


DETROIT

2000 Media Guide

LIONS

DETROIT LIONS 2000 MEDIA GUIDE



\$10.00





IKON Office Solutions

"THE OFFICIAL COPIER/FAX COMPANY FOR MICHIGAN SPORTS"

To be a winner, you have to have the players. In the office equipment arena nobody has a more powerful line up than IKON Office Solutions. Come discover the IKON Office Solutions difference — a full array of office copiers, from high-performance desk top copiers, to color laser copiers, to 100 copy per minute, 1,000,000 copy a month copier/duplicators.

Plus, IKON's team of service and support professionals is legendary throughout the state, providing businesses with an unparalleled commitment to customer satisfaction - a commitment that helps you be productive and helps keep you a step ahead of the competition.

Call IKON Office Solutions today and let us know what we can do to help your business team. IKON Office Solutions: Work to Win.

IKON OFFICE SOLUTIONS:

COPIERS, HIGH-SPEED DUPLICATORS, COLOR LASER COPIERS, FAX MACHINES

IKON

Office Solutions

Farmington Hills
(248) 476-6655

Flint
(810) 733-5160

Grand Rapids
(616) 538-8720

Kalamazoo
(616) 343-1241

Lansing
(517) 887-7017

Muskegon
(616) 733-4442

Novi
(248) 474-0900

Port Huron
(810) 985-7148

Saginaw
(517) 790-5006

Southfield
(248) 945-4800

Traverse City
(616) 941-4464

Troy
(248) 879-8800

Canon MINOLTA  RICOH SHARP



More publications available at:

www.retroseasons.com/library/

2000 Detroit Lions Schedule

PRESEASON

<i>Date</i>	<i>Opponent</i>	<i>Television</i>	<i>Time (ET)</i>
Friday, August 4	NEW ENGLAND	WWJ-TV 62	7:00 p.m.
Saturday, August 12	BUFFALO	ESPN #	8:35 p.m.
Friday, August 18	at Oakland	WWJ-TV 62	9:00 p.m.
Friday, August 25	at Cincinnati	WWJ-TV 62	7:30 p.m.

REGULAR SEASON

<i>Date</i>	<i>Opponent</i>	<i>Television</i>	<i>Time (ET)</i>
Sunday, September 3	at New Orleans	Fox	1:00 p.m.
Sunday, September 10	WASHINGTON	Fox #	4:15 p.m.
Sunday, September 17	TAMPA BAY	Fox	1:00 p.m.
Sunday, September 24	at Chicago	Fox	1:00 p.m.
Sunday, October 1	MINNESOTA	Fox	1:00 p.m.
Sunday, October 8	GREEN BAY	Fox	1:00 p.m.
Sunday, October 15	***Bye Week***		
Thursday, October 19	at Tampa Bay	ESPN #	8:35 p.m.
Sunday, October 29	at Indianapolis	Fox	1:00 p.m.
Sunday, November 5	MIAMI	CBS	1:00 p.m.
Sunday, November 12	ATLANTA	Fox	1:00 p.m.
Sunday, November 19	at New York Giants	Fox	1:00 p.m.
Thursday, November 23	NEW ENGLAND	CBS #	12:30 p.m.
Thursday, November 30	at Minnesota	ESPN #	8:35 p.m.
Sunday, December 10	at Green Bay	Fox	1:00 p.m.
Sunday, December 17	at New York Jets	Fox	1:00 p.m.
Sunday, December 24	CHICAGO	Fox	1:00 p.m.

All times Eastern Time

Home Games in **BOLD CAPS**

Nationally Televised



2000 Detroit Lions Media Guide

CONTENTS AND DIRECTORY

ADMINISTRATION & COACHING STAFF			
Detroit Lions' Directory	4		
Management/Administrative Staff	6		
Coaching Staff	18		
Football Operations Staff	33		
PLAYER PROFILES			
Veteran Player Biographies	40		
2000 Draft Pick Biographies	127		
Free Agent Biographies	133		
LIONS' PERSONNEL			
2000 Alphabetical Roster	138		
2000 Numerical Roster	140		
Roster Moves	142		
Final 1999 Depth Chart	144		
1999 SEASON IN REVIEW			
Regular Season Statistics	146		
Game-by-Game Statistics	152		
Player Participation	164		
1999 Game Recaps	166		
LIONS' HONORS			
All-Time Honor Roll	176		
1999 Detroit Lions' Honor Roll	180		
THE RECORDS SECTION			
Lions' Individual Records	182		
Lions' All-Time Records	194		
Lions' Team Records	210		
Opponents' Records	214		
Silverdome Records	215		
Post Season Team Records	217		
Post Season Individual Records	218		
Seasonal Leaders	221		
The Last Time	230		
COACHING AND SERIES RECORDS			
Year-by-Year Results	232		
Lions' Coaching Summary	233		
All-time Asst. Coaches	234		
Past Lions' Coaches	234		
Lions vs. the NFL	235		
Opponents Information	237		
YEAR-BY-YEAR RESULTS			
Pre-Season Results	268		
Year-by-Year Results	271		
THE HISTORY BOOK			
History of the Lions	330		
Significant Dates	331		
Thanksgiving Day Games	333		
Lions' Draft Selections	335		
Lions' Trade History	344		
All-Time Player Roster	347		
Monday Night / OT Games	354		
THIS AND THAT			
Pontiac Silverdome	358		
Attendance Records	358		
2000 NFL Schedule	359		
Important Dates for 2000-2001	362		
Lions' Radio Network	363		
Lions' Media Policies	364		
Lions' Website	366		
Ford Field	367		

The 2000 Detroit Lions Media Guide cover honors the five Lions who were selected to play in the 2000 NFL Pro Bowl. Clockwise from top: K Jason Hanson (4), LB Stephen Boyd (57), DT Luther Elliss (94), DE Robert Porcher (91) and TE David Sloan (86).



P.A.W.S. was created in October 1998 as an extension of an initiative started several years ago which pushed for the recycling of everyday business items within the Detroit Lions' administrative offices.

Among the increased efforts seen since the the P.A.W.S. task force was created has been the printing of Lions' game tickets and the 1999-2000 Media Guides on recycled paper, and the adoption of a four-mile stretch of highway along M-59 and the responsibility of three-times-a-year cleaning of that area.

2000 DETROIT LIONS MEDIA GUIDE

Co-Editors: Matt Barnhart and Steve Reaven

Editorial Assistance: Risa Balayem, Deanna Caldwell and Craig Vandermause

Cover Artwork: C&K Artwork, Suffern, NY

Inside Photography: Tom Albert

Typesetting and Design: Bauer Dunham & Barr, Ann Arbor



Administration & Coaching



2000 Detroit Lions Staff Directory

Executive Management

Chairman and President.....	William Clay Ford
Vice Chairman.....	William Clay Ford, Jr.
Executive Vice President & Chief Operating Officer.....	Chuck Schmidt
Head Coach.....	Bobby Ross

Management

Vice President of Marketing & Sales.....	Steve Harms
Vice President of Player Personnel.....	Ron Hughes
Vice President of Communications, Broadcasting & New Media.....	Bill Keenist
Vice President of Football Administration.....	Larry Lee
Vice President of Finance & Chief Financial Officer.....	Tom Lesnau
Vice President of Stadium Development & Salary Cap.....	Tom Lewand
Secretary.....	David Hempstead
Executive Assistant, Mr. William Clay Ford.....	Louise McDonald
Human Resources Director.....	Cheryl Carrier
Assistant, Offices of Mr. William Clay Ford, Jr.....	Jenny Taylor
Administrative Assistant, Chuck Schmidt & Tom Lewand, Business Travel Coordinator.....	Karen Johnson
Administrative Assistant, Bill Keenist.....	Linda Kirchner
Administrative Assistant, Football Administration.....	Barbara Saliba

Administrative Staff

Manager, Accounting Operations.....	Judy Kowalkowski
Administrative Assistant, Accounting.....	Terri Kimble
Director of Information Systems.....	Terri McKay
Office Manager/Human Resources Assistant.....	Melissa Krucki
Office Assistant.....	Hoa Tran
Receptionist.....	TBA

Ticket Sales and Customer Service

Director of Ticket Operations and Customer Service.....	Mark Graham
Director of Ticket Sales and Customer Service.....	Jennifer Manzo
Assistant Director of Ticket Operations.....	Bill McCall
Ticket Sales Manager.....	Lance Powser
Senior Account Representative.....	Brian Graves
Senior Account Representative.....	Tim Nesbitt
Senior Account Representative.....	Louis White
Account Representative.....	Nicole Furuiye
Account Representative.....	Anne Smith
Ticket Operations Coordinator.....	Shawn Gill
Ticket Sales Associate.....	Cindy Cook
Ticket Sales Associate.....	Ed Macknisk
Ticket Sales Associate.....	Matt Wojciechowski

Media Relations

Director of Media Relations.....	Steve Reaven
Assistant Director of Media Relations.....	Matt Barnhart
Publications Coordinator.....	Risa Balayem
Media Relations Assistant/Internet Coordinator.....	Craig Vandermause
Director of Broadcasting Services.....	Bryan Bender
Administrative Assistant.....	Deanna Caldwell

Marketing

Sponsorship Sales Manager.....	Mark Cheklich
Suite Sales Account Executive.....	Mark Schoenl
Promotions and Game Operations Coordinator.....	TBA
Corporate Marketing Account Executive.....	Zach Wagner
Administrative Assistant.....	Mary Ann Cordova

ADMINISTRATION & COACHING STAFF

Community Affairs

Director of Detroit Lions' Charities and Community Affairs.....	Tim Pendell
Assistant Director of Community Affairs.....	Kim Doverspike
Administrative Assistant.....	TBA

Coaching Staff

Defensive Line.....	Brian Baker
Defensive Assistant.....	Don Clemons
Offensive Coordinator.....	Sylvester Croom
Running Backs.....	Frank Falks
Assistant Strength & Conditioning.....	Rob Graf
Strength & Conditioning/Asst. Offensive Line.....	Bert Hill
Offense & Special Teams Assistant.....	Stan Kwan
Quality Control - Offense & Administrative Assistant.....	John Misciagna
Assistant Head Coach/Linebackers.....	Gary Moeller
Assistant Defense Line/Advance Scout.....	Dennis Murphy
Defensive Coordinator.....	Larry Peccatiello
Special Teams.....	Chuck Priefer
Offensive Line.....	Golden Pat Ruel
Defensive Backs.....	Dick Selcer
Tight Ends.....	Danny Smith
Wide Receivers.....	Jerry Sullivan
Quarterbacks.....	Jim Zorn
Administrative Assistant.....	Barbara Mouthaan
Administrative Assistant.....	TBA

Football Operations

Equipment Manager.....	Dan Jaroszewich
Assistant Equipment Manager.....	Mark Glenn
Equipment Assistant.....	James Jordan
Video Director.....	Steve Hermans
Assistant Video Director.....	Michael Richardson
Director of Security.....	Allen "Jocko" Hughes
Groundskeeper.....	Charlie Coffin
Assistant Groundskeeper.....	Matt Closs
Player Programs Assistant.....	Beth Gay

Medical Staff

Head Athletic Trainer.....	Jay Shoop
Assistant Athletic Trainer.....	Chris Curran
Assistant Athletic Trainer.....	Mike Hooper
Assistant Athletic Trainer.....	Joe Recknagel
Team Physician - Internist.....	Keith Burch, M.D.
Team Physician - Orthopaedist.....	David Collon, M.D.
Orthopaedic Consultant.....	Kyle Anderson, M.D.
Ophthalmologist.....	Kevin Everett, M.D.

Player Personnel/Scouting Staff

Director of Pro Personnel.....	Sheldon White
Director of College Scouting.....	Scott McEwen
Assistant Director of Pro Personnel.....	Charlie Sanders
Area Scout.....	Russ Bolinger
Area Scout.....	Chad Henry
Area Scout.....	Lance Newmark
Area Scout.....	Dave Uyrus
Area Scout (BLESTO).....	Hessley Hempstead
Pro Personnel Assistant.....	Emily Jorgensen
Administrative Assistant.....	Kori Small



William Clay Ford CHAIRMAN AND PRESIDENT

In an age where ownership changes and franchise moves in professional sports have become alarmingly commonplace, William Clay Ford continues to provide the Detroit Lions organization, it's fans and the community with unwavering stability and sound leadership. As he enters his fourth decade of ownership, Mr. Ford leads the franchise not only into a new millenium, but, in many respects, into a new era as well — as the organization readies itself for a move back to the city of Detroit with the anticipated opening of the Lions' new stadium, Ford Field, in summer of 2002. Another major development for the club is the construction of a state-of-the-art office and practice facility in suburban Allen Park, also scheduled for completion in 2002. Combined with those future landmark projects, the team's on-field prospects are profoundly positive, as the club returned to the post-season once again in 1999, with sights on climbing higher in the standings in 2000 an expected reality.

"Last season brought about many different emotions — the fast start was something we couldn't have been happier with," Mr. Ford said. "As the season progressed, however, our early momentum was dashed, and despite another playoff trip, it was disappointing to see the team falter down the stretch and encounter an early exit from the playoffs. Given an entire off-season to reflect and diagnose, I believe we've made the moves necessary and have the right people in place to assure that the 2000 season will indeed be a special one."

Throughout his tenure as owner, William Clay Ford has guided the Detroit Lions organization with a sense of balance, integrity and honest leadership. Never one to seek the limelight, Mr. Ford has not sought public accolades for his many contributions to football, the automobile industry and his community.

Known as Bill Ford to his friends and business associates, his relationship with the Lions began during his childhood when his father, Edsel Ford, took him to the University of Detroit Stadium to see the first Lions' team play in their maiden season in the Motor City in 1934.

He became a club director in 1956 and was asked by then-Lions' President Edwin J. (Andy) Anderson to become the Lions' president in 1961.

In November 1963, Mr. Ford purchased the team outright for \$4.5 million and officially took over the club on January 10, 1964.

The 1999 season marked Mr. Ford's 36th year as the sole owner of the club. After making additional generous investments via free agency in the off-season, shrewd maneuvering through the draft and the continuing development of young players already on the roster, he believes the Lions should contend for the NFL's top prize.

"I like where our program is at right now, both with tangible enhancements made since the end of last season and a prevailing attitude that we indeed will win on a very high level," Mr. Ford said. "Players from other teams want to play for the Lions and our coaches and personnel department have put in place a roster that has an awful lot of talent. We expect to win with the cast that has been assembled."

Of course, Mr. Ford's other passion in life is the automobile industry, he being a grandson of inventor and auto pioneer Henry Ford, founder of the Ford Motor Company.

Although he retired from his post as Ford Motor Company Vice-Chairman in March 1989, Mr. Ford remains a member of the Board of Directors and serves on its Finance Committee as well as on its Organization Review and Nominating Committee. He has been a board member since 1948 and was chairman of the company's Design Committee since its inception in 1957 until retirement in 1989.

Utilizing his expertise in design, Mr. Ford is on special assignment as a design consultant focusing his efforts on the Jaguar.

During his career with the company, Mr. Ford gained special satisfaction and acclaim as the executive in charge of the design, development and subsequent introduction of the Continental Mark II, the successor to the classic Lincoln Continental that had been developed and introduced by his father Edsel in 1939.

The youngest of Edsel's four children, William Clay Ford was born March 14, 1925. Following a tour of duty with the U.S. Naval Air Corp in World War II, he enrolled at Yale, where he captained both the tennis and soccer teams at the Ivy League school. In fact, he was a nationally ranked tennis player until two Achilles tendon surgeries relegated him to the sidelines. (Mr. Ford's athletic participation today includes some tennis, although he prefers golf, a game in which he became nearly a scratch performer.)

He graduated from Yale with a Bachelor of Science degree in economics and then joined Ford's sales and advertising staff. He later served on the industrial relations staff where he was a member of the committee that negotiated the historic 1949 contract with the UAW-CIO.

Mr. Ford also is Chairman Emeritus of the Board of Trustees of the Edison Institute, which operates Greenfield Village and the Henry Ford Museum in Dearborn. He is an honorary life trustee of the Eisenhower Medical Center, and serves as a director for the Boys' Club of America and the United Way of Southeastern Michigan. He is also a trustee for the Michigan Heart Association and to the Ronald Reagan Presidential Foundation. He received an honorary doctor of science degree from the Art Center College of Design in Pasadena, California, in 1981.

Recently, Mr. Ford's generosity was again recognized as the outdoor courts of the University of Michigan's new tennis center, of which he was a benefactor, were named in his honor. Also, a new addition to Detroit's Henry Ford Hospital (which bears the name of Mr. Ford's grandfather) opened in 1996 — The William Clay Ford Center for Athletic Medicine, which is one of the premier sports medicine treatment and research institutions in the country.

He is married to the former Martha Firestone of Akron, Ohio. They are the parents of three daughters — Martha, Sheila and Elizabeth — and a son, William Clay Ford Jr., who serves as the Lions' Vice Chairman, and was elected as Ford Motor Company's Chairman of the Board of Directors in January 1999.



William Clay Ford, Jr.

VICE CHAIRMAN

William Clay Ford, Jr. has left an ineradicable stamp on the organization since ascending to his current post of Vice Chairman in February 1995. His goals remain focused not only on outfitting a winner in the present, but shaping the franchise to ensure prosperity well into the 21st century both on and off the field. Ford also continues to be on the forefront of influential and wide-ranging issues league-wide, as evidenced by his inclusion on both the NFL's Broadcasting Committee and NFL International Committee, which oversees the continued development of NFL Europe League.

Additionally, Ford's duties at Ford Motor Company have taken a dramatic turn recently as he assumed the post of Chairman of the Board of Directors on January 1, 1999. His current role not only entails a tremendous professional commitment, but also constitutes immense personal pride, with his election to the position once held by that of his great-grandfather, and American automotive pioneer, Henry Ford.

Ford played an instrumental role as the Lions announced plans in August 1996 to build a new domed stadium in downtown Detroit, which was officially unveiled as Ford Field at the project's groundbreaking in November 1999. He was also a vital cog in the search process which concluded with the hiring of Bobby Ross as head coach in January 1997. William Clay Ford, Jr.

shares his father's commitment and devotion for the franchise and a burning passion to win. And like his father, he wants nothing more than to see the Lions regarded as one of the premier franchises in the National Football League.

Ford's dedication to the Lions was never more evident than when he spearheaded the team's stadium negotiations. Due largely to his determination and perseverance, the Lions struck a deal with the city of Detroit and Wayne County that will have the Lions playing in a new domed stadium in downtown Detroit for the 2002 season. The Lions also have plans that year to unveil a state-of-the-art practice facility in Allen Park, a suburb of Detroit.

"Urban renewal is something that downtown Detroit has been seeking for quite some time. We believe that Ford Field and the adjoining warehouse development project, coupled with the already-opened Comerica Park next door will truly offer an atmosphere to the citizens of both Southeastern Michigan and the entire country that doesn't exist anywhere else," said Ford. "The rebirth of Detroit is something myself and my family hold near and dear to our hearts and for us to have a major hand in making the city once again flourish is very special. Detroit deserves to be a world-class city and we take our role in making that a reality very seriously."

In Ford's five years in his current role, he has made an immediate and far-reaching impact, as the organization took major steps forward on several fronts. In addition to the new stadium, plans are coming together for a new, state-of-the-art practice facility located in Allen Park, Michigan, also to be completed for the 2002 season. Also under Ford's guidance, the Lions have launched one of the industry's most aggressive marketing campaigns, which currently centers on enhanced revenue streams derived from Ford Field. Also under Ford's direction with the Lions have begun publishing a team magazine and continue to develop and augment the club's Internet site, which was one of the first official team sites launched in pro sports. Additionally, the team has instituted a new ticket sales policy,

including last year's introduction of the largest "Family Section" in the NFL (3,400 seats). The club also entered into a lucrative partnership with Infinity Broadcasting (now CBS Radio) for the Lions' radio broadcast rights and started production on weekly radio and television shows that air throughout the season.

While Ford has been pleased with these business developments, he is even more excited about anticipated on-field success under Ross and his staff.

"There is profound reason to be excited with the team that Bobby and his staff have assembled," said Ford. "We made nice progress a year ago in returning to the playoffs, despite some long odds. With a diversified and explosive offensive attack and a defense featuring three Pro Bowlers, there is an expectation that success in the post-season is on the horizon."

William Clay Ford, Jr., 43, had been Treasurer of the Lions since 1980. Among his other roles within the NFL structure in the past has been his inclusion on the NFL's Finance Committee and NFL Properties' Committee.

In 1996, he was named to Newsweek Magazine's "The Century Club", a list of 100 people to watch as America headed into the next Millennium. Ford was one of only two people from the state of Michigan on the list. And in March 2000, Ford graced the cover of Fortune Magazine, which deemed him a "breath of fresh air for Detroit" and lauded he and Ford Motor Company for continued progress both economically and environmentally within the auto industry.

Prior to his current appointment at Ford Motor Company, Ford had served on the company's Board of Directors (elected on January 14, 1988) for 11 years. He assumed the position of Chairman of the Finance Committee for Ford Motor on January 1, 1995, at which time he also joined the Organization Review and Nominating Committee. He also is Chairman of the Environmental and Public Policy Committee.

The Princeton University graduate earned a Master's degree in Management as an Alfred P. Sloan Fellow at the Massachusetts Institute of Technology.

Mr. Ford is Chairman of the Board of Trustees of the Henry Ford Museum and Greenfield Village, and a trustee of the Henry Ford Health System, Detroit Renaissance, and Conservation International. He is also a member of the World Economic Forum's Global Leaders for Tomorrow and Vice Chairman of the Greater Downtown Partnership Board of Directors (Detroit).



Chuck Schmidt

**EXECUTIVE VICE-PRESIDENT AND
CHIEF OPERATING OFFICER**

In the era of free agency, salary cap and revenue sharing issues in the National Football League, the unwavering presence of Chuck Schmidt, the Lions' Executive Vice President and Chief Operating Officer, has guided the Lions with stability and continuity.

Recently, Schmidt's duties as the organization's top official have expanded to include an integral role in the ongoing design and construction processes of Ford Field, the

adjoining warehouse development, and the team's new headquarters, to be completed in suburban Allen Park in 2002.

On the field, the Lions have been a playoff team in six of the last nine years, however, the team is still striving towards its primary goal — the Super Bowl. A key element in achieving that goal is management of the team's salary cap. Detroit's continued ability to keep its core of star players intact combined with fine-tuning personnel in areas of need can be attributed largely to

Schmidt's ability to oversee and manage the salary cap process.

Schmidt, 53, assumed his current duties on December 27, 1989, when he succeeded Russ Thomas as the organization's top operations officer. In his first year at the helm, he hired a new Director of Player Personnel in Ron Hughes (now Vice President of Player Personnel).

Now in his 25th year with the Lions, Schmidt has performed a variety of duties during his tenure, providing the Detroit native with keen and unique insight into the overall operation of the organization.

Under Schmidt's direction in 1990, the club established Detroit Lions Charities, a non-profit organization assisting various charitable and worthwhile causes in Michigan. To date, Detroit Lions Charities has donated over \$1.45 million to non-profit programs and charities throughout the state of Michigan, including a record \$225,628.76 through 133 grants in March 2000. The University of Michigan and Wayne State University graduate serves on the board of directors for the program and is Secretary-Treasurer.

Schmidt also serves on the NFL's Employee Benefit Plans committee; Board of Directors for CATCH; the Board of Trustees for the Leader Dogs for the Blind in Rochester; and the Board of Directors for YMCA of Metropolitan Detroit.



Steve Harms

VICE PRESIDENT OF MARKETING AND SALES

7th year with Lions

Steve Harms enters his seventh year in the Lions' organization, and his first full season as Vice President of Marketing and Sales. He was promoted to his current position in February 2000 after serving as the team's Executive Director of Marketing for the prior six years. Foremost among Harms' duties in his new role will be overseeing all marketing and sales of suites, club seats and season tickets at Ford Field, which is scheduled to open for the 2002 season.

Harms will continue to oversee all marketing and promotional programs both in-stadium and in-market, in addition to sponsorship, broadcast and print advertising sales, website enhancement and the team's training camp fan festival and corporate sponsorship programs. Also among his expanded duties will be the construction of the Ford Field marketing center, and the handling of sales of all signage and concession sponsorships at the new stadium, as well as sales of all marketing sponsorship opportunities at Ford Field and the adjoining warehouse development.

Harms joined the Lions in 1994 with over 10 years of experience in marketing and sales in the NBA. Prior to joining the Lions, he served as the Director of Sponsor Programs for the Detroit Pistons and the Palace of Auburn Hills from 1991-94. From 1989-91, Harms was Team Services Manager for NBA Properties in New York. Harms also spent four years (1985-88) as the Director of Sales with the Milwaukee Bucks before moving on to NBA Properties. He began his career in the Pistons' ticket sales department

at the Silverdome.

A native of Milwaukee, Wisconsin, Harms earned a Bachelor's degree in Recreation Administration at the University of Wisconsin-LaCrosse. He is a member of the Board of Directors of Teen Ranch, an outreach program for troubled teens in the metro-Detroit area. He and his wife, Lori, reside in Oxford with their two daughters, Lauren and Joelle.



Ron Hughes

VICE PRESIDENT OF PLAYER PERSONNEL

18th Year With Lions

Ron Hughes is in his fourth year as the Lions' Vice President of Player Personnel. Prior to being named to his current position, Hughes spent six years as the Lions' Director of Player Personnel.

In his role as Vice President of Player Personnel, Hughes coordinates and supervises all of the Lions' college and pro scouting efforts. He was promoted to Director of Player Personnel in June 1990, after having worked in the department since 1983. He had served as the Lions' Director of Pro Scouting, where he primarily was responsible for the advance scouting reports of the Lions' opponents during the football season. He also scouted the top 100 college prospects each year.

Hughes is a 1965 graduate of California State College of Pennsylvania. He returned to his native Pittsburgh and coached for 14 years on the high school level, including five seasons as head coach of North Catholic High School.

In 1979, Hughes joined BLESTO, a National Football

League scouting combine, where he spent four seasons scouting eastern colleges. He spent his first two years (1983-84) with the Lions as a college scout, before moving to pro scouting in 1985.

The 56-year-old Hughes and his wife Adrienne have three children (Ted, Scott and Jennifer).



Bill Keenist

VICE PRESIDENT OF COMMUNICATIONS, BROADCASTING, & NEW MEDIA

16th Year With Lions

Bill Keenist assumed the role of Lions Vice President of Communications, Sales and Marketing in May 1996 after two years as Vice President for Administration and Communications. Keenist, a fixture in the Lions' front office for the last 15 years, was appointed to his current position by Executive Vice President Chuck Schmidt. He oversees the Lions' media relations, community relations, marketing and ticket departments as well as managing all of the Lions' broadcasting matters.

Under Keenist's direction, the Lions have in the past few years launched their own television show, radio show, team newspaper and internet site. In 1996, he negotiated a new five-year agreement with Infinity Broadcasting for the Lions' radio rights. And in 1998, the Lions re-structured the ticket office, and instituted a tele-marketing and group sales department.

Keenist, 42, has been with the Lions since 1985 when he was hired as Assistant Public Relations Director. In 1987 he was named Director of Public Relations, a position he held until



his appointment as Director of Marketing, Broadcasting and Communications in 1991.

Prior to joining the Lions, Keenist worked for the Washington Redskins from 1981-83 as a public relations assistant and Director of Promotions. He was a member of the Redskins when the team won Super Bowl XVII in 1983 over Miami.

Keenist left the Redskins to become Public Relations Director of the Pittsburgh Maulers of the United States Football League. After the Maulers, Keenist was the Sports P.R. Director for the Pittsburgh Civic Arena, where he worked primarily with the Pittsburgh Penguins hockey team.

Keenist's talents have been recognized around the NFL. For Super Bowls XXIV - thru- XXVIII he had the honor of being selected the public relations co-captain, which involves the coordination of all media-related activities at the Super Bowl. In all, he has worked a total of 13 Super Bowls for the NFL. He currently serves on the following NFL PR/Marketing Committees: Broadcasting; Governmental Affairs and Insider Magazine.

He also served as the P.R. Chairman of the NFC Central Division and Chairman of the Public Relations Special Projects Committee.

A native of Elizabeth, Pa., Keenist holds a Master's degree in Sports Administration from Ohio University. He also received his bachelor's degree in journalism from Ohio University. He served a graduate internship at Duke University where he worked in the athletic department.

He lives in Oxford with his wife Cindy and their three children, sons Billy and Christopher and daughter Lindsay.



Larry Lee

VICE PRESIDENT OF FOOTBALL ADMINISTRATION

8th Year With Lions

Former Lion offensive lineman Larry Lee enters his fifth year as Vice President of Football Administration. Lee, who was promoted to his current post in May 1996, had been the Lions' Director of Player Programs and Pro Personnel Assistant the previous three years.

In his current position, Lee negotiates player and business contracts and coordinates all aspects of football administration, including the equipment, training, security and video departments, as well as player programs, team travel and training camp. He is also involved in off-season free agency transactions.

Since Bobby Ross' arrival in 1997, Lee has coordinated the logistics for the Lions' training camp at Saginaw Valley State University. This season will mark the team's fourth straight trip to SVSU with the two parties having entered into a long-term agreement to continue their present relationship.

In Lee's first year on the job the Lions added a security department and improved the coordination of efforts between the various departments within football operations. And in May 2000, Lee and his staff's player programs efforts were recognized as the NFL's Most Improved Player Programs Department.

In 1998, Lee was given his fraternity's (Kappa Alpha Psi) Certificate of Achievement. He also serves on the board of directors for several organizations — including Big Brothers/Big Sisters, the YMCA Legacy Golf Tournament, Hope Center of Dayton, Ohio and is the chairman of the Big Brothers/Big Sisters

Golf Tournament. Lee also is the executive director of the Martin Bayless Dayton All-Star Camp and is a lifetime member of Kappa Alpha Psi and the NAACP.

An All-Pac 10 performer and senior team captain at UCLA, Lee graduated from the school in 1981 with a degree in U.S. History. He was selected by Detroit in the fifth round of the 1981 NFL Draft and spent five seasons with the Lions as a center/guard and long snapper. He signed as a free agent with the Miami Dolphins in 1986, and finished his career with Denver from 1987-90. While in Denver, Lee took part in Super Bowl XXII.

Lee, 40, began planning for his post-football career while he was still playing, taking part in the Ford Motor Co. Minority Dealer Program. He later worked full-time as Mel Farr's administrative assistant from 1990-92. Lee also spent a year as general manager at White Allen Honda in his hometown of Dayton, Ohio before returning to the Lions.

Larry and his wife, Daphne, have two daughters, Dayna (16)



and Danielle (13).

Tom Lesnau

VICE PRESIDENT OF FINANCE AND CHIEF FINANCIAL OFFICER

23rd Year With Lions

Tom Lesnau was named to the position of Vice President of Finance and Chief Financial Officer in May 1996. Lesnau is one of the senior members of the Lions' organization, having been a member of the front office for the last 23 years.

His role consists of supervising the club's financial operations, including budgeting, payroll, purchasing, accounting and all other financial matters. In addition to

those responsibilities, he oversees the administrative and computer operations of the Lions, including non-team travel and facilities management of the club. He also continues his role as the Lions' liaison with the Pontiac Silverdome Stadium Authority.

Since assuming his current role, he undertook the enormous task of establishing departmental budgets in order to more efficiently administer the overall performance of the organization. In 1998, he also revamped all computer operations of the team and implemented a new system for both financial operations and other administrative areas of the club.

He was named Controller of the Lions in January 1991 after serving as the team's accountant for 13 years. Lesnau came to the Lions from the accounting firm of Ernst and Whinney (now Ernst and Young) where he had worked for five years. He was hired as the club's accountant in 1978 and took over the additional duties of travel coordinator in 1980. Lesnau also coordinated the construction of the players' lounge as well as the construction of the ticket and marketing offices and the conversion of the old ticket office into the public relations office in 1991. And in 1997, Lesnau supervised more significant changes made to the team's facilities, including the remodeling of the locker room and weight room.

In addition to his duties with the Lions, Lesnau serves on the NFL Finance Directors Committee. Additionally, his involvement with local charities includes positions as Treasurer and member of the Board of Directors for Detroit Lions Courage House, Kolo Charities and the Russ Thomas Scholarship Fund.

Lesnau, a native of Detroit, received his degree in accounting from Michigan State University and is a Certified Public Accountant. He resides in Waterford.



Tom Lewand

VICE PRESIDENT OF STADIUM DEVELOPMENT & SALARY CAP

5th Year with Lions

Tom Lewand, entering his fifth year with the Lions, was elevated to his current title in June 1998. In his current role, Lewand manages the Lions' salary cap and negotiates player contracts. In addition to his salary cap responsibilities, Lewand is overseeing the design and construction of Ford Field, the adjoining warehouse development, and the team's new headquarters, to be completed in suburban Allen Park in 2002.

Lewand received his law degree from the University of Michigan Law School and his masters degree in business administration from the University of Michigan Business School in 1996. He worked for the Lions on a part-time basis while completing work on his degrees. After receiving his undergraduate degree from the University of Michigan in Political Science and Economics in 1991, he worked as an environmental advisor for the Governor of Indiana, Evan Bayh. Following a year in that position, he entered law school at Michigan. He spent time working for the law firm of Dickinson, Wright, Moon, Van Dusen and Freeman in Detroit, and the Chicago law firm of Kirkland and Ellis. In the summer of 1993, he worked in the White House in the Counsel's Office for Presidential Personnel.

Lewand aided the University of Michigan football program in various capacities on a volunteer basis while he was in school. Additionally, he is active in the community, serving on the Boards of Directors of the Detroit Urban League and Boys Hope/Girls Hope of Detroit.

He and his wife, Suzanne, reside in Royal Oak with their two daughters, Cayleigh, 2, and Paige, who was born 12/22/99.

Staff



Bryan Bender

DIRECTOR OF BROADCASTING SERVICES

4th Year With Lions

Bryan Bender begins his fourth season with the Lions as Director of Broadcasting Services. Prior to joining the team on a full-time basis in 1997, Bender produced the team's weekly television show for two years on a free-lance basis.

In addition to his current duties of coordinating the Lions' television programming, Bender also produces the team's preseason telecasts as well as the DiamondVision production (on game-days) at the Pontiac Silverdome. Also, Bender is the chief organizer for the team's annual Lions Caravan, which visits cities in Michigan and northern Ohio each spring and summer with current and former players, coaches and team personnel. Additionally, Bender has, in the past, assisted the team's video department in shooting all practices and away games.

Prior to joining the Lions, Bender was a member of the WJBK-TV 2 (Fox affiliate in Detroit) sports department for four years. A graduate of Eastern Michigan University, Bender lives in Grand Blanc with his wife, Cathy, and their three children, Ashley, 8, Michael, 5 and Christian, who was born September 7, 1999.



Cheryl Carrier

HUMAN RESOURCES DIRECTOR

5th Year with Lions

Cheryl Carrier is in her fifth year as the Lions' Human Resources Director. Prior to joining the Lions, Carrier spent 19 years with Ford Motor Company, the last nine as Executive Assistant to William Clay Ford, Jr.

In 1995, assigned to a special project, Carrier was given the task of developing a human resource department. She was involved in the reorganization of the front office staff and also established new policies and procedures for personnel matters in addition to providing human resource services to Lions personnel. Carrier's responsibilities include advising management on changes in state and federal laws and ensuring that the organization is current on all human resource issues. She is also responsible for providing training sessions, orientation for new employees and making recommendations regarding employee benefits.

A native of the Detroit area, Carrier attended Henry Ford Community College and recently received a Human Resource Certificate from Cornell University. Her hobbies include scuba diving, mountain biking, and all aspects of nature. She resides in Milford with her husband, Jim.



Mark Graham

DIRECTOR OF TICKET OPERATIONS/CUSTOMER SERVICE

18th Year with Lions

Mark Graham enters his third year as Director of Ticket Operations/Customer Service, but he is no stranger to the Lions' ticket office. He has served in several capacities within the club's ticket operations in the past 17 years, including time spent as a ticket sales representative, Assistant Director of Ticket Sales and managing the team's season ticket holder accounts. In his current role, Graham oversees the daily operation of all ticket office operations.

Graham re-joined the Lions in 1990 following a brief stint in the ticket office of the Fox Theatre in Detroit. He started with the Lions on a part-time basis and remained in that capacity until 1986 when he was promoted to full-time status with the club. Graham, 41, has also worked in the ticket offices of the Detroit Tigers, Detroit Red Wings and Joe Louis Arena.

Additionally, Graham was instrumental in the complete conversion and overhaul of the Lions' ticketing system in 1997. Also, Graham has worked for the NFL in nine past Super Bowls (including the last nine), assisting in the league-wide allocation and on-site distribution of all Super Bowl tickets.

Graham and his wife, Michelle, have four children — daughter, Suzan, 11, sons, Michael, 8, and Joseph, 4 and Alexandra, 1.



Allen "Jocko" Hughes

DIRECTOR OF SECURITY

5th year with Lions

Allen "Jocko" Hughes enters his fifth year as the Lions' Director of Security. Hughes handles day-to-day security needs and concerns as well as heading up his security staff on the team's road trips to ensure security.

Hughes joined the Lions following a 28-year career with the Detroit Police Department. He retired with the rank of Third Deputy Chief, where he trained officers and supervisors. Hughes also taught adult education in the Detroit Public Schools from 1979-85 and served as Chief of Operation/Security Director for the Emanuel Steward Kronk Boxing Team from 1981-87.

A native of Detroit, Hughes graduated from Miller High School, where he was a three-sport athlete - football, basketball and track - earning All-State honors in basketball and football. He was enshrined in the school's Hall of Fame in 1991. Hughes graduated from the University of Detroit Mercy with a degree in Law Enforcement. He coached and played professional basketball as well as coaching the Detroit Policemen basketball team and little league football.

Hughes has three children, Cassandra, Allen, and Calvin. He resides in Canton with his wife, Ora, who has two daughters, Robin and Terri.



Jennifer Manzo

DIRECTOR OF TICKET SALES AND CUSTOMER SERVICE

4th Year with Lions

Jennifer Manzo is in her third year as Director of Ticket Sales and Customer Service after serving in 1997 as the team's Assistant Director of Ticket Sales. In her current role, she directs all marketing, promotion and advertising for season ticket and individual ticket sales. She also oversees seven sales representatives.

Manzo joined the Lions following three years with the Chicago Wolves of the International Hockey League, where she held posts as both Ticket Sales Coordinator and Director of Ticket Sales. Prior to joining the Wolves, she was a marketing assistant with Hamilton Investments in Chicago from 1993-94.

A graduate of Michigan State University, Manzo worked as a recruiting assistant for the Spartans' football program from 1987-91 under Head Coach George Perles. She also spent time as a stringer and features reporter at the Lansing State Journal. After receiving her degree in communications, Manzo worked as a sports information assistant at the Mid American Conference's league office in 1991-92, and later became a sales representative for the Detroit Pistons/Palace of Auburn Hills.

Manzo's father, Richard Comar, was a long-time assistant football coach at Michigan State, Indiana State, Eastern Michigan, the Buffalo Bills and the CFL's Toronto Argonauts. She is a founding member of WISE (Women in Sports and Events), and her hobbies include running, gardening, golf and hiking. She and her husband, Larry, a sales representative for an automotive supplier, reside in Troy with their daughter, Elena, who was born in September 1998.



Steve Reaven

DIRECTOR OF MEDIA RELATIONS

8th Year with Lions

Steve Reaven enters his eighth season with the Lions in 2000 and his second year as the team's Director of Media Relations. He served the club in several capacities within the media relations department from 1993-98. As Director of Media Relations, Reaven oversees all day-to-day elements of the team's media relations efforts, including the writing and publishing of the team's media guide, official magazine (Lions Report), Insider Magazine, yearbook, press credentials, news releases, press conferences and direct day-to-day contact with the local and national media. The team also will expand on its free twice-weekly "Lions E-Report" in 2000, which has already grown to over 30,000 "subscribers" after launching in July 1999.

Prior to being assigned to his current post, Reaven was the team's Assistant Director of Media Relations. He joined the Lions in 1993 following a stint working in the Sports Information Department at his alma mater, the University of Illinois at Urbana-Champaign. He received a bachelor of sciences degree in journalism from the school in May 1992.

Among previous responsibilities Reaven has undertaken with the Lions were the development, launch and maintenance of the team's official Internet site, and editing the club's annual media guide. Additionally, Reaven has aided the NFL's media relations efforts at the past three Super Bowls, as well as helping staff the 1999 NFC Championship Game. He also serves on the NFL Public Relations Post-Season Committee.

A Glen Ellyn, Ill., native, Reaven resides in Rochester Hills.



Tim Pendell

DIRECTOR OF DETROIT LIONS CHARITIES AND COMMUNITY AFFAIRS

16th Year with Lions

The Lions' involvement with charity and community affairs in the Detroit area has increased in recent years largely due to the efforts of Tim Pendell. In March 1998, Detroit Lions Charities exceeded the \$1 million mark in donations to non-profit programs and charities throughout the state of Michigan. That amount now stands at more than \$1.45 million and raised a record \$225,628.76 in 1999-2000 through 133 grants.

Pendell joined the Lions in 1985 and was Director of Communications prior to being named to his current position in December 1990. He also has been the chairman of the NFL Community Relations Committee since 1992. Pendell is also a member of the Board of Directors of the Detroit Police Athletic League (P.A.L.).

Pendell is a native of Macomb, Illinois but he was no stranger to Michigan when he joined the Lions. He was the Sports Information Director at Ferris State University in Big Rapids, Michigan from 1976-83. He then joined the public relations staff of the United States Football League's Michigan Panthers from 1983-84.

Pendell graduated from Western Illinois University and served a four-year stint in the Air Force with American Forces Radio and Television Service. He and his wife, Diann are members of New Hope Church and reside in Oxford.

Detroit Lions' ***Administrative Staff***



Risa Balayem
PUBLICATIONS COORDINATOR/
MEDIA RELATIONS ASSISTANT



Matt Barnhart
ASSISTANT DIRECTOR OF
MEDIA RELATIONS




Deanna Caldwell
ADMINISTRATIVE ASSISTANT -
MEDIA RELATIONS



Mark Cheklich
SPONSORSHIP SALES
MANAGER



Cindy Cook
TICKET SALES ASSOCIATE



Chris Curran
ASSISTANT ATHLETIC TRAINER



Matt Closs
ASSISTANT GROUNDSKEEPER



Charlie Coffin
GROUNDSKEEPER



Mary Ann Cordova
ADMINISTRATIVE ASSISTANT -
MARKETING



Kim Doverspike
ASSISTANT DIRECTOR OF
COMMUNITY AFFAIRS

ADMINISTRATION & COACHING STAFF



Nicole Furuiye
ACCOUNT REPRESENTATIVE



Beth Gay
PLAYER PROGRAMS ASSISTANT



Shawn Gill
TICKET OPERATIONS
COORDINATOR



Mark Glenn
ASSISTANT EQUIPMENT
MANAGER



Brian Graves
SENIOR ACCOUNT
REPRESENTATIVE



Mike Hooper
ASSISTANT ATHLETIC
TRAINER



Karen Johnson
ADMINISTRATIVE ASSISTANT -
C. SCHMIDT & T. LEWAND/
BUSINESS TRAVEL COORDINATOR



James Jordan
EQUIPMENT ASSISTANT



Emily Jorgensen
PRO PERSONNEL ASSISTANT



Terri Kimble
ADMINISTRATIVE ASSISTANT -
ACCOUNTING



Linda Kirchner
ADMINISTRATIVE ASSISTANT-
BILL KEENIST



Judy Kowalkowski
MANAGER, ACCOUNTING
OPERATIONS



Melissa Krucki
OFFICE MANAGER & HUMAN
RESOURCES ASSISTANT



Bill McCall
ASSISTANT DIRECTOR
TICKET OPERATIONS



Louise McDonald
EXECUTIVE ASSISTANT -
MR. WILLIAM CLAY FORD



Terri McKay
DIRECTOR OF INFORMATION
SYSTEMS



Barbara Mouthaan
ADMINISTRATIVE ASSISTANT -
BOBBY ROSS & COACHING



Tim Nesbitt
SENIOR ACCOUNT
REPRESENTATIVE



Lance Powser
TICKET SALES MANAGER



Joe Recknagel
ASSISTANT ATHLETIC
TRAINER



Michael Richardson
ASSISTANT VIDEO DIRECTOR



Barbara Saliba
ADMINISTRATIVE ASSISTANT -
FOOTBALL ADMINISTRATION

ADMINISTRATION & COACHING STAFF



Kori Small
ADMINISTRATIVE ASSISTANT -
PLAYER PERSONNEL



Anne Smith
ACCOUNT REPRESENTATIVE



Jenny Taylor
ASSISTANT - OFFICES OF
MR. WILLIAM CLAY FORD, JR.



Mark Schoeni
SUITE SALES
ACCOUNT EXECUTIVE



Hoa Tran
OFFICE ASSISTANT



Craig Vandermause
MEDIA RELATIONS ASSISTANT/
INTERNET COORDINATOR



Zach Wagner
CORPORATE MARKETING
ACCOUNT EXECUTIVE



Louis White
SENIOR ACCOUNT
REPRESENTATIVE



Matt Wojciechowski
TICKET SALES ASSOCIATE

**Bobby Ross****HEAD COACH**

72-64 Career Record
 (69-59 regular season)
 4th Year with Lions
 13th Year in NFL

In Bobby Ross' first three years as head coach of the Lions, he has already left an indelible mark in the franchise's storied history. By leading Detroit to two postseason appearances in his first three years with the organization, he became the first Lions' head coach since Buddy Parker (1951-53) to accomplish such a feat. And in guiding the franchise to a 9-7 finish in 1997, Ross became the first Detroit head coach since George Wilson in 1957 to lead the team to the postseason in his first season as head coach. Ross' work ethic and organization have made a profound impact on the entire Lions' organization, with everyone's shared goal culminating in nothing less than a Super Bowl championship.

Unlike other NFL rivals who often face revolving patterns of personnel continuity, Ross presides over a roster that has been shaped for both the Lions' present and future. Virtually all key cogs on the club are either young, budding players or solid veterans locked into long-term deals. With Ross and his staff leading the way, it's no coincidence that Detroit placed five members onto the NFC's Pro Bowl roster following both the 1997 and '99 campaigns, a total topped by the club only once since 1967. Blending this mix of high-profile performers with vital reserves and role players into a team is the mission Ross cherishes, however. With that in mind, Ross

presided over several offseason moves and alterations in 2000 aimed at molding this group of Lions into one not only that achieves the postseason, but strives in its high-intensity environment.

Chief among the enhancements made to the Lions' roster was fulfilling Ross' main offseason wish — an improved running game. Marquee free agent signee James Stewart was lured from Jacksonville to spearhead Detroit's ground attack. The club's running attack in 2000 also should be aided by both a shift in some fundamental blocking schemes and two highly-touted starters along the offensive line. The return of 1999 first-round pick Aaron Gibson at right tackle after a shoulder injury during his rookie season and the arrival of the club's 2000 first-round selection, Stockar McDougle from Oklahoma at left guard, will add increased bulk to a solid core of veteran lineman up front.

With Ross expecting QB Charlie Batch back in the lineup near the 2000 regular season opener (knee surgery 6/12/00), the team figures to possess one of the league's most high-octane passing games. Third-year receiver Germane Crowell exploded onto the scene a year ago with a team-high 81 receptions for 1,338 yards, the third-highest seasonal tally in team history. Proficient veteran Johnnie Morton exceeded the 1,000-yard barrier for the third consecutive season in '99 and will once again be joined by the club's all-time leading receiver, Herman Moore, who missed a significant chunk of the '99 campaign with two knee injuries. Ross also is blessed with one of the league's best pass-catching tight ends in 2000 Pro Bowl selection David Sloan.

Defensively, Ross can count on a veteran crew that returns almost intact from last season's improved unit. The Lions' defense held opponents to less than 75 yards rushing a club-record nine times last year and became one of the league's most proficient in creating turnovers, with a +10 takeaway/giveaway ratio, tying for the second-best mark in the NFC. Other impressive defensive marks Ross and his staff can build on are the 32 takeaways recorded in '99 (only 21 recorded in 1998) and the 50 quarterback sacks collected, which ties for the second-highest seasonal mark in team his-

tory.

Ross became the 19th head coach in Lions' history on January 13, 1997 following five years as the head coach of the San Diego Chargers, where he posted a regular-season record of 47-33 (.588) and a 3-3 mark in post-season play. Ross' 50 overall victories as the Chargers head coach — an average of 10 wins per year — ranks third on the team's all-time list behind Sid Gillman (87 wins in 11 seasons) and Don Coryell (72 in nine seasons). His three playoff wins tie him with Coryell for the most in team history.

Ross took the reins in San Diego prior to the 1992 season. The Chargers caught fire after a slow start in '92 and became one of the NFL's Cinderella stories that year. Despite losing the first four games of the season, Ross' squad won 11 of the final 12 regular-season games and claimed San Diego's first AFC West title since 1981. That season also marked San Diego's first playoff appearance since 1982. The Chargers continued their winning ways with a 17-0 playoff victory over Kansas City before bowing out of the playoffs with a divisional playoff loss at Miami the following week.

The Chargers' accomplishments in 1992 did not go unnoticed, earning Ross a host of postseason honors. He was named NFL Coach of the Year by United Press International, Pro Football Weekly, Football News Digest, Maxwell Football Club, Kansas City 101 Banquet and the Pro Football Writers Association.

Yet Ross' most successful NFL campaign came in 1994 when he led the Chargers to the only Super Bowl appearance in franchise history. Ross' relentless coaching style drove the team to playoff victories over Miami (22-21) at Jack Murphy Stadium and at Pittsburgh in the AFC Championship Game (17-13), before dropping a 49-26 decision to San Francisco in Super Bowl XXIX.

Prior to taking his first NFL head coaching position in 1992 with the Chargers, Ross was a head coach in the college ranks for 15 years, with four seasons (1978-81) spent as an assistant with the Kansas City Chiefs mixing out that span as well. During those 15 years coaching at The Citadel, Maryland and Georgia Tech, Ross compiled a record of 94-76-2 (.552).

Before revising the fortunes of

ADMINISTRATION & COACHING STAFF

the Chargers, the 63-year-old Richmond, Virginia native played a prominent role in forging the Georgia Tech football program into the national spotlight. As only the eighth full-time head coach in school history, Ross helped orchestrate a dramatic turnaround following his arrival in 1987. The Yellow Jackets won only five games combined in Ross' first two years at Georgia Tech, but improved to seven wins in 1989 and ascended in 1990 to a memorable 11-0-1 mark, which included a share of the national championship. It was the football program's first-ever national championship, and Ross was a consensus choice as national coach of the year. He culminated his career at Georgia Tech with a 31-26-1 record, including a 26-6-1 record over his final 33 games. He finished his five-year stint at the school with an 8-5 record in 1991 and an 18-17 come-from-behind victory over Stanford in the '91 Aloha Bowl.

During the remarkable '90 campaign, Ross directed Georgia Tech to the United Press International National Championship as the nation's only unbeaten team (11-0-1) following a convincing 45-21 win over Nebraska in the Florida Citrus Bowl. It was Tech's first appearance in a New Year's Day bowl game since 1966. Ross also

collected one of the biggest wins of his coaching career when Tech knocked off then-top-ranked Virginia, 41-38, in a nationally-televised thriller. The Yellow Jackets also won their first Atlantic Coast Conference title in school history that year, and the school's first national and conference championship of any kind since 1952.

Ross previously spent five successful seasons at the University of Maryland (1982-86) where his Terrapin teams were known in particular for their explosive offenses. During his time at Maryland, the Terrapins compiled a sparkling 39-19-1 mark (.607), with Ross guiding Maryland to three ACC titles and four bowl games.

Another of Ross' coaching highlights came in Maryland's thrilling 42-40 win over nationally-ranked Miami in 1984. Making the greatest comeback in Division I history, Ross led the Terps from a 31-0 half-time deficit to a last-second win over the Hurricanes in the Orange Bowl. Ross' Maryland teams produced a number of outstanding talents, including All-America quarterbacks Boomer Esiason, Frank Reich and Stan Gelbaugh, and former Detroit Lions All-Pro center Kevin Glover.

After a tour of duty in the U.S. Army as a First Lieutenant (1960-62) and four seasons of coaching at the prep level, Ross started his col-

legiate coaching career at VMI in 1965. He then spent four seasons as an assistant at William & Mary (1967-70), one year at Rice (1971), and one year at Maryland (1972) before beginning his head coaching career at The Citadel in 1973.

Ross spent five seasons at The Citadel (1973-77) before leaving to become an assistant coach in the NFL under Marv Levy with the Kansas City Chiefs in 1978. He coached special teams and defense in 1978-79 and offensive backs in 1980-81 with the Chiefs, before returning to the collegiate ranks as head coach at Maryland in 1982.

Robert Joseph Ross was born December 23, 1936, in Richmond, Va., and was a three-sport letterman at Virginia Military Institute in football, basketball, and baseball. He started at quarterback and defensive back for two seasons and served as captain of the team as a senior. Ross graduated from the Lexington, Virginia school in 1959 with a Bachelor of Arts degree in English and History.

Ross and his wife, Alice, have five children - sons Chris, Kevin, and Robbie and daughters Mary and Teresa - and 13 grandchildren. All five of his children are college graduates: Chris (Air Force Academy - '84), Mary (Maryland - '85), Teresa (Loyola of Baltimore - '87), Kevin (Naval Academy - '88) and Robbie (Georgia Tech - '96).

Bobby Ross' Coaching Record

NFL REGULAR SEASON

Year	W	L	T	Pct.	Result
1992	11	5	0	.688	1st, AFC West
1993	8	8	0	.500	4th, AFC West
1994	11	5	0	.688	1st, AFC West
1995	9	7	0	.563	2nd, AFC West
1996	8	8	0	.500	3rd, AFC West
1997	9	7	0	.563	3rd, NFC Central
1998	5	11	0	.313	4th, NFC Central
1999	8	8	0	.500	3rd, NFC Central
Total	69	59	0	.545	Two Division Titles

NFL PLAYOFFS

Year	W	L	T	Pct.	Result
1993	1	1	0	.500	Def. KC, Lost at Miami
1994	2	1	0	.667	Def. Miami, Pitt, Lost to SF
1995	0	1	0	.000	Lost to Indianapolis
1997	0	1	0	.000	Lost at Tampa Bay
1999	0	1	0	.000	Lost at Washington
Total	3	5	0	.375	Trip to Super Bowl XXIX

COLLEGE RECORD

Years	College	W	L	T	Pct.
1973-77	The Citadel	24	31	0	.436
1982-86	Maryland	39	19	1	.670
1987-91	Georgia Tech	31	26	1	.543
Total		94	76	2	.552



Sylvester Croom

OFFENSIVE COORDINATOR

4th Year with Lions

14th Year in NFL

Sylvester Croom is in his fourth year in Detroit as the Lions' offensive coordinator after coaching running backs with three NFL teams for the previous 10 seasons. The Tuscaloosa, Ala. native has spent the last eight years teamed with Bobby Ross, beginning with his role as running backs coach from 1992-96 in San Diego.

In 2000, Croom and his offensive staff will once again have a full complement of weapons at their disposal. Chiefly among the enhancements from a year ago will be the return of the team's all-time leading receiver, Herman Moore, to full strength after two 1999 knee injuries, and the arrival of 2000 free agent signee, James Stewart, to rejuvenate the team's rushing attack. The retooling of the running game also will include 2000 third round draft pick, Reuben Droughns, and second-year third-down threat Sedrick Irvin. And ample running paths should be cleared by Detroit's bulked-up offensive line, with 1999 first round pick Aaron Gibson expected back at full strength (shoulder) at right tackle and the team's top pick in 2000, Stockar McDougle, getting a shot at the starting left guard slot.

With the running game addressed, Croom can effectively deploy one of the league's most dangerous passing attacks.

Detroit was 6-2 in 1999 with a healthy Charlie Batch running the offense, and Moore, Johnnie Morton and Germane Crowell form perhaps the NFL's most daunting pass catching trio. Batch is on the verge of entering into the elite ranks among NFL quarterbacks, and Morton and Crowell combined for 161 receptions for 2,467 yards and 12 touchdowns in '99. Their 161 combined receptions ranked as the fourth-highest tally for a receiving duo in the NFL a year ago, and their 2,467 combined receiving yards was second-highest among the six NFL receiving tandems featuring each player eclipsing the 1,000-yard barrier. Adding increased voltage to the Lions' aerial attack is tight end David Sloan, the squad's lone '99 offensive Pro Bowler. Sloan took his game to a new level in '99 to record the best receiving numbers (47 catches for 591 yards) for a Lions' tight end in 20 years.

Prior to joining the Chargers in 1992, "Sly" tutored the Indianapolis Colts' running backs in 1991. He held a similar position with the Tampa Bay Buccaneers for four seasons (1987-90), with that assignment serving as his first professional coaching experience.

Before joining the pro ranks, Croom spent 10 years (1977-86) at his alma mater, the University of Alabama, where he coached linebackers. He tutored both outside and inside linebackers for the Crimson Tide, guiding the outside linebackers from 1977-81 and 1984-86, and leading the inside linebackers in 1982-83. While he was at Alabama, the Tide won back-to-back national championships in 1978-79, with four of Croom's pupils blossoming into first round NFL draft choices - E.J. Junior (1981), Mike Pitts (1983), Cornelius Bennett (1987) and Derrick Thomas (1989). Also during Croom's tenure, Alabama led the Southeastern Conference in total defense in two seasons (1979-80). He started at Alabama as a graduate assistant in 1975-76.

During his playing days at Alabama under legendary coach Bear Bryant, Croom was an All-American center from 1972-74, helping lead the Tide to three straight SEC Championships and a national title in 1973. Alabama compiled a 32-4 record during Croom's three years as a starter. The 6-0, 235-pound center was named Kodak All-American and first-team All-SEC as a senior in 1974. He also earned the Jacobs Award as the best offensive lineman in the conference. Croom began his career at Alabama as a line-backer, then switched to tight end and tackle before settling at center.

Following his career at Alabama, Croom signed with the New Orleans Saints as a free agent in 1975 and played one season in the NFL.

Croom received his Bachelor's degree in history with a minor in biology from Alabama in 1975 and earned a Master's degree (also from Alabama) in educational administration two years later.

Sylvester Croom, Jr. was born on September 25, 1954, in Tuscaloosa, Alabama. He played linebacker and tight end for the Tuscaloosa High Black Bears. Sly and his wife, Jeri, have a daughter, Jennifer.

DETROIT LIONS, 1997-
Offensive Coordinator
SAN DIEGO CHARGERS, 1992-96
Running backs
INDIANAPOLIS COLTS, 1991
Running Backs
TAMPA BAY BUCCANEERS, 1987-90
Running Backs
UNIVERSITY OF ALABAMA, 1977-86
Linebackers
UNIVERSITY OF ALABAMA, 1975-76
Graduate Assistant



Larry Peccatiello

DEFENSIVE COORDINATOR

4th Year with Lions

29th Year in NFL

Larry Peccatiello enters the 2000 season looking to continue the sound foundation he and his staff have forged in their first three years in charge of the Lions' defense. Peccatiello, a 28-year NFL coaching veteran, joined the Lions in 1997 following three years as the defensive coordinator with the Cincinnati Bengals. Prior to his stint with the Bengals, Peccatiello spent 13 seasons with the Washington Redskins where he played a vital role in three Redskins' Super Bowl victories in four appearances.

Prior to Peccatiello's arrival in 1997, Detroit's defense ranked 20th in the NFL. He and his staff have moved Detroit into the upper half of defensive units league-wide in the past three years, and his forces will aim to move even closer to the upper echelon of units in the NFL in 2000. At the core of 1999's improvement was the club's enhanced play from the front seven, which featured three Pro Bowlers — right end Robert Porcher, nose tackle Luther Elliss (starter) and middle linebacker Stephen Boyd. Among the accomplishments of Detroit's defense in '99 was holding nine opponents to less than 75 yards rushing, the most such occurrences for a Lions' defense in team history. Included in those nine outings was a stretch midway through the season (Games 4-8) in which Detroit accomplished that feat in five consecutive games, the

first time that had happened since 1962. The Lions also recorded 32 takeaways in '99 (up from only 21 in 1998) and collected 50 sacks, tying for the second-highest amount in team history.

Known league-wide for his ability to mix in a myriad of defensive fronts, stunts and coverages, Peccatiello has a core group of veteran defenders at his disposal, and expectations both up front and in the secondary are high entering 2000. Besides the three returning Pro Bowlers, valuable '99 free agent signee James Jones, sack specialist Tracy Scroggins and linebackers Chris Claiborne and Allen Aldridge fortify the front seven while former first round cornerbacks Bryant Westbrook and Terry Fair should return to top form following injury-plagued '99 campaigns. Strong safety Ron Rice is on the cusp of becoming one of the elite safeties in the league and unrestricted free agent Kurt Schulz adds solid leadership and ball-hawking skills at free safety.

Peccatiello joined the Bengals following his 13-year stint (1981-93) with the Redskins. In 1996, Cincinnati led the NFL with 44 takeaways in 1996, including a team-record 34 interceptions. Also in '96, the Bengals allowed only 102.7 rushing yards per game, the lowest single-season total for the Bengals since 1983. He was Washington's defensive coordinator from 1983-92 and served as assistant head coach in 1993. During his tenure as defensive coordinator, the Redskins played in four Super Bowls and emerged victorious in three of them (Super Bowls XVII, XXII and XXVI). In eight of Peccatiello's last ten seasons in Washington, the Redskins ranked in the NFL's top ten in rushing defense.

He began his professional coaching career with the Houston Oilers in 1972. Following four seasons (1972-75) as the Oilers' linebackers coach, he moved on to Seattle where he was the Seahawks' defensive coordinator for five seasons (1976-80).

Before moving on to the pro

rank, Peccatiello coached on the collegiate level for 11 years. His first coaching job was at his alma mater, William & Mary. He coached at William & Mary for eight seasons (1961-68) before taking a job at the United States Naval Academy. He spent one year each at the United States Naval Academy (1969), Florida State (1970) and Rice (1971) before making the jump to the NFL. While at both William & Mary and Rice, Peccatiello was on the same staff as Bobby Ross.

Peccatiello was born December 21, 1937 in Newark, New Jersey. He attended Barringer High School in Newark before matriculating to William & Mary from 1955-58. At William & Mary he earned all-conference honors and captained the team. Peccatiello was inducted into the Newark Hall of Fame in 1994 and is also a member of the Hall of Fame at William & Mary.

A former lieutenant in the 101st Airborne Division, Peccatiello holds a Master's degree in education. He and his wife, Betsy, have four children: Terri, Arnie, Kathy and Marcia.

DETROIT LIONS, 1997-
 Defensive Coordinator
CINCINNATI BENGALS, 1994-96
 Defensive Coordinator
WASHINGTON REDSKINS, 1993
 Assistant Head Coach
WASHINGTON REDSKINS, 1981-92
 Defensive Coordinator
SEATTLE SEAHAWKS, 1976-80
 Defensive Coordinator
HOUSTON OILERS, 1972-75
 Linebackers
RICE, 1971
 Defensive Coordinator/Defensive Backs
FLORIDA STATE, 1970
 Defensive Backs
U.S. NAVAL ACADEMY, 1969
 Defensive Backs
WILLIAM & MARY, 1961-68
 Defensive Backs

**Brian Baker****DEFENSIVE LINE****4th Year with Lions****5th Year in NFL**

Brian Baker, who both played and coached for Bobby Ross on the collegiate level, continues that relationship by entering his fourth year as the Lions' defensive line coach. Baker, whose first pro coaching assignment came in 1996 with the San Diego Chargers in the same capacity, also has 12 years of college coaching under his belt.

Prevalent since Baker's arrival has been an increase in sack totals from the front four. After collecting only 32 sacks as a team in 1996, Baker coached 31.5 sacks out of the defensive linemen alone in '97, 25 drops from the front four in '98 and 39.5 sacks a year ago. Also under Baker, individuals such as Robert Porcher, Luther Elliss and James Jones have elevated their play to higher levels. Porcher has blossomed into one of the most productive defensive ends in the league with 39 sacks and two Pro Bowl appearances. And the Lions boast perhaps the top interior lineman tandem in the NFL, with 2000 Pro Bowl starter Luther Elliss side-by-side with valuable '99 free agent signee James Jones, who set his career-high with seven sacks in his first year in Detroit in '99.

Baker began his coaching career at the University of Maryland under Ross, coaching outside linebackers in 1984-85. After spending 1986 tutoring the fullbacks at Army, the

37-year old Baltimore, Md. native reunited with Ross and spent the next nine seasons at Georgia Tech, (1987-91 under Ross). He coached outside linebackers from 1987-94, and in 1995 he was promoted to defensive coordinator/outside linebackers coach, guiding a 'Yellow Jackets' defense which ranked fourth in the nation against the run that season.

Baker is an active member of the American Football Coaches Association (A.F.C.A.), and he is the first assistant coach to serve on the board of trustees for the A.F.C.A. He also served as Chairman of the Assistant Coaches Committee from 1992-95.

Baker earned three letters as an outside linebacker for the Maryland Terrapins under head coach Bobby Ross. The Terrapins earned three bowl invitations during Baker's playing career.

Brian Michael Baker was born June 20, 1962, in Baltimore, Maryland. He played running back and outside linebacker and ran track for Baltimore Polytechnic Institute High School Engineers in Baltimore. Baker earned his bachelor's degree in Marketing from Maryland in 1985.

He is married to the former Nevada Tinsley of Manhattan, New York, who earned All-America honors in track and field while attending the University of Virginia. The Bakers have two daughters, Nicole and Jade, and are also joined in their household by a niece, Norell Jackson.

DETROIT LIONS, 1997-

Defensive Line

SAN DIEGO CHARGERS, 1996

Defensive Line

GEORGIA TECH, 1995

Defensive Coordinator

GEORGIA TECH, 1987-95

Outside Linebackers

ARMY, 1986

Fullbacks

UNIVERSITY OF MARYLAND, 1984-85

Outside Linebackers

**Don Clemons****DEFENSIVE ASSISTANT****16th Year with Lions****16th Year in NFL**

Don Clemons is the club's elderstatesman among coaches, entering his 16th season on the Lions' staff. Bobby Ross is the third head coach he has worked for while in Detroit, also serving under Darryl Rogers as strength and conditioning coach from 1985-88, and toiling on Wayne Fontes' staff from 1989-96 as a defensive assistant. He continues in a similar role currently under Ross. Clemons, 46, is a native of Northampton, Pa. He was a standout defensive end at Muhlenberg (Pa.) College, where he earned All-District honors and was team captain his senior year ('76).

His first coaching experience was at Kutztown State (Pa.) where he tutored outside linebackers for two seasons (1977-78). He then spent one year as linebackers coach at New Mexico State (1979) before joining Rogers at Arizona State for five years. Clemons was the strength and conditioning coach for the Sun Devils and also assisted the defensive line coach from 1980-84.

The holder of an English degree from Muhlenberg, Clemons and his wife Shawn — who starred in basketball at Arizona State, and was an assistant coach for the women's basketball team at nearby Oakland University that went to the NCAA Division II semifinals in 1989-90 — have two sons, Scot and Corey, and live in Rochester.

DETROIT LIONS, 1985-
 Defensive Assistant
ARIZONA STATE, 1980-84
 Strength and Conditioning/
 Defensive Assistant
NEW MEXICO STATE, 1979
 Linebackers
KUTZTOWN STATE (PA.), 1977-78
 Outside Linebackers



Frank Falks

RUNNING BACKS

4th Year with Lions
 7th Year in NFL

Frank Falks took over as the Lions' running backs coach in 1997 after three years as the tight ends/H-backs coach with the San Diego Chargers. Prior to joining the Chargers, Falks accumulated 25 years of college coaching experience.

In 2000, Falks will be front-and-center for what promises to be a much-improved Lions' rushing attack. After overseeing two productive rushing seasons in 1997-98, Detroit's ground game regressed in 1999 following the late retirement of the team's all-time leading rusher, Barry Sanders. Falks will employ an impressive new array of rushers this year, however, with 2000 free agent signee James Stewart and 2000 third round draft pick, Reuben Droughns expected to contribute mightily. Stewart's 13 rushing touchdowns while in Jacksonville in 1999 tied for second in the NFL, and Droughns enters the NFL having averaged 5.3 yards per carry in his two seasons at the University of Oregon.

Since arriving in Detroit, Falks has been instrumental in a reshaping of the Lions' running phi-

losophy. After years of employing only a single back, Detroit shifted to a more conventional two-back approach in 1997, adding a fullback to the offensive mix. Falks presided over Sanders' record-setting 2,053 yards rushing in '97 and saw the future Hall of Famer record his record-setting tenth-straight 1,000-yard season in '98. And the fullback position has become a source of considerable production (16 touchdowns in the three-year span), in addition to Sedrick Irvin's impressive NFL debut in 1999 when he became a weapon in the third-down package and led the club in rushing touchdowns.

Falks joined the Chargers following two years (1992-93) as the running backs coach at Ohio State. In 1993, Ohio State's Raymont Harris rushed for 1,369 yards and averaged 112 yards per game. And three of Falks' running backs from Ohio State were selected in the 1994 draft. In addition to Robert Smith (21st pick overall), the Buckeyes produced Jeff Cothran (third round), Harris (fourth round), and Butler By'not'e (seventh round).

Falks began his coaching career at his alma mater, Parsons College, where he was the offensive coordinator for two years (1968-69). From there, he moved on to Kansas State for three seasons (1970-72) before tutoring the defensive ends at Arkansas from 1973-77. He then spent two years (1978-79) as the defensive coordinator at Wyoming, preceding a one-year stint (1980) as the defensive coordinator at San Diego State. In 1981, Falks joined Jimmy Johnson's staff at Oklahoma State where he coached the running backs for two seasons. While in Stillwater, Falks coached Ernest Anderson, the nation's leading rusher in 1982. After his tenure at Oklahoma State, Falks worked for four years (1983-86) at Southern California. He was USC's running backs coach in 1983-84 and was the Trojans' assistant head coach and recruiting coordinator in 1985-86. Falks then coached the running backs at Arizona State for four years (1987-91) before moving on to Ohio State. During his

tenure with the Sun Devils, Falks coached Leonard Russell, who first running back selected (14th pick overall) in the 1991 NFL draft. From 1989-91, Falks also served as Arizona State's assistant head coach.

Falks played linebacker at Joplin Junior College in Joplin, Missouri, where he earned All-America honors in 1964 and was elected into Joplin's Hall of Fame in 1973. Falks continued his playing career at Parsons College in Fairfield, Iowa, where he graduated with honors with his bachelor of science degrees in Biology and Health & Physical Education in 1967. Falks also earned All-American honors in 1966.

Franklin Curtis Falks was born March 9, 1943, in Tampa, Florida where he attended Howard Blake High and was named football captain for the Yellow Jackets as a senior. He was also a member of the National Honor Society.

Frank and his wife, Carol, have a son, Michael, and a daughter, Raegan.

DETROIT LIONS, 1997-
 Running Backs
SAN DIEGO CHARGERS, 1994-96
 Tight Ends/H-Backs
OHIO STATE, 1992-93
 Running Backs
ARIZONA STATE, 1989-91
 Running Backs/
 Assistant Head Coach
ARIZONA STATE, 1987-88
 Running Backs
SOUTHERN CALIFORNIA, 1985-86
 Assistant Head Coach/Recruiting
 Coordinator
SOUTHERN CALIFORNIA, 1983-84
 Running Backs
OKLAHOMA STATE, 1981-82
 Running Backs
SAN DIEGO STATE, 1980
 Defensive Coordinator
UNIVERSITY OF WYOMING, 1978-79
 Defensive Coordinator
UNIVERSITY OF ARKANSAS, 1973-77
 Defensive Ends
KANSAS STATE, 1970-72
 Offensive Line
PARSONS COLLEGE, 1968-69
 Offensive Coordinator



Rob Graf

ASSISTANT STRENGTH AND CONDITIONING

2nd Year with Lions

2nd Year in NFL

Rob Graf joined the Lions in 1999, taking over the newly-created position of assistant strength and conditioning coach. Graf had previously spent six years (1993-98) in several capacities at his alma mater, Texas A&M.

Foremost among his duties with the Lions are assisting strength and conditioning coach Bert Hill implement and oversee the Lions' off-season weight training program. He also aids in the players' continuing development and progress in the weight room once the season begins.

Graf began his coaching career in 1990 when he joined the Aggies' staff as restricted earnings strength coach once his college track eligibility had expired in 1989. He spent two years (1990-91) in that role and then coached for a year at Gainesville (Tex.) High School (1992) before re-joining Texas A&M's staff.

Prior to his coaching tenure with the Aggies, Graf was an All-American discus thrower for Texas A&M's track and field squad. He won the Southwest Conference championship in 1989 and was a member of the 1989 Olympic Festival's South roster. During high school, Graf was the Texas AAAA state champion in 1984 and the runner-up in 1983 and '85. He also was a first-team All-State kicker as a prep senior in '84, in addition to being

named the area's defensive player of the year and a first-team All-District offensive lineman.

Graf has been a member of the National Strength and Conditioning Association (NSCA) since 1994 and was the NSCA State Director of Texas from May 1998 - February 1999, when he joined the Lions in his role. He also received both a Bachelor's and Master's degree in kinesiology from Texas A&M.

Graf and his wife, Sharon, have a son, Jackson, 3, and a daughter, Mackenzie, who was born March 11, 1999. They reside in Auburn Hills.

DETROIT LIONS, 1999-

Assistant Strength and Conditioning

TEXAS A&M, 1993-98

Assistant Strength and Conditioning

GAINESVILLE (TX.) H.S., 1992

Offensive Line

TEXAS A&M, 1990-91

Restricted Earnings Strength Coach



Bert Hill

STRENGTH & CONDITIONING

11th Year with Lions

11th Year in NFL

Bert Hill returns for his 11th season overseeing the Lions' strength and conditioning program. Hill was re-hired by Bobby Ross following the 1997 season after serving in a similar capacity for the previous seven seasons for the club. In addition to his role overseeing the team's strength and conditioning program, Hill will spend

time assisting Pat Ruel with the Lions' offensive line.

Hill originally came to the Lions in March 1990 following his second stint at Texas A&M. While in College Station, the Aggies won three consecutive Southwest Conference titles (1985-87).

Hill played linebacker at Marion (Ala.) Military Institute J.C. in 1976-77 and one season at Wichita State (1978). He earned his bachelor's degree in physical education from Auburn University at Montgomery in 1980 and his master's degree in physical education with an emphasis in strength physiology from Auburn University in 1982.

The 42-year-old (Jan. 25, 1958) Montgomery, Ala. native resides in Rochester Hills with his wife, Tara.

DETROIT LIONS, 1998-

Strength and Conditioning/

Asst. Off. Line

DETROIT LIONS, 1990-97

Strength and Conditioning/

Asst. Def. Line

OHIO STATE, 1988

Strength and Conditioning

TEXAS A & M, 1983-87, '89

Strength and Conditioning

AUBURN, 1982

Assistant Strength and Conditioning

NICHOLS STATE, 1981

Assistant Defensive Line/

Assistant Strength

CLOVERDALE, 1979-80

Defensive Coordinator



Stan Kwan

OFFENSE & SPECIAL TEAMS ASSISTANT

4th Year with Lions

10th Year in NFL

Stan Kwan enters his fourth year with the Lions where he will continue to handle a variety of duties as the Lions' offensive and special teams assistant. Kwan, 30, joined the Lions following six seasons in a similar capacity with the San Diego Chargers, the last five under Bobby Ross.

In his role with the Lions, Kwan directs the special teams service unit during practice, and assists special teams coach Chuck Priefer with kickers, punters and long-snappers. Kwan also will continue to signal in the offensive calls during games. In addition, he is responsible for drawing all computer diagrams of plays and develops and compiles both the offensive and defensive playbooks during the off-season. Kwan also breaks down all special teams film of upcoming opponents and provides statistical analysis for special teams, as well as league and college combine testing statistics.

Kwan played baseball for three years at San Diego State University where he earned his Bachelors degree in Criminal Justice. During that span, the nationally-ranked Aztecs won one regular season WAC title, one WAC tournament title and earned two NCAA tournament berths.

Prior to matriculating to San Diego State, Kwan spent one year at South Mountain

Community College in Phoenix, Arizona where he was the first freshman to be named captain of the baseball team.

He attended Phoenix (Ariz.) Camelback High School where he holds the school career records for batting average, runs scored, stolen bases, on base percentage and walks. In his junior year, Camelback was the top-ranked team in the state and was ranked 16th in the nation. He earned All-State honors twice as a shortstop and doubled as the school's quarterback where he set the school single-game passing record (327 yards). Among his high school teammates were three former NFL players: cornerback Kevin Miniefield (Detroit/Chicago); safety Darryl Morrison (Washington); and offensive lineman Warren Wheat (Seattle). Another of his high school classmates is PGA tour professional Billy Mayfair.

The son of Jimmy and Agatha Kwan, and a native of Phoenix, Arizona, Kwan is single and resides in Rochester Hills.

DETROIT LIONS, 1997-
Offense and Special
Teams Assistant

SAN DIEGO CHARGERS, 1991-96
Offense and Special
Teams Assistant



John Misciagna

QUALITY CONTROL — OFFENSE & ADMINISTRATIVE ASSISTANT

4th Year with Lions

9th Year in NFL

John Misciagna serves the Lions as Quality Control - Offense and Administrative Assistant following five years in a similar role with the San Diego Chargers. Misciagna, whose ties to head coach Bobby Ross began during a ten-year stint at the University of Maryland (1979-88), breaks down game film of the Lions and their opponents and supplies a computer analysis for the staff's game-plan preparation. He also assists Ross with administrative duties pertaining to training camp, team travel and other matters.

Misciagna (pronounced mi-SHAG-nuh) began at Maryland in 1979 as a graduate assistant working with the wide receivers. When Ross took over as Maryland's head coach in 1982, Misciagna became the Terrapins' recruiting coordinator, a position he held until 1988 (the last two years under new coach Joe Krivak). Misciagna then re-joined Ross at Georgia Tech in 1989 as Director of Recruiting and volunteer assistant coach. The 43-year-old Brooklyn, N.Y. native served as Georgia Tech's Director of Football Operations in 1991, and became the first assistant (quality control) Bobby Ross tabbed when taking over as head coach with the Chargers in 1992.

Misciagna began his coaching career as a graduate assistant at Indiana University of



Pennsylvania (1976-77) where he worked with the offensive line. He then spent three seasons as a graduate assistant coach for wide receivers and defensive backs (1977-79) at Columbia prior to being hired at Maryland.

John William Misciagna was born December 11, 1955 in Brooklyn, New York. He competed in football and track for the Poly Prep Blue Devils in Brooklyn and then became an all-conference guard in football and captain of the football and track teams at Dickinson College in Carlisle, Pennsylvania. He earned a bachelor's degree in English and comparative literature in 1976 from Dickinson and received a master's degree in English at Columbia in 1978. He is single and resides in Bloomfield Hills.



Gary Moeller

ASSISTANT HEAD COACH/LINEBACKERS

4th Year with Lions

6th Year in NFL

Now in his fourth season overseeing the Lions' linebackers, Gary Moeller has added the title of assistant head coach this season. The former University of Michigan head coach returned to the Detroit area in 1997 after two seasons as tight ends coach with the Cincinnati Bengals.

Moeller's duties as assistant head coach comprise chiefly in helping head coach Bobby Ross in administrative and consulting matters, as well as attending team salary cap meetings. His linebacking corps also should be one of the NFL's most complete and productive groups in 2000. It returns intact from its 1999 form with Pro Bowler Stephen Boyd in the middle, '99 first round pick Chris Claiborne on the weak-side and veteran Allen Aldridge again on the strong side after playing on the weak side in his first year in Detroit in 1998.

In Moeller's three years as linebackers coach, Boyd has recorded 536 tackles and is recognized as one of the best all-around linebackers in the league. Claiborne flashed an impressive array of physical trails during his rookie campaign, with his output and familiarity of the pro game increasing steadily as the season wore on. And Aldridge

proved to be well-suited to lining up across from opposing tight ends and showed good burst as pass-rushing end on some passing downs. And Moeller also has the services of valuable Scott Kowalkowski (career-high 36 tackles in '99), veteran Richard Jordan (returning from knee injury) and second round 2000 pick Barrett Green to mix into the nickel and dime packages.

Prior to his stint with the Bengals, Moeller spent five years as the head coach at the University of Michigan. Under Moeller, the Wolverines posted a 44-13-3 record, won three Big Ten championships and posted a 4-1 record in New Year's Day bowl games. Michigan won a Big Ten-record 19 consecutive conference games (1990-92) and went unbeaten in 22 straight Big Ten games (1990-93) to set another conference mark.

Moeller began his coaching career at Bellefontaine (Ohio) High where he spent three years as head coach before becoming an assistant to Bo Schembechler at Miami of Ohio in 1967. He moved to Michigan with Schembechler in 1969. He became defensive coordinator in 1973, a position he held until becoming the head coach at Illinois in 1977. Following three seasons at Illinois (1977-79), he returned to Michigan as an assistant in 1980. He held both the defensive and offensive coordinator positions during his second stint at Michigan and took over as head coach in 1990.

A three-time letter winner at Ohio State, Moeller played center and linebacker for the Buckeyes. A native of Lima, Ohio, he was the team captain in 1962.

Born January 26, 1941, Moeller and his wife, Ann, have three daughters, Susan Weeks, Amy Hevel and Molly Edwards, and a son, Andy, who lettered three times as a linebacker at Michigan, and is currently the tight ends/tackles coach in Ann Arbor.

DETROIT LIONS, 1997-

Quality Control - Offense and Admin. Assistant

SAN DIEGO CHARGERS, 1992-96

Quality Control - Offense and Admin. Assistant

GEORGIA TECH, 1991

Director of Football Operations

GEORGIA TECH, 1989-90

Director of Recruiting

UNIVERSITY OF MARYLAND, 1982-88

Recruiting Coordinator

UNIVERSITY OF MARYLAND, 1980-81

Graduate Assistant/Wide Receivers

COLUMBIA, 1977-79

Graduate Assistant - WR's and DB's

INDIANA UNIVERSITY (PA.), 1976

Graduate Assistant/Offensive Line

DETROIT LIONS, 2000-

Assistant Head Coach/Linebackers

DETROIT LIONS, 1997-99

Linebackers

CINCINNATI BENGALS, 1995-96

Tight Ends

UNIVERSITY OF MICHIGAN, 1990-94

Head Coach

UNIVERSITY OF MICHIGAN, 1980-89

Offensive/Defensive Coordinator

UNIVERSITY OF ILLINOIS, 1977-79

Head Coach

UNIVERSITY OF MICHIGAN, 1973-76

Defensive Coordinator

UNIVERSITY OF MICHIGAN, 1969-72

Linebackers

MIAMI (OH.) UNIVERSITY, 1967-68

Freshman Coach

BELLEFONTAINE H.S. (OH.), 1964-66

Head Coach

ty control and scouting of opponents' offensive tendencies. In his first two seasons with the Chargers (1994-95), Murphy tutored the Chargers' defensive line. Prior to joining the Chargers, the 59-year-old Murphy spent two seasons (1992-93) at the United States Naval Academy where he was the defensive coordinator in 1993.

In Murphy's first season with the Chargers, the team's sack total jumped to 43, up from 32 in 1993. The defensive line accounted for 36.5 of those sacks. The following year the defensive line was responsible for 31 of the Chargers' 36 sacks.

A native of South Bend, Indiana, Murphy earned three letters as a defensive lineman/tight end at Notre Dame. He played in the North-South Shrine All-Star game and had a tryout with the Los Angeles Rams following his career at Notre Dame.

He was commissioned as a Navy Flight Officer and during service in Vietnam earned the Vietnam Service Medal with three stars, the National Defense Medal and Republic of Vietnam Campaign Medal.

Following his military commitment, Murphy returned to Notre Dame where he spent six years as a coach with the Fighting Irish. He was freshman coach in 1969 and junior varsity coach from 1970-74. In 1975, he moved on to Colgate where he coached the offensive line. He then spent two years (1976-77) as defensive coordinator and linebackers coach at Holy Cross. From 1978-81, he was the offensive line coach and offensive coordinator at Eastern Michigan. Murphy's association with Bobby Ross began in 1982 when he was hired at Maryland, where he spent the next 10 years as defensive line coach before moving on to Navy.

Dennis Michael Murphy was born October 22, 1940 in Endicott, New York. He competed in baseball, wrestling and football for John Adams High School in South Bend, Indiana where he earned three letters and all-state honors. Murphy graduated from Notre Dame

with a Bachelor of Arts degree in 1963 and earned a Master of Arts teaching degree from Notre Dame in 1969.

Denny's family includes three daughters, Michelle Leader, Kristen, Lisa, and son, Kevin, who will be a sophomore on the Fresno State football team in 2000.

DETROIT LIONS, 1997-98

Assistant Defensive Line/

Advance Scout

DETROIT LIONS, 1997-

Quality Control - Defense

SAN DIEGO CHARGERS, 1994-96

Defensive Line/Quality

Control - Defense

U.S. NAVAL ACADEMY, 1992-93

Defensive Coordinator/

Defensive Line

UNIVERSITY OF MARYLAND, 1982-91

Defensive Line

EASTERN MICHIGAN, 1978-81

Off. Coordinator/Off. Line

HOLY CROSS, 1976-77

Defensive Coordinator/Linebackers

COLGATE, 1975

Offensive Line

NOTRE DAME, 1969-74

Freshman/Junior Varsity



Dennis Murphy

ASSISTANT DEFENSIVE LINE/ADVANCE SCOUT

4th Year with Lions

7th Year in NFL

Dennis Murphy is now in his fourth year on the Lions' staff. In addition to continuing his role assisting the defensive line, Murphy will again reprise his role in 2000 as an advance scout in traveling every weekend to Detroit's upcoming opponent to file a report for use during game preparation the following week.

Murphy who earned five medals while serving in Vietnam, joined the Lions in 1997 following three seasons with the San Diego Chargers. He spent the 1996 campaign as an assistant for the Chargers' defense and special teams working with the squad's quali-



Chuck Priefer

SPECIAL TEAMS

4th Year with Lions

11th Year in NFL

Chuck Priefer, who begins his fourth year as the Lions' special teams coach, possesses 23 years of college and pro coaching experience on his resume, including the last 13 seasons spent working under Bobby Ross. Priefer coached the defensive backfield at Georgia Tech from 1987-91 and followed Ross to San Diego in 1992. Prior to his tenure at Georgia Tech, Priefer spent the 1986 season as the defensive coordinator at Kent State.

Since the arrival of Priefer in 1997, the Lions have seen a noticeable upturn in production from both Jason Hanson at kicker and '97 off-season acquisition John Jett at punter, as well as with its "Hard Core" units. Hanson has enjoyed three outstanding seasons under Priefer's direction, being named to the Pro Bowl following both the '97 and 1999 campaigns, and connecting on 81-of-94 (.862) field goal attempts in that span. He has been over the 100-yard barrier in each of the past three seasons and set a franchise record with 24 consecutive field goals in '97. Jett set a career-high in 1998 averaging 43.8 yards per punt, and has dropped 69 punts inside opponents' 20-yard line, with only 22 touchbacks since Priefer's arrival.

Additionally, Priefer has had a big hand in the Lions' return game being established as one of the most potent in the NFL. Terry Fair led the NFL in kickoff returns (28.0 avg.) as a rookie in 1998, becoming the first player

since the AFL/NFL merger in 1970 to record two kickoff returns for touchdown in his first four pro games. And he followed his '98 effort with a solid 1999 season, which included a 91-yard kickoff return.

While at San Diego, the Chargers' special teams under Priefer also consistently ranked among the best in the NFL. In 1995-96 San Diego's special teams scored eight touchdowns, more than any other team in the league. The Chargers' Darrien Gordon led the AFC and was second in the NFL with a 14.9-yard punt return average. In 1994, return specialist Andre Coleman became the first player in Chargers' history to return two kickoffs for touchdowns in a single season, and he also returned a kickoff for a score in Super Bowl XXIX. He repeated that feat and also returned a punt for a score in 1995. He also averaged an AFC-high 11.6 yards per punt return in 1995.

In 1996, punter Darren Bennett, followed his standout campaign of 1995 with a record-setting season as he averaged a team-record 45.6 yards per punt. In 1995, Bennett, a former Australian Rules Football player, ranked second in the NFL with a 44.7-yard average and earned a Pro Bowl spot in his first season of organized football. Bennett's Pro Bowl appearance was the second consecutive by a Priefer student. In 1994, kicker John Carney led the NFL in scoring with 135 points en route to a Pro Bowl appearance.

In 1994, the Chargers' punt return and kickoff return teams ranked second and third, respectively, in the league. During the 1994 regular season, San Diego was the only team to return two punts and two kickoffs for touchdowns. Punt returner Darrien Gordon led the AFC and ranked second in the NFL with a 13.2-yard average.

At Georgia Tech, Priefer cultivated a pass defense that ranked number one in the country for several weeks in both the 1988 and 1990 seasons. Tech's pass defense ranked eighth in the country in 1991 and ranked in the top 15 three times.

Preceding his tenure at Georgia Tech, Priefer spent two

seasons (1984-85) as the special teams coach for the Green Bay Packers. He also assisted with the Packers' linebackers. In 1984 Priefer's kickoff coverage team led the NFL by allowing only 16.0 yards per return and the special teams finished with the top average ranking in the NFC Central Division.

Priefer began his coaching career at Padua Franciscan High School in Parma, Ohio as an assistant football, baseball and basketball coach in 1963. He was named head baseball coach in 1965 and assistant athletic director in 1966. From 1972-76 he was the head football coach, posting a 34-15 record.

In 1977, he jumped from the prep ranks to Miami (Oh.) where he coached one season before moving on to North Carolina. He spent six seasons (1978-83) with the Tar Heels — one season as defensive backfield coach and five years as defensive line coach. North Carolina went to five straight bowl games during that time, posting a 50-20-1 record.

Charles John Priefer was born July 26, 1945 in Parma, Ohio. He attended St. Charles Boromeo High in Wickliffe, Ohio before matriculating to John Carroll University. He graduated from John Carroll in 1963 with a degree in History and Latin and earned a Master's degree in American-Russian history from John Carroll in 1967. Chuck and his wife, Sheila, have four children - Michael, Therese, Jennifer and Megan - and 10 grandchildren.

DETROIT LIONS, 1997-

Special Teams

SAN DIEGO CHARGERS, 1992-96

Special Teams

GEORGIA TECH, 1987-91

Defensive Backs

KENT STATE, 1986

Defensive Coordinator

GREEN BAY PACKERS, 1984-85

Special Teams/Linebackers

NORTH CAROLINA, 1978-83

Defensive Backs/Defensive Line

MIAMI (OH.) UNIVERSITY, 1977

Defensive Line



Golden Pat Ruel

OFFENSIVE LINE

1st Year with Lions

1st Year in NFL

Golden Pat Ruel is the lone newcomer to head coach Bobby Ross' staff in 2000. Ruel comes to the Lions following 26 years of coaching on the collegiate level, with the last two seasons spent at Michigan State. Of 26 years in coaching, 25 of those have involved tutoring offensive linemen, in addition to 10 campaigns as an assistant head coach, including 1999 at Michigan State.

The 49-year old Ruel came to Michigan State following a nine-year stint as offensive coordinator and offensive line coach under Glen Mason at Kansas (1988-96). In his final season in East Lansing, Ruel was instrumental in the Spartans' 10-2 record, which also featured a ninth-place finish in the final Associated Press poll and a 34-31 win over Florida in the 2000 Florida Citrus Bowl. Ruel also saw one of his linemen at MSU, Greg Robinson-Randall, selected by the New England Patriots in the fourth round of the 2000 NFL Draft.

Ruel served as Kansas' assistant head coach for his last six seasons in Lawrence (1991-96). Among highlights of his time with the Jayhawks was a 10-2 mark produced in 1995, as the squad finished ninth in the final Associated Press poll following a 51-30 win over UCLA in the Aloha Bowl. Additionally, six of the nine teams he worked with at Kansas finished in the school's all-time top ten in total offense. Ruel also tutored seven first-team All-Big Eight offensive linemen during that span, including

1996 NFL Draft picks Chris Banks (Denver) and Rod Jones (Cincinnati). He also coached current Lions' BLESTO scout and 1995 draft pick Hessley Hempstead while at Kansas.

Ruel had previously spent three seasons as assistant head coach and offensive coordinator under Jerry Pettibone at Northern Illinois from 1985-87. He served as offensive coordinator and offensive line coach under Jackie Sherrill at Texas A&M from 1982-84 and held the same position under Jim Walden at Washington State from 1979-81. While in Pullman, he helped guide the Cougars to their first bowl appearance in 39 years with a trip to the 1981 Holiday Bowl.

Prior to his appointment at Washington State, Ruel worked as assistant offensive line coach under Lou Holtz at Arkansas in 1977-78. He broke into coaching at his alma mater, Miami (Fla.), where he served as a graduate assistant in 1973 and offensive line coach from 1974-76.

The Coral Gables, Fla., native earned two letters playing guard for the Hurricanes in 1971-72. He received a bachelor's degree in Psychology from Miami in '72.

Ruel and his wife, Marti, have a daughter, Sabra, 14.



Richard Selcer

DEFENSIVE BACKS

4th Year with Lions

20th Year in NFL

Richard Selcer, a 19-year NFL coaching veteran, joined the Lions in 1997 as defensive backs coach after five seasons (1992-96) with the St. Louis Rams, where he tutored the Rams' linebackers.

Selcer broke into the NFL in 1981 with the Houston Oilers. He coached the Oilers' linebackers from 1981-83 before joining the staff of the Cincinnati Bengals. He served as the Bengals linebackers coach for eight seasons (1984-91) and was on the Bengals' staff for Super Bowl XXIII against San Francisco.

Selcer presides over a young, talented and maturing defensive secondary with the Lions. He has been instrumental in the development of 1995 rookie free agent Ron Rice at strong safety during the past three seasons. Rice will be joined at safety in the starting lineup by 2000 free agent signee Kurt Schulz (Buffalo). First round picks Bryant Westbrook (1997) and Terry Fair (1998) comprise an up-and-coming cornerback tandem to round out the starting defensive backfield.

Prior to his NFL experience, Selcer served as defensive coordinator at Southwestern Louisiana University from 1978-80 and held a similar position at Kansas State for three seasons (1975-77). He spent three years (1972-74) as defensive backfield coach at The University of Wisconsin following two years (1970-71) as head coach at Xavier University, where he

DETROIT LIONS, 2000-
Offensive Line
MICHIGAN STATE, 1999
Assistant Head Coach/Offensive Line
MICHIGAN STATE, 1998
Offensive Line
KANSAS, 1991-96
Assistant Head Coach/Offensive Line
KANSAS, 1988-90
Offensive Coordinator/Offensive Line
NORTHERN ILLINOIS, 1985-87
Assistant Head Coach/
Offensive Coordinator
TEXAS A&M, 1982-84
Offensive Coordinator/Offensive Line
WASHINGTON STATE, 1979-81
Offensive Coordinator/Offensive Line
ARKANSAS, 1977-78
Assistant Offensive Line
UNIVERSITY OF MIAMI (FLA.), 1974-76
Offensive Line
UNIVERSITY OF MIAMI (FLA.), 1973
Graduate Assistant



began his coaching career as offensive backfield coach from 1962-64. In between his two stints at Xavier, he coached defensive backs at the University of Cincinnati for two years (1965-66), and was defensive coordinator at Brown University for three seasons (1967-69).

A native of Cincinnati, Ohio, Selcer attended Archbishop Henry Elder High where earned All-Ohio honors in football and baseball, and captained the football, baseball and basketball squads. Selcer attended Notre Dame University (1955-59) where he earned two letters in football as a running back, and two letters in baseball as a second baseman. He was the team captain for the Irish in '59 and was selected to the College All-American Baseball Team. He and his wife, Merryll, have five children — Michael, Stephen, Patrick, Constance and Kevin — and five grandchildren.



Danny Smith

TIGHT ENDS

2nd Year with Lions
6th Year in NFL

Danny Smith enters his second season tutoring tight ends on Bobby Ross' Lions' staff. Smith came to the Lions following four seasons with the Philadelphia Eagles, where he coached special teams in 1995-96 and defensive backs in 1997-98. Smith's relationship with Ross can be traced to a five-year span (1987-91) in which Smith served on Ross' Georgia Tech staff as running backs coach.

In Smith's first season in Detroit, he was instrumental in the increased production seen in the Lions' tight end corps. Starter David Sloan enjoyed the best season of his career, which he capped off by being chosen to the 2000 Pro Bowl. Sloan's 47 receptions for 591 yards and four touchdowns also were the best numbers put up by a Lions' tight end in 20 years.

Smith's tenure in Philadelphia was capped off on a high-mark in 1998 when the Eagles' defense, led by defensive coordinator Emmitt Thomas, finished first the NFL in pass defense, allowing only 170 yards per game through the air. In Smith's first year as the Eagles' defensive backs coach (1997), the club finished with the seventh-best pass defense in the NFL, shaving off an average of almost five yards per game from the club's 1996 total. In

joining Ray Rhodes' Philadelphia staff in 1995, Smith left behind 17 years of college coaching experience at five different schools, including his alma mater, Edinboro State.

His last college stop was an eight-year stay at Georgia Tech (1987-94) in which Smith tutored several positions, including running backs (1987-91), wide receivers (1992-93) and defensive backs (1994), in addition to serving as assistant head coach from 1992-94. During his stay at Georgia Tech, the Yellow Jackets not only won a share of the 1990 national championship, but Smith also spent time coaching with three current Lions' assistants — defensive line coach Brian Baker (1987-94), quality control assistant John Misciagna (1989-91) and special teams coach Chuck Priefer (1987-91).

Prior to his arrival at Georgia Tech, Smith had made coaching stops at four different colleges and also spent two seasons (1977-78) coaching at his high school alma mater, Central Catholic High School in Pittsburgh, Pa. Smith's playing career took place at Edinboro State from 1972-75 as a defensive back. He remained at Edinboro as a graduate assistant in 1976, which led to his two-year stint at Central Catholic. While there, he helped tutor record-breaking former Miami Dolphins' quarterback, Dan Marino.

His association at Central Catholic led to his first full-time college coaching assignment — as defensive backs coach at Clemson in 1979. After one year with the Tigers, Smith spent four seasons in the same capacity at William & Mary (1980-83) and as defensive coordinator/defensive backs at The Citadel (1984-86) before being hired by Ross at Georgia Tech.

Smith and his wife, Elaine, have three children — two daughters (Erin, 20, and Courtney, 16) and a son, Jason, 10. They reside in Rochester Hills.

DETROIT LIONS, 1997-

Defensive Backs

ST. LOUIS RAMS, 1992-96

Linebackers

CINCINNATI BENGALS, 1984-91

Linebackers

HOUSTON OILERS, 1981-83

Linebackers

SOUTHWESTERN LOUISIANA, 1978-80

Defensive Coordinator/Linebackers

KANSAS STATE, 1975-77

Defensive Coordinator/Linebackers

UNIVERSITY OF WISCONSIN, 1972-74

Defensive Backs

XAVIER UNIVERSITY, 1970-71

Head Coach

BROWN UNIVERSITY, 1967-69

Defensive Coordinator/

Defensive Backs

UNIVERSITY OF CINCINNATI, 1965-66

Defensive Backs

XAVIER UNIVERSITY, 1962-64

Offensive Backs

DETROIT LIONS, 1999-

- Tight Ends
- PHILADELPHIA EAGLES, 1995-98**
- Special Teams (95-96)
- Defensive Backs (97-98)
- GEORGIA TECH, 1987-94**
- Running Backs/Wide
- Receivers/Defensive Backs
- THE CITADEL, 1984-86**
- Defensive Coordinator/Defensive Backs
- WILLIAM & MARY, 1980-83**
- Defensive Backs
- CLEMSON, 1979**
- Defensive Backs
- EDINBORO STATE, 1976**
- Graduate Assistant



Jerry Sullivan

WIDE RECEIVERS

- 4th Year with Lions
- 9th Year in NFL

Jerry Sullivan, a 25-year coaching veteran, continues in his fourth year as the Lions' wide receivers coach. Sullivan spent 18 years coaching on the collegiate level before joining the Chargers in 1992, where he served for five years.

In Detroit, Sullivan is blessed with one of the league's most potent wide receiving trios in Herman Moore, Johnnie Morton and Germane Crowell. Moore and Morton comprised the most prolific pass-catching combination in the league in 1997-98, reeling in 335 passes in that stretch, and were joined in 1999 by Crowell, as he exploded onto the scene with a team-high 81 catches for 1,338 yards and seven touchdowns. Moore and Morton led all pass-catching couples in receptions in 1997

(184), ranked second in '98 with 151 combined receptions and Morton (80) and Crowell's (81) 161 combined catches in '99 finishing fourth in that category.

Among other highlights during Sullivan's three years with the Lions include Moore tying with Oakland's Tim Brown for the league receiving title with 104 receptions in 1997. Additionally in two of his three years in Detroit, he has helped guide two receivers over the 1,000-yard plateau - Moore and Morton in '97, and Morton and Crowell a year ago. Morton has exceeded the 1,000-yard barrier in all three of Sullivan's years with the Lions.

While in San Diego, Sullivan was instrumental in the development of Tony Martin into one of the top receivers in the NFL. He finished tied for the NFL lead with 14 TD catches in 1996 and posted his second consecutive 1,000-yard season en route to his first Pro Bowl appearance. He ranked fourth in the AFC with 1,171 receiving yards and tied for fourth in the conference with 85 catches. In 1995, Martin, a former college quarterback, set a Chargers' record with 90 catches. His 90 receptions ranked second in the AFC that year and his 1,224 receiving yards ranked fourth in the conference.

Sullivan coached the receivers at Ohio State in 1991 after a seven-year stint (1984-90) as the receivers coach at Louisiana State University. While at LSU, the Tigers won the SEC in 1986 and 1988, and among his pupils was two-time All-American Wendell Davis, a first round pick by the Chicago Bears in 1988.

In 1971 Sullivan started his college coaching career as a graduate assistant at Kansas State. He was promoted to a full-time position before moving on to Texas Tech in 1973 where he coached the Red Raiders' freshmen and tight ends. Following the 1975 season, Sullivan went to South Carolina where he spent seven years (1976-82) tutoring the wide receivers. Sullivan spent

the 1983 season on Sam Wyche's staff at Indiana before moving on to LSU in 1984.

Jeremiah Martin Sullivan was born July 13, 1944 in Miami, Florida. He played football and baseball at Jackson High School in Miami. Sullivan enrolled at Florida State to play football, but transferred to Delta State after two years. He received a Bachelor of Science degree in education from Delta State in 1968, and later earned a Master's degree in guidance and secondary education in 1969. Sullivan began his coaching career at Cooper High School in Vicksburg, Mississippi in 1970.

Sullivan and his wife, Connie, have three children, Jon Eric, Matthew and Allison. Jon Eric is currently a graduate assistant coach at Gardner-Webb University, while Matthew is a senior at LSU.

DETROIT LIONS, 1997-

- Wide Receivers
- SAN DIEGO CHARGERS, 1992-96**
- Wide Receivers
- OHIO STATE, 1991**
- Wide Receivers
- LOUISIANA STATE, 1984-90**
- Wide Receivers
- INDIANA UNIVERSITY, 1983**
- Wide Receivers
- UNIV. OF SOUTH CAROLINA, 1976-82**
- Wide Receivers
- TEXAS TECH, 1973-75**
- Tight Ends/Freshman
- KANSAS STATE, 1972**
- Freshman Coach
- KANSAS STATE, 1971**
- Graduate Assistant



Jim Zorn

QUARTERBACKS

3rd Year with Lions

4th Year in NFL

Jim Zorn has made a sizable impact in his first two years as an NFL position coach in 1998-99, garnering league-wide attention for his role in the rapid development of quarterback Charlie Batch. Zorn, who was named as one of head coach Bobby Ross' two coaching supervisors in 2000, joined the Lions following his initial pro coaching assignment in 1997, when he aided the Seattle Seahawks' staff as an offensive assistant. After playing quarterback for 12 years professionally, Zorn entered the coaching business by serving in various capacities at three different colleges for eight seasons (1989-96).

With Batch firmly entrenched as the Lions' long-term starting quarterback, Zorn has the opportunity to continue to build upon the last two years' output. Batch flourished both mentally and physically as a rookie in '98, and had guided the Lions to a 6-2 start to the '99 campaign before being forced inactive for the majority of the second half of the season with a broken bone in his right thumb. Among accomplishments Batch reached as a rookie was tying the NFL rookie record (Cleveland's Bernie Kosar in 1985) for most attempts without throwing an interception (136). Zorn also helped Batch to another streak of 107 consecutive attempts without an interception and Batch's passer rating of 83.3 ranks as the

fourth-highest rookie mark in NFL history.

Zorn still may be most well-known to NFL fans for his nine seasons as the Seahawks' signal caller. During that span, he became the club's all-time leading passer with 20,122 yards, (since surpassed by former Lion Dave Krieg) while playing in 126 games. He passed for 3,000 yards in three consecutive years (1978-80) and became only the third player in NFL history to throw for more than 10,000 yards in his first four seasons in the league. Additionally, Zorn still holds franchise records for the longest pass completion (82 yards to David Sims in 1977) and the highest average yards per rushing attempt (4.87). Zorn also is one of six individuals to be included in the Seahawks' Ring of Honor, which, before its implosion in 2000, reached around the upper deck of the Kingdome. He joined Hall of Fame wide receiver and current U.S. Congressman Steve Largent as the second inductee, being honored in 1990.

After departing Seattle, Zorn finished his playing career with the Green Bay Packers (1985), the Canadian Football League's Winnipeg Blue Bombers (1986) and the Tampa Bay Buccaneers (1987).

The Whittier, Calif., native broke into coaching in 1989 at Boise State, where he remained for three seasons. Among his duties at Boise State were coordinating the passing game, and also coaching the quarterbacks, kickers and wide receivers. Zorn then moved to Utah State for three years (1992-94) as offensive coordinator. Under his guidance, the Aggies averaged 442.1 total yards per game in 1993 to rank 15th in the nation. Utah State, who defeated Ball State 42-33 in the '93 Las Vegas Bowl, also finished 17th in the country in 1994, passing for 286.2 yards per game.

Zorn's last collegiate coaching stop was at the University of Minnesota in 1995-96, where he served as the Gophers' quarterbacks coach, in addition to helping tutor the team's kickers and punters. His impact was felt in the Twin Cities as he

helped develop Cory Sauter into one of the Big Ten's top quarterbacks. Led by Zorn and Sauter, the Gophers sported the Big Ten's second-ranked passing offense in 1996.

Prior to his professional playing career, Zorn established 10 school records in three seasons (1973-75) at Cal Poly Pomona.

Zorn and his wife, Joy, have four children: Rachael, 20, Sarah, 16, Danielle, 12, and Isaac, 5. They reside in Bloomfield Hills, Michigan.

DETROIT LIONS, 1998-
Quarterbacks
SEATTLE SEAHAWKS, 1997
Offensive Assistant
UNIVERSITY OF MINNESOTA, 1995-96
Quarterbacks
UTAH STATE UNIVERSITY, 1992-94
Offensive Coordinator
BOISE STATE UNIVERSITY, 1989-91
Offensive Assistant/Quarterbacks

Football Operations



Dan Jaroshewich

EQUIPMENT MANAGER

28th Year with Lions

One of the veteran equipment managers in the NFL, Dan Jaroshewich enters his 28th season of service with the Lions. In March 1996, Jaroshewich received the Whitey Zimmerman Memorial Award, which recognizes the NFL's equipment manager of the year. Also, he was recently appointed the NFC Chairman on the Equipment Managers' Advisory Board after serving as the NFC Central Division representative since 1995.

A native of Windsor, Ontario, Jaroshewich joined the club in 1973 as an assistant to long-time Detroit equipment manager Roy "Friday" Macklem, who spent 45 years with the Lions. Jaroshewich was elevated to Equipment Manager in 1980.

The 46-year-old Jaroshewich

supervises the purchasing, replacing and cleaning of all equipment, uniforms and clothing used by the Lions' players and coaching staff.

Prior to joining the Lions, he worked at the high school and semi-pro levels in Windsor, where he also was a standout youth hockey player. He has a degree in Personnel and Industrial Relations from the University of Detroit.

Jaroshewich is also very active with several local charities. In 1993, he established a coat drive that is held at the Lions' Thanksgiving Day games. Jaroshewich also serves on the committee for the St. Joseph Mercy Hospital Auction and is on the board of directors of Kolo Charities, a charity founded by former Lion Bob Kowalkowski. In 1994, Jaroshewich and former Lion Ken Dallafior established the Detroit Lions Courage House at the Haven in Pontiac, a house for battered and abused women and children.

He is also a member of the Russ Thomas Scholarship Board of Directors and Michigan Amateur Hockey Association District 3 Council. In addition, Jaroshewich is President of the Troy Youth Hockey Association and is co-chairman for Marist Academy Notre Dame Prep's annual "Taste of the Town" fundraiser.

Jaroshewich and his wife, Kathy, have three children (Jennifer, Jessica and Joey) and reside in Troy.



Steve Hermans

VIDEO DIRECTOR

23rd Year with Lions

The man who has "kept his eye" on the Lions for 22 years is the club's Video Director, Steve Hermans. He oversees a wide ranging and ever-expanding list of video responsibilities for the coaching staff and player personnel department, as well as any other video needs the organization throws his way.

Hermans oversaw a major change this season in the way the Lions process, evaluate and distribute practice and game videotape. The process is now almost entirely digital, with compatible computers and monitors enabling coaches, players and front office personnel the ability to splice, view and monitor the same footage using "v-mail" off each individual monitor. The new process parallels Hermans' spearheading of the Lions' effort in 1986 when the NFL switched from an all-film operation to videotape.

The 50-year-old Hermans was Assistant Photo Director at WBAY-TV in his native Green Bay, Wisconsin, from 1968-77 prior to joining the Lions. His contact with football began at WBAY when he processed, edited and printed game films for the Packers.

Steve and his wife, Rosann, live in Auburn Hills with their three sons, Craig, Chad and Keith.



Medical Staff



Jay Shoop

HEAD ATHLETIC TRAINER

1st Year with Lions

Jay Shoop is the newest member of the Lions' medical staff, having assumed the duties of Head Athletic Trainer on February 7, 2000. He joins the organization after working at Georgia Tech for the previous 13 years where he most recently held the title of Associate Athletic Director of Sports Medicine and Head Athletic Trainer.

The Lions are the third NFL team Shoop has worked for in an athletic training career that spans over 30 years. His previous stints in the NFL included seven seasons (1976-82) as the Atlanta Falcons' Assistant Trainer and two years (1985-86) as the Head Athletic Trainer for the Tampa Bay Buccaneers. Additional experience in pro football came for Shoop from 1982-84 when he served as Head Athletic Trainer for the USFL's Michigan Panthers.

Among the roles Shoop undertook while at Georgia Tech was the direction of healthcare for all 17 varsity sports, which included more than 400 athletes. He also

served as an administrator for player development, aided in the distribution and planning of food service, the school's substance abuse program and football travel arrangements. Additionally, in 1989, Shoop authored a book called "The History of the Southeastern Athletic Trainers Association".

Also during his tenure with Georgia Tech, Shoop was a medical liaison for the Atlanta Committee for the Olympic Games. He was the Head Athletic Trainer at the Olympic Village during the 1996 Summer Olympic Games in Atlanta and also was a medical liaison at the 1992 Summer Olympic Games in Barcelona, Spain and the 1994 Winter Olympic Games in Lillehammer, Norway. Other international athletic training experience on Shoop's resume includes time spent as the Head Athletic Trainer of the 1994 Goodwill Games in St. Petersburg, Russia.

Between stints with the Michigan Panthers and Tampa Bay Buccaneers, Shoop also served as a consultant for Henry Ford Hospital in Detroit. While there, he helped develop and implement sports medicine programs in numerous Detroit-area high schools.

Shoop, 53, a native of Wise, Va., is married to the former Anne Brockman. The couple has a daughter, Farrah, 23, a graduate of Georgia Tech, and a son, Lynn, 21, who is a member of the baseball team at Auburn.

Shoop earned a bachelor of science degree in Health and Physical Science from East Tennessee State University in 1970 and a master's degree in Exercise Science from Furman University in 1976. Also during his time at Furman, Shoop served as the school's Head Athletic Trainer from 1970-76.



Dr. Keith Burch

TEAM PHYSICIAN - INTERNIST

21st Year with Lions

Dr. Keith Burch, 58, enters his 21st year serving as the Lions' Team Physician. From 1985-1999, Burch served as the Medical Director at Henry Ford West Bloomfield Center. He joined the West Bloomfield Center in 1979 as the division head for internal medicine. His internship at Henry Ford in Detroit came in 1967-68 following his graduation from the University of Cincinnati College of Medicine. Dr. Burch's undergraduate studies were taken at the University of Akron. He is a graduate of Akron's St. Vincent High School, now Akron St. Vincent-St. Mary's.

Dr. Burch served his residencies at Henry Ford Hospital in Detroit from 1968-69 and at the Ohio State University Hospital in 1971-72. He also served at the U.S. Army Hospital in Ft. Gordon, Ga., in 1969-70 and in Vietnam for one year (1970-71).

Dr. Burch and his wife, Kathryn, (Kitty) live in Bloomfield Hills, and have two daughters, Kathy and Michelle. An avid golfer, he played that sport while an undergrad at the University of Akron. He began working with the Lions initially as a consultant in 1976 and joined the club as a team doctor in 1980.



Dr. David Collon

**TEAM PHYSICIAN -
ORTHOPAEDIST**

16th Year with Lions

Dr. David Collon, 60, is the Chair of the Department of Orthopaedics and the Bone and Joint Center at Henry Ford Health System. Previously, he was the Chief of Orthopaedics at the Henry Ford Hospital in Detroit. Collon continues as the Director of the Center for Athletic Medicine, a position he has held since 1984. He returned to Henry Ford Hospital in 1984 following more than five years in private practice in Mt. Clemens and Bloomfield Hills. He was with the orthopaedic surgery staff at Henry Ford for three years in the mid-1970s, and prior to that served for six months with Wrightington Hospital in Wigan, England, where he specialized at the hospital's hip center. He also worked in Europe at Lorenz Boehler Krankenhaus, a hospital in Vienna, Austria.

Dr. Collon, who completed his orthopaedic surgery residency at Ford Hospital in 1975, began his association with Detroit sports

franchises when he became the team physician for the USFL Michigan Panthers in 1983-84. Also in '84, he undertook the role of team physician for the Detroit Tigers, a post he has now held for 17 years. Additionally, he has been the Detroit Red Wings' team physician since 1988. Dr. Collon also served with the U.S. Navy as a Lieutenant Commander and as General Medical Officer at Camp Pendleton, California from 1970-72. Dr. Collon is a graduate of the University of Michigan (1963) and the Wayne State University School of Medicine (1968).

A Detroit native, Dr. Collon graduated from Cranbrook High School in 1959 and enjoys jogging and skiing. Dr. Collon has four children, Katie, David, Sean and Kevin, and he and his wife, Mary Beth, live in Birmingham.



Dr. Kyle Anderson,
ORTHOPAEDIC CONSULTANT



Dr. Kevin Everett
OPHTHAMOLOGIST



Player Personnel



Sheldon White

DIRECTOR OF PRO PERSONNEL

4th Year with Lions

Sheldon White heads into the 2000 season having recently been promoted to Director of Pro Personnel. In his three previous years in the Lions' personnel department, White fulfilled a myriad of roles – in 1997 as the team's BLESTO area scout, in 1998 as an area scout and in 1999 working in both the college and pro scouting areas.

In his new role, White, 35, will be responsible for evaluating and scouting current Lions and NFL players, NFL Europe, the Canadian Football League and the Arena Football League. He also plays a key role in free agency and the draft, and has become more involved in the team's salary cap matters and contract negotiations. White spent 1999 stationed at the team's headquarters at the Pontiac Silverdome after being on the road in '98.

White, a former Lions'

defensive back from 1990-92, initially re-joined the organization in '97 as a BLESTO scout after coaching wide receivers at his alma mater, Miami (Ohio) from 1994-96. That post followed a six-year NFL playing career in which White also saw action for the New York Giants in 1988-89 and the Cincinnati Bengals in 1993.

A native of Dayton, Ohio, White was a four-year starter at Miami (Ohio) from 1984-87, earning first-team All-MAC honors in 1986-87 and serving as a key contributor to the Redskins' MAC title in '86. In 1988, he was selected by the Giants in the third round of the NFL Draft, and led the club during his rookie season with four interceptions.

Following a two-year stint in New York, White signed with the Lions, where he played three seasons. He recorded 33 tackles, 17 passes broken up and three interceptions, including a key fourth quarter pick for a touchdown in Detroit's division-clinching win in 1991 at Super Bowl-bound Buffalo. White then signed as an unrestricted free agent with the Bengals, where he spent the '93 campaign, before entering the coaching ranks at Miami (Oh.) in '94.

White and his wife, Amy, have three children — Sheldon II, 10, Jordan, 4 and Cody, 2.



Scott McEwen

DIRECTOR OF COLLEGE SCOUTING

14th Year With Lions

Scott McEwen, now in his 14th season working in the Lions' personnel department, was promoted to Director of College Scouting on April 17, 2000.

In his new role, McEwen will continue his scouting duties, and also assist Vice President of Player Personnel Ron Hughes in planning and implementing the team's overall college scouting program. He also will aid in setting up travel plans for the team's personnel department and aid in administrative duties both throughout the season and leading up to the annual college draft.

A 1980 graduate of West Liberty State (WV), McEwen will continue to handle scouting duties in the eastern portion of the United States. He began his previous role as area scout after spending two seasons working for the BLESTO Scouting Service. Prior his scouting career, the East McKeesport, Pa., native served as defensive line coach at his alma mater from 1980-81, and later coached four seasons at Duquesne University in Pittsburgh.

McEwen and his wife, Colleen, have four sons – Scott Jr., 13, Matthew, 12, Patrick, 10 and Michael, 5.



Charlie Sanders

ASSISTANT DIRECTOR OF PRO PERSONNEL

11th year with Lions

Long-time Lions' player and coach Charlie Sanders re-joined the club in a scouting role on February 18, 1998. He was promoted to Assistant Director of Pro Personnel on March 1, 2000 after serving the past two seasons as a pro scout. In his new role, Sanders will continue to assist in compiling reports and evaluations on upcoming Lions' opponents and players throughout the league, as well as aiding in preparation for the NFL Draft.

After eight years on the Lions' coaching staff (tight ends in 1989-90 and wide receivers in 1991-96), Sanders spent the 1997 season as a radio broadcaster on the team's flagship station, WXYT. That assignment added to a radio broadcast resume that also included time as the club's color commentator from 1983-88.

One of the best tight ends of his era, Sanders caught 336 passes (third on the team's all-time list) during his 10-year career (1968-77) for 4,817 yards. He appeared in seven Pro Bowls, was twice named All-Pro and missed only 12 games during his career.

Drafted by the Lions in the third round from The University of Minnesota in 1968, Sanders was the only rookie that season selected to play in the Pro Bowl and he finished second to then-teammate Earl McCullough for NFL Rookie of the Year honors.

Sanders also was inducted into the Michigan Sports Hall of Fame in 1990, and in 1997, he was inducted into the North Carolina Sports Hall of Fame, his native state.

Sanders and his wife, Georgianna, have nine children — Mia, Charese, Mary Jo, Georgianna, Charlie Jr., Nathalie, Tallisa, Wayne and Jordan. Charlie Jr., signed as a free agent running back with the Lions on April 28, 2000.



Russ Bolinger

AREA SCOUT

5th Year With Lions

Russ Bolinger re-joined the Lions in 1996, working for Ron Hughes as an area scout. Now in his fifth year working in that capacity, Bolinger is no stranger to the Lions' family, however, having played offensive line in Detroit from 1976-82.

After serving the club from its Silverdome headquarters in 1997 in a pro scouting capacity, Bolinger has returned to the road the past two seasons, evaluating prospects throughout the south and western portions of the United States, a role he will reprise again in 2000.

Bolinger re-joined the Lions following two years as a scout for Jacksonville (1994-95). Prior to his stint with the Jaguars, he spent three seasons at the University of Utah, as a graduate assistant in 1991, recruiting coordinator in '93, and as offensive line coach in '94.

After leaving the Lions as a player in '82, he finished his career with the Los Angeles Rams from 1983-85, and also had

a stint with he USFL Memphis Showboats in '85.

A standout player at the University of California-Riverside and Long Beach State, he won the Lynn Hoyem Outstanding Senior Award and played in the 1976 East-West Shrine All-Star Game. He graduated from Long Beach State in 1975 with a bachelor's degree in liberal arts. He is an inductee in the Halls of Fames of both the University of California-Riverside and Long Beach State. Additionally, Bolinger has a master's degree in sports psychology. He and his wife, Paula, have three children, Joey, Kaylin and Jackie.



Hessley Hempstead

AREA SCOUT — BLESTO

1st Year With Lions

Former Lions' offensive lineman Hessley Hempstead is the newest member of the Lions' personnel department, having been hired as the team's BLESTO area scout on January 1, 2000.

Hempstead most recently spent the 1999 season working as an intern in the Lions' personnel department. He initially joined the Lions organization in 1995 as a seventh round draft choice out of Kansas University.

From 1995-97, he played in 31 games (one start) as a reserve offensive lineman. During the 1998 off-season, he suffered a knee injury that placed him on Injured Reserve for the '98 season.

Hempstead and his wife, Tonya, reside in Chesterfield, and were expecting their first child in early-July.



Chad Henry

AREA SCOUT

3rd Year With Lions

Chad Henry enters his third year working full-time in the Lions' scouting department. During the 2000 off-season, Henry was promoted to area scout after serving the previous two seasons as the team's BLESTO area scout in May 1998. His scouting territory includes the southeast portion of the country.

Henry, 28, possesses a variety of experience, both in coaching and scouting capacities. Most recently before being hired full-time, he assisted the Lions' personnel department late in 1997 in preparation for the 1998 NFL Draft. Prior to that, he served as a personnel and training camp intern for both the Lions in 1997 and for the San Diego Chargers in 1996.

Among Henry's coaching stops have been as wide receivers/defensive backs coach at his alma mater, Indiana Area Senior High School (Indiana, Pa.), in the Fall of '97, and in 1996-97 as baseball coach for the American Legion Indiana (Pa.) Titans.

In May 1998, Henry received a master's degree from Indiana (Pa.) in industrial and labor relations. He had previously received a bachelor's degree in English from the same school in May 1996.

Henry, and his wife, Holly, (married June 10, 2000) reside in Pittsburgh, Pa. Henry's dad, Jack, coached the Lions' offensive line in 1998-99, and now serves as offensive line coach with the New Orleans Saints.



Lance Newmark

AREA SCOUT

2nd year with Lions

Lance Newmark is now in his second season serving the Lions' personnel department as an area scout, having been hired in May 1999. His scouting territory will continue to include the west and southwest portions of the country.

Newmark first arrived with the Lions during the off-season in 1998 and aided the club in a variety of roles around the team's Silverdome headquarters. As the '98 season progressed, Newmark became involved in the Lions' scouting operation leading up to the 1999 NFL Draft.

Prior to joining the Lions, Newmark had worked in 1994-95 for the San Diego Chargers, also in a variety of different roles.

While attending San Diego-Mesa College, Newmark played two seasons at wide receiver (1996-97) before transferring for one year to the University of San Diego.



Dave Uyrus

AREA SCOUT


1st year with Lions

Dave Uyrus is the newest member of the Lions' personnel department, having joined the club as an area scout in June 2000. He arrives in Detroit following six seasons with the New England Patriots, serving as the team's Director of Pro Scouting for the past three years, and as Assistant Director of Pro Scouting from 1994-96. He will handle scouting duties predominantly in the eastern third of the United States in his new role.

Uyrus, 47, has been coaching and scouting in the collegiate and professional ranks for the past 26 years, beginning with his first job in 1974 as freshman coach of his alma mater, Middlebury College, where he remained for three seasons. He then joined Dick McPherson's staff at Massachusetts as a graduate assistant in 1977-78 before moving on to American International in 1979 and Merchant Marine Academy in 1980.

Following those stints, Uyrus then re-joined McPherson's staff at Syracuse in 1981, coaching the Orangemen's tight ends and special teams for 10 seasons (1981-90). He moved into the professional ranks after McPherson was named the head coach of the Patriots in 1991. He spent the 1991-92 campaigns as the Patriots' assistant defensive line and special teams coach before coaching the tight ends and special teams at Cornell in 1993. On March 21, 1994, he returned to the Patriots' organization as Assistant Director of Pro Scouting.

As a player, Uyrus earned honorable mention Little All-American, All-ECAC and All-New England Small College honors as a senior at Middlebury. He and his wife, Heidi, have two daughters, Haley and Gwendolyn.



Player Profiles



24

KEVIN ABRAMS

Cornerback

Syracuse

Ht: 5-8

Born: 2/28/74

4th Year

Wt: 175

(D-2b in '97)



GAMES PLAYED/STARTED: 1997 (15/4) [1/1]; 1998 (16/7); 1999 (1/0) **TOTAL:** (32/11) [1/1]

PRO: Fourth-year reserve defensive back hoping in 2000 to re-gain form of first two years in the NFL... Foot injuries during '99 off-season and throughout regular season kept him sidelined for the vast majority of that time... Once healthy, will be prominent part of Lions' secondary mix... Makes up for lack of physical size with outstanding straight-line speed and solid leaping ability... Is also more than willing to help in run support... Lions' second of two second round picks (54th overall) in 1997 NFL Draft.

1999: Spent majority of season on Physically Unable to Perform list and then Injured Reserve

while rehabilitating foot injury suffered in 1998 regular season finale... Activated off PUP (10/30) and saw only game-action of '99 the following day vs. Tampa Bay (10/31), playing solely on special teams (one tackle)... Inactive the following four contests after aggravating toe injury in game with Bucs and placed on Injured Reserve (12/3). **1998:** Began season as starting cornerback (first five games), but was relegated to nickel back duty following the year's first five games... Also made starts vs. Green Bay (10/15) when Packers lined up in three-receiver set on first play of the game and in season finale (12/27) with Terry Fair injured... Made first two starts of '98 at left cornerback, but shifted back to right side following the first two weeks of the season... Recorded career-highs with 55 tackles, eight passes broken up and two forced fumbles... Was effective throughout the year blitzing from the slot (three sacks for 23 yards)... Recorded first sack of the year, which caused an Erik Kramer fumble at Chicago (10/4), in addition to collecting career-high 10 tackles... Also had sacks in games vs. Arizona (11/1) and vs. Chicago (11/15)... Assumed some of team's punt return duties in games at Chicago (10/4) and vs. Green Bay (10/15), returning two punts for 12 yards... Chipped in with 10 special teams tackles as well. **1997:** Began rookie campaign as nickel back, but became starter at right cornerback for the final four games... Recorded his first career sack (10 yards) at Chicago (9/14)... Collected his second career sack at Green Bay (9/28) causing a Brett Favre fumble on the play... Saw action in only five plays at Tampa Bay (10/12) due to hamstring injury suffered early in the contest, which forced him inactive vs. NY Giants (10/19) the following week... Recorded his first career interception in Detroit's win over Indianapolis (11/23), returning it 29 yards to the Colts' six-yard-line... Made his first career start in Thanksgiving Day contest vs. Chicago (11/27)...

ABRAMS' SINGLE-GAME BESTS

TACKLES: 10 at Chicago 10/4/98
INTERCEPTIONS: 1 vs. Indianapolis 11/23/97
INT. RETURN: 29 vs. Indianapolis 11/23/97
SACKS: 1 (five times; Last vs. Chicago 11/15/98)
PASSES DEFENDED: 3 vs. N.Y. Jets 12/21/97

ABRAMS' DEFENSIVE STATISTICS

Year	TACKLES			Sacks No/Yds	Int's No/Yds	Passes Def.	Fumbles Rec./For.	Spec. Teams Tackles
	Total	Solo	Asst.					
1997	35	27	8	2/15	1/29	7	0/1	6
1998	55	44	11	3/23	0/0	8	1/2	10
1999	0	0	0	0/0	0/0	0	0/0	1
Career	90	71	19	5/28	1/29	15	1/3	17

- In Syracuse's 52-24 win over Eastern Michigan in 1995, Abrams recorded the first two-interception game of his collegiate career. The quarterback for EMU that afternoon was Lions' starting QB, Charlie Batch.
- Abrams' brother, Joe, was a four-year letterwinner (running back) at the University of Cincinnati from 1989-92.

Named the Lions' defensive MVP by the coaches for his performance at Minnesota (12/14) — made a career-high eight tackles and helped limit Kris Carter and Jake Reed to a combined three catches against the Vikings.

COLLEGE and PERSONAL: Unanimous All-Big East Conference first-team pick during last two collegiate seasons (1995-96)... Became a starter to begin his sophomore season after playing in nine games as a reserve as a freshman in 1993... Also blocked two punts on special teams as a senior... Led the team with 12 pass deflections in 1996... Big East conference leader in the same category as a junior with 18 passes broken up, and as a sophomore with 19 passes defended... Did not allow a single completion in five different contests in '95 campaign... Collected team-high six interceptions as a junior — the most picks in a season by an Orangeman since Rob Thomson had seven pass thefts in 1989... Notched two interceptions in a 52-24 defeat of Eastern Michigan in 1995, marking the first multi-interception game at Syracuse since Markus Paul recorded three thefts vs. Temple in 1985... Also had a pair of interceptions in a 41-0 triumph over Clemson in the '95 Gator Bowl... Recorded the first blocked punt of his career as a sophomore vs. Oklahoma, advancing it 21 yards... Redshirted in 1992... All-State, All-Sun Coast, All-Western Conference, All-Hillsborough County, captain and Most Valuable Player at Hillsborough (Tampa, Fla.) High... Competed as a cornerback and wide receiver in high school, in addition to handling kickoff return duties... Son of Gwen and Joseph Abrams... Brother, Joe, was a four-year letterwinner (running back) at the University of Cincinnati from 1989-92... Born in Tampa, Florida.

55

ALLEN ALDRIDGE

Linebacker

Houston

Ht: 6-1

Born: 5/30/72

7th Year

Wt: 255

(UFA in '98-Den.)



GAMES PLAYED/STARTED: 1994 (16/2); 1995 (16/12); 1996 (16/16) [1/1]; 1997 (16/15) [4/4]; 1998 (16/15); 1999 (16/14) [1/1] **TOTAL:** (96/74) [6/6]

PRO: Signed by Detroit as an unrestricted free agent on February 14, 1998... Spent the first four years of his pro career with the Denver Broncos (last three as a starter)... Began career playing outside linebacker and served as Denver's starter in the middle in 1996-97... In a pool of available free agent linebackers, he was the Lions' top choice, and the club jumped at the chance to sign him only hours after free agency began... Versatile as a four-down defender who can jump into pass coverage effectively as well as stopping the run... With 1999 first-round draft pick Chris Claiborne entrenched as Detroit's starting weak-side 'backer, Aldridge shifted to strong-side in '99 after spending his first year with the Lions in 1998 on the weak-side... Originally a second round selection (51st overall) of the Broncos in the 1994 NFL Draft. **1999:** Second year in Detroit saw him shift to team's starting strong-side linebacker spot with '99 rookie Chris Claiborne taking his previous place on the weak-side... Started 14 of 16 regular season games (and NFC Wild Card Playoff Game) on the strong-side and played solidly in Lions' much-improved front seven... Very comfortable lining up on the tight end... Also in new role, spent considerable time on third-down rushing off the edge the passer as well, equaling career-high ('98) with three sacks, all coming in the season's first four games... Also finished '99 with 81 tackles (fifth on squad), including season-high nine stops vs. Green Bay (9/19) and at Carolina (10/24), and eight stops vs. Denver (12/25)... Scored first career touchdown vs. Tampa Bay (10/31) after scooping up Claiborne-forced fumble and rambling 21 yards for the score... Two stops in NFC Wild Card Playoff Game at Washington

ALDRIDGE'S SINGLE-GAME BESTS

TACKLES: 14 at Philadelphia 11/8/98
SACKS: 2 vs. Pittsburgh 11/26/98
PASSES DEFENDED: 3 vs. Tampa Bay 9/15/96
FUMBLE RETURN: 211 vs. Tampa Bay 10/31/99

ALDRIDGE'S DEFENSIVE STATISTICS

1999 Date	Opp.	TACKLES			Sacks		Int's No/Yds	Passes Def.	Fumbles Rec./For.	Spec. Teams Tackles
		Total	Solo	Asst.	No/Yds	No/Yds				
9/12 @ Sea	3	3	0	1/8	0/0	0	0/0	2		
9/19 GB	9	4	5	1/5	0/0	0	0/0	0		
9/26 @ KC	7	4	3	0/0	0/0	0	0/0	0		
10/10 SD	5	2	3	1/8	0/0	0	0/0	0		
10/17 MIN	6	3	3	0/0	0/0	0	0/0	0		
10/24 @ Car	9	6	3	0/0	0/0	0	0/0	0		
10/31 TB	4	1	3	0/0	0/0	0	1/0	0		
11/7 STL	3	2	1	0/0	0/0	1	0/0	2		
11/14 @ Ariz	6	3	3	0/0	0/0	1	0/0	2		
11/21 @ GB	5	3	2	0/0	0/0	0	0/0	0		
11/25 CHI	1	0	1	0/0	0/0	0	0/0	0		
12/5 WASH	6	3	3	0/0	0/0	1	0/0	1		
12/12 @ TB	2	0	2	0/0	0/0	1	0/0	0		
12/19 @ Chi	3	2	1	0/0	0/0	0	0/0	1		
12/25 DEN	8	6	2	0/0	0/0	0	0/0	0		
1/2 @ Min	4	2	2	0/0	0/0	0	0/0	0		
1999	81	44	37	3/21	0/0	4	1/0	8		
1994 (Den.)	8	1	7	0/0	0/0	0	0/0	0		
1995 (Den.)	110	77	33	1.5/10.5	0/0	3	1/1	6		
1996 (Den.)	121	74	47	0/0	0/0	6	0/2	1		
1997 (Den.)	80	55	25	0/0	0/0	4	0/1	3		
1998 (Det.)	91	48	43	3/12	0/0	2	1/1	8		
Career	491	299	192	7.5/43.5	0/0	19	3/5	26		

- Aldridge is one of three Lions to have won a Super Bowl ring during his pro career — in 1997 with the Denver Broncos. He joins John Jett (Super Bowl XXX with Dallas) and Mike Tomczak (Super Bowl XX with Chicago).
- Aldridge made a key interception in the Broncos' endzone late in the third quarter in the 1998 AFC Championship Game in Pittsburgh.

(1/8). **1998:** In first season as a Lion, served as Detroit's starting weak-side linebacker, starting 15 of 16 games... Also served as team's long-snapper from punt formation for the majority of the '98 campaign... As the season progressed, he continued to become more comfortable playing on the weak-side in the Lions' defensive system... Recorded 53 of his 91 tackles on the year in the final eight games... Included in second half output were two double-digit tackle games — career-high 14 stops at Philadelphia (11/8) and 10 tackles at Tampa Bay (11/22)... Recorded first of three sacks on the year vs. Cincinnati (9/13)... Recorded first multi-sack outing of career vs.



Pittsburgh (11/26) with two sacks for four yards... In addition to defensive duties, collected eight special teams tackles. **1997:** Started 15 of 16 games at middle linebacker and ranked sixth on the team with 77 tackles (53 solo), one forced fumble and six passes defended... Also started all four post-season games at middle linebacker and posted 15 tackles (13 solo) with one fumble recovery, an interception and one pass defended... Collected four solos in Super Bowl XXXII vs. Green Bay... Big effort in AFC Championship Game at Pittsburgh (1/4), with five tackles, an interception and a pass defended. The interception came in the end zone midway through the third quarter after Pittsburgh had taken the second half kickoff and driven from their own 22 to the Broncos' five-yard line. Kordell Stewart was looking for Charles Johnson on second-and-five when Aldridge denied the Steelers points after they had taken 6:43 off the clock with the drive... His post-season fumble recovery came vs. Jacksonville (12/28) and helped thwart a Jaguars' scoring threat in the third quarter, with Denver nursing a 21-17 lead—Aldridge recovered the Mark Brunell fumble at their own 17-yard-line... Only missed start during the regular season came at Buffalo (10/26) when the Broncos opened the game with an extra defensive back to counter the Bills' three-wide receiver set... Made a season-high eight tackles at Seattle (9/7)... Tied season-high with eight tackles vs. Cincinnati (9/21) as well... Big game vs. Carolina (11/9), tying season-high with eight tackles and causing a key fumble—he knocked the ball from the hands of Panthers' RB Fred Lane on a big hit deep in Denver territory, halting a Carolina scoring threat in an eventual Broncos' shutout. He also handled the long-snapping duties on punts vs. Panthers. **1996:** Shifted to starting middle linebacker slot and started all 16 games at that position... Finished second on squad with career-high 121 tackles, in addition to defending six passes and forcing two fumbles... Knocked down career-high three passes vs. Tampa Bay (9/15), including a clutch deflection late in the game to preserve Denver's 27-23 win... Posted 11 tackles the following week at Kansas City (9/22)... Stellar outing vs. Kansas City (10/27) with team-high 12 tackles as Denver held the Chiefs without a single rushing first down for the second time in franchise history... Matched career-high with 13 tackles vs. Chicago (11/10), including a key stop on Bears' RB Raymond Harris on third-and-goal with less than 30 seconds remaining in the game to help preserve a 17-12 Denver win... Led club with 12 stops in regular season finale at San Diego (12/22)... Collected a sack on Jaguars' QB Mark Brunell in Denver's AFC Divisional Oilers... Also related to former NFL defensive back, Ken Houston.

Playoff Game vs. Jacksonville. **1995:** Moved into starting role prior to fifth game of the season at weak-side linebacker... Played in all 16 games and started the final 12 contests... Finished the year with 110 tackles, 1.5 sacks, three passes defended and a fumble recovery... Also continued in role on special teams, collecting six tackles and causing a fumble... Made first start of the year at left linebacker at Seattle (10/1), making seven tackles, including his first career sack... Moved to starting right linebacker the following week and stayed in that position for the remainder of the season... Had a hand in Broncos' 27-0 win vs. Oakland (10/16) in which Denver held the Raiders without a rushing first down, a first in Broncos' history... Had team-high 11 tackles the following week vs. Kansas City (10/23)... Recorded his first career fumble recovery vs. Arizona (11/5)... Collected then-season-best 12 tackles at Philadelphia (11/12) despite injuring his thumb during the contest... Set then-career-high with 13 tackles at Kansas City (12/17). **1994:** Appeared in all 16 games as a rookie, including two early-season starts at left outside linebacker in place of injured Mike Croel... Recorded eight tackles, five of which came in a first career start at NY Jets (9/11)... Saw majority of playing time on Broncos' special teams.

COLLEGE and PERSONAL: Earned All-America and All-Southwest Conference first-team honors by several pre-draft publications as a senior strong-side linebacker at Houston... Finished fourth on squad with 81 tackles (46 solo), and had four sacks, two forced fumbles and a fumble recovery as a senior in 1993... Closed out his collegiate career by being named Defensive MVP in the Blue-Gray All-Star Game... Registered 191 tackles, 14 sacks, 14 tackles for loss, two forced fumbles and a fumble recovery during four-year career at Houston... Also competed on the Cougars' track team in 1993, finishing third in the shot put (55'0") at the SWC Indoor Championships... His top outdoor shot put mark (56'8") came at the prestigious Texas Relays later that spring... Earned three letters each in football and track at Willowridge High School in Missouri City, Texas... works closely with the Pontiac Rescue Mission in Pontiac, Mich... Participated in Lions' hospital visits program and many other charitable activities... A member of the Fellowship of Christian Athletes, Aldridge was also a two-time "Ironman" winner in the Cougars' weight room while at Houston... Father, Allen, spent time in professional football playing for the Cleveland Browns and Houston Oilers.

10

CHARLIE BATCH

Quarterback

Eastern Michigan 3rd Year

Ht: 6-2

Wt: 216

Born: 12/5/74

(D-2b in '98)

GAMES PLAYED STARTED: 1998 (12/12); 1999 (11/10) **TOTAL:** (23/22)

PRO: Third-year starting quarterback who figures to be cornerstone of Lions' franchise for years to come... With two years of substantial starting experience under his belt, is positioned as one of the NFL's up-and-coming young signal-callers... Combines a rifle arm with savvy leadership skills to galvanize the huddle when he's on the field... Besides outstanding overt physical skills, has a

BATCH'S SINGLE-GAME BESTS

PASS ATTEMPTS:	40 at Minnesota 9/20/98; vs. Denver 12/25/99
COMPLETIONS:	21 vs. San Diego 10/10/99; vs. Denver 12/25/99
COMPLETION PCT.:	84.2 vs. Green Bay 10/15/98
PASSING YARDS:	268 at Chicago 10/4/98
PASSING TD'S:	3 at Seattle 9/12/99
LONG PASS:	98ft at Chicago 10/4/98
INTERCEPTIONS:	3 vs. Arizona 11/1/98
RUSHING ATTEMPTS:	8 (three times; Last at Chicago 10/4/98)
RUSHING YARDS:	63 at Minnesota 9/20/98
LONG RUSH:	17 at Minnesota 9/20/98
RUSHING TD'S:	1 (three times; Last at Chicago 12/19/99)



PLAYER BIOGRAPHIES

demeanor that demonstrates maturity well beyond his years... Despite being relatively young, is recognized by both Lions' teammates and those in and around the organization as the unquestioned leader on the squad... Team is 6-1 in his brief career when he completes more than 60 percent of his passes in a game (exception was '99 regular season finale at Minnesota)... Knee injury suffered in non-contact voluntary workout June 5, 2000 (surgery performed June 12) will likely force him to miss training camp and pre-season... 10-12 week recovery period places his likely return close to the regular season opener on Sept. 3... Lions' traded up to make him their second of two second round picks in 1998 NFL Draft (60th overall). 1999: Progressed further in development as Lions' starting quarterback during first portion of campaign, but was hindered in second half of season with fracture at the knuckle of his right thumb... Batch was playing at a very high level as Lions got off to a 6-2 start in '99, and finished season completing 151-of-270 passes (.559) for 1,957 yards and a career-high 13 touchdowns... Started 10 games in all, including the first eight games, then the last two regular season outings as well... Originally injured his thumb vs. St. Louis (11/7) when his follow-through on a passing attempt hit Rams' DE Grant Wistrom's helmet... Was inactive third-stringer at Arizona (11/14) and did not play as second-stringer in the following four outings before re-appearing on the field during the third quarter at Chicago (12/19)... Injury improved enough for Batch to start Lions' Christmas Day game vs. Denver (12/25) and regular season finale at Minnesota (1/2) as well... In game vs. Vikings, though, he re-aggravated the thumb injury in similar fashion to the first occasion - this time knocking it against the helmet of Lions' C Eric Beverly... Was particularly sharp in game at Minnesota (17-of-24 for 160 yards) before leaving with the injury, which also forced him out of action for NFC Wild Card Playoff Game at Washington (1/8)... Began '99 by throwing the ball downfield more than in rookie season, as evidenced by his eight TD passes in season's first four games, including scoring

BATCH'S GAME-BY-GAME CAREER OFFENSIVE STATISTICS

1998 SEASON

Date	Opp.	Score	PASSING						RUSHING										
			Att.	Comp.	Yds.	Pct.	Long	TD	Int.	No.	Yds.	Avg.	Long	TD					
9/6	@ GB	L, 19-38																	
9/13	CIN	L, 28-34 (OT)																	
9/20	@ MIN	L, 6-29	40	20	160	50.0	17	0	2	8	63	7.9	17	0					
9/28	TB	W, 27-6	23	14	115	60.9	21	0	0	8	39	4.9	10	1					
10/4	@ Chi	L, 27-31	31	16	268	51.6	98t	2	0	8	58	7.3	11	0					
10/15	GB	W, 27-20	19	16	218	84.2	68t	2	0	3	17	5.7	8	0					
10/25	MIN	L, 13-34	37	20	231	54.0	33	1	1	2	8	4.0	9	0					
11/1	ARIZ	L, 15-17	17	10	71	58.8	15	0	3	1	5	5.0	5	0					
11/8	@ Phil	L, 9-10	27	14	146	51.9	30	0	0	2	6	3.0	4	0					
11/15	CHI	W, 26-3	21	16	253	76.2	30	1	0	4	5	1.3	4	0					
11/22	@ TB	W, 28-25	23	14	195	60.9	53t	2	0	2	8	4.0	9	0					
11/26	PIT	W, 19-16 (OT)	23	16	236	69.6	36	1	0	1	3	3.0	3	0					
12/6	@ Jax	L, 22-37	33	14	250	42.4	45	2	0	2	17	8.5	10	0					
12/14	@ SF	L, 13-35	9	3	35	33.3	16	0	0	0	0.0	0	0	0					
12/20	ATL	L, 17-24																	
12/27	@ Balt	L, 10-19																	
1998			303	173	2,178	57.1	98t	11	6	41	229	5.6	17	1					

1999 SEASON

Date	Opp.	Score	PASSING						RUSHING					
			Att.	Comp.	Yds.	Pct.	Long	TD	Int.	No.	Yds.	Avg.	Long	TD
9/12	@ Sea	W, 28-20	26	16	216	61.5	41t	3	1	3	-3	-1.0	-1	0
9/19	GB	W, 23-15	16	9	219	56.3	74t	2	2	3	9	3.0	9	1
9/26	@ KC	L, 21-31	34	16	213	47.1	31t	2	2	4	12	3.0	4	0
10/10	SD	L, 10-20	38	21	230	55.3	41	1	1	5	20	4.0	9	0
10/17	MIN	W, 25-23	16	9	70	56.3	12	0	0	0	0	0.0	0	0
10/24	@ Car	W, 24-9	27	16	210	59.3	27	2	1	5	13	2.6	8	0
10/31	TB	W, 20-3	19	10	128	52.6	30	0	0	5	15	3.0	7	0
11/7	STL	W, 31-27	20	10	148	50.0	42	1	0	0	0	0.0	0	0
11/14	@ Ariz	L, 19-23												
11/21	@ GB	L, 17-26												
11/25	CHI	W, 21-17												
12/5	WASH	W, 33-17												
12/12	@ TB	L, 16-23												
12/19	@ Chi	L, 10-28	10	6	95	60.0	45	0	0	1	12	12.0	12t	1
12/25	DEN	L, 7-17	40	21	267	52.5	27	1	0	2	9	4.5	11	0
1/2	@ Min	L, 17-24	24	17	161	70.8	29	1	0	0	0	0.0	0	0
1999			270	151	1,957	55.9	74t	13	7	28	87	3.1	12	2

BATCH'S CAREER OFFENSIVE STATISTICS

Year	Att.	Comp.	Yds.	Pct.	Long	TD	Int.	No.	Yds.	RUSHING		
										Avg.	Long	TD
1998	303	173	2,178	57.1	98t	11	6	41	229	5.6	17	1
1999	270	151	1,957	55.9	74t	13	7	28	87	3.1	12	2
Career	573	324	4,135	56.5	98t	24	13	70	319	4.6	17	3

- Batch's first NFL touchdown pass was a 98-yard effort to Johnnie Morton at Chicago on October 4, 1998. The bomb was the longest pass play in the NFL during the '98 season.
- Batch ended his rookie season in 1998 having thrown 136 consecutive passes without an interception, tying him with Cleveland's Bernie Kosar in 1985 for the longest streak in NFL history by a rookie.

tosses of 41, 45, 74 and 41 yards in that span... Started '99 in style, leading Lions to two consecutive wins for the first time since 1993 and completed 25-of-41 attempts for 435 yards and five touchdowns in that span... The three TD passes he threw in first half of season opener at Seattle (9/12) set a career-high and was first time a Lions' QB had done so since Scott Mitchell on 10/6/96 vs. Atlanta... Streak of 145 consecutive completions without an interception was snapped in game at Seattle as well - streak spanned more than six complete games... Go-ahead one-yard fourth quarter TD scramble vs. Green Bay (9/19) was second rushing TD of career... Set career-high with



21 completions vs. San Diego (10/10)... Also left game at halftime vs. Minnesota (10/17) with a bruised right triceps muscle, but returned the following two weeks to lead club to consecutive wins... Workmanlike outing at Carolina (10/24) in return from triceps bruise, completing 16-of-27 passes for 210 yards... Was 10-of-20 for 148 yards and a TD in game vs. St. Louis (11/7) before leaving with thumb injury... In first game-action in six weeks, gave team a spark in reserve duty at Chicago (12/19), completing six-of-10 passes for 95 yards and also scrambling for head-first 12-yard TD run... Given the starting nod vs. Denver (12/25) and tied career-high for both completions (21) and attempts (41). **1998:** Received starting nod on September 16 after serving as second-stringer for the season's first two games and started the next 12 outings... Season ended prematurely on Injured Reserve after suffering a compression fracture in his lower back at San Francisco (12/14)—missed final two games of the year... Placed on Injured Reserve on December 24 prior to season finale at Baltimore (12/27)... In 12 starts during his rookie campaign, he completed 173-of-303 attempts (.571) for 2,178 yards and 11 TD's... Also rushed for 229 yards and a TD in 41 carries... Ended '98 season having thrown 136 straight pass attempts without throwing an interception (six games), which tied him with Cleveland's Bernie Kosar (1985) for the longest such streak in NFL history by a rookie... Record-tying streak added to another he had earlier in the year of 107 consecutive passes (Games 4-7)... QB passer rating of 83.3 stands as the fourth-best mark ever by a rookie (Miami's Dan Marino, 96.0, is tops)... Besides turning the ball over very rarely, Batch was particularly effective in the red zone in 1998, completing 15-of-28 passes for 84 yards and five TD's (no INT's) for a rating of 98.8... Named NFL Offensive Rookie of the Month for October — was 52-of-87 for 717 yards and five TD's and one INT during the month for a rating of 102.6... In four nationally-televised games, he completed 62-of-86 attempts (.721) for 822 yards and four TD's... Made first career start at Minnesota (9/20), and performed admirably in hostile environment, completing 20-of-40 passes for 160 yards and two interceptions, both of which were desperation heaves at the end of each half... First win as an NFL starting QB came vs. Tampa Bay (9/28)... Included in game at Chicago (10/4) was the first TD pass of his career — a 98-yarder to Johnnie Morton — the longest touchdown pass in the NFL in 1998. Completed 16-of-31 passes for career-high 263 yards vs. Bears... Outstanding outing vs. Green Bay (10/15) saw him complete 16-of-19 passes for 218 yards and two TD's... The 84.2 percent completion rate in that game was the highest single-game mark for a rookie since 1960... Also in game vs. Packers, tied team record for most consecutive completions (11) — Dave Krieg in 1994 and Gary Danielson in 1980... With the 11 straight completions, he became the youngest NFL quarterback to do so in a game since Brett Favre in 1992 (also 23-years-old)... Sterling effort vs. Chicago (11/15), completing 16-of-21 passes for 253 yards and

TD — 76.2 percent completion rate is fifth-highest single-game mark for a rookie since 1960... Named NFC Offensive Player of the Week for outing vs. Bears... Fought back from neck strain in second quarter to finish game vs. hometown Pittsburgh (11/26) — returned to game in third quarter and completed 16-of-23 passes for 236 yards and a TD... Named as Lions' 1998 Mel Farr Rookie of the Year by teammates following the '98 season.

COLLEGE and PERSONAL: Six-year college player who left Eastern Michigan owning virtually every school passing and total offense record... Holds EMU's all-time records for total plays (1,179), total offensive yards (7,715), pass attempts (998), pass completions (579), yards passing (7,592) and touchdown passes (53)... Started every game as a senior in 1997 and set school season-records by completing 247-of-434 passes for 3,280 yards (.569) and 23 touchdowns... Among best outings in '97 was a 20-of-23 performance (.870) for 341 yards and three scores in a 45-0 win over Akron... Hit on 30-of-43 passes for a school-record 476 yards and a score vs. Western Michigan... Appeared in the first two games of '96 campaign, but season was ended prematurely due to leg injury... Completed 39-of-65 passes for 518 yards and two touchdowns in limited play that year... Recipient of the 1995 James M. "Bingo" Brown Award as a junior, given to the team's Most Valuable Player... Earned All-American Conference first-team honors... Moved into the starting lineup early in '95 campaign, finishing the season with 244 completions in 421 attempts (.580) for 3,177 yards and 21 touchdowns... Completed 28-of-40 attempts for 412 yards and three touchdowns vs. Ohio... Completed 27-of-32 passes for 354 yards vs. Kent... Appeared in first eight games of his collegiate career as a sophomore in 1994, completing 49-of-78 passes (.628) for 617 yards and seven touchdowns... In his first game for EMU, he completed six-of-11 throws for 76 yards vs. Wisconsin... Hit on all seven pass of his attempts for 68 yards and a touchdown vs. Ohio... Huge game vs. Toledo, completing 19-of-26 attempts for 308 yards and four touchdowns (tied school record)... Granted a medical hardship redshirt in 1993... Did not play under NCAA Proposition 48 rules in 1992... All-State third-team and Pittsburgh Press "Fabulous 22" pick as a senior in 1991 at Steel Valley (Homestead, Pa.) High School... Lettered three times in football and twice in basketball during high school... Received his Bachelor's degree in business in April 1997 and was working toward a Master's degree when drafted by the Lions... Established his own foundation in 2000... will begin "Best of the Batch" program in 2000 to honor students for exceptional acts in school or in their community... helps Oakland County Special Olympics with "Pay-by-Play" program where money is donated for his passing yardage... Lions' 2000 Canned Food Drive spokesman. Son of Lynn Settles... Bom Charles D'Donte Batch in Homestead, Pennsylvania.

79

ERIC BEVERLY

Center

Miami (Ohio)

Ht: 6-3

Born: 3/28/74

3rd Year

Wt: 279

(FA in '97)

GAMES PLAYED/STARTED: 1997 (0/0); 1998 (16/0); 1999 (16/2) **TOTAL:** (32/2)

PRO: Signed as an undrafted rookie free agent with Detroit on April 24, 1997... Has worked at both guard and center since arriving with the Lions, but heading into 2000 has settled in nicely at center... Also can be used in a pinch as third

- Beverly played the first three years of his collegiate career at Miami (Ohio) as a tight end.
- After spending almost his entire rookie year on Detroit's practice squad, Beverly was activated to the team's 53-man roster the day before the 1997 regular season finale on December 20, and has played in 32 straight games heading into the 2000 season.



light end in short-yardage and goal-line situations... Has made a quantum leap in performance since beginning of pro career, and has been one of the team's most judicious beneficiaries of Lions' off-season workout program... Has improved in technique and approach to game in previous three years with quick feet also serving as one of his strengths. **1999:** Served as team's backup center for second consecutive season, appearing in all 16 regular season games, while earning first two starts of his career... One of team's unsung heroes in opening day win at Seattle (9/12), holding up well in first career start (Mike Compton out with an injured knee) against one of the league's most physical interior defensive lines... Returned to backup role in Games 2-15, but saw brief action at center vs. Minnesota (10/17) with Compton shifting to tackle for a few snaps... Suffered from plantar fasciitis injury on his foot late in the season... Despite injury, received second career start in regular season finale at Minnesota (1/2), with Compton moving to left tackle for injured Ray Roberts... Re-aggravated the condition in that contest, however, forcing him inactive for NFL Wild Card Playoff Game at Washington (1/8). **1998:** Saw first game-action of career by appearing in all 16 games for the Lions... Did not see playing time during '98 as one of five core offensive linemen, but

was a staple on special teams units and short-yardage formations... In the first portion of the season, was also used as third tight end along the goal-line. **1997:** Spent majority of rookie campaign on team's practice squad... Signed to active roster on December 20... Dressed, but did not play in club's regular season finale vs. New York Jets (12/21), and was inactive for Detroit's NFC Wild Card Playoff Game at Tampa Bay (12/28).

COLLEGE and PERSONAL: Four-year letterwinner at Miami (Ohio)... Played the first three years of college ball at tight end before shifting to tackle for senior campaign in 1996... Started all 11 games in '96 along offensive line (nine at right tackle and two games at left tackle)... Was voted a tri-captain as a senior as well... Caught six balls for 51 yards during first three years while playing tight end... Started all 11 games there as a junior in 1995 and six games in 1993 as a redshirt freshman... Sat out most of sophomore year (1994) due to injury... Redshirted in 1992... All-area tight end selection at Bedford Heights (Ohio) High School... Active in Lions' hospital visits program and many other charitable activities... Born Eric Raymonde Beverly in Cleveland, Ohio.

65

KERLIN BLAISE

Guard

Miami (Fla.)

Ht: 6-5

Born: 12/25/74

3rd Year

Wt: 306

(FA in '98)

GAMES PLAYED/STARTED: 1998 (0/0); 1999 (16/4) [1/0] TOTAL: (16/4) [1/0]

PRO: Third-year interior lineman who serves a valuable backup role among Lions' offensive linemen... Did not see any game-action as a rookie in 1998, moving on and off the team's practice squad, but played in all 16 games in 1999, including the first four starts of his NFL career (left guard)...

Coaches like his toughness and hard-driving demeanor on the field... Originally signed by Detroit as an undrafted rookie free agent on April 24, 1998. **1999:** In second year with club, was member of 53-man roster for the entire season... Saw action in all 16 games, mostly on special teams... First extensive game-action came vs. Green Bay (9/19) at left guard when he entered the lineup after starter Tony Semple had dislocated his elbow... Started at that spot for the next four games, and played a steady role along the offensive line... Returned to reserve role once Semple returned to action vs. Tampa Bay (10/31)... Saw special teams time in Lions' NFC Wild Card Playoff Game at Washington (1/8). **1998:** Ended rookie season on Injured Reserve on December 1 after suffering knee injury in practice on November 25... Released on August 30 by club after playing with Detroit in training camp and preseason, but was signed to practice squad on September 1... Spent first seven weeks of the season on Lions' practice squad before being signed to active roster on October 27 -- inactive for all five games spent on active roster... Began playing guard upon arriving in Detroit for off-season minicamps after playing tackle in college.

- Blaise attended the same high school (Maynard Evans H.S. in Orlando, Florida) as current NFL players Kenard Lang (defensive end with Washington), Leon Searcy (Jacksonville right tackle) and former Tampa Bay WR Horace Copeland.
- As a senior at Miami (Fla.) in 1997, Blaise helped clear paths for 1999 NFL Offensive Rookie of the Year, Edgerin James, who now stars for the Indianapolis Colts.



COLLEGE and PERSONAL: Three-year starter (32 starts in career) at tackle while at Miami (Fla.) — on the right side as a senior in 1997 and at left tackle in 1995-96... Played in Blue-Gray All-Star Game in December 1997... Football News first-team All-Big East selection as a senior... Named second-team All-Big East by conference coaches in '97 as well... Started all 11 games in '97 at right tackle... Big part of Hurricanes gaining over 300 yards rushing in three consecutive games during '97 campaign... Started 11 games at left tackle in '96, and 10 contests there in '95... Saw action in reserve capacity at both guard and tackle as a redshirt freshman in 1994... Second-team all-state pick as a prep senior in 1993 at Maynard Evans (Orlando, Fla.) High School... First-team all Central Florida and All-County that year as well... Member of Blue Chip Illustrated's Dream Team as a high school senior in addition to one of Dallas Morning News' Top 100 players in the nation... Active in Lions' hospital visits program and many other charitable activities... Attended same high school as current NFL players Kenard Lang, (defensive end with Washington), Leon Searcy (Jacksonville right tackle) and former Tampa Bay WR Horace Copeland... Wife's name is Lanee.



57

STEPHEN BOYD

Linebacker

Boston College

6th Year

Ht: 6-0

Wt: 247

Born: 8/22/72

(D-5a in '95)



GAMES PLAYED/STARTED: 1995 (16/0) [1/0]; 1996 (8/5); 1997 (16/16) [1/1]; 1998 (13/13); 1999 (14/14) [1/1] **TOTAL:** (67/48) [3/2]

PRO: Intense wrap-up tackler who plays with a "search and destroy" attitude from the middle linebacker spot... Is at the top of his game at this point of his career ranking as one of the league's most productive defensive players and is in an elite class among linebackers... Was rewarded following 1999 campaign with his first career Pro Bowl trip after being chosen as first-alternate the previous season (was not available to play in '99 game due to injury)... Especially adept at shedding blocks and curling under oncoming traffic to make tackles...

BOYD'S SINGLE-GAME BESTS

TACKLES:	19 (three times; Last vs. Denver 12/25/99)
SACKS:	1 (five times; Last vs. Pittsburgh 11/26/98)
INTERCEPTIONS:	1 vs. Atlanta 8/31/97; vs. Washington 12/5/99
INTERCEPTION RETURN:	18 vs. Washington 12/5/99
FUMBLES RECOVERED:	3 at Chicago 10/4/98
FUMBLES FORCED:	2 at Chicago 10/4/98
PASSES DEFENDED:	2 (three times; Last at Seattle 9/12/99)

As his career has progressed, has also become one of the squad's vocal leaders among teammates on and off the field... Has enjoyed three of the most prolific defensive campaigns (536 tackles) ever by a Lion defender in 1997-99 and will be one of squad's cornerstones for many years to come... Has been in double-digits in tackles in 37-of-43 games in which he has played in the past three seasons... His 573 career tackles ranks seventh on Lions' all-time chart entering 2000, with 81 stops needed to move into sixth-place... Originally became starter at "will" linebacker at beginning of 1996, but had season cut short with severe groin and abdominal pull... Resumed in starting role in 1997 at middle linebacker and produced second-highest seasonal tackle total in team history (192 tackles)... Steps up to fill the holes forcefully at the line of scrimmage and can also cover tight ends or backs in pass coverage... Contributed mostly on special teams during rookie campaign in 1995... The first of Detroit's three fifth-round selections in the '95 draft (141st pick overall). **1999:** Enjoyed third consecutive outstanding season as Lions' starting middle linebacker... Led team in tackles for third straight season with 188 stops, which ranks third on team's all-time seasonal list... Named to first NFC Pro Bowl roster of his career... Named first-team All-NFC by Football News... Among other '99 honors was being named to All-Madden Team... Led Lions in tackles in 13 of 14 regular season games played in '99... Was in double-digits in all 14 games in which he played in '99... Tied career-high with second and third 19-tackle outbursts of his career at Green Bay (11/14) and vs. Denver (12/25)... The three 19-tackle games tie him for second on the team's all-time single-game tackles list, trailing only Paul Naumoff's 21 stops vs. Cleveland on November 9, 1975... In addition to 10 stops, tied career-high with two passes defended in season opener at Seattle (9/12)... Inactive vs. Minnesota (10/17) and at Carolina (10/24) due to a plantar fasciitis injury suffered vs. San Diego (10/10)... Returned to action vs. Tampa Bay (10/31) with 15-tackle effort... Recorded second career interception (18-yard return) vs. Washington (12/5), in addition to posting 16 tackles... Recorded 18 stops and returned his first post-season interception five yards in NFC Wild Card Playoff Game at Washington (1/8). **1998:** Second consecutive workmanlike season as team's starting middle linebacker... Led team with 156

tackles despite missing three games with a shoulder injury... Named by teammates as the 1998 Lem Barney Defensive MVP and was voted as a first alternate at middle linebacker on the NFC's Pro Bowl squad — would have played in game had he not been recovering from shoulder injury... Named as NFC Defensive Player of the Month for November, in which he recorded 56 tackles and two sacks in four games... Four sacks in '98 were a career-high — had one sack in his first three years in the league... Lingering shoulder injury late in the season hindered his play and landed him on Injured Reserve on December 23... Was in double-digits in tackles in 11 of the 13 games he played in '98, including two outings of 17 tackles apiece... Club's leading tackler in 12 of the 13 games in which he appeared... Besides missing the final two outings of the year, he also was inactive at Tampa Bay (11/22)... Had perhaps his best game of the season at Chicago (10/4) when he was in on five turnovers (recovered three fumbles and forced two others) to go with 17 tackles and a sack — sack caused one of the fumbles... Other game in which he collected 17 tackles in '98 was at Philadelphia (11/8)... Returned from one-game absence (shoulder) vs. Pittsburgh with 14-tackle performance, which also included his fourth sack of the year and third forced fumble. **1997:** Started every game at middle linebacker and established himself as one of the league's most productive young linebackers... Enjoyed an outstanding season, leading team with 192 tackles, the second-highest seasonal total in Lions' history (Chris Spielman with 195 in 1994)... Named to USA Today's "All-Joe" team (unsung players around the league)... Also made all of the defensive calls in the huddle... Recorded double digits in tackles in 10 regular season games and either shared or owned team lead in tackles in 12 of 16 regular season contests... Named NFC Defensive Player of the Week for his performance in the season opener vs. Atlanta (8/31) when he scored his first career TD (42-yard fumble recovery), and set up the game-winning TD with his first career interception. Also led team with 15 tackles vs. Falcons... Tied for team-high with 11 tackles at Tampa Bay (10/12), playing key role in run defense that held the Buccaneers to only 72 rushing yards... Exploded for a career-high 19 tackles at Washington (11/9) — total was second-highest single-game performance in team history, trailing only Paul Naumoff's 21 stops vs. Cleveland on November 9, 1975... Ended regular season with string of seven games in eight tries in double digits... Paced team with nine tackles in NFC Wild Card Playoff Game at Tampa Bay (12/28). **1996:**

PLAYER BIOGRAPHIES

Became integral part of defense as early part of the year wore on, but progress was cut short in October due to a severe pull in his abdomen and groin, which eventually landed him on Injured Reserve... Started five of team's first six games in '96... Played sparingly in two appearances after injury... Was fourth on team in tackles (36) at time of injury... Also chipped in with five special teams tackles on the year... One of Lions' most productive defensive packages was "Nickel Boyd", in which Boyd was in middle and Bernie Blades stepped up as additional run-stopping linebacker... After playing reserve role in season opener at Minnesota (9/1) with two tackles, he started the next five games at weak-side linebacker... Made first career start vs. Tampa Bay (9/8) finishing with two tackles... Played well at Philadelphia the following week (9/15) with then-career-high eight stops and a pass deflected... Set another then-career-high the next week vs. Chicago (9/22) with ten tackles... Tallied three tackles vs. Atlanta (10/6), but suffered injured groin and abdomen in the process, forcing him inactive the following week at Oakland (10/13)... Came back to play reserve role vs. New York Giants (10/27), but aggravated injury... Inactive for six of the next seven games with only action coming vs. Kansas City (11/28), but again aggravated his injury... Was placed on Injured Reserve (12/17) prior to season finale at San Francisco (12/23). **1995:** Spent rookie campaign as valuable member of special teams units as well as learning the system backing up Pro Bowl linebacker Chris Spielman... Received a lot of playing time at middle linebacker in preseason, registering 17 tackles, which ranked third on the squad... Notched 11 tackles on special teams during the regular season, fourth-best on team... Played in all 16 games, mostly on special teams... Made his first career defensive tackle and quarterback sack (for 13 yards) vs. Jacksonville (12/17)... Collected two special teams tackles on three occasions: vs. Cleveland (10/8), at Atlanta (11/5) and vs. Chicago (12/5)... Had one special teams tackle in NFC Wild Card Playoff Game at Philadelphia (12/30).

COLLEGE and PERSONAL: First-team All-American selection by The Poor Man's Guide to the NFL Draft & Football News following senior season... All-Big East Conference and All-Eastern College Athletic Conference first-team choice as senior... Led the team with

BOYD'S DEFENSIVE STATISTICS

1999 Date	Opp.	TACKLES			Sacks No/Yds	Int's No/Yds	Passes Def.	Fumbles Rec./For.	Spec. Teams Tackles
		Total	Solo	Asst.					
9/12	@ Sea	10	5	5	0/0	0/0	2	0/0	0
9/19	GB	15	7	8	0/0	0/0	0	0/0	0
9/26	@ KC	12	7	5	0/0	0/0	0	0/0	0
10/10	SD	14	7	7	0/0	0/0	1	0/1	0
10/17	MIN	INACTIVE — INJURY							
10/24	@ Car	INACTIVE — INJURY							
10/31	TB	15	11	4	0/0	0/0	0	0/0	0
11/7	STL	10	7	3	0/0	0/0	0	0/0	0
11/14	@ Ariz	11	8	3	0/0	0/0	0	0/0	0
11/21	@ GB	19	11	8	0/0	0/0	0	0/0	0
11/25	CHI	12	7	5	0/0	0/0	1	0/0	0
12/5	WASH	16	10	6	0/0	1/18	0	0/1	0
12/12	@ TB	14	10	4	0/0	0/0	0	0/0	0
12/19	@ Chi	11	5	6	0/0	0/0	0	0/0	0
12/25	DEN	19	11	8	0/0	0/0	0	0/0	0
1/2	@ Min	10	8	2	0/0	0/0	0	0/0	0
1999		188	114	74	0/0	1/18	4	0/2	0
1995		1	1	0	1/13	0/0	0	0/0	11
1996		36	25	11	0/0	0/0	3	0/0	5
1997		192	123	69	0/0	1/4	2	1/1	0
1998		156	113	43	4/23	0/0	6	3/3	0
Career		573	376	197	5/36	2/22	15	4/6	16

- Boyd made his first career Pro Bowl appearance following the 1999 season after serving as the NFC's first alternate the previous season.
- Boyd's team-high 192 tackles in 1997 was only three short of tying the Lions' all-time single-season mark for most tackles, currently held by Chris Spielman (195) in 1994. He has led the Lions in tackles in each of the past three seasons, with 536 tackles in that span.

130 tackles (88 solos) in 1994 and registered seven sacks for 50 yards... Also collected 19 tackles for loss for 34 yards as a senior... Recipient of the Bulger Love Award as a junior, given to the best collegiate defensive player in New England... Started 10 games at weak-side inside linebacker as a junior, setting a school season record with 161 tackles (84 solos)... Sophomore All-American first-team selection by Football News, finishing second on the team with 133 tackles (68 solos)... Two-time All-Long Island, All-Suburban and All-State selection at Valley Stream (N.Y.) High... Recipient of the Newsday-Thorpe Award, given to the Most Outstanding Player in Nassau County... USA All-American honorable mention and named Metro Player of the Year by the New York Daily News... Recorded 153 tackles (90 solos) with three fumble recoveries as a high school senior... Also scored three times as a linebacker and rushed for 576 yards on 104 carries as a fullback in his final prep season... All-League choice and team captain in lacrosse in high school, performing as a laxman... Earned his degree from Boston College in human development... Participates in Lions' school assembly program and is active with his hometown and local charities, including the Wayne McLoughlin Scholarship Fund and The Jay Fund... In 1999, he donated \$57 for every tackle to Detroit Lions Charities... Born Stephen Gerard Boyd in Valley Stream, New York.



76

BARRETT BROOKS

Tackle

Kansas State

Ht: 6-4

Born: 5/5/72

6th Year

Wt: 320

(UFA in '99-Phil.)



GAMES PLAYED/STARTED: 1995 (16/16) [2/2]; 1996 (16/15) [1/1]; 1997 (16/14); 1998 (16/1); 1999 (16/12) [1/1] **TOTAL:** (80/58) [4/4]

PRO: Signed with Detroit as an unrestricted free agent on April 12, 1999... Played the first four years of his NFL career with the Philadelphia Eagles...

Versatile and dependable veteran who enters 2000 having played in 80 consecutive regular season games to begin his NFL career... Has also played in four post-season games as a pro (all starts)... Started the majority of games for the Eagles at tackle in 1995-97 and served as the team's third tackle in 1998... Is comfortable playing both tackle spots... Prior to each of his first two seasons, he began training camp as the second-stringer at his respective position, only to emerge for the regular season as the starter... By starting at left tackle in 1995-96, he became the first player to start at that position in consecutive seasons since Matt Darwin did so in 1989-90... Ended his tenure in Philadelphia having played in 64 consecutive games to start his NFL career, tying him with punter Tommy Hutton for the longest such streak on the Eagles' roster... Eagles' second of two second round picks in the 1995 NFL Draft (58th overall). **1999:** Valuable veteran free agent signee prior to '99 campaign... Originally slated to serve as backup along line, but ended season having stabilized the right tackle spot, at which he started the final 12 games of the season, in addition to NFC Wild Card Playoff Game at Washington (1/8)... Singled out in particular for strong play vs. Tampa Bay (10/31) and vs. Washington (12/5)... 1999 was the fifth straight season in which he played in all 16 games to begin his career... Versatile performer who saw sizable amount of reps at both tackle spots in '99 in practice, in addition to time at guard in mini-camps and training camp. **1998:** Played in all 16 games for the fourth consecutive season... With the Eagles drafting Tra Thomas in the first round the previous April, Brooks was relegated to reserve duty as the club's third tackle... Lone start of '98 came at Green Bay (11/29) in place of Richard Cooper... Saw most of his game-action during '98 on special teams... Played nearly the entire second half at right tackle vs. Kansas City (9/27) with Cooper suffering from cramps... Also saw time at right tackle vs. Dallas (11/2) and vs. St. Louis (12/3). **1997:** Switched sides to start 14 games at right tackle (played in all 16 contests)... Began preseason on the left side before giving way to Jermaine Mayberry, but inherited starting right tackle spot prior to the second regular season game... Started the next 14 games there, but sat out season finale at Washington (12/21) with a sore ankle. **1996:**

- Brooks was the starting left tackle for the Philadelphia Eagles in their 1995 NFC Wild Card Playoff Game vs. the Lions.
- Brooks enters the 2000 season having played in 80 consecutive regular season games to begin his NFL career.

Once again, was the Eagles' starter at left tackle, fighting off both newcomer Steve Wallace and '96 first round draft pick Mayberry in training camp to retain the starting nod... Spent some time at right tackle during preseason with projected starting right tackle Richard Cooper out with a knee injury... Moved back to left tackle prior to the start of the regular season after Wallace had been released... Started 15 of the team's 16 regular season games at left tackle (and NFC Wild Card Playoff Game), including the season's first 14 contests... Did not start at N.Y. Jets (12/15), but played the second half in relief of Mayberry... Returned to starting lineup vs. Arizona (12/22) and held 1996 NFL Defensive Rookie of the Year Simeon Rice without a sack. **1995:** Started all 16 regular season games, and two playoff games, at left tackle during his rookie campaign... Moved into starting spot at left tackle after Bernard Williams was suspended by the league for the first six games of the season due to a violation of the league's substance abuse policy... More than held his own against many of the league's top pass rushers, including St. Louis' Sean Gilbert and Dallas' Charles Haley in back-to-back mid-season games.

COLLEGE and PERSONAL: Starter in his last three years at Kansas State (1992-94) at left tackle (33 games)... Mainstay on offensive line which led the Big Eight in passing offense in '94... Protected the blindside for former Kansas State honorable mention All-American QB Chad May, as well as clearing paths for the school's all-time leading rusher, J.J. Smith... Named first-team All-Big Eight as a senior in '94... Honorable mention All-State pick in football at McCluer North (Florissant, Mo.) High School as a prep senior... Also lettered in basketball in high school... Participates in Lions' school assembly and hospital visits programs, in addition to various other community activities... Majored in Arts and Sciences at Kansas State... He and his wife, Sonji, have two sons — Romei (9/5/91) and Daved (8/13/97).

44

CORWIN BROWN

Safety

Michigan

Ht: 6-1

Born: 4/25/70

8th Year

Wt: 205

(FA in '99)



GAMES PLAYED/STARTED: 1993 (15/12); 1994 (16/0) [1/0]; 1995 (16/2) [3/0]; 1996 (14/0); 1997 (16/0); 1998 (16/1) [2/2]; 1999 (13/1) [1/0] **TOTAL:** (106/16) [7/2]

PRO: Veteran defensive back signed by the Lions as a free agent on October 4, 1999 who made an immediate and valuable impact on team's special teams efforts and in defensive secondary... Heady player who always is one step ahead of opponents and someone who has developed reputation as one of the league's most productive special teams players... Has registered 86 special teams tackles in his NFL career, including a career-high 16 stops in 1994 while with the New England Patriots... Has been in double-digits in special teams tackles in each of his past six pro campaigns (every year except in 1993 as a rookie)... Lions are his third NFL team - playing in New England for four years

BROWN'S SINGLE-GAME BESTS

TACKLES: 12 vs. Buffalo 11/7/93
INTERCEPTIONS: 1 at Kansas City 11/1/98
BLOCKED FIELD GOALS: 1 vs. Oakland 9/21/97
BLOCKED PUNTS: 1 at New England 9/14/97
FUMBLE RETURN: 42t at San Diego 12/1/96
PASSES DEFENDED: 4 at Tennessee 11/28/98

BROWN'S DEFENSIVE STATISTICS

Year	TACKLES			Sacks Asst. No/Yds	Int's No/Yds	Passes Def.	Fumbles Rec./For.	Spec. Teams Tackles
	Total	Solo	Asst.					
1993 (NE)	56	33	23	0/0	0/0	8	1/0	3
1994 (NE)	13	9	4	0/0	0/0	0	0/0	16
1995 (NE)	20	19	1	0/0	0/0	1	0/0	12
1996 (NE)	12	10	2	0/0	0/0	4	0/0	13
1997 (NYJ)	18	14	4	0/0	0/0	3	0/1	13
1998 (NYJ)	19	16	3	0/0	1/0	7	1/1	14
1999 (Det.)	12	10	2	0/0	0/0	0	0/0	15
Career	150	111	39	0/0	1/0	23	2/2	86

- Brown was an All-Big Ten safety at Michigan where he played in three Rose Bowls under current Lions' assistant head coach/linebackers coach Gary Moeller.
- Among Brown's teammates at Julian High School in Chicago was Denver Broncos' FB Howard Griffith.

(1993-96) before signing with the New York Jets, where he stayed from 1997-98... Has served predominantly as a reserve on defense during NFL career, but did start the final 12 games of his rookie campaign in 1993 at strong safety... Has registered 150 tackles on defense in his NFL career, has knocked down 23 passes and notched his lone pro interception in 1998 while with the Jets... The second of two fourth round selections of the Patriots in the 1993 NFL Draft (110th overall). **1999:** Was valuable asset after arriving in Detroit - signed October 4 after being released previously by the Jets... Became immediate contributor on all of Lions' special teams units and finished the season with 15 tackles, which tied him for third on the roster... Also became a bigger factor in team's defensive secondary as season progressed, garnering 12 stops on the year... Season-high three special teams stops both vs. Minnesota (10/17) and St. Louis (11/7)... Played in 100th career game at Green Bay (11/21)... First start as a Lion came vs. Chicago (11/25) in place of sus-

pending Mark Carrier (three tackles)... Season-high four tackles on defense vs. Denver (12/25)... Made three tackles and his second career playoff interception in Lions' NFC Wild Card Playoff Game at Washington (1/8). **1998:** Saw action in all 16 games for the Jets, but started both the regular season finale vs. New England (12/27) and both Jets' playoff contests at free safety... Finished the season with 19 tackles and his first career interception... Played mostly in nickel and dime situations on defense, in addition to comprising role as one of squad's most dependable special teams performers... Forced a fumble vs. Miami (10/4)... Season-high four special teams tackles in Monday Night game at New England (10/19)... Lone interception came on an Elvis Grbac attempt at Kansas City (11/1) which was intended for Derrick Alexander (both players were teammates at Michigan with Brown)... Notched career-high four passes defensed at Tennessee (11/22) and also recovered a Frank Wycheck fumble and returned it 10 yards... Recorded first post-season



interception of career in AFC Divisional Playoff Game vs. Jacksonville (1/10) and returned the Mark Brunell offering 40 yards to set up a Jets' touchdown... Administered crushing blow to Broncos' TE Shannon Sharpe in AFC Championship Game at Denver (1/17), which broke up a potential touchdown. **1997:** Signed with Jets on August 25 after the Patriots had waived him the previous day... Appeared in all 16 games as a reserve and on special teams... AFC players voted him as the first alternate for the 1998 Pro Bowl contest... Used extensively in dime package down the stretch of the season—recorded 18 tackles, three passes defended and forced a fumble on the year... Blocked a Tom Tupa punt at New England (9/14), setting up a Jets' touchdown—it was the first punt Tupa had blocked in his NFL career... Named AFC Special Teams Player of the Week for his performance vs. Oakland (9/21)... In that game, he blocked a 35-yard field goal effort with the Raiders leading 22-16 midway through the fourth quarter—the ball was picked up by Jets' CB Ray Mickens and returned 72 yards for the game-clinching touchdown... Also had a 26-yard reception on a fake field goal in the third quarter on a fourth-and-11, which set up a Jet' field goal... Forced fumble on defense came at Chicago (11/16). **1996:** Played in 14 regular season games for New England, as well as three post-season games, including Super Bowl XXXI... Had 12 tackles and four passes defended in reserve role on defense and 13 special teams stops... Scored lone career touchdown at San Diego (12/1) by returning a recovered fumble 42 yards for the score... Had his 50-game consecutive games played streak snapped when he missed games at Indianapolis (10/20) and vs. Buffalo (10/27)... Season-high five tackles on defense in Patriots' AFC Divisional Playoff Game vs. Pittsburgh (1/5). **1995:** Played in all 16 regular season games for the second consecutive season, including two starts... Recorded 20 tackles, one pass defended and 12 special teams tackles on the year... Starts came at Kansas City (10/15) and vs. Buffalo (10/23). **1994:** Played in all 16 regular season contests, in addition to AFC Wild Card Playoff Game at Cleveland (1/1)... Led team with career-

high 16 special teams tackles and also forced fumble on special teams. **1993:** Appeared in 15 games as a rookie, including starting the season's final 12 games at strong safety... Tops on squad among rookies with career-high 56 tackles, in addition to eight passes defended... Started his first NFL game at Phoenix (10/10) and had five stops... Made career-high 12 tackles vs. Buffalo (11/7).

COLLEGE and PERSONAL: First-team All-Big Ten selection at Michigan as a senior in 1992, who played in three Rose Bowls for the Wolverines (1990, 1992-93) under Lions' assistant head coach/LB coach Gary Moeller... Standout senior season at Michigan in '92, finishing second on squad with 82 tackles, as well as five passes defended and an interception... Big outing as a senior vs. Notre Dame when he had 11 tackles, a forced fumble, a blocked field goal and a game-saving pass deflection... Second-team All-Big Ten as a junior in 1991—started every game and tallied 71 tackles... Played free safety as a sophomore in 1990 and made 28 tackles, recovered a fumble, broke up four passes and had an interception... Played cornerback (reserve) and served on special teams as a freshman in 1989... Intends to become a coach when his playing career is over—worked with Jets' coaches and scouts at the 1998 NFL Scouting Combine and served as a volunteer coach at Boston University in 1996... All-state prep player at Julian (Chicago, Ill.) High School, where he was coached by his father, Albert (assistant)... His father turned down the chance at a professional baseball career due to a fear of flying—he took the train to all three Rose Bowl appearances his son made while at Michigan... Also lettered in track and field while in high school... Both parents taught in the Chicago Public School system and are now retired... English major at Michigan who has done work toward at MBA... Younger sister, Cheryl Monique, is an engineer with Ford Motor Company in Chicago... He and wife, Melissa, have a son, Corwin Jr (8/2/97) and a daughter, Tayla (11/20/99).

39

LAMAR CAMPBELL

Cornerback

Wisconsin

Ht: 5-11

Born: 8/29/76

3rd Year

Wt: 182

(FA in '98)



GAMES PLAYED/STARTED: 1998 (12/0); 1999 (15/2) [1/0] **TOTAL:** (27/2) [1/0]

PRO: Undrafted rookie free agent who signed with Lions on April 24, 1998... Since arriving in Detroit, has impressed with straight-line speed, good technique in secondary and extreme toughness on special

- Campbell has been one of the team's most productive special teams players in his two years with the Lions, posting 32 tackles in that span.
- Campbell intercepted a career-high two passes as a senior against Boise State.

teams... Played sparingly on defense in rookie year, but became more active member of secondary during his second year in the NFL in 1999. **1999:** Second-year backup defensive back who played in 15 regular season games, in addition to seeing action in Lions' NFC Wild Card Playoff Game at Washington (1/8)... Started season solely in special teams role, but playing time as nickel and dime back began to increase as season wore on... Finished season with 23 tackles and two passes defended... Also was one of squad's most productive special teams players, tying for third on club with 15 stops... Included in game-action in '99 were the first two starts of his NFL career (five and six-defensive back sets) vs. Chicago (11/25) and at Chicago (12/19)... Had career-high five tackles in home game vs. Bears on Thanksgiving Day... Only game missed in '99 was at Arizona (11/14) when he dressed, but did not play due to a shoulder injury. **1998:** Made 53-man squad coming out of training camp (one of two undrafted free agents) and blossomed into one of squad's most effective special teams defenders (17 tackles tied for sixth on club) during rookie campaign... Saw lone action on defense (one tackle) in season finale at Baltimore (12/27)... After being inactive for first three games of rookie campaign, he saw first game-action of NFL career at Tampa Bay (9/28) as gunner on punt and kickoff coverage and gave squads a spark with team-high three tackles... Among two special teams tackles at Tampa Bay (11/22) was a crunching blow to Bucs' Jacquez Green... Made big play vs. Pittsburgh (11/26), causing a fumble on a kickoff return in which Steelers' returners were in the midst of setting up a reverse... Inactive at Jacksonville (12/6) with a sore foot.

COLLEGE and PERSONAL: Played predominantly at cornerback in college, starting 24 games during his career (23 at corner)... Participated in 1996 Hula Bowl... Finished collegiate career ranked fifth in school history with 21 passes broken up, and tied for ninth with eight interceptions... One of four players on 1997 squad who had started games in each of the past three seasons... Collected 55 tackles, team-high three interceptions and seven passes broken up as a senior in '97... Was Badgers' only defensive back to start all 12 games that year... Started the '97 season opener at free safety, but moved back to cornerback for remainder of the year... Career-high 10 tackles vs. San Diego State in '97... Only multi-interception game came as a senior vs. Boise State (two)... Career-bests in tackles (63), interceptions (four) and passes broken up (team-high 12) in 1996 as a junior (eight starts)... 12 PBU's in '96 tied for second-most in a single-season in school history (Troy Vincent with 13)... Started opening two games of 1995 campaign before an injury relegated him to backup duty once he returned in mid-season... Played in 12 games as a freshman in 1994... Started in the 1995 Hall of Fame Bowl vs. Duke and recorded five tackles and an interception... All-Catholic-League and All-Area pick in 1993 as a prep senior in Chester, Pa... Played in Pennsylvania's "Big 33" all-star game in '93 as well... Also was an all-state prep performer in track and field... Recipient of Principal's Award for academics in high school... Active in many of Lions' community activities.



8

STONEY CASE

Quarterback

New Mexico

Ht: 6-1

Born: 7/7/72

6th Year

Wt: 210

(UFA in '00 - Balt.)



GAMES PLAYED STARTED: 1995 (2/0); 1996 (0/0); 1997 (2/1); 1998 (0/0); 1999 (10/4) TOTAL: (14/5)

PRO: Veteran signal-caller signed by Lions on June 13, 2000 to provide depth at quarterback... Had previously spent time with three teams in five-year NFL career - his first four pro seasons with the Arizona Cardinals (1995-98) and splitting time with the Indianapolis Colts and Baltimore Ravens in 1999... His best statistical season coming in '99, with 77 completions in 170 attempts for 988 yards... After playing with the Cardinals through '98, he signed as an unrestricted free agent with Indianapolis on March 8, 1999... Spent time with Colts during '99 off-season and training camp, but had his contract terminated on August 11, 1999... Was signed by the Ravens six days later, where he played in a career-high 10 games (four starts) during '99 campaign... Originally a third round selection of the Cardinals in the 1995 NFL Draft (60th overall). 1999: Started the season with the Indianapolis Colts (signed 3/8/99), but was released on August 11... Signed with Baltimore six days later and went on to appear in career-high 10 games and record four starts... Set seasonal career-highs in all passing categories (77-of-170 for 988 yards and three touchdowns)... His three rushing touchdowns tied for second-most by a quarterback in the NFL... Dressed, but did not play as backup to Scott Mitchell in season opener at St. Louis (9/12)... Replaced Mitchell during third quarter vs. Pittsburgh (9/19) and almost rallied team to victory with seven-of-15 effort for 130 yards and a TD... Started the next four games (2-2 record)... Baltimore won his first two starts - vs. Cleveland (9/26) and at Atlanta (10/3) in overtime when he completed a career-long 54-yard TD strike to Justin Armour for the game-winner... Was 12-of-25 for 165 yards, and 13-of-27 for 192 yards and a career-high two scores in those games, respectively... Was replaced by Tony Banks as starter vs. Buffalo (10/31) and saw action in five games as a reserve during the remainder of the season. 1996: Was inactive for all 16 regular season games and both of Arizona's playoff outings... Third-stringer behind Jake Plummer and Kent Graham. 1997: Played in two games, earning his first career pro start at Philadelphia (10/19) and seeing reserve duty vs. N.Y. Giants (10/12)... Entered game with Giants after starter Kent Graham had been injured, and completed 18-of-33 passes for 222 yards... Started the following week and completed 11-of-22 passes for 94 yards... Was relieved in that game by Jake Plummer, who started the rest of the year... 1996: Did not see any game-action in second pro season as third-stringer behind Boomer Esiason and Kent

CASE'S SINGLE-GAME BESTS

PASS ATTEMPTS:	37 at Tennessee 10/10/99; vs. Kansas City 10/21/99
COMPLETIONS:	18 vs. N.Y. Giants 10/27/97
PASSING YARDS:	222 vs. N.Y. Giants 10/27/97
PASSING TD'S:	2 at Atlanta 10/3/99
LONG PASS:	54t at Atlanta 10/3/99
RUSHING ATTEMPTS:	11 vs. Cleveland 9/26/99
RUSHING YARDS:	57 vs. Cleveland 9/26/99
LONG RUSH:	28 vs. Cleveland 9/26/99
RUSHING TD'S:	2 vs. Cleveland 9/26/99

CASE'S CAREER OFFENSIVE STATISTICS

Year	Att.	Comp.	PASSING					RUSHING				
			Yds.	Pct.	Long	TD	Int.	No.	Yds.	Avg.	Long	TD
1995 (Ariz)	2	1	19	50.0	10	0	1	1	4	4.0	4	0
1996 (Ariz.)	DID NOT PLAY											
1997 (Ariz.)	55	29	316	52.7	30	0	2	7	8	1.1	3	1
1998 (Ariz.)	INACTIVE											
1999 (Balt.)	170	77	988	45.3	54t	3	8	36	141	3.9	28	3
Career	227	107	1,323	47.1	54t	3	11	44	153	3.5	28	4

- One of Case's favorite targets at New Mexico in 1993-94 was Lions' Pro Bowl tight end David Sloan.
- Case's mother, Sharon, chose his unique first name after her favorite television actor of the 1980s, Stoney B.

Graham... Was inactive for Cardinals' first 13 games, and dressed, but did not play in team's final three contests. 1995: Saw reserve duty in two games as a rookie, completing one of his two pass attempts for 19 yards... Two games in which he appeared were vs. Philadelphia (9/10) and vs. N.Y. Giants (11/30), with his statistics coming from the game with the Giants.

COLLEGE and PERSONAL: Four-year starter during prolific career at New Mexico... In 42 career games, he completed 677-of-1,237 attempts for 67 touchdowns and 389 interceptions, in addition to 1,191 rushing yards... Became the only player in NCAA Division I-A history to post 8,000 career passing yards and 1,000 career rushing yards... Was responsible for 98 touchdowns (67 passing, 31 rushing), which ranks second in NCAA Division I-A history, trailing only Ty Delmer's 135... Was 233-of-409 for 3,117 yards and 22 touchdowns and 12 interceptions as a senior in 1994, in addition to 532 rushing yards... Only player in the nation to rank in the top 25 in total offense (19th) and scoring (23rd) in '94... Completed 177-of-304 attempts for 2,490 yards and 17 touchdowns and eight interceptions as a junior in 1993... Was 164-of-308 for 2,289 yards and 18 touchdowns and 13 interceptions as a sophomore in 1992... Totaled 103 completions in 216 attempts for 1,564 yards and 10 touchdowns as a freshman in 1991... Holds degree in biology from New Mexico... Earned all-state honors at Permian (Tex.) High School, leading his team to Class 5-A title, compiling a 16-0 record in his final campaign... The school was the top-rated prep squad in the nation by ESPN and second by USA Today... Led team to Texas state playoffs three straight years, amassing a 41-5 record in that span... Spent the summer of 1994 at New Mexico's medical center doing research for Reye's Syndrome.

81

PETE CHRYPLEWICZ

Tight End

Notre Dame

4th Year

Ht: 6-5

Wt: 253

Born: 4/27/74

(D-5a in '97)



GAMES PLAYED/STARTED: 1997 (10/0); 1998 (16/2); 1999 (11/1) **TOTAL:** (37/3)

PRO: Backup tight end in first three NFL seasons who has shown soft hands, a good work ethic and ability to play variety of roles on special teams... Homegrown product (grew up only miles from Silverdome) who coaches have praised for outstanding year-round work ethic and devotion to improvement... One of squad's biggest beneficiaries of off-season weight program to add significant bulk to his frame since entering the league... Has been hindered in each of three pro seasons with injuries that have sidelined him for significant chunks of time... Detroit's first of

CHRYPLEWICZ'S SINGLE-GAME BESTS

RECEPTIONS: 2 (three times; Last vs. St. Louis 11/7/99)
RECEIVING YARDS: 23 at New Orleans 9/21/97
LONG RECEPTION: 13 vs. St. Louis 11/7/99
TOUCHDOWNS: 1 (three times; Last vs. Green Bay 10/15/98)

CHRYPLEWICZ'S OFFENSIVE STATISTICS

Year	Receptions	Yards	Average	Long	TD's
1997	3	27	9.0	12	1
1998	4	20	5.0	8	2
1999	2	18	9.0	13	0
Career	9	65	9.3	13	3

- Growing up only miles from the Silverdome, Chryplewicz was one of the state's most-coveted high school football prospects in 1991.
- Chryplewicz's mother, Sophie, competed on Poland's Junior National track and field team in the shot put and discus.

two fifth round selections in the 1997 NFL Draft (135th overall). **1999:** Third year as Detroit's backup tight end who had his season cut short when he suffered a torn anterior cruciate ligament in his knee vs. Washington (12/5)... Placed on Injured Reserve three days later... Had played in 11 games (one start) prior to knee injury... Lone start came vs. Tampa Bay when Lions lined up with three tight ends to begin the game... Tied career-high by catching his only two passes of the season (for 18 yards) vs. St. Louis (11/7). **1998:** Played in all 16 games during sophomore season, with first two career starts (two-tight end set)... Backup tight end who had his playing time on offense curtailed in mid-season after projected starter David Sloan returned from PUP... Slowed much of the year with plantar fasciitis in his foot... Continued his role on several of club's special teams units (four tackles) throughout '98... Caught a three-yard play-action TD pass in two consecutive games early in the year — at Chicago (10/4) and vs. Green Bay (10/15)... Tied career-high with two grabs for nine yards in home game vs. Packers... Two starts came in games vs. Cincinnati (9/13) and vs. Minnesota (10/25) in two-tight end formation. **1997:** Worked himself into backup tight end role as rookie year progressed, catching three passes for 27 yards... Also member of most of Detroit's special teams units (three tackles)... Caught the first two passes of his career (23 yards) at New Orleans (9/21)... Scored his first TD as a pro (four-yarder) vs. Green Bay (9/28)... Underwent arthroscopic shoulder surgery October 1 and missed three games before returning to action at Green Bay (11/2)... Inactive for NFC Wild Card Playoff Game at Tampa Bay (12/28).

COLLEGE and PERSONAL: All-Independent first-team choice as a senior who started every game in 1996 and ten games as a junior in 1995... Played in 42 contests (29 starts) for the Fighting Irish and finished his career with 48 receptions for 585 yards and five TD's... Collected a career-high 27 receptions for 331 yards and four TD's as a senior... Best

game as a collegian came in '96 vs. Washington, in which he caught three passes for 41 yards, including touchdown grabs of six and 29 yards... Caught first collegiate touchdown pass in Fighting Irish win over USC as a junior in '95... Redshirted in 1994 after suffering a wrist injury in the second game of the season... Saw action in every game as a sophomore in 1993 (eight starts)... All three catches on the year came in contest vs. Michigan State... Played in seven games in reserve role as a true freshman in 1992... Only reception that year was a 16-yard grab vs. Navy... Prep All-American honorable mention by USA Today at Stevenson High School in Sterling Heights, Mich... Also was rated as the top prospect in the state of Michigan and third overall in the country by the Detroit Free Press as a senior in 1991... Ranked fourth among the country's tight ends as a high school senior as well, according to Max Eminger's recruiting service... Selected Michigan Player of the Year and Midwest Gatorade Circle of Champions by Scholastic Coach... Earned two letters as a tight end, defensive end, punter and placekicker at Stevenson High... All-State choice as he caught 41 passes for 606 yards (14.8 avg) and three touchdowns as the team's captain in his final year... Snatched 36 passes for 478 yards (13.3 avg) six scores as a junior... Chosen to play in the Michigan East-West All-Star Game... Won the Scholar-Athlete Award from the Michigan chapter of the National Football Foundation and Hall of Fame... Two-time captain during his three-year career in basketball and track as well... Averaged 18 points and 12 rebounds per game as he twice earned All-County honors with the hoop squad... Twice named All-State in track, performing in the discus (155-9), shot put (57-0) and 100-meter dash (11.2)... Received degree in marketing from Notre Dame... Mother, Sophie, competed in the shot put and discus for Poland's Junior National team before moving to the United States... Born Peter Gerald Chryplewicz in Detroit, Michigan.



50

CHRIS CLAIBORNE

Linebacker

Southern California 2nd Year

Ht: 6-3 Wt: 255

Born: 7/26/78 (D-1a in '99)



GAMES PLAYED/STARTED: 1999 (15/13) [1/1] TOTAL: (15/13) [1/1]

PRO and 1999: Lions' first of two first round selections in the 1999 NFL Draft (ninth overall) who has almost limitless upside... Being counted on to serve as a cornerstone of Lions' defensive fortunes for years to come... Fills a hole in run support very physically and became more proficient in recognizing proper angles in pass coverage as rookie season progressed... Shows a great burst to the ball and big-play ability, especially for someone as young as he is (turned 22 years-old during 2000 training camp)... Entered NFL draft following only three years at USC (did not redshirt)... Eager to learn and will round into a more physical specimen as his body continues to mature... One of league's most-decorated rookies in '99 - earned several post-season honors... Included in these honors was first-team NFL All-Rookie mention by Pro Football Weekly, College and Pro Football Weekly, Football News and Football Digest... Starter for club at weak-side linebacker immediately during rookie campaign - 97 tackles ranked fourth on squad, including career-high 12 tackles at Green Bay (11/21)... Played steadily during first half of the season with 43 tackles and 1.5 sacks in that span... Recovered first career fumble vs. San Diego (10/10) and returned it 27 yards... Big impact in game vs. Tampa Bay (10/31) by forcing an Eric Zeier fumble on first career sack, which was recovered by Allen Aldridge and returned 21 yards for a TD (also recovered a fumble in that game)... Only game missed in '99 came at Arizona (11/14) with a sprained ankle... Very active in win over Washington (12/5) with seven stops, a fumble recovery and a tipped pass, which Ron Rice intercepted... Tied career-best with 12 stops in NFC Wild Card Playoff Game at Washington (1/8).

CLAIBORNE'S SINGLE-GAME BESTS

TACKLES: 12 at Green Bay 11/14/99
 SACKS: 1 vs. Tampa Bay 10/31/99
 PASSES DEFENDED: 1 vs. San Diego 10/10/99; vs. Washington 12/5/99
 FORCED FUMBLES: 1 vs. Tampa Bay 10/31/99
 FUMBLE RETURN: 27 vs. San Diego 10/10/99
 FUMBLE RECOVERIES: 1 (three times; Last vs. Washington 12/5/99)

CLAIBORNE'S DEFENSIVE STATISTICS

		TACKLES			Sacks		Int's	Passes	Fumbles	Spec. Teams
Date	Opp.	Total	Solo	Asst.	No/Yds	No/Yds	Def.	Rec./For.	Tackles	
9/12	@ Sea	5	2	3	0/0	0/0	0	0/0	0	
9/19	GB	3	1	2	0/0	0/0	0	0/0	0	
9/26	@ KC	6	3	3	0/0	0/0	0	0/0	0	
10/10	SD	6	4	2	0/0	0/0	1	1/0	0	
10/17	MIN	6	3	3	0/0	0/0	0	0/0	0	
10/24	@ Car	7	4	3	.5/5.5	0/0	0	0/0	0	
10/31	TB	6	4	2	1/9	0/0	0	1/1	0	
11/7	STL	4	2	2	0/0	0/0	0	0/0	0	
11/14	@ Ariz	INACTIVE - INJURY								
11/21	@ GB	12	9	3	0/0	0/0	0	0/0	0	
11/25	CHI	1	1	0	0/0	0/0	0	0/0	0	
12/5	WASH	7	6	1	0/0	0/0	1	1/0	0	
12/12	@ TB	8	2	6	0/0	0/0	0	0/0	0	
12/19	@ Chi	8	7	1	0/0	0/0	0	0/0	0	
12/25	DEN	11	4	7	0/0	0/0	0	0/0	0	
1/2	@ Min	7	2	5	0/0	0/0	0	0/0	0	
1999		97	54	43	1.5/14.5	0/0	2	3/1	0	

- Claiborne tied his career-high with 12 tackles in the Lions' NFC Wild Card Playoff Game at Washington on January 8, 2000.
- Claiborne was the recipient of the 1998 Butkus Award, becoming the first USC product to earn that distinction.

National Defensive Player of the Year honors from The Sports Network and Football News in '98 as well... 1998 Pac 10 Defensive Player of the Year... Became the first USC player to win the Butkus Award, given annually to the nation's premier linebacker... Defensive co-captain in '98 who started every game at middle linebacker - led the team with 120 tackles (78 solos)... Had five sacks for 21 yards and seven tackles for loss in '98... Also in '98, he paced the Trojans with 16 pass deflections (school season-record for linebackers) and ranked eighth in the nation with six interceptions for 159 yards, including two touchdowns... His 159 interception return yards were the most by a Trojan in a season since Ronnie Lott had 166 yards in 1980... His two interception returns for touchdown in '98 were the most in a season by a USC player since Charles Phillips (three in 1974)... Was in on 11 hits with a pair of sacks for 9 yards vs. San Diego State... Deflected two passes and returned an interception 40 yards for a touchdown vs. Oregon State... Registered a season-high 14 tackles at Florida State, in addition to coming up with a stop on tailback Travis Minor

COLLEGE and PERSONAL: Unanimous All-American and All-Pac 10 first-team selection as a third-year junior in 1998... Earned

on fourth-and-one at the USC four-yard line... Second two-sack game of '98 came vs. Arizona State... Notched two interceptions vs. Washington State, returning one 25 yards for a touchdown... In annual matchup with UCLA, he returned an interception 66 yards to the UCLA four-yard line to set up a Trojan field goal... Closed out his career with 13 tackles vs. TCU in the 1998 Sun Bowl... Football News All-American honorable mention selection and All-Pac 10 first-team choice as a sophomore in 1997... Finished second on the team with 76 tackles (54 solos), including 16 tackles for loss and a team-high seven sacks in '97 (first year at middle backer)... Came up big with first two-sack outing of collegiate career vs. Florida State... Also had two sacks vs. UNLV... Sporting News Freshman All-American first-team pick in 1996... Rated one of the nation's top three freshmen following the season by Sports Illustrated... All-Pac 10 Conference honorable mention selection as well... Started the final nine games at weak-side linebacker, finishing second on the team and fourth in the Pac 10 with a school freshman record 116 tackles (81 solos), in addition to two interceptions... Came off the bench in his first game as a Trojan vs. Penn State to post four tackles and provided USC with its only points when he recovered a fumble in the endzone with 29 seconds to play... Notched 19 tackles (17 solo), in game vs. California... Registered a career-high 20 tackles and intercepted a pass on the game's first series to set up a Trojan scoring drive vs. Arizona State... His 20 hits in that game were the most by a Trojan since former Lions' safety Mark Carrier had 20 stops at Notre Dame in 1987... Parade, Super Prep, Blue Chip Illustrated, Schutt Sports and USA Today All-American selection in 1995 at J.W. North (Riverdale, Calif.) High School... List of honors as a prep senior also included: California MVP, Blue Chip Best of the West, Super

Prep All-Farwest, Blue Chip All-Western, Long Beach Press-Telegram Best in the West first-team, Tacoma News Tribune Western 100, Student Sports California MVP, Cal-High Sports All-State, All-CIF Southern Section, All-CIF Division IV MVP, Los Angeles Times' Glenn Davis Award (as the top Southern California prep football player), Los Angeles Times All-Inland Empire first team (on offense and defense, and Back of the Year), and Riverside Press-Enterprise All-Riverside County MVP... Played linebacker, tailback and punter as a senior in '95, recording 113 tackles, two sacks, two interceptions, two forced fumbles and two fumble recoveries, one of which he returned 57 yards for a TD... Also ran for 2,199 yards on 235 carries (9.4 avg.) with 38 touchdowns that year, in addition to catching 17 passes for 239 yards (14.1 avg.) and three TD's, and averaged 35.0 yards on punts... Ranked in the state's Top 10 in rushing and scoring in '95... Appeared in Sports Illustrated's "Faces in the Crowd" following his senior year as well... Made Cal-High Sports All-State Junior, All-CIF Division IV and Riverside Press Enterprise All-Riverside County as a junior... Caught 11 passes for 201 yards (18.3 avg.) and touchdowns in '94 as well... Also lettered in basketball in high school, averaging 14.9 points (18.1 in the playoffs) and 11.8 rebounds as a senior center (North was the CIF Division 2-AA runner-up) and 13.0 points and 9.0 rebounds as a junior... Earned 1995 Student Sports Grid-Hoops All-American first team, All-CIF Division II first-team, Los Angeles Times All-Inland Empire first-team, and Riverside Press Enterprise All-Riverside County first-team honors... 1994-95 Cal-High Sports State Athlete of the Year... Public Policy and Management major at USC... Brother, Adrian, was a wide receiver at Fresno State (1993-96)... 2000 March of Dimes spokesman... Resides in Riverdale, California.

77

MIKE COMPTON

Center

West Virginia

8th Year

Ht: 6-6

Wt: 297

Born: 9/18/70

(D-3b in '93)

GAMES PLAYED/STARTED: 1993 (8/0); 1994 (2/0); 1995 (16/7) [1/1]; 1996 (15/15); 1997 (16/16) [1/1]; 1998 (16/16); 1999 (15/15) [1/1] TOTAL: (88/69) [3/3]



PRO: Served in 1999 as team's starting center after starting at left guard the previous three seasons (1996-98)... Made all of the calls along the offensive line in '99 with shift to center...

- After playing center in college, Compton has started games at center, guard and tackle in the pro ranks.
- Compton has spent time during previous off-seasons as a volunteer baseball coach in his hometown of Richlands, Virginia.

Dependable player who spent the first two years of career as backup, and a third year (1995) as spot starter... Saw first extensive playing time of career in 1995 and more than held his own, starting seven games, due to injuries on Lions' line... Versatile performer who has seen action at all five line positions during his career... Has grown into one of squad's most consistent and unselfish performers... Powerful run blocker with ability to move away from line of scrimmage and into flow of traffic... Has also fulfilled role as team's snapper for field goals and PAT's during the majority of the last five seasons (1995-99)... Played center in college, but prior to 1999, had seen most extensive work at guard in first six pro seasons... His college coach, Don

Nehlen, said Compton is one of the best players he has ever coached... Selected by the Lions in the third round of the 1993 NFL Draft (68th overall). 1999: Veteran lineman who shifted to starting center spot in 1999 after serving as team's starting left guard from 1996-98 - did a good job stabilizing offensive line as chief signal caller... Missed season opener at Seattle (9/12) with torn MCL in left knee (occurred Aug. 23), but returned to starting lineup the remainder of '99... Called upon at left tackle for regular season finale at Minnesota (1/2) with Eric Beverly taking over at center (left tackle Ray Roberts on IR), but shifted back to center for NFC Wild Card Playoff Game at Washington (1/8)... Start at left tackle in '99 regular season



finale was the fifth of his career, having started two games each at that spot midway through 1997 and in the first two games of 1995. **1998:** Detroit's starter at left guard for third consecutive year (second consecutive season starting all 16 games)... Played at a high level throughout the season, both in pass protection and helping pave the way for Barry Sanders' tenth 1,000-yard rushing season in a row... Was on the field for every offensive play for the Lions during '98 campaign... Spent considerable time playing center vs. Tampa Bay (9/28) after center Jim Payne had left the game with a pulled groin... Also reprised role as team's long-snapper in PAT and field goal placements for fourth straight season. **1997:** Enjoyed solid year, starting all 16 games, in addition to team's NFC Wild Card Playoff Game at Tampa Bay (12/28)... Played with a broken bone in his hand the last three regular season games and the playoff contest, but did not miss any playing time on offense... Started 14 games at left guard, shifting to left tackle at Tampa Bay (10/12) and vs. N.Y. Giants (10/19) with Ray Roberts out due to a knee injury... Returned to his regular spot at left guard at Green Bay (11/2)... Major part of offensive line that opened holes throughout the year as Barry Sanders set an NFL record with 14 straight 100-yard rushing games and became only the third player ever to rush for over 2,000 yards in a season... Sanders treated him and the other four starting offensive linemen with a trip to Honolulu for the Pro Bowl in February 1998. **1996:** Stepped into starting lineup for first time of career, starting 15 games at left guard... Started the first 10 games of the year, but suffered sprained ankle at San Diego (11/11)... Was inactive vs. Seattle (11/17)... Returned to lineup the following week at Chicago (11/24) and remained there for the final four games of the season as well... Once again served as club's snapper for field goals and PAT's (second consecutive year). **1995:** First year as club's long snapper on field goals and extra points... Also served as Detroit's chief backup at left tackle, both guard slots and at center... Started first two games of year at left tackle due to contract holdout of Lomas Brown — it was the first instance in his career he had lined up there... First career start was at Pittsburgh (9/3) where he spent afternoon battling Pittsburgh All-Pro linebacker Greg Lloyd, who he more than held up against, allowing only three tackles... Started following week at Minnesota (9/10) at left tackle as well, but shifted to left guard on the second play of game in place of injured Doug Widell and played there the remainder of the

contest... Started the following three games at left guard vs. Arizona (9/17), vs. San Francisco (9/25) and vs. Cleveland (10/8) in place of injured Widell (his first career starts at guard)... Did not play on offense at Green Bay (10/15)... Saw limited time at left tackle at Washington (10/22) for Brown, who missed part of a series due to muscle cramps... Did not play on offense during next six games... Subbed for Widell briefly at Houston (12/10) at left guard... Started at left guard for the final two regular season games of the season vs. Jacksonville (12/17) and at Tampa Bay (12/23) and in NFC Wild Card Playoff Game at Philadelphia (12/30)... Also saw time at tackle and center vs. the Jaguars. **1994:** Saw action in two games, in short-yardage situations... Was active, but did not play in the other 14 regular season games and the NFC Wild Card Playoff Game at Green Bay (12/31)... Served as snapper on field goals and PAT's in preseason. **1993:** Played in eight games as a rookie, all in a backup capacity... Played for the first time vs. Seattle (10/17), giving center Kevin Glover a rest late in the game... Also filled in at center for Glover late in the game vs. Tampa Bay (11/7)... Played on special teams the final five regular season games and the NFC Wild Card Playoff Game vs. Green Bay (1/8).

COLLEGE and PERSONAL: First team All-American and All-Big East Conference selection by the Poor Man's Guide to the NFL Draft, Football News and the AP as a senior in 1992... One of six recipients of the NCAA's Top Six Scholar/Athlete Award... Finalist for the '92 Lombardi Award, given to the top lineman in college football... Did not allow a sack or pressure all year as he averaged five knockdown blocks per game... All-Big East Conference first-team choice and All-East selection by AP his junior year in 1991... Recipient of the Ira E. Rogers Award, given to the Mountaineer who shows high leadership and academic qualities as well as football performance... Graduated in 1993 with a teaching degree in physical education and health education... All-Southwest District, All-State, Blue Chip All-American and District Lineman of the Year at Richlands (Va.) High... Athletic Director's Academic Honor Roll student, possessing a 4.0 grade point average... Works with D.A.R.E. hometown schools... Spent time as a high school baseball coach in Richlands during 1995-97 off-seasons... Enjoys golf and spending time with his family... His family includes have three children, Jessica, 10, Joshua, 6 and Sarah, 4.

82

GERMANE CROWELL

Wide Receiver

Virginia

Ht: 6-3

Born: 9/13/76

3rd Year

Wt: 213

(D-2a in '98)

GAMES PLAYED/STARTED: 1998 (14/2); 1999 (16/15) [1/0] **TOTAL:** (30/17) [1/0]

PRO: Third-year receiver who had explosive, break-out year in 1999 after laying groundwork for stardom with a solid rookie campaign in 1998... Home run threat on every snap who has almost limitless ceiling

CROWELL'S SINGLE-GAME BESTS

RECEPTIONS:	8 (four times; Last at Minnesota 1/2/00)
RECEIVING YARDS:	163 vs. St. Louis 11/7/99
TOUCHDOWNS:	2 at Seattle 9/12/99
LONG RECEPTION:	77t at Arizona 11/14/99



with impressive size-speed combination... Enters the new millennium as the squad's most dangerous big-play threat who possesses long-ball speed and has the size and disposition necessary to be productive receiver in the middle of the field as well... Seven of his 10 career touchdown passes entering the 2000 season have spanned more than 25 yards... Emergence into the league's elite receivers helps cement the Lions' wide receiver corps as one of the NFL's most dangerous and prolific units... Lions' first of two second round picks in 1998 NFL Draft (50th overall). 1999: Young receiver who came into his own in 1999 due in part to an impressive learning curve from his rookie campaign, and two extended injuries to Herman Moore, which shifted the focus in the passing game more toward Crowell... Either shared or held team-high in receptions in eight games in '99 and led squad in receiving yardage on nine occasions... Finished '99 with 81 catches for 1,338 yards and seven TD's (all team and career-highs) and was named by teammates as both the Bobby Layne Offensive Most Valuable Player and the Chuck Hughes Most Improved Player... Tenth Lion in team history to eclipse the 1,000-yard barrier, with his 1,338 yards ranking as the third-highest single-season tally in club annuals... His 81 catches in '99 rank seventh on team's all-time seasonal receptions list... 1,338 yards receiving was fifth in the NFL in '99 and his 81 grabs tied him for tenth in the league... Of the 25 players in the NFL with 70-or-more catches in '99, only two owned a better yards per reception average than his 16.5 mark... Named as an alternate to 2000 NFC Pro Bowl squad... Included in his '99 output were a career-long 77 yard scoring bomb at Arizona (11/14), a 45-yard TD vs. Chicago (11/25) and two additional scores from 41 yards... Among NFL's all-time leading pass catchers, only Jerry Rice had better statistics in his second year in the league... Exploded onto the scene in '99 opener at Seattle (9/12), setting then-career-highs with seven receptions for 141 yards and two TD's (a third TD catch was called back due to a holding call)... One yard shy of 100-yard plateau vs. San Diego (10/10) with six catches for 99 yards and a TD (41-yarder)... Established his career-high with eight grabs for 61 yards vs. Minnesota (10/17)... Enjoyed a particularly prolific month of November, with 28 receptions

CROWELL'S GAME-BY-GAME CAREER OFFENSIVE STATISTICS

1998 SEASON

Date	Opp.	Receptions	Yards	Average	Long	TD's
9/6	@ GB	2	18	9.0	10	0
9/13	CIN	1	12	12.0	12	0
9/20	@ Min	0	0	0.0	0	0
9/28	TB	1	8	8.0	8	0
10/4	@ Chi	2	22	11.0	16	0
10/15	GB	3	81	27.0	68t	1
10/25	MIN	0	0	0.0	0	0
11/1	ARIZ	1	10	10.0	10	0
11/8	@ Phil	1	3	3.0	3	0
11/15	CHI	3	57	19.0	27	0
11/22	@ TB	3	82	27.3	53t	1
11/26	PIT	1	16	16.0	16	0
12/6	@ Jax	2	72	36.0	45	1
12/14	@ SF	5	83	16.6	34	0
12/20	ATL			INACTIVE — INJURY		
12/27	@ Balt			INACTIVE — INJURY		
1998		25	464	18.6	68t	3

1999 SEASON

Date	Opp.	Receptions	Yards	Average	Long	TD's
9/12	@ Sea	7	141	20.1	41t	2
9/19	GB	1	3	3.0	3	0
9/26	@ KC	2	48	24.0	27	0
10/10	SD	6	99	16.6	41t	1
10/17	MIN	8	61	7.6	22	0
10/24	@ Car	3	45	15.0	27	0
10/31	TB	1	8	8.0	8	0
11/7	STL	8	163	20.4	57	1
11/14	@ Ariz	5	142	28.4	77t	1
11/21	@ GB	8	112	14.0	25	1
11/25	CHI	7	91	13.0	45t	1
12/5	WASH	5	122	24.4	66	0
12/12	@ TB	4	47	11.8	23	0
12/19	@ Chi	3	41	13.7	17	0
12/25	DEN	5	95	19.0	27	0
1/2	@ Min	8	120	15.0	29	0
1999		81	1,338	16.5	77t	7

CROWELL'S CAREER OFFENSIVE STATISTICS

Year	Receptions	Yards	Average	Long	TD's
1998	25	464	18.6	68t	3
1999	81	1,338	16.5	77t	7
Career	106	1,802	17.0	77t	10

- Crowell's father, Napoleon, played high school basketball in Greensboro and Winston-Salem, North Carolina against Lions' scout and former tight end Charlie Sanders.
- Seven of Crowell's 10 career touchdown receptions entering the 2000 season have spanned more than 25 yards.

for 508 yards and four touchdowns (one in each game)... Equaled career-high with eight catches in two of four games in November, including huge game vs. St. Louis (11/7), with career-high 163 yards and a TD. Named NFC Offensive Player of the Week for his performance vs. Rams... Also included in that game was a 57-yard bomb on fourth-and-26 to spark Lions' game-winning last-minute drive... Second consecutive outing over 100 yards with five catches for 142 yards at Arizona (11/14)... Third straight game over the century mark at Green Bay (11/21) with team-high eight grabs for 112 yards and a score... His 630 yards receiving in Games 8-12 was the largest five-game receiving total for a Lion since Moore's 658 yards in Games 9-13 of the '95 season... Among 122 yards receiving in game vs. Washington (12/5) was a 70-yard non-scoring grab (five catches)... Big day in regular season finale at Minnesota (1/2) tying career-high with eight catches for 120 yards (sixth 100 of '99)... Caught a team-high five balls for 41 yards in NFC Wild Card Playoff Game at Washington (1/8). 1998: Stepped into third receiver role as a rookie, making an immediate impact in the Lions' passing game... Caught 25



passes for 464 yards and three touchdowns, two of which were over 50+ yard bombs (53 and 68-yarders)... Immensely talented receiver who made significant strides as rookie season progressed... By the end of the 1998 campaign, had really started to emerge as an additional big-play threat in Detroit's offensive attack — 14 of season's 25 catches came in the final five games in which he played... Caught two balls for 18 yards in first NFL game at Green Bay (9/6)... Caught three balls vs. Green Bay (10/15) and vs. Chicago (11/15) — included in game with Packers was a dazzling one-handed 68-yard TD bomb... Started for injured Moore at Tampa Bay (11/22) and matched then-career-high with three receptions for then-career-high 82 yards, including a 53-yard TD bomb... Ran the only reverse of his career vs. Pittsburgh (11/26), and netted 35 yards... Third scoring grab of '98 (27 yards) came at Jacksonville (12/6)... Ended season on a down note, missing the last two contests of his rookie campaign due to a separated shoulder suffered at San Francisco (12/14)... Ironically, his best statistical game of the season came at San Francisco (12/14), setting career-highs in both receptions (five) and receiving yards (team-high 83).

COLLEGE and PERSONAL: Left Virginia ranking second on the school's all-time record chart with 122 receptions, topped only by John Ford (128, 1984-88)... Only Moore (2,504, 1988-90), Ford (2,399) and Tyrone Davis (2,153, 1991-94) have gained more yards receiving for the Cavaliers than his 2,142... His 19 touchdown grabs rank fourth in school annals... All-American Dream Team and All-Atlantic Coast Conference first-team choice in 1997 by the *Poor Man's Guide to the NFL Draft*... Led team with 53 catches for 969 yards (18.3 avg.) and nine touchdowns as a senior in '97... Only Moore (54 in 1990) had more catches in a season at Virginia... His nine TD's that year were the fourth-highest season total in school history... Opened the '97 season with 102 yards and a score on six

receptions vs. Auburn (one of six 100-yard games as a senior)... Snatched six passes for 100 yards and a 28-yard score vs. Clemson that year as well... Followed that outing with season-high 163 yards on five catches vs. Florida State... Closed out his career with nine receptions for 162 yards and a pair of scores vs. Virginia Tech, extending his string to 27 straight games with at least one catch (school record is 28 by Patrick Jeffers in 1993-95)... All-ACC honorable mention as a junior in 1996... Started 10 games at split end that year, catching 33 passes for 687 yards (20.8 avg.) and three TD's... His 20.8-yard average per catch in '96 ranked second in the ACC... Only multi-TD game of junior campaign (two) came vs. North Carolina State (90 yards in four catches)... Had six receptions for 126 yards, including a 23-yard TD grab vs. Florida State... Snared seven passes for 98 yards, including a 29-yard score vs. Miami (Fla.) in the Carquest Bowl... Started six games as a sophomore in 1995, finishing third on the team with 27 catches for 371 yards (13.7 avg.) and five touchdowns... Appeared in eight games as a true freshman in 1994, making nine catches for 115 yards (12.8 avg.) and two touchdowns that year... In his first collegiate game for the Cavaliers, he snatched five passes for 66 yards with scores of five and 20 yards vs. Florida State... Three-time All-Conference and two-time All-State wide receiver and defensive back, at North Forsyth (Winston-Salem, N.C.) High... Caught 36 passes for 377 yards and four touchdowns as a prep senior in 1993, adding 58 yards and a pair of scores on nine carries... Also registered 29 tackles with four interceptions in his final year in high school... Lettered three times in basketball, earning All-City, All-Region, All-County and All-Conference honors as a senior in 1993... Set a school season-record with 40 receptions for 659 yards and seven touchdowns as a prep junior in 1992... Also competed in track during high school... Anthropology major at Virginia... One of six children (four brothers, one sister) of Patricia and Napoleon Crowell... Born Germane L. Crowell in Winston-Salem, North Carolina.

95

JARED DeVRIES

Defensive End

Iowa

Ht: 6-4

Born: 6/11/76

2nd Year

Wt: 280

(D-3 in '99)



GAMES PLAYED/STARTED: 1999 (2/0) **TOTAL:** (2/0)

PRO and 1999: Detroit's third round selection (70th overall) from Iowa in 1999 NFL Draft who Lions' coaches feel has a very bright future... Versatile defender who will likely

- DeVries left Iowa having been named first-team All-Big Ten in each of his last three seasons on the collegiate level (1996-98).
- DeVries' 22 tackles for loss as a sophomore in 1996 ties Iowa single-season record.

see snaps both at end and tackle in upcoming years... Slowed significantly for majority of rookie season recovering from foot injury suffered in training camp (missed first 11 games of '99)... Saw first game-action as a pro in reserve role vs. Washington (12/5) before being inactive for Games 13-15... Played his most significant game-action (12 snaps) of rookie campaign in regular season finale at Minnesota (1/2) with Luther Elliss inactive (ankle)... Did not record a tackle in either of his two appearances in games... Inactive for Lions' NFC Wild Card Playoff Game at Washington (1/8).

COLLEGE and PERSONAL: Holds the school's career-record with 43 quarterback sacks and 79 tackles for loss... All-Big Ten first-team selection for third consecutive season as a senior in 1998... One of

the team's four captains that year as well, starting all 11 games at left defensive tackle... Recorded 66 tackles (43 solos) and led the team with 10 sacks and 19 tackles for loss, in addition to causing and recovering a fumble... Among his season-high 10 tackles were three sacks vs. Wisconsin... Associated Press and Football News All-American second-team selection as a junior in 1997, in addition to second straight All-Big Ten first-team mention... Semi-finalist for the 1997 Lombardi Award, Outland Trophy and Football News' National Defensive Player of the Year Award... Team co-Most Valuable Player, starting every game at left defensive tackle... Recorded a career-high 73 tackles (52 solos) with eight sacks, 19 tackles for loss and an inter-

ception in '97... Earned Big Ten and ESPN Player of the Week honors for effort vs. Michigan — 11 tackles, three sacks and an interception... Had nine tackles and a sack in Sun Bowl vs. Arizona State... Football News All-American third-team pick as a sophomore in 1996... Consensus All-Big Ten first-team selection for the first of three consecutive times... Earned ESPN Player of the Week honors vs. Arizona with six tackles, two sacks and three tackles for loss... Started every game at left defensive tackle, coming up with 67 tackles (43 solos), a team and career-high 13 sacks and 22 tackles for loss... The 22 tackles behind the line of scrimmage tied the school season-record (Leroy Smith in 1991)... Registered fifth two-sack game of the season in the Alamo Bowl vs. Texas Tech... Started every game as a freshman in 1995, recording 54 tackles (26 solos), 12 sacks and 19 tackles for loss... Had six tackles and three sacks vs. Northern Iowa in his first collegiate outing... Other multi-sack games as a freshman came vs.

Iowa State, Penn State and Minnesota (also a season-high 10 tackles)... Earned MVP honors in the 1995 Sun Bowl vs. Washington as he delivered a sack, caused a fumble to set up a score and recovered another fumble to set up a touchdown drive... Redshirted as a freshman in 1994... Blue Chip Illustrated All-American and All-Midwest high school pick as a senior in 1993, adding All-State Class 1A honors as a senior and junior defensive end at Aplington-Parkersburg (Ia.) High... Had 13 sacks as a high school senior in '93 and 267 career tackles... Also competed as a fullback, gaining over 4,000 yards on the ground during his career... Communications Studies major at Iowa... Younger brother, Dusty, also plays for the Hawkeyes... Older brother, Darian, played basketball at Northern Iowa, and sister, Jody, currently plays volleyball at Northern Iowa... Wife's name is Jamie.

38

ANDRE' DIXON

Cornerback

Northeastern

Ht: 6-1

Born: 12/4/75

1st Year

Wt: 200

(FA in '99)



GAMES PLAYED/STARTED: 1999 (4/0) TOTAL: (4/0)

PRO and 1999: First-year defensive back who saw time on Lions' active roster twice during rookie campaign... Originally signed into the NFL as an undrafted rookie free agent with the Green Bay Packers on April 23, 1999 and was released by Packers during training camp... Signed onto Lions' practice squad on October 6... Time on active roster began during week of the team's Thanksgiving Day game vs. Chicago (11/25) — signed onto roster November 24... Saw first NFL game-action (special teams) in that game... Signed back onto practice squad on November 30 after Mark Carrier's one-game suspension was lifted... Re-signed back onto roster on December 18 and saw special teams duty in three subsequent games... Left regular season finale at Minnesota (1/2) with a hamstring injury on the opening kickoff and did not return... Placed on Injured Reserve on January 4, which kept him sidelined for Lions' NFC Wild Card Playoff Game at Washington (1/8).

- Dixon's first NFL game-action came on special teams in Detroit's Thanksgiving Day game on November 25, 1999 vs. Chicago.
- Dixon also served as a sprinter on Northeastern's track and field team while in college.

COLLEGE and PERSONAL: Three-year starter and four-time letterman at Northeastern who totaled 171 tackles and six interceptions in college career... First-team All-Atlantic 10 honors as a senior in 1998 after receiving second-team mention in 1997 as a junior... Posted career-bests in tackles (61) and interceptions (three) as a sophomore in 1996 in first year as a starter... Played as a reserve in backfield as a redshirt freshman in 1995... Also served as sprinter on Northeastern's track and field team... Four-year letterman in football at Chestnut Hill (Philadelphia, Pa.) Academy, in addition to earning three letters in basketball and track and one in crew... Received All-City mention in football his senior prep season in 1993... Conference Offensive Player of the Year as a wide receiver that year as well... Chair of the Kemet Society, an African-American fraternity... Earned degree in Philosophy from Northeastern... Born Andre' Lee Dixon in Philadelphia.



94

LUTHER ELLISS

Defensive Tackle

Utah

Ht: 6-5

Born: 3/22/73

6th Year

Wt: 315

(D-1 in '95)



GAMES STARTED/PLAYED: 1995 (16/16) [1/1]; 1996 (14/14); 1997 (16/16) [1/1]; 1998 (16/16); 1999 (15/14) [1/1] **TOTAL: (77/76) [3/3]**

PRO: A disruptive force along the defensive line who is beginning to receive due mention league-wide as one of the NFL's top interior defenders... Brut strength enables him to often overpower opposing linemen on his path to either the ball carrier or quarterback... A tireless worker whose engine is always running at full speed... One of the cornerstones of Detroit's defense and quiet leader among player on and off the field... Has been in the starting lineup for the Lions since the beginning of training camp during his rookie season... Started at defensive end in his rookie year, but shifted to defensive tackle prior to 1996 campaign, where he has ascended to prominence in the subsequent four seasons... His physical ability to take over a game often garners him attention from more than one offensive lineman... Lions' first-round selection in 1995 NFL Draft (20th overall pick). **1999:** Continued to make a case for himself as one of the NFL's premiere defensive linemen by enjoying possibly his most productive season... Season was capped off by being elected as one of two starting defensive tackles on NFC Pro Bowl squad (first Pro Bowl appearance)... Among other honors earned in '99 was first-team All-NFC mention by Pro Football Weekly and Football News and second-team All-Pro accolades by College and Pro Football Weekly... Also named to the All-Madden team for second straight year... Benefited greatly from having 1999 free agent signee James Jones lining up next to him in most base sets — 69 tackles and 3.5 sacks in '99, including tying a career-high with eight stops on four occasions... Two fumble recoveries and three forced fumbles were both seasonal career-

ELLISS' SINGLE-GAME BESTS

TACKLES: 8 (eight times; Last vs. Denver 12/25/99)
SACKS: 2 at Green Bay 11/3/96
PASSES DEFENDED: 2 vs. Atlanta 12/20/98

ELLISS' DEFENSIVE STATISTICS

1999		TACKLES			Sacks	Int's	Passes	Fumbles	Spec. Teams
Date	Opp.	Total	Solo	Asst.	No/Yds	No/Yds	Def.	Rec./For.	Tackles
9/12	@ Sea	2	2	0	1/6	0/0	0	0/0	0
9/19	GB	8	6	2	0/0	0/0	0	0/0	0
9/26	@ KC	2	1	1	1/7	0/0	0	0/0	0
10/10	SD	2	1	1	0/0	0/0	0	0/0	0
10/17	MIN	1	1	0	0/0	0/0	0	0/1	0
10/24	@ Car	4	3	1	0/0	0/0	0	0/1	0
10/31	TB	6	4	2	1/9	0/0	0	0/0	0
11/7	STL	4	3	1	5.5/5	0/0	0	0/0	0
11/14	@ Ariz	8	5	3	0/0	0/0	0	0/1	0
11/21	GB	4	3	1	0/0	0/0	0	0/0	0
11/25	CHI	3	1	2	0/0	0/0	0	0/0	0
12/5	WASH	4	1	3	0/0	0/0	0	1/0	0
12/12	@ TB	8	6	2	0/0	0/0	1	1/0	0
12/19	@ Chi	5	2	3	0/0	0/0	0	0/0	0
12/25	DEN	8	4	4	0/0	0/0	0	0/0	0
1/2	@ Min	INACTIVE — INJURY							
1999		69	43	26	3.5/27	0/0	1	2/3	0
1995		19	9	10	0/0	0/0	1	0/0	0
1996		57	33	24	6.5/49.5	0/0	0	0/0	0
1997		81	51	30	8.5/48.5	0/0	0	0/2	0
1998		84	49	35	3/24	0/0	2	1/1	0
Career		310	185	135	21.5/149	0/0	4	3/6	0

- Elliss has been voted by teammates as the Mike Utley Spirit Award winner in each of the three years the award has been in existence.
- Elliss broke two backboards during his senior year in high school, as he led Mancos High to the Colorado state basketball playoffs.

highs... Voted by teammates as the recipient of the Mike Utley Spirit Award for the second consecutive season... Signed long-term contract extension the morning of the season opener in Seattle (9/12) and notched his first sack of the season in the game hours later... Tied career-high for fifth time in his career vs. Green Bay (9/19)... Played at consistently high level in second half of '99 after struggling through Games 4-5 with lingering effects of a groin pull suffered vs. San Diego (10/10)... Played one of his strongest games at Arizona (11/14), again tying career-high with eight tackles... Scored first career touchdown vs. Washington (12/5) rambling 11 yards with a fumble recovery (caused by Jones sack). Also had season-high four QB pressures in

PLAYER BIOGRAPHIES

that contest... Played very well at Tampa Bay (12/12), tying his career-high with eight stops and recovering his second fumble in as many weeks... Tied career-high with eight tackles vs. Denver (12/25), but suffered a slight ankle sprain that would force him inactive for the regular season finale at Minnesota (1/2)... Returned to duty in NFC Wild Card Playoff Game at Washington (1/8) and made six tackles. **1998:** Second consecutive season starting all 16 games at defensive tackle... Led linemen with career-high 84 tackles (fifth on squad), in addition to a forced fumble, a fumble recovery and three sacks for 24 yards... Voted by teammates as the 1998 recipient of the Mike Utley Spirit Award... Also a member of the All-Madden Team... Depleted defensive line corps in the second half of the season made it easy for opposing schemes to lessen his effectiveness by double and triple-teaming him... Despite decrease in '98 sack total, his play did nothing to change outsiders' view of him as one of the league's most overpowering and effective defensive linemen... Sacks in '98 came in games at Minnesota (9/20), vs. Chicago (11/15) and vs. Pittsburgh (11/26)... Equaled career-high of eight tackles at Minnesota (9/20) and vs. Pittsburgh (11/26)... Recovered the first fumble of his career vs. Arizona (11/1)... With six tackles at Philadelphia (11/8), he went over the 200-tackle mark for his career. **1997:** Began to receive league-wide mention as one of the league's most overpowering young defensive linemen... Started all 16 games, in addition to NFC Wild Card Playoff Game at under-tackle... Established career-highs in both sacks with 8.5 (second on club), and tackles with 81 (sixth on team)... Played well in season opener vs. Atlanta (8/31) as he recorded 1.5 sacks and seven tackles... Contributed mightily to Reggie Brown's interception for TD vs. Green Bay (9/28) by pushing Packer guard Aaron Taylor into quarterback Brett Favre, knocking him down and forcing a rushed throw from his knees... Head coach Bobby Ross said Ellis played one of his best games vs. Minnesota (11/16), tying his career-high with eight tackles and recording a sack... Credited with 1.5 sacks among his five tackles in Detroit's win over Indianapolis (11/23)... Recovered two fumbles and made seven tackles vs. Chicago (11/27) on Thanksgiving Day, a performance which earned him one of John Madden's post-game turkey legs... Recorded a sack among eight tackles in NFC Wild Card Playoff Game at Tampa Bay (12/28). **1996:** Came into his own playing at high level throughout the year... Move inside to tackle (next to Henry Thomas) helped both he and Robert Porcher (moved from tackle to end) immeasurably... Played virtually every play of all 14 games he started (missed two consecutive games in October due to a sprained knee)... Second on team with 6.5 sacks to go along with 57 tackles... Got off to a fast start with back-to-back games with career-highs in tackles and the first two sacks of his career — had six tackles and a sack at Minnesota (9/1) and followed that outing up vs. Tampa Bay (9/6) with an eight-tackle performance, in addition to another sack... Sprained knee in first quarter vs. Atlanta (10/6) and missed subsequent games at Oakland (10/13) and vs. New York Giants (10/27)... Returned from injury in fine fashion at Green Bay (11/3), recording the first multi-sack game of his career — two sacks for 18 yards, in addition to five tackles... Also had solid game two weeks later vs. Seattle (11/17) with six stops and a sack for 12 yards... Had a sack vs. Minnesota (12/8) as well as five tackles. **1995:** Started each of 16 regular season games and club's opening game at left defensive end... Became the first Lions' defen-

sive rookie to start a season-opener since Bennie Blades and Chris Spielman in 1988... Showed great spark in preseason, often dominating the line of scrimmage in practices and preseason contests... Started rookie campaign slowly adapting to pro game, but became productive player on line as season progressed... Tallied season-high three tackles at Minnesota (9/10) and at Washington (10/22).

COLLEGE and PERSONAL: Consensus All-American first-team selection and All-WAC first-team choice following senior season at Utah... Finishing second on the team with 78 tackles (43 solos), and also collected four sacks for 26 yards and nine stops for losses of 24 yards as left defensive tackle as a senior in 1994... Recorded a season-high 12 tackles (seven solos) with a stop for a two-yard loss and a fumble recovery in a 34-16 beating of Rose Bowl-bound Oregon as a senior... Credited with four tackles behind the line of scrimmage, a fumble recovery and a pass deflection as the Utes rallied for a 34-31 victory over Brigham Young during the '94 campaign... All-American third-team choice by The Poor Man's Guide to the NFL Draft after junior year... All-WAC first-team pick as well in 1993, ranking second in the conference with nine sacks for 68 yards... Also recorded 50 tackles (26 solos) with three for loss and a pair of pass deflections in '93... Made nine tackles (eight solos), two sacks for 12 yards, five stops for losses and two pass deflections vs. Southern California in the 1993 Freedom Bowl... Sophomore All-American selection by The Poor Man's Guide to the NFL Draft... All-WAC first-team choice in 1992 (only sophomore to earn that honor)... Started every game during '92 (10 starts at left end and one at right end)... Led the team with 87 tackles (34 solos) and two sacks as a sophomore... Also led the WAC with 16 tackles for loss (39 yards) that year... Selected WAC Defensive Player of the Week after win over Air Force in '92 with 10 tackles (seven solos), a two-yard sack, five tackles for loss and two quarterback pressures... Was named the Utes' Newcomer of the Year following his freshman campaign in 1991... Originally recruited as a tight end, but was moved to the defensive line during fall drills... Saw action in every game at right end and tackle as a freshman, making 24 tackles (13 solos) with three sacks... In high school, was All-State, All-Region and All-League selection, serving as team captain at Mancos (Colo.) High... Three-time All-League choice in basketball as well... Shattered two backboards as a prep in leading the hoop squad to the state tournament... Exercise and sports science major at Utah... Co-hosted a radio show on WMAX Radio in Flint, Mich. on Mondays during the 1998-99 seasons... Very active in the community, he is serving as a state-wide spokesman for Michigan's Fatherhood Is Forever campaign for four-year span beginning in 1997... Is in the process of establishing his own foundation... During 1998-99 off-seasons, he held football camps for under-privileged children in Detroit, Utah and Colorado... Has begun work in establishing a reading fundamentals program in Utah... Honorary chairperson of the Oakland Livingston Human Service Agency's "Walk For Warmth" in 1997-98... Lions' 2000 United Way spokesman... Enjoys speaking to youth and Christian groups... Spokesperson for the Detroit Lions Courage House and Lions' annual Thanksgiving Day coat drive... Participates in Lions' school assembly and hospital visits programs... Son of John and Segal Ellis... He and wife, Rebecca, have four children — Kaden, 5, Olivia, 3, Christian, 1 and Isaiah (born March 28, 2000)... Hometown is Mancos, Colorado.



23

TERRY FAIR

Cornerback

Tennessee

Ht: 5-9

Born: 7/20/76

3rd Year

Wt: 185

(D-1 in '98)



GAMES PLAYED/STARTED: 1998 (14/10); 1999 (11/11) **TOTAL:** (25/21)

PRO: Third-year cornerback who has many of the needed tools to rise into the upper echelon of young cornerbacks league-wide... Besides physical tools, possesses the mentality necessary to compete with opposing teams' top receivers on a weekly basis... Made solid strides in defensive mechanics and approach to game in off-season between rookie season and sophomore campaign... Electric return specialist who reprised role running back kickoffs during '99, but was taken off punt return squad for majority of the season... Four return touchdowns already in young career ties him for fifth on Lions' all-time list (two kickoffs, one fumble recovery and one interception)... His 2,180 career kickoff return yards already rank fifth on Lions' all-time list and he would need 763 yards in 2000 to move into second-place... Owns two of the top seven all-time single-game kickoff return totals in team history — 244 yards in season opener at Green Bay (9/6/98) ranks second, and 175 yards at Jacksonville (12/6/98) is seventh on the list...

FAIR'S SINGLE-GAME BESTS

- TACKLES:** 11 vs. Tampa Bay 10/31/99
- PASSES DEFENDED:** 3 vs. St. Louis 11/7/99
- INTERCEPTIONS:** 2 vs. Minnesota 10/17/99
- LONG INT. RETURN:** 41t vs. Minnesota 10/17/99
- LONG FUMBLE RETURN:** 35t at Arizona 11/14/99
- PUNT RETURNS:** 8 at Philadelphia 11/8/98
- PUNT RETURN YARDS:** 44 vs. Arizona 11/1/98
- LONG PUNT RETURN:** 36 vs. Green Bay 9/19/99
- KICKOFF RETURNS:** 6 at Green Bay 9/6/98; at Minnesota 9/20/98
- KICKOFF RETURN YARDS:** 244 at Green Bay 9/6/98
- LONG KICKOFF RETURN:** 105t vs. Tampa Bay 9/28/98

FAIR'S DEFENSIVE STATISTICS

Date	Opp.	TACKLES			Sacks No/Yds	Int's No/Yds	Passes Def.	Fumbles Rec./For.	Spec. Teams Tackles
		Total	Solo	Asst.					
9/12	@ Sea	5	5	0	0/0	0/0	0	0/0	0
9/19	GB	5	2	3	0/0	0/0	0	0/0	0
9/26	@ KC	3	3	0	0/0	0/0	0	0/0	0
10/10	SD	7	5	2	0/0	0/0	2	0/0	0
10/17	MIN	4	4	0	0/0	2/43	0	0/0	0
10/24	@ Car	6	5	1	0/0	0/0	1	0/0	0
10/31	TB	11	9	2	0/0	0/0	2	0/1	0
11/7	STL	5	5	0	0/0	1/6	3	0/0	0
11/14	@ Ariz	4	4	0	0/0	0/0	0	1/0	0
11/21	@ GB	5	5	0	0/0	0/0	2	0/0	0
11/25	CHI	5	5	0	0/0	0/0	1	0/0	0
12/5	WASH	INACTIVE — INJURY							
12/12	@ TB	INACTIVE — INJURY							
12/19	@ Chi	RESERVE — NON-FOOTBALL INJURY							
12/25	DEN	RESERVE — NON-FOOTBALL INJURY							
1/2	@ Min	RESERVE — NON-FOOTBALL INJURY							
1999		60	52	8	0/0	3/49	11	1/1	0
1998		58	40	18	1/1	0/0	6	0/0	0
Career		118	92	26	1/1	3/49	17	1/1	0

Lions' first round pick in 1998 NFL Draft (20th overall). 1999: Stepped into a more comfortable and solid role as Lions' top cover man out of the secondary... Lined up on the right side predominantly, but gained experience necessary to flip sides depending on matchups... Was playing a prominent role as season progressed in Lions' improved defensive fortunes until being placed on Reserve-Non Football Injury list on December 14 with an off-field hand injury... Despite missing five contests, set career-highs in tackles (60), passes defended (11) and interceptions (three) and was playing his best football at time of injury... Returned 34 kickoffs for 752 yards (22.1 avg.), and 11 punts for 97 yards (8.8 avg.) in limited role... Had a huge impact vs. Green Bay (9/19),

returning his first true KO of the season 91 yards to set up the team's go-ahead touchdown... Also had career-long 36-yard punt return in the same game... Named NFC Special Teams Player of the Week for his performance vs. Packers (second-such award of career)... Collected the first two INT's of his career vs. Minnesota (10/17), returning the first one 41 yards for a score... Garnered a career-high 11 stops vs. Tampa Bay (10/31) as well as forcing key fumble at the Lions' one yard-line (first of career)... Recorded his third interception of the season, in addition to career-high three passes defended vs. St. Louis (11/7)... Scored second defensive TD of the season in hometown return at Arizona (11/14) — scooped up fumble caused by

PLAYER BIOGRAPHIES

Travis Kirschke in fourth quarter and returned it 35 yards for the score (first fumble recovery of career)... Inactive vs. Washington (12/5) and at Tampa Bay (12/12) while waiting to see what recovery time would be needed after hand surgery (December 7), but was placed on Reserve-NFI list on December 14. **1998:** Enjoyed stellar rookie campaign in 1998, breaking into starting lineup at cornerback (10 starts) and establishing himself as one of the NFL's most dangerous kickoff return specialists... Began season as nickel back, but claimed starting right cornerback in sixth game of the season and remained there throughout the remainder of '98... Finished rookie year with 58 tackles, one sack and six passes defended... Led NFL in kickoff return average (28.0 yards per return), including two touchdowns... Named as an alternate on the 1999 NFC Pro Bowl squad (return specialist)... Pro Football Weekly named him to their All-Rookie squad as both a cornerback and return specialist... Included in return totals were two kickoff returns for a TD — a team-record 105-yarder vs. Tampa Bay (9/28) and a 101-yarder in season opener at Green Bay (9/6) — in addition to a 57-yarder at Jacksonville (12/6) and a 61-yard effort at Philadelphia (11/8)... TD at Green Bay in season opener signaled the first Lion score on a kickoff return since Johnnie Morton's 94-yard jaunt at Miami on December 25, 1994... Fair also became the first NFL player since Kansas City's Tamarick Vanover to return a kickoff for a score in his first NFL game... Fair became the first player since the AFL/NFL merger in 1970 to return two kickoffs for TD in his first four pro games... 105-yard effort was the longest KO return in the NFL since St. Louis' Roy Green's 106-yarder for TD vs. Dallas in 1979... Named NFC Special Teams Player of the Week following outing vs. Tampa Bay, and also was named NFC Special Teams Player of the Month for September... KO return total from '98 ranks second in Lions' history, trailing only Glyn Milburn's 1,627 yards in 1996... His 51 kickoff returns in '98 are the third-highest seasonal total in team annals... Despite missing two full games, his 1,428 kickoff return yards was the 10th-highest single-season mark in NFL history... Also returned 30 punts for 189 yards (6.3 avg.)... Inactive at Chicago (10/4) with a bruised knee... Career-high seven tackles and first sack of career vs. Chicago (11/15)... Equaled career-high with seven tackles at San Francisco (12/14)... Bruised shoulder early in game vs. Atlanta (12/20) forced him into nickel duty and off return teams for majority of contest... That injury also caused him to miss season finale at Baltimore (12/27).

COLLEGE and PERSONAL: All-Southeastern Conference first-team pick by The Associated Press and Football News as a senior in 1997... Played right cornerback in '97, recording 39 tackles (26 solos) with five interceptions, nine pass deflections and a forced fumble... Also returned 19 punts for 272 yards (14.3 avg.) and two kickoffs for 30 yards that year as well... Did not allow an opponent to catch a pass in five contests as a senior... Recorded two interceptions and a forced fumble in a 59-31 win over Kentucky in '97... Set a school record with 157 yards on seven punt returns vs. Auburn in the 1997

FAIR'S SPECIAL TEAMS STATISTICS

1999 Date	Opp.	No.	Yds.	Punt Returns				Kickoff Returns			
				Avg.	Long	TD	No.	Yds.	Avg.	Long	TD
9/12	@ Sea	3	11	3.7	12	0	1	17	17.0	17	0
9/19	GB	5	59	11.8	36	0	1	91	91.9	91	0
9/26	@ KC	0	0	0.0	0	0	3	55	18.3	24	0
10/10	SD	1	13	13.0	13	0	5	112	22.4	28	0
10/17	MIN	0	0	0.0	0	0	5	106	21.2	27	0
10/24	@ Car	0	0	0.0	0	0	4	130	32.5	57	0
10/31	TB	0	0	0.0	0	0	1	23	23.0	23	0
11/7	STL	1	9	9.9	9	0	1	26	26.0	26	0
11/14	@ Ariz	1	5	5.0	5	0	5	77	15.4	20	0
11/21	@ GB	0	0	0.0	0	0	4	49	12.3	18	0
11/25	CHI	0	0	0.0	0	0	4	66	16.5	20	0
12/5	WASH			INACTIVE — INJURY							
12/12	@ TB			INACTIVE — INJURY							
12/19	@ Chi			RESERVE — NON-FOOTBALL INJURY							
12/25	DEN			RESERVE — NON-FOOTBALL INJURY							
1/2	@ Min			RESERVE — NON-FOOTBALL INJURY							
1999		11	97	8.8	36	0	34	752	22.1	91	0
1998		30	189	6.3	23	0	51	1,428	28.0	105†	2
Career		41	286	7.0	36	0	85	2,180	25.6	105†	2

- Fair's team-record 105-yard kickoff return for a touchdown on September 28, 1998 was the longest in the NFL since St. Louis' Roy Green returned a kickoff 106 yards for a score in 1979.
- Fair's brother, Brian, was a standout guard on the Connecticut men's basketball team from 1991-95.

SEC championship game... All-American honorable mention and All-SEC first-team pick as a junior in 1996 by The Poor Man's Guide to the NFL Draft... Started 11 games at right cornerback in '96, making 33 tackles (23 solos) and tying for the team lead with four interceptions for 94 yards... Second in the SEC and eighth in the nation with 29 punt returns for 400 yards (13.8 avg.) and two touchdowns in '96 as well... Began the '96 season in explosive fashion, recovering a fumble which he advanced 47 yards for a touchdown and had a 47-yard punt return that led to another Vol score in a 62-3 trouncing of Nevada-Las Vegas... Posted eight tackles and an 86-yard touchdown (punt return) in a 35-20 defeat of UCLA as a junior... Other '96 highlights included a 56-yard interceptions return in a 20-13 decision over Alabama and an 86-yard punt return for a touchdown in a 55-14 trouncing of Arkansas... Posted seven solo tackles and an interception in the 1997 Florida Citrus Bowl (48-28 victory over Northwestern)... Started 11 games at right cornerback as a sophomore in 1995, recording 50 tackles (43 solos) and a stop for a four-yard loss... Also caused and recovered a fumble, deflected four passes and had a pair of interception... Also had six kickoff returns for 166 yards (27.7 avg.) and five punt returns for 73 yards (14.6 avg.) in '95... Registered 10 tackles and a pass deflection in a 30-27 decision over Georgia, and a career-high 11 tackles vs. Florida... Did not allow a reception for the fourth straight game in a 34-31 defeat of Kentucky... Freshman All-American selection by The Gridiron Report in 1994... Freshman All-SEC team pick by the Knoxville News-Sentinel the same year... Appeared in every game in '94, starting six of the final seven contests at right cornerback... Finished initial college season with 41 tackles (29 solos) and three passes defended... Came off the bench to register 10 tackles (eight solos) and batted away a pass vs. Georgia... In his first career start, he made three solo tackles as the Vols dominated Washington State 10-9... Had seven tackles in a 45-23 triumph over Virginia Tech in the 1994 Gator Bowl... Super Prep and Blue Chip illustrated prep All-American selection in 1993, in addition to All-Arizona, All-Phoenix, All-Conference and All-Valley honors during his career as a defensive back at South Mountain (Phoenix, Ariz.) High School... Rated the nation's 14th-best athlete by Super Prep coming out of high school... Three-year starter on both sides of the ball... Rushed for



1,475 yards and 28 touchdowns on 172 carries (8.6 avg.) as a prep senior in 1993 — gained over 3,000 yards on the ground during his prep career... Also saw action at flanker and quarterback in his sophomore campaign... Returned a punt 82 yards for a touchdown (state record) in the 1993 Arizona prep championship game... Class 5A All-State pick in basketball, averaging 17 points and six assists per

game as a junior in 1992... Also lettered in track, competing in the high jump (6'8")... Spokesman for United States census 2000 Campaign in Detroit... Brother, Brian, was a standout guard for the University of Connecticut's men's basketball team from 1991-95... Gridiron coach was Cleveland Dansby... Psychology major at Tennessee... Born Terrance Delon Fair.

51

SCOTT FIELDS

Linebacker

Southern California 3rd Year

Ht: 6-2

Wt: 220

Born: 3/22/73

(FA in '99)

GAMES STARTED/PLAYED: 1996 (6/0); 1997 (0/0); 1998 (0/0); 1999 (2/0) **TOTAL:** (8/0)

PRO: Veteran linebacker signed by Lions to their practice squad December 22, 1999 who will aim to make the team's 53-man roster in 2000 training camp... Has spent time with three other teams besides Detroit — entering the NFL with Atlanta in 1996, serving in training camp with the Tampa Bay Buccaneers in 1998 and moving on and off the Seattle Seahawks' 53-man roster in the early part of 1999... Has played in eight NFL games — six as a rookie in '96 and two in '99 with Seattle... Originally signed as an undrafted rookie free agent by the Atlanta Falcons on April 22, 1996. **1999:** Spent the first six weeks of the '99 campaign with the Seattle Seahawks... Spent time in their training camp, but was released September 5, and signed onto their practice squad the next day... Signed onto Seattle's 53-man roster on September 17 and saw action in their next two games on special teams — at Chicago (9/19) and at Pittsburgh (9/26) — making one tackle... Was released September 28, signed back onto the practice squad two days later and released on October 19... Signed onto the Lions' practice squad December 22, where he spent the remainder of the '99 season. **1998:** Was in training camp with the Tampa Bay Buccaneers... Signed with the Bucs as a free agent on July 21, and was released on August 25. **1997:** Spent the 1997 season out of football. **1996:** Signed as an undrafted rookie free agent with the Atlanta Falcons on April 22, and played in the team's first six games of the season after making the 53-man squad coming out of training camp... Saw action predominantly on special teams, making three

- Fields spent part of his collegiate career at USC playing tailback.
- Fields' cousin, Darryll Lewis, won the 1990 Jim Thorpe Award while at the University of Arizona, and played cornerback in the NFL from 1991-99 with the Tennessee Titans and San Diego Chargers.



tackles... After playing in the first six games, was inactive at Dallas (10/20), then released following the game... Signed onto Falcons' practice squad a week later and spent the next seven weeks there before being signed back onto the active roster for the season finale at Jacksonville (12/22)... Was inactive for that game with the Jaguars.

COLLEGE and PERSONAL: Senior starter at linebacker in 1995 for USC's Rose Bowl championship squad... Recorded 81 tackles, an interception and three tackles for loss in '95... As a junior in 1994, he played strong safety for the majority of the season, but shifted to linebacker prior to the Trojans' Cotton Bowl appearance... Played tailback as a sophomore in 1993, rushing for 231 yards and two touchdowns in 61 carries... Garnered prep All-American honors at Bishop Amat (La Puente, Calif.) High School... Ran for 1,589 yards and 16 touchdowns in 242 carries as a prep senior to lead his team to a second consecutive Angeles League Championship... In his two-year prep career, he rushed for 3,005 yards and 33 touchdowns... Also played basketball and was a member of the track team in high school... His cousin, Darryll Lewis, won the 1990 Jim Thorpe Award at the University of Arizona, and played cornerback in the NFL for the Tennessee Titans and San Diego Chargers from 1991-99.

71

AARON GIBSON

Tackle

Wisconsin

Ht: 6-4

Born: 9/27/77

2nd Year

Wt: 380

(D-1b in '99)



PRO and 1999: Lions' second of two first round choices in 1999 NFL Draft (27th overall)...

Was slated to serve as team's starting right tackle in rookie season, but was forced to miss the

'99 campaign with a shoulder injury... Had surgery performed on shoulder by Dr. James Andrews on September 2 in Birmingham, Ala... Impressed in '99 mini-camps and first portion of training camp, not only with almost unprecedented size and strength, but with flexibility and ability to weave in and out of traffic along the line of scrimmage... Will likely step into starting right tackle role in 2000, with his long-term future looked upon as being extremely bright.

- While at Wisconsin, Gibson helped plow running room for 1999 Heisman Trophy winner Ron Dayne.
- Gibson was slated as Detroit's starting right tackle in his rookie season, but was placed on Injured Reserve after injuring his shoulder in training camp.

COLLEGE and PERSONAL: First-team All-America selection by most media outlets as a senior in 1998 as well as being named unanimous first-team All-Big Ten... Football Writers Association, American Football Coaches Association, Football News and Walter Camp Foundation All-American first-team selection as a senior as well...

First Badger to be named a finalist for both the Lombardi Award and Outland Trophy ('98)... Shared team Most Valuable Player honors in '98 as starting right tackle... Helped pave the way for an offense that averaged 204.3 yards per game rushing (19th in the nation) in '98... Matched up with Lions' DE Jared DeVries in '98 game vs. Iowa, with the Badgers piling up 280 yards rushing in the game... Football News All-American honorable mention as a junior in 1997... All-Big Ten first-team choice that year as well... Featured in a New York Times

Magazine article on the evolution of the offensive lineman from the 1920's to the present (Gibson represented the "lineman of the future" in the story)... ABC News' 20/20 interviewed Gibson for a feature on large linemen while he was a junior... Played behind All-American Jerry Wunsch at right tackle as a sophomore in 1996 and was also used as a blocking tight end in the second half of the season... Featured on an ESPN "Game Day" segment that year when he did a "show and tell" with his custom-made equipment... Did not play under NCAA Proposition 48 rules as a freshman in 1995... Earned All-American honors from USA Today, Prep Football Report, Super Prep and Bigger, Stronger, Faster Magazine at Decatur Central (Indianapolis, Ind.) High School as a prep senior in 1994... First-team All-State pick and a member of Bloomington Herald-Times' "Top 33" team that year as well... Recovered eight fumbles and broke up 11 passes in his prep career while also playing on the defensive side of the ball... Lettered three times in football and four times in track and field in high school... Afro-American Studies major at Wisconsin... Son of Richard and Constance Gibson.



4

JASON HANSON

Kicker

Washington State 9th Year

Ht: 5-11

Wt: 183

Born: 6/17/70

(D-2b in '92)



GAMES PLAYED/STARTED: 1992 (16/0); 1993 (16/0) [1/0]; 1994 (16/0) [1/0]; 1995 (16/0) [1/0]; 1996 (16/0); 1997 (16/0) [1/0]; 1998 (16/0); 1999 (16/0) [1/0] **TOTAL:** (128/0) [5/0]

PRO: Recognized as one of the top kickers in the NFL... Combines a strong leg with pinpoint accuracy... Planks second on franchise's all-time scoring (857 points), field goals made (194) and converted PAT's (275) lists... Also owns the two longest field goals ever made by a Detroit Lion (55 and 56-yards), and team's longest streak of consecutive field goals made (24 in 1997)... Voted to two of the last three Pro Bowls (following 1997 and '99 campaigns)... Has led squad in scoring in each of his eight pro seasons... Broke his own Lions' single-season scoring record (previously 130 points in 1993) with 132 points in 1995... 1999 marked his fifth season over 100 points — also in 1993, '95, '97 and '98... Has connected on 179-of-204 (.877) career field goal attempts inside the 50-yard line, the highest percentage in NFL history... A remarkable 127-of-131 (.969) from inside the 40-yard line for his career... Enters 2000 having connected on 84 of his last 92 field goal attempts (.913) inside 50 yards, dating back to the beginning of the 1996 campaign... Team is 37-19 (.661) in his career when he kicks two-or-more field goals in a game, and was 26-8 (.765) from 1993-97... Lions are 22-7 (.759) during his career when he makes three-or-more field goals in a game, and 10-0 when he converts four field goals in a contest... Has only missed five extra points in his career (275-of-280) and has been perfect in PAT tries in four different seasons (1992-93, 1995-96)... Only Lion ever to kick two field goals of 50 yards-or-more in the same game (52 and 55-yards vs. Indianapolis 11/23/97 and 50 and 52-yards vs. Washington 12/5/99)... Since his

HANSON'S SINGLE-GAME BESTS

FG ATTEMPTS: 7 vs. Minnesota 10/17/99
FIELD GOALS: 6 vs. Minnesota 10/17/99
EXTRA POINTS: 7 vs. Chicago 11/27/97
POINTS SCORED: 19 vs. Minnesota 10/17/99
LONG FIELD GOAL: 56 vs. Cleveland 10/9/95

HANSON'S KICKING STATISTICS

FIELD GOAL ACCURACY												
1999	Date	Opp.	1-19	20-29	30-39	40-49	50+	Total	Pct.	Long	PAT's	Points
	9/12	@ Sea	0-0	0-0	0-0	1-1	1-1	2-2	1.000	51	2-3	8
	9/19	GB	0-0	0-0	0-0	1-1	0-0	1-1	1.000	48	2-2	5
	9/26	@ KC	0-0	0-0	0-0	0-0	0-0	0-0	-	-	1-1	1
	10/10	SD	0-0	1-1	0-0	0-0	0-0	1-1	1.000	23	1-1	4
	10/17	MIN	0-0	2-2	1-1	3-4	0-0	6-7	.857	49	1-1	19
	10/24	@ Car	0-0	1-1	0-0	0-0	0-0	1-1	1.000	29	3-3	6
	10/31	TB	0-0	0-0	0-0	1-1	1-1	2-2	1.000	50	2-2	8
	11/7	STL	0-0	1-1	0-0	2-2	0-0	3-3	1.000	44	2-2	11
	11/14	@ Ariz	0-0	0-0	0-0	0-0	0-1	0-1	.000	-	1-1	1
	11/21	@ GB	0-0	0-0	0-0	1-1	0-0	1-1	1.000	46	2-2	5
	11/25	CHI	0-0	0-0	0-0	0-0	0-1	0-1	.000	-	3-3	3
	12/5	WASH	0-0	0-0	1-1	1-2	2-2	4-5	.800	52	3-3	15
	12/12	@ TB	0-0	2-2	1-1	0-0	0-0	3-3	1.000	37	1-1	10
	12/19	@ Chi	0-0	1-1	0-0	0-0	0-1	1-2	.500	24	1-1	4
	12/25	DEN	0-0	0-0	0-0	0-0	0-0	0-0	-	-	1-1	1
	1/2	@ Min	0-0	0-0	1-1	0-0	0-1	1-2	.500	39	2-2	5
1999			0-0	8-8	4-4	10-12	4-8	26-32	.813	52	28-29	106
1992			0-0	5-5	10-10	4-6	2-5	21-26	.808	52	30-30	93
1993			1-1	8-8	15-15	7-12	3-7	34-43	.790	53	28-28	130
1994			0-0	6-7	7-7	5-8	0-5	18-27	.667	49	39-40	93
1995			2-2	4-4	16-17	5-10	1-1	28-34	.824	56	48-48	132
1996			0-0	4-4	4-5	3-5	1-3	12-17	.706	51	36-36	72
1997			0-0	10-10	8-9	5-5	3-5	26-29	.897	55	39-40	117
1998			0-0	8-8	7-7	13-15	1-3	29-33	.879	51	27-29	114
Career			3-3	53-54	71-74	52-73	15-37	194-241	.805	56	275-280	857

- Since arriving in the NFL in 1992, Hanson has scored 857 points (second on the all-time Lions' list). Only five players league-wide have scored more points than Hanson during that span.
- Hanson set a franchise record in 1997 by connecting on 24 consecutive field goals.

arrival into the NFL in 1992, only five kickers have scored more than his 857 points... Selected by the Lions in the second round of the 1992 NFL Draft (56th overall). 1999: Another typically outstanding season for Hanson, which was capped off by being named to his second career NFC Pro Bowl squad (also following 1997)... Eclipsed the 100-point plateau for fifth time in his eight-year career, and third season in a row (finished year with team-high 106 points)... Voted by teammates as the Yale Lary Special Teams MVP following '99 for third time in his career

PLAYER BIOGRAPHIES

(also in 1993, '97)... Named first-team All-NFC by both Pro Football Weekly and Football News... Made NFC-high 26-of-32 field goal attempts, including career-high four of 50+ yards (15 in career)... All six misses were from 46 yards-or-longer in '99, including a 57-yard attempt at Arizona (11/14) and a 58-yard try at Minnesota (1/2)... Named NFC Special Teams Player of the Month for October on November 4... Signed long-term contract extension prior to 1999 season (through 2004)... Both of his late-game field goals in first two wins of '99 gave the Lions a key eight-point lead in final minutes — a 49-yarder at Seattle (9/12) with 2:46 remaining and a 48-yard effort vs. Green Bay (9/19) with 2:10 left in the game... Also included in output at Seahawks was a 51-yard field goal... Career landmark day vs. Minnesota (10/17) with team-record-tying and career-high six field goals, including game-winning 48-yard effort with seven seconds remaining in the game (sixth game-winner of career) — named NFC Special Teams Player of the Week for his effort... With six field goals that day, he became one of 17 players in NFL history to accomplish that feat... Seven FG attempts on the day were a career-high as well, in addition to recording career-high 19 points... Three field goal effort helped Lions to a 31-27 win over St. Louis (11/7)... Second '99 outing of four-or-more field goals came vs. Washington (12/5), including two efforts of 50+ (50 and 52-yards)... Became 11th player in NFL history to kick two 50+-yarders in the same game twice in his career (also vs. Indy on 11/23/97)... Other '99 outing of three field goals came at Tampa Bay (12/12)... Converted his only PAT attempt and did not try a field goal in Lions' NFC Wild Card Playoff Game at Washington (1/8)... 1998: Team scoring leader for seventh consecutive season with 114 points... Another all-around banner year, connecting on 29-of-33 field goals and being named as an alternate to the 1999 NFC Pro Bowl squad... Named by Sporting News as the NFL's top kicker at the season's midway point... Made two-or-more field goals in 11 contests, including eight consecutive games (Games 3-10)... Prior to missing two field goals (47 and 43 yards) in Games 12-13, his only misses on the season were a 58-yard attempt in the last minute of play at Philadelphia (11/6) and a 53-yarder in swirling wind at Chicago (10/4)... A 43-yard miss vs. Pittsburgh (11/26) was his first miss from the 40-49-yard range since the regular season finale in 1996 (16 in a row) and also broke a string of 23 consecutive field goals made from inside 50 yards... Eighth career four-field goal outing vs. Pittsburgh (11/26)... Game vs. Pittsburgh (11/26) also saw him drill a season-long 51-yarder and resulted in the fifth overtime game-winning kick of his career (first since 1994)... Also had three additional games of three field goals in '98 — vs. Arizona (11/1), at Philadelphia (11/8) and at Jacksonville (12/6)... 1997: Enjoyed outstanding season, capped by first career Pro Bowl appearance... Team scoring leader for sixth consecutive season with 117 points... Converted a franchise record 24 straight field goal attempts en route to making 26-of-29 tries on the season (career-high .897)... Hit the upright on his first field goal try of the year vs. Tampa Bay (9/7) from 52 yards out and didn't miss until a 50-yard attempt at Minnesota (12/14)... Became the first Lion to kick two field goals of 50 yards-or-longer in the same game with efforts of 52 and 55 yards vs. Indianapolis (11/23)... Was the first kicker in the league to accomplish that feat since Carolina's John Kasay did so September 8, 1996... Recorded the sixth and seventh four field goal outings of his career — at Chicago (9/14) and vs. Green Bay (9/28)... Converted a career-high seven PAT's in Lions' Thanksgiving Day win over Chicago (11/27)... Had his streak of consecutive PAT's broken at 126 at Miami (12/7)... 1996: Again led team in scoring with career-low 72 points... Low scoring output was more an indictment of team's relatively low amount of field goal attempts (career-low 17), rather than fall in Hanson's kicking efficiency... Perfect 36-of-36 in PAT tries (fourth perfect PAT season of career)... Started season in fine fashion with field goals (24 and 39 yards) at Minnesota (9/1)... Had streak of eight consecutive field goals snapped the following week vs. Tampa Bay (9/8) as a 53-yard attempt sailed wide right... Booted season-long 51-yarder at Philadelphia (9/15) — the seventh of 50-or-more yards in his career... Attempted only four field goals on eight-game stretch in middle of the year, making three of them — one each in games at Green Bay (11/3), vs. Seattle (11/17) and vs. Kansas City (11/28)... 43-yard effort vs. Seahawks with 4:43 remaining proved to be the game-winner... Most prolific game of season came vs. Minnesota (12/8) when he drilled a season-high three field goals (30, 31 and 48-yards) in a season-high four attempts (missing from 48 yards wide right)... 1995: Enjoyed outstanding year, as he was named as the alternate on the 1996 NFC Pro Bowl squad... Was NFC's top scorer among kickers with team-record 132 points (tied for second in the NFL)... Was a perfect 48-48 on PAT's (career-high and third perfect PAT year of

career)... Drilled 28-of-34 field goals (.824) on the year, with three of the misses coming on blocks... 48 PAT's on the year broke Eddie Murray's club record of 46 set in 1981... Was good from both 43 and 36 yards in addition to making both PAT's at Pittsburgh (9/3)... Named NFC Special Teams Player of the Week for his four-of-four field goal effort (plus four touchbacks on kickoffs) in Detroit's win over San Francisco (9/25)... Only effort vs. Cleveland (10/8) was record-breaking 56-yarder, in addition to making all five PAT's... Made field goal attempts of 42, 20 and 39 (and all three PAT's) at Washington (10/22)... Converted two-of-three field goal attempts, making from 29 and 18 yards, but had a 34-yard effort blocked, only the second FG in his then-career under 40 yards he failed to convert vs. Tampa Bay (11/12)... Connected on three-of-four attempts vs. Minnesota (11/23), making 32, 39 and 40-yards, while also missing wide from 40 yards. Also was good on all five PAT's giving him a career-high tying 14 points for the contest... Tied career-high with 14 points vs. Jacksonville (12/17) as he was perfect on all field goal attempts (38, 39 and 33 yards) and five-of-five PAT's... Was good on all three field goal attempts (33, 39 and 45 yards) and connected on all four PAT's at Tampa Bay (12/23)... 1994: By his standards, had a disappointing season, but did set an NFL record with three game-winning overtime kicks... Converted 18-of-27 field goals (.667)... Booted a 37-yarder in overtime to win the season-opener vs. Atlanta (9/4), despite a severely bruised shin on his kicking leg (injured making game-saving tackle on kickoff after Lions' tying TD)... The shin injury prevented him from practicing prior to game at Minnesota (9/11)... Kicked his second game-winning field goal of the season, a 44-yarder in overtime at Dallas (9/19)... Also connected from 32 yards and missed from 51 and had efforts from 51 and 57 yards blocked against the Cowboys... Kicked his third game-winning field goal of the season, a 24-yarder in overtime, at N.Y. Giants (10/30)... Executed a flawless onside kick that was recovered by Herman Moore at Green Bay (11/4)... Connected on five-of-five PAT's vs. Buffalo on Thanksgiving Day, but did not attempt a field goal... Played instrumental role in victory at N.Y. Jets (12/10) — was successful on four-of-four field goal attempts (37, 49, 48 and 23 yards) in rainy and windy conditions at the Meadowlands, the fourth four-field goal game in his career... Also missed the first PAT of his career vs. Jets (blocked) after 90 consecutive makes... 1993: Led the NFC in scoring with then-team-record 130 points (second in the NFL)... His 34 field goals also set a Lions' record and fell one short of the NFL record for most field goals in a season... Connected on three-or-more field goals eight times, with the Lions winning all eight contests... Named All-Pro by the Sporting News... Was the NFC Special Teams Player-of-the-Month for October and December... Lions' Special Teams MVP... Lions Quarterback Club Special Teams MVP... Named the first ever NFC Special Teams Player-of-the-Week (Week 1)... 46-of-78 kickoffs were touchbacks... Converted all three field goal attempts, all three PAT's and booted all seven kickoffs for touchbacks, including one that went through the uprights, in season opener vs. Atlanta (9/5)... Kicked the game-winning field goal (38 yards), in overtime at New England (9/12) — made four-of-five field goals in the game, with his only miss coming from 52 yards... Made four-of-six field goals and both PAT's vs. Phoenix (9/26)... Converted all three field goals and all three PAT's vs. Seattle (10/17), with all seven kickoffs resulting in touchbacks, including one that went through the uprights and one that hit the cross bar... Kicked the game-winning field goal (18 yards) with four seconds remaining in game at L.A. Rams (10/24) — game-winner was one of three field goals on the day... Converted three-of-three field goals and all three PAT's at Minnesota (10/31)... Converted three-of-three field goals vs. Tampa Bay (11/7)... Kicked a then-career-long 53-yard field goal vs. Green Bay (1/2), making three-of-four field goal attempts in the game, with his only miss coming from 56 yards... 1992: Had outstanding rookie year, leading club in scoring with 93 points... Was named Offensive Rookie of the Year by Pro Football Weekly... Selected to the All-Rookie team by Pro Football Weekly, P.F.W.A., Football News and College and Pro Football Newsweekly... Did not miss an extra point (30-of-30)... The average attempt of his five missed field goals (21-of-26) on the year was 51.4 yards... Made 18 of his last 19 field goal attempts... Put together a string of 12 straight makes over a ten-game stretch (9/27-12/13)... Field goal percentage of .808 was the third-best in the NFC... Was the only kicker in the NFL not to miss a kick under 45 yards... Became only the fourth Lion to kick two 50-yard field goals in the same season... In his pro debut, made his only field goal attempt, from 38 yards, and all three PAT's at Chicago (9/6)... Booted three field goals in four attempts, converting from 42, 36, and 36 and missing from 54, vs. Tampa Bay (9/27)... First four-field-goal-outing of career at Cincinnati (11/22)... Had his streak of 12



consecutive field goals broken when a 57-yard attempt was blocked vs. Cleveland (12/13)... Made three field goals in three tries (22, 28 and 30 yards) vs. Chicago (12/20).

COLLEGE and PERSONAL: Considered one of the finest kicking specialists in the history of college football... Made 57.1 percent of his field goal tries (20-of-35) from 50 yards-or-longer, setting Washington State and PAC 10 records... His 20 field goals from 50 yards-or-longer set an NCAA mark, topping the previous career mark of 16 by Tony Franklin of Texas A & M (38 attempts, 1975-78)... His 39 collegiate field goals of 40 yards-or-longer surpassed Russell Enkleben of Texas' NCAA career record of 32... Holds the school record with 328 points, topping the old mark of 248 points by Steve Broussard (1986-89)... Kicked at least two field goals in a game 20 times, surpassing Kevin Butler of Georgia's NCAA record (17, 1981-84)... Holds WSU's all-time records with 63 field goals and 139 conversions... All-American third-team selection by the Poor Man's Guide to the NFL Draft and Football News as a senior in 1991... All-PAC 10 first-team choice as a punter and second-team pick as a kicker his senior year... Led the team with 58 points his senior year and led the conference with 55 punts for 2,245 yards (40.8 avg.)... Kicked a 62-yard field goal that year, the longest field goal without a tee in NCAA history... GTE/CoSIDA Academic All-American pick... Set a conference

record by making seven-of-nine field goals from 50 yards-or-longer in 1991 as well, one shy of the NCAA season mark... All-American choice as a punter by ESPN his junior year in 1990... Was a unanimous All-American first-team pick as a sophomore in 1989... Lettered twice in football, three times in soccer and once in basketball at Mead (Spokane, Wash.) High... All-Greater Spokane League grid pick as a kicker and punter... Named All-State first-team by the Washington Sportswriters Association... Received a Bachelor of Science degree in pre-med from Washington State, possessing a 3.8 grade point average... Washington State University Presidential Scholar recipient... Brother, Travis, handled placekicking duties for the Washington Huskies (1990-93)... Won the "Longest Drive" contest at the 1996 Detroit Lions Invitational golf tournament (a 290-yarder down the middle of the fairway)... Helped establish Providence Youth Outreach, a Pontiac, Mich., organization which helps at-risk youth from ages 12-22... Through his "Points For Providence" program, he donates \$200 for every field goal he kicks... Also assists with soliciting corporate contributions for Providence Youth Outreach... Active speaker before youth and Christian groups in Michigan and Washington... Born Jason Douglas Hanson in Spokane, Wash.... He and his wife, Kathleen, were married in 1992 and have a son, Ryan, who was born in February 1996, and a daughter, Jessica, 1.

POINTS SCORED IN THE NFL SINCE 1992

Player	Points
1. Gary Andersen	938
2. Steve Christie	902
3. Al Del Greco	896
4. Pete Stoyanovich	879
5. Morten Anderson	875
6. JASON HANSON	857

CAREER FOUR-OR-MORE-FIELD GOAL OUTINGS

Date	Opponent	Score
11/22/92	at Cincinnati	W, 19-13
9/12/93	at New England	W, 19-16 (OT)
9/26/93	ARIZONA	W, 26-20
12/10/94	at New York Jets	W, 18-7
9/25/95	SAN FRANCISCO	W, 27-24
9/14/97	at Chicago	W, 32-7
9/28/97	GREEN BAY	W, 26-15
11/26/98	PITTSBURGH	W, 19-16 (OT)
10/17/99	MINNESOTA (6)	W, 25-23
12/5/99	WASHINGTON	W, 33-17

64

JEFF HARTINGS

Guard

Penn State

Ht: 6-3

Born: 9/7/72

5th Year

Wt: 293

(D-16 in '96)

GAMES PLAYED/STARTED: 1996 (11/10); 1997 (16/16) [1/1]; 1998 (13/13); 1999 (16/16) [1/1] **TOTAL:** (56/55) [2/2]

PRO: Has developed into one of squad's most dependable, durable performers and has begun to garner acclaim league-wide as one of most consistent interior linemen... A cornerstone of Lions' offensive line for years to come... A fixture at the team's starting right guard spot almost immediately since reporting to team in October of his rookie year after a lengthy contract holdout... Strong drive-blocker with thick legs and fine upper body strength... Second of two Lions' first round picks in 1996 NFL Draft (23rd overall). **1999:** Continued his high level of play as one of most consistent performers among all Lions... Named Pro

- Hartings is from the same hometown (St. Henry, Ohio) as former Pro Bowl tackle, Jim Lachey, and NFL quarterback, Bobby Hoying.
- After missing all of training camp, preseason and the regular season's first five games, Hartings entered the Lions' starting lineup only 16 days after signing his first pro contract on September 29, 1996.



Bowl alternate for second consecutive season... One of only three Lions to start all 16 regular season games, in addition to NFC Wild Card Playoff Game at Washington (1/8)... With Ray Roberts out for the last two games of '99 (knee), he became the only offensive lineman to start and finish every game. **1998:** Started all 13 games in which he appeared, missing

PLAYER BIOGRAPHIES

three outings in mid-season with a sprained knee... Voted by teammates as the 1998 Erik Andolsek Most Valuable Offensive Lineman... Played at near-Pro Bowl level down the stretch of the year once he fully re-gained strength and endurance following the injury... Returned to lineup for last seven outings of '98 after missing Games 7-9 with knee injury suffered vs. Green Bay (10/15)... Named second-team All-NFL at midway point of '98 by the Sporting News and as an alternate on the 1999 NFC Pro Bowl squad... 1997: Played extremely well in first full year in the NFL... Starler at right guard for the Lions in every game during '97 campaign, and consistently graded out very well... Part of line that contributed to Barry Sanders becoming only the third player in NFL history to rush for more than 2,000 yards in a single season... Named by Pro Football Weekly as someone who is likely to ascend to Pro Bowl level of play within the next couple of years. 1996: Shook off effects of an initial contract holdout to enjoy impressive rookie campaign, becoming starting right guard less than two weeks after reporting to team... Made remarkable transition learning offensive system (despite missing all of training camp) starting the season's final 10 games after seeing first pro action vs. Atlanta (10/6) only nine days after signing his contract... Was named to NFL All-Rookie team by both USA Today and College and Pro Football Newsweekly... Played very well in first pro start at Oakland (10/13), squaring off against one of the league's toughest interior tackle combinations in Russell Maryland, Chester McClockton and Jerry Ball.

COLLEGE and PERSONAL: Became only the tenth player in school history (1994-95) to earn first-team All-American honors in consecutive years (last was offensive guard Steve Wisniewski, 1987-88)... Joined wide receiver Bobby Engram as the first two Military Lions to earn All-Big

Ten honors three times... 1995 All-American first-team choice by The Poor Man's Guide to the NFL Draft, Walter Camp Foundation, United Press International and the American Football Coaches Association... Semi-finalist for the Lombardi Award in '95... GTE/CoSIDA Academic All-District, National Football Foundation and Hall of Fame Scholar-Athlete, Hitachi/College Football Association Scholar-Athlete Team and Academic All-Big Ten selection... Graded 95 percent for blocking consistency in '95... Did not allow a sack his senior year as he posted 102 knockdowns... Paved the way as the offense averaged 420.3 yards per game in '95... As a junior in 1994, was first-team All-American choice by the Associated Press and Walter Camp, adding second-team honors by Football News, United Press International, College Sports Magazine and The Sporting News... Also earned All-Big Ten and academic all-conference accolades... Started junior year at guard in 1994, paving the way for an offense that led the nation with an average of 520.2 yards in total offense and 47.8 points per game... All-Big Ten first-team choice by the coaches as a sophomore in 1993... Earned a degree in marketing from Penn State... Two-time All-Conference selection, adding All-Ohio honors as a senior at St. Henry (Ohio) High School... Two-way lineman, leading the team to the state title in his senior year in 1991... Recorded 200 tackles with 23 sacks during his prep career and participated in the '91 Ohio North-South All-Star Game... Also lettered in track, performing in the shot put and discus... One of ten children (four brothers, five sisters)... Brother, Scott, played football at Ohio Northern, and another brother, Joe, attended Penn State on a football scholarship.

33

SEDRICK IRVIN

Running Back

Michigan State

2nd Year

Ht: 5-11

Wt: 226

Born: 3/30/78

(D-4 in '99)

GAMES PLAYED/STARTED: 1999 (14/0) [1/0] **TOTAL:** (14/0) [1/0]

PRO and 1999:

Second-year running back who saw increased time out of the backfield as his rookie season progressed... Shows good hands out of the backfield and change-of-pace moves in open field who can make defenders miss in space... Gave offense a good spark in goal-line and third-down situations, both in occasional role in running game and as a receiver (25 receptions for 233 yards both ranked fourth on squad)... Recorded a team-high four rushing TD's... Scored first career touchdown on a 16-yard scamper, in addition to a 21-yard reception at Kansas City (9/26)... Began six-game string at Carolina (10/24) where he was used extensively in third-down role - ran for second TD of the year and caught two passes for 28 yards in game at Panthers, including a 17-yard grab that set up the TD plunge... Made an impact vs. St. Louis (11/7) setting career-high with four catches for 65 yards, including a 31-yard shovel pass... Most active rushing day came at Green Bay (11/21) when he registered career-highs in rushes (eight) and rushing yards (62), including a 51-yard jaunt and a TD... Injured the patellar tendon in his left knee making a cut vs. Chicago (11/25) and missed the subsequent two outings... Returned to action at Chicago (12/19) and equaled career-high with four receptions for 34 yards... Collected two catches for 27 yards in NFC Wild Card Playoff Game at Washington (1/8)... Also saw limited

- Irvin is one of two players in Michigan State history to rush for 1,000 yards in three different seasons.
- Irvin recorded a team-high four rushing touchdowns for the Lions as a rookie in 1999.



time as team's punt return specialist early in the season (two returns for 15 yards)... Lions' fourth round selection in the 1999 NFL Draft (103rd overall).

COLLEGE and PERSONAL: Finished his collegiate career as the school's fourth all-time leading rusher with 3,504 yards despite leaving after only three seasons... Ranks second in MSU annals with 35 rushing touchdowns and 42 total touchdowns... Ranks fifth on the Spartans' all-time scoring list with 252 points, and left East Lansing ranking third in all-purpose yards (4,833) and ninth in career receptions (108)... Joined Tico Duckett (1990-92) as the only players in school history to rush for over 1,000 yards in a season three times... Football News All-American honorable mention and first-team All-Big Ten choice as a junior in 1998... Rushed for a team-high 1,167 yards and 10 touchdowns on 272 carries (4.3 avg.) that year and was third on the squad with 28 receptions for 210 yards (7.5 avg.)... Averaged 120.2 all-purpose yards per game... Rushed 20 times for 120 yards and a score in the season opener vs. Colorado State... Added 119 yards and a TD on 24 carries in big win over Notre



Dame... Rushed for 130 yards and two TD's in game with Indiana... Also had two TD runs in games vs. Northwestern and Illinois, including a season-high 140 yards rushing vs. the Wildcats... Named second-team All-Big Ten by the coaches and media as a sophomore in 1997... Shared the MSU Outstanding Underclass Back Award with cornerback Amp Campbell in '97... Ranked fifth in the Big Ten with a career-best 1,270 yards (seventh-best season total in school history) and seven touchdowns on 246 carries (5.2 avg.) ... Also ranked second on the squad with 40 receptions for 346 yards (8.6 avg.) and four scores... Also returned 23 punts for 313 yards (13.6 avg.) and a touchdown during sophomore campaign and led the team in scoring with 84 points... Averaged 160.8 all-purpose yards per game... Rushed 16 times for 178 yards and two scores, in addition to returning a punt 80 yards for a touchdown in game with Indiana... Had a career-high nine receptions for 77 yards, including a 22-yard touchdown in game with Michigan and also gained 81 rushing yards on 20 carries in the same game... Career-high 33 attempts for 159 yards vs. Illinois... Rushed 28 times for a career-high 238 yards and three scores in big win over Penn State — he and fullback Marc Renaud (203 yards) combined for an NCAA record 441 yards (for two backs) in that game... Football News honorable mention All-American as a freshman in 1996... Earned MSU's Outstanding Underclass Back Award as a true freshman... Rushed for a Michigan State freshman record 1,067 yards (ninth-best single-season total in school history)... Scored a school freshman record 18 touchdowns (second-best overall in Spartan annals)... Carried the ball 237 times for a 4.5-yard average and 16 rushing scores... Second on the

IRVIN'S OFFENSIVE STATISTICS

		RUSHING						RECEIVING					Spec. Teams
Date	Opp.	No.	Yds	Avg.	Lg	TD	No.	Yds	Avg.	Lg	TD	Tackles	
9/12	@ Sea	0	0	0.0	0	0	1	0	0.0	0	0	2	
9/19	GB	1	1	1.0	1	0	0	0	0.0	0	0	1	
9/26	@ KC	3	20	6.7	16t	1	1	21	21.0	21	0	1	
10/10	SD	1	-5	-5.0	-5	0	0	0	0.0	0	0	1	
10/17	MIN	0	0	0.0	0	0	0	0	0.0	0	0	1	
10/24	@ Car	5	9	1.8	4	1	2	28	14.0	17	0	0	
10/31	TB	2	5	2.5	3	1	2	19	9.5	13	0	0	
11/7	STL	4	10	2.5	5	0	4	65	16.3	31	0	0	
11/14	@ Ariz	4	17	4.3	10	0	3	18	6.0	10	0	0	
11/21	@ GB	8	62	7.8	51	1	3	19	6.3	8	0	0	
11/25	CHI	2	3	1.5	3	0	3	20	6.7	7	0	0	
12/5	WASH	INACTIVE - INJURY											
12/12	@ TB	INACTIVE - INJURY											
12/19	@ Chi	1	3	3.0	3	0	4	34	8.5	12	0	0	
12/25	DEN	5	8	1.6	4	0	1	2	2.0	2	0	0	
1/2	@ Min	0	0	0.0	0	0	1	7	7.0	7	0	0	
Career		36	133	3.7	51	4	25	233	9.3	31	0	6	

squad with 40 receptions for 337 yards (8.4 avg.) and a pair of touchdowns in '96... Averaged 121.8 all-purpose yards per game... In his first game for the Spartans, he rushed 13 times for 73 yards and three TD's and caught seven passes for 59 yards, including a 12-yard touchdown... Ran for 152 yards and a TD in 32 carries vs. Minnesota... Rushed for a career-high four touchdowns in addition to rolling up 158 yards in 33 carries vs. Indiana... Threw a 56-yard touchdown pass to Nigea Carter and carried 23 times for 93 yards vs. Penn State... Super Prep and USA Today first-team All-American selection at Miami (Fla.) High School in 1995... Rushed for 1,129 yards and 29 touchdowns as a senior to help Miami High to a 10-1 record... Ran for 1,075 yards and 22 touchdowns as a junior in 1994 at Southridge (Miami, Fla.) High... Communications major at Michigan State... Served as guest conductor in February 1999 for the Lansing Symphony Orchestra in its Direct from the Heart program, a benefit concert for the American Heart Association... Cousin of former Dallas Cowboys' WR Michael Irvin.

69

PAUL JANUS

Guard

Northwestern

Ht: 6-4

Born: 3/17/75

2nd Year

Wt: 294

(FA in '99)

GAMES PLAYED/STARTED: 1998 (5/1); 1999 (0/0) TOTAL: (5/1)

PRO: Interior lineman originally arriving into the NFL signing as an undrafted rookie free agent with the Carolina Panthers on April 18, 1998... Versatile player who can serve in all five spots along the offensive line, in addition to long-snapping ability. 1999: Signed by Lions onto their practice squad on December 8, 1999 and activated onto 53-man roster on December 20 when Ray Roberts was placed on Injured Reserve (was waived by Carolina during training camp)... Inactive for the final two regular season games in first stint on

- After making their roster as an undrafted rookie free agent, Janus was the Carolina Panthers' opening day starting center in 1998.
- Janus was a starter on Northwestern's 1997 Rose Bowl team.



active roster and dressed, but did not play in Lions' NFC Wild Card game at Washington (1/8). 1998: After making Panthers' roster as an undrafted rookie free agent, was on 53-man squad for first five games of the season... Started season opener vs. Atlanta (9/6) at center and then

PLAYER BIOGRAPHIES

appeared in the subsequent four games, mostly on special teams... Only other action along the line came vs. Green Bay (9/27) when he took a few snaps at left tackle... Waived by Carolina on October 13 and signed onto their practice squad, where he remained for the rest of the campaign.

COLLEGE and PERSONAL: Three-year starter at Northwestern, in addition to time as long-snapper... Started all 12 games as a senior in

1997, 11 of 12 games as a junior in 1996 and eight of 12 contests as a sophomore in 1995... As a junior in '96, he was part of an offensive line that paved the way for Heisman Trophy candidate Darnell Autry and secured a berth in the 1997 Rose Bowl... As a freshman in 1994, he switched from center to tackle, playing in every game as a reserve... Redshirted in 1993... Second-team All-Wisconsin pick as a prep senior in 1992 at Edgerton (Wisc.) High School... Voted conference Player of the Year in '92 as well... Born Paul Scott Janus.

18

JOHN JETT

Punter

East Carolina

8th Year

Ht: 6-0

Wt: 199

Born: 11/11/68

(UFA in '97-Dal.)



GAMES PLAYED/STARTED: 1993 (16/0) [3/0]; 1994 (16/0) [2/0]; 1995 (16/0) [3/0]; 1996 (16/0) [2/0]; 1997 (16/0) [1/0]; 1998 (14/0); 1999 (16/0) [1/0] **TOTAL:** (110/0) [12/0]

PRO: Signed with the Lions as an unrestricted free agent March 12, 1997... Played his first four NFL seasons in Dallas and has served as Detroit's punter for the past three years (1997-99)... Has established himself as one of the most consistent punters in the league... Also serves as Lions' holder on field goals and PAT's, a role he performed in Dallas as well... A key special teams performer on Cowboys' teams that won two Super Bowls... In his first two seasons in the league (1993-94), he led the NFL in percentage of punts downed inside opponents' 20-yard line - 39.3 percent (22-of-56) in '93 and 37.1 percent (26-of-70) in '94... Over the first five years of his career, he placed 33.2 percent (112-of-337) punts inside the 20-yard line, the best percentage in the NFL over that span... Began career by punting 255 times in the regular season without having a punt blocked... Also started career by kicking in 71 regular season games before having a touchdown returned after one of his punts (October 19, 1997 vs. N.Y. Giants)... In his career, he has dropped 156 punts inside the 20-yard-line while allowing only 44 touchbacks... Equaled career

JETT'S SINGLE-GAME BESTS

PUNTS: 8 (nine times; Last vs. Denver 12/25/99)
AVERAGE: 55.0 vs. Chicago 11/15/98
LONG PUNT: 62 at Kansas City 9/26/99; at Green Bay 11/21/99
INSIDE 20: 4 (three times; Last vs. Tampa Bay 10/31/99)
NET AVERAGE: 49.2 at Atlanta 11/21/93

JETT'S PUNTING STATISTICS

1999 SEASON

Date	Opp.	Punts	Yards	Average	TB	In 20	Long	Blocked
9/12	@ Sea	7	278	39.7	1	3	55	0
9/19	GB	5	206	41.2	0	2	54	0
9/26	@ KC	8	406	50.8	0	1	62	0
10/10	SD	5	191	38.2	0	1	49	0
10/17	MIN	2	77	38.5	0	1	43	0
10/24	@ Car	3	114	38.0	2	1	43	0
10/31	TB	6	239	39.8	0	4	48	0
11/7	STL	6	246	41.0	0	1	49	0
11/14	@ Ariz	7	305	43.6	1	1	57	0
11/21	@ GB	5	227	45.4	1	3	62	0
11/25	CHI	7	271	38.7	1	3	51	0
12/5	WASH	6	238	39.7	1	1	55	0
12/12	@ TB	5	191	38.2	0	2	48	0
12/19	@ Chi	2	92	46.0	0	1	48	0
12/25	DEN	8	381	47.6	3	2	61	0
1/2	@ Min	4	175	43.8	2	0	50	0
1999		86	3,637	42.3	12	27	62	0
1993 (Dal.)		56	2,342	41.8	3	22	59	0
1994 (Dal.)		70	2,935	41.9	4	26	58	0
1995 (Dal.)		53	2,166	40.9	6	17	58	0
1996 (Dal.)		74	3,150	42.6	9	22	60	0
1997 (Det.)		84	3,576	42.6	4	25	60	2
1998 (Det.)		66	2,892	43.8	6	17	60	0
Career		489	20,698	42.3	44	156	62	2

- Jett led the NFL in percentage of punts downed inside the 20-yard line in 1993-94, his first two years in the league.
- Jett is the only member of the Lions to own more than one Super Bowl ring. He punted for the Dallas Cowboys in Super Bowls XXVIII and XXX.



high in 1997 averaging 42.6 yards per punt (previously in '96 as well), and eclipsed that mark by 1.2 yards in '98... In three years with Lions, has dropped 74 punts inside the 20-yard line, with only 22 touchbacks... Signed by the Cowboys as a free agent in 1993... Was signed initially by Minnesota as an undrafted rookie free agent in 1992, but was released by the Vikings during training camp. 1999: Maintained solid edge as Lions' punter and unsung holder in field goal and PAT formation... Dropped career-high 27 punts inside the 20-yard line with only 12 touchbacks in '99... Booted four balls 60 yards-or-longer after only recording three 60-yarders in his first six years in the league... Enjoyed one of the best outings of his career at Kansas City (9/26) with a career-long 62-yarder and a 60-yard kick, which tied his previous career-long... Also tied career-high with eight punts in game at Chiefs... Tied a career-high vs. Tampa Bay (10/31) with four punts downed inside the 20-yard line, including two kicks downed at the one-yard line... Equalled his career-long with a 62-yarder at Green Bay (11/21)... Went over the 20,000-yard plateau in gross punting yards at Tampa Bay (12/12)... Tied career-high with eight punts once again vs. Denver (12/25), with one of his kicks sailing 61 yards... Made a big impression in Lions' NFC Wild Card Playoff Game at Washington (1/8), punting seven times for 296 yards, and placing would-be career-high five of those kicks inside the 20-yard-line. 1998: Second straight solid year in Detroit, punting 66 times for 2,892 yards with 17 kicks downed inside the 20-yard line... Averaged a career-high 43.8 yards per punt, which bettered his previous seasonal best by 1.2 yards (1996-97)... Missed the first two games of his career — at Chicago (10/4) and vs. Green Bay (10/15) — due to shoulder and rib injuries incurred vs. Tampa Bay (9/28) on a botched punt attempt... Aside from games missed due to injury, punted very well throughout the year, both with distance and height needed to prevent running room for opposing returners... Tied career-high with eight punts vs. Minnesota (10/25)... Punted extremely well in blustery conditions at Philadelphia (11/8), tying a career-high with eight punts for 376 yards (47.0 avg.), including season-high three kicks downed inside the 20-yard line... Tied career-long with 60-yard punt vs. Chicago (11/15). 1997: Punted a career-high 84 times and tied his '96 career-mark by averaging 42.6 yards per kick... Punted particularly well in the first three-quarters of the season... Dropped 25 kicks inside opponents' 20-yard-line (only four touchbacks) and had seven punts downed inside the 10-yard-line... First touchback of the year didn't come until the sixth game of the season at Buffalo (10/5)... Until '97, he had punted eight times in a game only once in his career, but he reached that number four times during the year — vs. Atlanta (8/31), at Green Bay (11/2), at Washington (11/9) and vs. NY Jets (12/21)... Tied the longest punt of his career with a 60-yard boomer at Chicago (9/14)... Tied career-high by dropping four punts inside the 20-yard-line in game at Green Bay (11/2)... Also produced four games in which he had three kicks downed inside the 20-yard-line... Had an outstanding game vs. Minnesota (11/16), punting four times (all fair catches) with three downed inside the 20-yard-line... All three of his punts were downed inside the 20-yard-line on Thanksgiving Day vs. Chicago (11/27), including one effort to the one-yard-line... Averaged season-high 50.5 yards in four kicks vs. Green Bay (9/28). 1996: Averaged a then-career-high 42.6 gross yards per punt... Punted a then-career-high 74 times... His 36.8-yard net punting average was fourth in the NFC, and tied for ninth in the NFL... Only six punters in the NFL had fewer punts returned and only eight punters had fewer yards in returns against them than his 249... Forced Amani Toomer to fair catch all five of his punts vs. N.Y. Giants

(9/8), pinning the Giants inside their 20-yard line on three occasions... The following week vs. Indianapolis (9/15), all three of his punts were fair caught... Punted seven times for a 46.7-yard average, both season highs, at San Francisco (11/10), booting a career-long 60-yarder against the 49ers... Set a season-high with a 41.5 net average on four punts vs. Green Bay (1/18)... Of his six punts at Arizona (12/8), three went over 50 yards (52, 53 and 55) and three were downed inside the 20. 1995: Punted a career-low 53 times... Tied for second in the NFL with fewest number of punts returned (22) as he earned his second Super Bowl ring in three seasons... Kicked at least one punt of 50 yards-or-more in 11 of 19 games (including playoffs) — had a total of 15 punts 50 yards-or-longer... Averaged 49.7 yards and boomed a season-long 58 yarder at Washington (10/1)... Earned NFC Special Teams Player of the Week for his performance vs. Green Bay (10/8), averaging a career-high 51.5 yards on four punts against the Packers... Had one of his best games of the season at San Diego (10/15), placing three of his five punts inside the 20 and nailing a 57-yarder... Had a punt blocked for the first time in his career in the NFC Championship Game win vs. Green Bay (1/14/96)... His 45.8-yard average is the third-highest in Cowboys' playoff history... Punted five times for a 38.2-yard average in victory over Pittsburgh in Super Bowl XXX. 1994: Led the league in percentage of punts downed inside the 20 (371) for the second straight year... Finished the season sixth in the NFL with a 41.9-yard gross punting average... Had a pair of 58-yarders in consecutive games vs. Detroit (9/19) and at Washington (10/2), his longest punts of the season... Punted a then-career-high eight times vs. Washington (11/20), dropping three inside the 20... Had his best game of the season at Philadelphia (12/4), receiving a game ball for his role in NFC East clinching victory over the Eagles, averaging 49.2 yards on five punts and helping make a tackle on return man Jeff Snyder after a 49-yard return late in the game. 1993: Won Cowboys' punting job in training camp after signing as a free agent... Finished the year third in the NFC with a 37.7 net punting average in helping Cowboys repeat as Super Bowl champions... His 37.9 net average was the highest for a Cowboy since 1964... 22 of his 56 punts were downed inside the 20 for a league-best .393 mark... His performance contributed to the Cowboys ranking second in the NFL with an opponent's punt return average of 5.3 yards... Averaged over 50 yards per punt three times — 53.0 vs. Green Bay (10/3), 50.3 vs. N.Y. Giants (11/7) and 51.0 vs. Washington (12/26)... Turned in his best performance at Atlanta (11/21), punted six times for a 49.5 average, and dropped four of his punts inside the 20-yard-line.

COLLEGE and PERSONAL: Set East Carolina career record with 40.1-yard average in his four seasons... Posted two of the three best single-season averages in school history... Earned honorable mention All-America honors as a senior, averaging a school record 42.2 yards per punt... As a junior, he punted a school record 71 times, with 25 downed inside the 20-yard-line... Earned spot on team originally as a walk-on... Starred in football and baseball at Northumberland High School in Heathsville, Va... Earned first-team all-state honors as an outfielder and pitcher... While playing for Dallas, he supported the Children's Cancer Fund... He participated in an annual Dallas fashion show and donated \$100 for every one of his punts inside the 20 while with the Cowboys... Also served as a celebrity chef to help support the North Texas Food Bank... Enjoys hunting, fishing and golf in his free time... He and his wife, Jacqueline, have a son Jack (11/16/96) and a daughter, Jillian (10/2/98).

49

TONY JOHNSON

Tight End

Alabama

Ht: 6-5

Born: 2/5/72

5th Year

Wt: 255

(FA in '00)



GAMES PLAYED/STARTED: 1996 (9/7); 1997 (7/1); 1998 (11/0); 1999 (0/0) **TOTAL:** (27/8)

PRO: Veteran tight end who signed with Detroit as a free agent on February 21, 2000 who will aim to add depth to the tight end position in a reserve role... Played in 27 games (eight starts) during first three NFL seasons, but did not appear in game-action in 1999, as he spent the season nursing a groin injury... In his career, has caught nine passes for 97 yards and a TD... Originally a sixth round selection by the Philadelphia Eagles in the 1996 NFL Draft who was signed by the Saints shortly after being released by the Eagles following '96 training camp.

1999: Spent most of the '99 campaign on Physically Unable to Perform list with a groin injury and didn't see any game-action... Placed on PUP on August 30, and waived by the Saints on November 10. **1998:** Saw action (all as a reserve) in a career-high 11 games for the Saints, catching one ball for eight yards... Majority of playing time came on special teams, tying for fifth on the squad with eight tackles... Made lone reception of '98 in season opener at St. Louis (9/6)... Inactive vs. St. Louis (11/15), vs. Dallas (12/6) and vs. Atlanta (12/13) and was placed on Injured Reserve (groin) on December 19. **1997:** Played in seven games for New Orleans in second NFL season, including one start at tight end... Caught one pass for 13 yards on the year, with that grab coming at San Francisco (9/14)... Inactive for five games in '97, and was released by the Saints on December 2. **1996:** Played in nine games, including a career-high seven starts, in rookie season with the Saints... Caught a career-high seven passes for 76 yards and a TD, with four catches for 48 yards coming at Atlanta (11/17)... After being a sixth round selection of the Philadelphia Eagles in April 1996, was released following training camp, and signed to the Saints' practice squad on September 18...

JOHNSON'S SINGLE-GAME BESTS

RECEPTIONS: 4 at Atlanta 11/17/96
RECEIVING YARDS: 48 at Atlanta 11/17/96
LONG RECEPTION: 17 at Atlanta 11/17/96
TOUCHDOWNS: 1 at Tampa Bay 11/24/96

JOHNSON'S OFFENSIVE STATISTICS

Year	Receptions	Yards	Average	Long	TD's
1996 (N.O.)	7	76	10.9	17	1
1997 (N.O.)	1	13	13.0	13	0
1998 (N.O.)	1	8	8.0	8	0
1999 (N.O.)	0	0	0.0	0	0
Career	9	97	10.8	17	1

- Johnson caught the lone touchdown pass of his NFL career on a fourth-and-goal play while playing for the New Orleans Saints at Tampa Stadium vs. the Buccaneers on November 24, 1996.
- Johnson was a member of Alabama's 1992 national championship squad.

Promoted to Saints' 53-man roster on October 19, and played in all nine games during the remainder of the season, starting seven of those outings... Only reception at Tampa Bay (11/24) was a one-yard TD grab on fourth-and-goal in the third quarter.

COLLEGE and PERSONAL: In 47 games for Alabama, caught 21 passes for 297 yards and a TD... Key contributor as a freshman on special teams to the Crimson Tide's 1992 national championship squad... During his senior season in 1995, he caught seven passes for a career-high 132 yards... Notched a career-best 12 grabs for 117 yards and a TD as a junior at Alabama in 1994... Earned prep All-America honors as a senior at North Panola (Como, Miss.) High School... Also was named Mississippi Player of the Year his senior season... Played both middle linebacker and tight end in high school... Recorded 126 receptions for 2,151 yards and 38 touchdowns during his prep career... Graduated from Alabama with a degree in accounting... Among hobbies are hunting, fishing and golf... He and his wife, Tonjanita, have one daughter, Candace.



98

JAMES JONES

Defensive Tackle

Northern Iowa

10th Year

Ht: 6-2

Wt: 290

Born: 2/6/69

(UFA in '99-Balt.)



GAMES STARTED/PLAYED: 1991 (16/16); 1992 (16/16); 1993 (16/12); 1994 (16/5); 1995 (16/16); 1996 (16/11); 1997 (16/16); 1998 (16/16); 1999 (16/16) [1/1] **TOTAL:** (144/124) [3/3]

PRO: Signed with Lions on February 16, 1999 to serve as one of anchors of the squad's defensive front four... One of the Lions' most valuable free agent acquisitions in recent memory, he immediately brought a strong presence to the squad both on and off the field... Before signing in Detroit, he had most recently played with the Baltimore Ravens (1996-98), which followed stops with the Cleveland Browns (1991-94) and Denver Broncos (1995)... A quietly efficient and rugged player who has not missed a single game in his nine-year NFL career (144 straight games entering 2000)... Among his 144 games played, he has started 124 contests with four different teams, including all 16 contests in five separate seasons (1991-92, '95 and '97-99)... In nine years in the NFL, he has collected 506 tackles, 34 sacks and one interception (returned 20 yards for a touchdown)... Has also defensed 10 passes, recovered 13 fumbles and forced 12 fumbles in his pro career... Scored four touchdowns in his NFL career (two receiving, one rushing and one on INT return), in addition to collecting a safety in 1991... Besides playing at a very high level, has always been a positive influence in the com-

JONES' SINGLE-GAME BESTS

TACKLES: 10 at Carolina 12/15/96; at Cincinnati 12/21/97
SACKS: 2 vs. Philadelphia 11/16/97; at Pittsburgh 10/18/98
INTERCEPTIONS: 1 at Indianapolis 12/1/91
INTERCEPTION RETURN: 20† at Indianapolis 12/1/91
FORCED FUMBLES: 2 vs. Washington 12/5/99

JONES' DEFENSIVE STATISTICS

1999 Date	Opp.	TACKLES			Sacks No/Yds	Int's No/Yds	Passes Def.	Fumbles Rec./For.	Spec. Teams Tackles
		Total	Solo	Asst.					
9/12	@ Sea	6	4	2	0/0	0/0	0	0/0	0
9/19	GB	3	2	1	0/0	0/0	1	0/0	0
9/26	@ KC	5	3	2	0/0	0/0	0	0/0	0
10/10	SD	3	2	1	0/0	0/0	0	0/0	0
10/17	MIN	4	2	2	1.5/3.5	0/0	1	1/1	0
10/24	@ Car	5	3	2	1/5	0/0	0	0/0	0
10/31	TB	3	0	3	0/0	0/0	0	0/0	0
11/7	STL	6	4	2	1.5/11	0/0	1	0/1	0
11/14	@ Ariz	5	3	2	0/0	0/0	0	0/0	0
11/21	@ GB	4	2	2	0/0	0/0	0	0/0	0
11/25	CHI	5	2	3	1/2	0/0	0	0/0	0
12/5	WASH	4	1	3	1/9	0/0	0	0/2	0
12/12	@ TB	4	3	1	0/0	0/0	0	0/0	0
12/19	@ Chi	5	5	0	1/2	0/0	0	0/0	0
12/25	DEN	5	1	4	0/0	0/0	0	0/0	0
1/2	@ Min	3	2	1	0/0	0/0	0	0/0	0
1999 (Det.)		70	39	31	7/42.5	0/0	3	1/4	0
1991 (Cleve.)		51	34	17	1/8	1/20†	1	3/0	0
1992 (Cleve.)		45	31	14	4/46	0/0	0	1/1	0
1993 (Cleve.)		39	22	17	5.5/41.5	0/0	1	2/2	0
1994 (Cleve.)		43	30	13	3/20	0/0	0	2/0	0
1995 (Den.)		49	26	23	1/8	0/0	0	2/0	0
1996 (Balt.)		59	37	22	1/5	0/0	3	0/1	0
1997 (Balt.)		75	50	25	6/44	0/0	1	1/3	0
1998 (Balt.)		75	43	32	5.5/41	0/0	1	1/1	0
Career		506	312	194	34/256	1/20†	10	13/12	0

- Jones has scored four touchdowns in his NFL career — two rushing, one receiving and one on an interception return. He also collected a safety during his rookie season in Cleveland.
- Jones was named the 1993 Cleveland Browns Edge Man of the Year for his significant involvement in the community.

PLAYER BIOGRAPHIES

munity... Originally a third round pick of the Browns in the 1991 NFL Draft (57th overall). 1999: Made a dramatic impact on Lions' much-improved front seven during inaugural season with the Lions, garnering 70 tackles (tops among defensive linemen) and a career-high seven sacks (third on club)... In addition to stout play vs. both the run and pass, made it more difficult for opposing linemen to double-team interior-tackle-mate Luther Elliss... Set career-high by lying for team-leader with four forced fumbles... Played at a remarkably consistent level throughout the season, tallying regular season-high six tackles at Seattle (9/12) and vs. St. Louis (11/7)... Big game vs. Minnesota (10/17) with 1.5 sacks and forcing and recovering a fumble... Also notched 1.5 sacks vs. St. Louis (11/7), in addition to forcing a fumble... Notched sacks in back-to-back games vs. Chicago (11/25) and vs. Washington (12/5), with his sack vs. Redskins popping the ball loose, which Elliss returned 11 yards for a TD (forced two fumbles in that contest)... Eclipsed the 500-tackle plateau for his career in game vs. Denver (12/25)... Talled season-high seven tackles in NFC Wild Card Playoff Game at Washington (1/8)... Performance in playoff game was especially remarkable, as he did not practice with the team during the week preceding the game while staying with his wife, Son-Ja, in Madison, Wis., who had undergone kidney/pancreas transplant surgery on January 4, 2000. 1998: Started all 16 games for second consecutive season (fifth overall), collecting 75 tackles, 5.5 sacks, and a forced and recovered fumble apiece... Had sacks in back-to-back games at Jacksonville (9/20) and vs. Cincinnati (9/27)... Second career multi-sack game (two) at Pittsburgh (10/18), in addition to a fumble recovery... Had four solo tackles vs. Jacksonville (11/1) in 100th career NFL start... Season-high with eight tackles at San Diego (11/15)... Among five tackles at Cincinnati (11/22) was an 11-yard sack after the Bengals had returned a Ravens' fumble into their territory... Tied season-high with eight tackles at Tennessee (12/6). 1997: Started all 16 games at defensive tackle, finishing fifth on the team with 75 tackles... Finished third on squad with a then-career-high six sacks for 44 yards, in addition to forcing three fumbles and recovering one other... Appeared in his 100th career game at Tennessee (9/21)... Made four tackles, including a sack for 21 yards vs. Pittsburgh (10/5) — the sack was the longest in Ravens' history... First multi-sack game of season with two drops vs. Philadelphia (11/16), one of which caused a fumble, which the Ravens recovered... Awarded a game ball for his effort vs. Tennessee (12/14) when he notched nine tackles, a sack to force a fumble and a fumble recovery... Tied his career-high with 10 tackles and had two QB hurries in season finale at Cincinnati (12/21). 1996: Started the last 11 games (played in all 16 games) of the season and was tops among Baltimore defensive linemen with 59 tackles, in addition to one sack, a forced fumble and three passes defended... Started the final two games of the season at left defensive tackle, eight at nose tackle and one additional outing at left defensive tackle as well... Got off to a slow start to the year after signing with Ravens only days prior to opening day (August 26)... Made first start of the season at Indianapolis (10/15) and responded with five tackles and a sack... Registered six tackles at nose tackle the following week at Denver (10/20) when the club switched to a 3-4 alignment... Made seven stops vs. St. Louis (10/27), once again at nose tackle... Scored the third offensive touchdown of his career at San Francisco (11/17) when he caught a two-yard TD pass from Eric Zeier to open the third quarter after reporting as a tackle-eligible on the goal-line... In his 75th career start, he collected a career-high 10 stops and forced a fumble at Carolina (12/15). 1995: Started all 16 games at defensive tackle in his only season in Denver (signed as an unrestricted free agent) and made 52 tackles (29 solo), one sack and a fumble recovery... In his first start as a Bronco (vs. Buffalo (9/3)), he helped Denver limit the Bills to 60 rushing yards... Registered his lone sack on the season vs. Arizona (11/15)... Season-high eight tackles at Philadelphia (11/12). 1994: Started five games in final season in Cleveland, registering 43 tackles, three sacks and recovered and forced two fumbles apiece... Also saw some action as lead-blocker in goal-line situations, including a key block for Ernest Byner on a one-yard TD run vs. N.Y. Jets (10/2)... Made first sack of the season at

Houston (10/13)... Busy day vs. New England (11/6) with five tackles and a sack on defense, and one rush for no yards and a reception for one yard on offense... Notched two tackles in AFC Wild Card Playoff Game vs. New England (1/1/95) and four stops at Pittsburgh in AFC Divisional Playoff Game (1/7/95). 1993: Started 12 games for Cleveland and finished fifth on squad with then-career-high 5.5 sacks to go along with 39 tackles... Also scored a rushing touchdown as a member of Browns' backfield along the goal-line... Named Browns' Edge NFL Man of the Year for his extensive community involvement... Made 1.5 sacks in season opener vs. Cincinnati (9/5)... Scored the second rushing touchdown of his career (one yard) in Monday Night outing vs. San Francisco (9/13)... Made 11-yard sack of Dan Marino vs. Miami (10/10)... Also had sacks at Cincinnati (10/17), vs. New Orleans (12/5) and at L.A. Rams (12/26). 1992: Started all 16 games for Cleveland for the second straight year, notching 45 tackles; four sacks, a forced fumble, one fumble recovery, in addition to a one-yard TD reception on offense... Season-high five tackles at Cincinnati (11/1) with five solo tackles and a fumble recovery... Among his two tackles vs. Cincinnati (12/6) was a 17-yard sack of David Klingler, which forced a fumble that was recovered by teammate Mike Johnson in the end zone for a Cleveland touchdown... Caught his first career touchdown pass vs. Houston (12/20), lining up in the backfield to culminate the opening drive of the second half... Also had sacks at L.A. Raiders (9/20) and in season finale at Pittsburgh (12/27). 1991: Started all 16 games for Cleveland as a rookie and recorded 51 tackles, one sack, one safety and an interception, which he returned 20 yards for a touchdown... Also saw some action out of the backfield as a lead-blocker from goal-line formation... Named to College and Pro Football Newsweekly's All-Rookie team... Recorded his safety vs. Cincinnati (9/15) by tackling James Brooks in the end zone... Busy day vs. N.Y. Jets (10/6) with three tackles and a 15-yard fumble recovery in the third quarter that led to a Browns' touchdown... Tied a team record with two fumble recoveries vs. Kansas City (11/24)... Made the lone interception of his career at Indianapolis (12/1) and returned it 20 yards for a touchdown... Collected lone sack of rookie campaign vs. Denver (12/8).

COLLEGE and PERSONAL: Played every position along the defensive line during collegiate career, as well as making 11 starts at inside linebacker... First-team All-America honors as a senior in 1990 by the Poor Man's Guide to the NFL Draft... All-Gateway Conference choice as a senior in 1990... Made 65 tackles (40 solo), four sacks, eight tackles for loss and caused three fumbles in '90... Also was used as a fullback and lead blocker in goal-line situations that year, scoring a touchdown vs. Illinois State... All-America honorable mention as a junior in 1989 by the Poor Man's Guide to the NFL Draft as well first-team All-Gateway Conference... Started every game at defensive end in '89, finishing second on the squad with 70 tackles, six sacks and seven tackles for loss... Also recovered a fumble and caused three others in '89... Gateway Conference honorable mention pick at defensive end as a sophomore in 1988... Made 59 tackles, six sacks, 10 tackles for loss and three fumble recoveries in '88 as well... Finished his freshman year in 1987 with 33 tackles, four sacks and three tackles for loss... Two-time All-Conference pick during his two-year football career at Central (Davenport, Iowa) High School... Among charitable causes he has represented during his NFL career have been: The Cleveland Food Drive for the Hungry, given youth talks at local YMCA's about the importance of staying in school, Western Pennsylvania Make-A-Wish, Cleveland Corps, Kids and Christmas, Multiple Sclerosis Walk, Swim for Diabetes, anti-drug and alcohol talks, celebrity waiter for the American Lung Association and various hospital visit programs... Also participated in the Cleveland Plain Dealer spelling bee and "Read with the Ravens" program... Participant in Lions' school assembly program... Co-owner of Jones' Tire Service in hometown of Davenport, Iowa... Majored in science at Northern Iowa and is interested in teaching science and coaching youth football after pro football career is complete... He and wife, Son-Ja, have a daughter, Morgan (6/19/97).



99

RICHARD JORDAN

Linebacker

Missouri Southern 4th Year

Ht: 6-1

Wt: 245

Born: 12/1/74

(D-7c in '97)



GAMES PLAYED/STARTED: 1997 (10/0) [1/0]; 1998 (16/3); 1999 (9/0)
TOTAL: (35/3) [1/0]

PRO: Fourth-year reserve linebacker who has shown good spark predominantly in special teams role in first three years with Detroit... Also performed well in limited role as starting middle linebacker for three games in 1998 and showed ability in nickel role in '99 before season-ending knee injury...

Active, athletic player who has acclimated to both outside and middle linebacker spots after playing defensive end for the majority of his collegiate career... High-energy performer who plays

with tremendous enthusiasm ... Detroit's third of three seventh round selections in the 1997 NFL Draft (239th overall). 1999: Backup linebacker spent first half of '99 season playing integral role on Lions' special teams as well as spot duty on defense in nickel linebacker role... Season was cut short after suffering season-ending knee injury at Arizona (11/14) and was placed on Injured Reserve three days later... At the time of his injury, he had registered 13 special teams tackles, (second on squad at the time) and eight tackles on defense... Season-high three special teams stops vs. Green Bay (9/19) and two tackles apiece on three other occasions... Season-high four stops came at Carolina (10/24)... Broke a bone in his hand in game vs. St. Louis (11/7), but returned to action late in the contest. 1998: Saw majority of playing time in '98 as one of club's most active special teams players (21 tackles ranked third on squad), in addition to starting three of the season's last six games at middle linebacker with Stephen Boyd injured (shoulder)... Totaled 40 tackles, an interception and two passes defended for the season... Named by teammates as the recipient of the 1998 Chuck Hughes Most Improved Player Award... Showed good instinct and play-making ability in three starts and either led or shared team-lead in tackles in all three starts... Notched a career-high 12 tackles in first career start at Tampa Bay (11/22), had 10 stops vs. Atlanta (12/20) and tied for team-high with nine stops at Baltimore (12/27)... Also saw significant action in place of Boyd at San Francisco (12/14) and led squad with nine stops in less than three quarters of action... In addition to solid run-stopping role at Tampa Bay (11/22), he also recorded the first interception (deep in Lions' territory) and first two passes defended of his career... Shifted to middle linebacker during training camp after spending rookie campaign working on the outside and much of college career as a defensive end. 1997: Made the 53-man roster coming out of training camp as a rookie, but was released August 25 and subsequently signed to the Lions' practice squad... Signed to the 53-man roster from the practice squad on September 27... Finished

JORDAN'S SINGLE-GAME BESTS

TACKLES: 12 at Tampa Bay 11/22/98
INTERCEPTIONS: 1 at Tampa Bay 11/22/98
PASSES DEFENDED: 2 at Tampa Bay 11/22/98

JORDAN'S DEFENSIVE STATISTICS

Year	TACKLES			Sacks No/Yds	Int's No/Yds	Passes Def.	Fumbles Rec./For.	Spec. Teams Tackles
	Total	Solo	Asst.					
1997	0	0	0	0/0	0/0	0	0/0	14
1998	40	30	10	0/0	1/4	2	0/0	21
1999	8	4	4	0/0	0/0	0	0/0	13
Career	48	34	14	0/0	1/4	2	0/0	48

- Jordan made the most of his first NFL start at middle linebacker by recording a team-high 12 tackles and his lone career interception at Tampa Bay on November 22, 1998.
- Jordan was coached in high school (Vian, Oklahoma) by his father, Ray.

the season sixth on squad with 14 special teams tackles... Saw his first professional action vs. Green Bay (9/28) and made two special teams tackles, including one for a four-yard loss on a punt return... Career and team-high four special teams tackles at Green Bay (11/2)... Suffered hamstring injury vs. Indianapolis (11/23), forcing him inactive for the next two games... Played on special teams in Wild Card playoff game at Tampa Bay (12/28).

COLLEGE and PERSONAL: Moved to starting middle linebacker slot as a senior in 1996 after playing defensive end for three years... Career-high 136 tackles as well as six tackles for loss, one sack, one fumble recovery and career-high three interceptions... Second-team All-American choice by Football Gazette and NCAA Division II Sports Information Directors as a junior in 1995... Chosen as MIAA co-MVP and first-team all-league and all-region selection that year as well... Led club in tackles for loss (15 for 86 yards), passes broken up (eight) and forced fumbles (two) and was second on the squad in tackles (109), sacks (eight for 53 yards) and interceptions (two) in '95... Honorable mention All-American choice by Football Gazette as well... First-team all-region and all-league... Led or shared team-lead in passes broken up (seven), forced fumbles (four) and fumble recoveries (two) in 1994 as a sophomore... Was second on squad in tackles (80) and sacks (four for 31 yards) and third in tackles for loss (eight for 44 yards) that year... Started 1994 season opener at linebacker, but was moved back to end the following week... Career-high 18 tackles vs. Southwest Baptist in '94... Second-team All-MIAA pick and team rookie of the year honors after leading the team in tackles for loss (15 for 61 yards) and sacks (seven for 39 yards) as a freshman in 1993... Was also second on club in forced fumbles (three) and fourth in tackles (68) that year... Won league Defensive Player of the Year honors as well as all-state and academic all-state accolades as a prep senior... Registered 152 tackles, four sacks, four fumble recoveries, two forced fumbles and two interceptions as a senior...

Also ran for 565 yards, caught seven passes for 100 yards and scored 14 touchdowns as a fullback during prep career... High school coach was his father, Ray... Was twice named Vian (Okla.) High's Athlete of the Year... Won four letters in football and track and two in baseball, including state title in shot put... Physical education major at

Missouri Southern... Born in Holdenville, Oklahoma... Older brother played football at Grambling under legendary coach Eddie Robinson... Works with Detroit-area Boys and Girls club... He and his wife, Françoise, have a daughter, Savian, who was born June 10, 1999.

67

TRAVIS KIRSCHKE

Defensive Tackle

UCLA

4th Year

Ht: 6-3

Wt: 286

Born: 9/6/74

(FA in '97)



GAMES PLAYED/STARTED: 1997 (3/0) [1/0]; 1998 (0/0); 1999 (15/7) [1/0]
TOTAL: (18/7) [2/0]

PRO: Versatile defensive lineman who has grown into a key cog along Lions' defensive line... Signed by club as an undrafted rookie free agent on April 24, 1997... Plugged, hard-nosed defender with good leg drive and technique... Forced to sit out 1998 campaign with injury to abdomen, but took on a sizable role in defensive line rotation a year ago. **1999:** In third year in program, started seven games early in '99, but settled back into reserve role he was

KIRSCHKE'S SINGLE-GAME BESTS

TACKLES: 6 at Kansas City 9/26/99;
at Green Bay 11/21/99
SACKS: 1 at Minnesota 1/2/00

KIRSCHKE'S DEFENSIVE STATISTICS

Year	TACKLES			Sacks No/Yds	Int's No/Yds	Passes Def.	Fumbles Rec./For.
	Total	Solo	Asst.				
1997	2	1	1	0/0	0/0	0	0/0
1998	0	0	0	0/0	0/0	0	0/0
1999	39	19	20	2/12.5	0/0	1	1/1
Career	41	20	21	2/12.5	0/0	1	1/1

- Kirschke was the only undrafted rookie to make the Lions' 53-man roster to begin the 1997 season.
- Kirschke was one of only two Bruins to play for UCLA as true freshmen in 1994.

originally envisioned to fulfill down the stretch (remained prominent member of team's DL rotation)... Shifted to end during training camp after spending most of collegiate career and 1997-98 as defensive tackle... Finished year with career-high 39 tackles after tallying only two stops in his first two years in the NFL... Started Games 1-5 and 9-10, the last two with Tracy Scroggins inactive (shoulder)... Tallied career-high six tackles at Kansas City (9/26)... Notched half-of-a-sack in each of back-to-back games vs. San Diego (10/10) and vs. Minnesota (10/17)... Made a huge play at Arizona (11/14) - was in on a Michael Pittman fourth quarter fumble, which was scooped up by Terry Fair and returned 35 yards for a TD... Equalled career-high with six stops at Green Bay (11/21) in last start of season... Only game missed in '99 was vs. Washington (12/5) when he was inactive with a sprained ankle... Saw extensive game-action at Minnesota (1/2) with Luther Elliss inactive (ankle) and recorded second career sack... Made five tackles in Lions' NFC Wild Card Playoff Game at Washington (1/8). **1998:** Spent majority of season on Injured Reserve (placed on IR on September 22)... Inactive for first three games of '98 due to lingering effects of abdomen injury. **1997:** Only rookie free agent to make Lions' season-opening roster in '97... Demonstrated ability and tremendous work ethic in training camp to impress coaches and earn position on team... Played in three regular season games in reserve role along the defensive line... Made only two tackles of the year in his NFL debut in opener vs. Atlanta (8/31)...

Contributed two tackles in NFC Wild Card Playoff Game contest at Tampa Bay (12/28)... Was inactive for 12 of last 14 games.

COLLEGE and PERSONAL: Led UCLA linemen during senior season in 1996 with 49 tackles, also registering 3.5 sacks and a career-high nine tackles for loss... Started the first four games of 1995 as a junior before an injury forced him to reserve duty for the remainder of the season... Despite drop in playing time, still tied for second on squad with three sacks on the year, as well as 24 tackles and three sacks for loss... Started seven games as a sophomore in 1995, including the last six contests... Made career-high five sacks in '95 (third on the squad), along with 31 tackles and six tackles for loss... Was one of just two true freshman to see action on defense in 1994 (backup nose guard)... Defensive co-winner of UCLA's 1994 John Boncheff Jr. Memorial Trophy for Rookie of the Year... Earned spot on Director's Honor Roll (academic) three times during college career... Three-year letterwinner at offensive guard and defensive tackle at Esperanza High School in Anaheim, California... Consensus first-team high school All-American selection by Parade, Super Prep, Blue Chip, Football News Scholastic Coach and USA Today... Named USA Today California Player of the Year in 1993... Participant in Lions' hospital visits program... Married (Amy) on June, 27, 1998.



52

SCOTT KOWALKOWSKI

Linebacker

Notre Dame

10th Year

Ht: 6-2

Wt: 228

Born: 8/23/68

(FA in '94)



GAMES PLAYED/STARTED: 1991 (16/0); 1992 (16/0) [2/0]; 1994 (16/0) [1/0]; 1995 (16/0) [1/0]; 1996 (16/1); 1997 (16/0) [1/0]; 1998 (15/0); 1999 (16/3) [1/0] **TOTAL:** (127/4) [6/0]

PRO: Consummate veteran who performs in a variety of roles on the squad and always performs at a peak level when called upon... Rugged contributor on all special teams units — has accumulated 85 tackles in his six years with the Lions, the most of any player in the program in that span... Intense competitor who also provides depth in linebacking corps... Signed by the Lions as a free agent in 1993 after playing with Philadelphia from 1991-93... Injured his ankle in '93 preseason and was later placed on Injured Reserve... Eagles released him in November 1993... Was a valuable special teams performer while in Philadelphia, as well... Originally selected by Philadelphia in the eighth round of the 1991 NFL Draft (216th overall pick).

KOWALKOWSKI'S SINGLE-GAME BESTS

TACKLES: 10 at Carolina 10/24/99
SACKS: 1 at Arizona 11/14/99
INTERCEPTIONS: 1 vs. Chicago 11/25/99
INTERCEPTION RETURN: 29 vs. Chicago 11/25/99

KOWALKOWSKI'S DEFENSIVE STATISTICS

Year	TACKLES			Sacks No/Yds	Int's No/Yds	Passes Def.	Fumbles Rec./For.	Spec. Teams Tackles
	Total	Solo	Asst.					
1991 (Phil.)	0	0	0	0/0	0/0	0	0/0	9
1992 (Phil.)	2	2	0	0/0	0/0	0	0/0	7
INJURED RESERVE								
1994 (Det.)	0	0	0	0/0	0/0	0	0/0	7
1995 (Det.)	2	1	1	0/0	0/0	0	0/0	13
1996 (Det.)	6	3	3	0/0	0/0	0	1/0	11
1997 (Det.)	8	4	4	0/0	0/0	1	0/0	22
1998 (Det.)	4	1	3	0/0	0/0	0	0/0	17
1999 (Det.)	36	19	17	1/10	1/29	1	0/0	15
Career	58	30	28	1/10	1/29	2	1/0	101

- Kowalkowski's dad, Bob, played guard for the Lions from 1966-76, and his mother, Judy, works in the Lions' front office as the team's manager of accounting operations. In addition, his cousin, Brock Olivo, plays fullback for the Lions, and his uncle, David Olivo, played quarterback at the University of Miami (Fla.) and the St. Louis Cardinals.
- Kowalkowski's 85 special teams tackles over the past six years are the most of any Lion during that span.

1999: Appeared in all 16 games for Lions for fifth season in the past six as one of squad's special teams mainstays and as a valuable contributor on defense... Found himself on the field at linebacker more than at any other time in his career, both as nickel linebacker and in starting role for three contests (had previously started only one game in his first eight years in the NFL — 10/13/96 at Oakland)... Recorded career-high 36 tackles and first career sack and interception as well... His 15 special teams tackles tied for third on club... First two starts of '99 came at middle linebacker, replacing the injured Stephen Boyd (foot) in two Lions' wins... Had four tackles and a pass deflection in first start vs. Minnesota (10/17)... Career-high and team-leading 10 tackles at Carolina (10/24) including three tackles for loss... Third start of '99 came at Arizona (11/14), subbing for Chris Claiborne at weak-side 'backer, where he recorded first career sack (10 yards) on blitz, in addition to six tackles... Interception came vs. Chicago (11/25), returning it 29 yards to the Bears' one yard-line... Two tackles in Lions' NFC Wild Card Playoff Game at Washington (1/8). **1998:** For fifth consecutive year, played a major role on all squad's special teams units — 17 tackles in '98 tied him for sixth-place on squad... Also saw spot duty at linebacker in several contests in '98 (four tackles)... Inactive/injury in season opener at Green Bay (9/6)... Recovered fumbled kickoff return vs. Pittsburgh (11/26)... Notched three special teams tackles at Minnesota (9/20), in addition to forcing a fumble... Also tied season-high with three special teams stops at Tampa Bay (11/22) and at Jacksonville (12/6). **1997:** A standout on all of the Lions' special teams units for fourth year in

a row... Voted by teammates as one of club's special teams captains... Played linebacker in Detroit's goal-line defense as well... Finished third on team with 22 special teams tackles and made career-high eight tackles in reserve duty as a linebacker... Posted season-high four special teams tackles in opener vs. Atlanta (8/31) and received the team's special teams player of the week award... Made big play vs. Green Bay (9/28), knocking down a pass in the endzone intended for tackle-eligible Ross Verba — play came on third-and-goal and forced the Packers to kick a field goal... Collected three tackles on defense and played on special teams at Tampa Bay (12/28) in Wild Card playoff game... **1996:** As special teams captain, he finished second on the team with 12 special teams tackles... Recovered a fumbled kickoff at the Bears' 21-yard line, setting up Detroit's second TD vs. Chicago (9/22)... Led team with three special teams tackles at Tampa Bay (9/29)... Made the first start of his career at Oakland (10/13) at weak-side linebacker (for injured Stephen Boyd) and made career-high six tackles... Saw action in the Lions' nickel package in place of the injured Bennie Blades vs. Green Bay (12/15). **1995:** Named Detroit Lions Quarterback Club Special Teams MVP... Third on team with 13 special teams stops... Played almost exclusively on special teams throughout the season, with most extensive action at middle linebacker coming vs. Jacksonville (12/17), when he made his only two defensive stops of the year... Posted a season-high three special teams tackles vs. Cleveland (10/8)... Also tied that output vs. Tampa Bay (11/12)... Spelled Mike Johnson at outside linebacker during a series at Chicago (11/19) for first

PLAYER BIOGRAPHIES

defensive action of year. **1994:** Played in all 16 games, exclusively on special teams, making seven stops... Recorded his first tackle as a Lion (on special teams) at Dallas (9/19). **1993:** Was placed on Injured Reserve by Philadelphia in August after suffering ankle injury in preseason game... Released off Injured Reserve in November. **1992:** Saw action in all 16 regular season games and both Eagles' playoff contests on special teams... Played on defense in short-yardage situations... Made a touch-down-saving tackle on a kickoff return in playoff loss at Dallas. **1991:** Played in all 16 games on special teams... Saw limited action on defense.

COLLEGE and PERSONAL: Earned All-American honorable mention recognition at defensive end as a junior and at outside linebacker as a senior... Was the only Notre Dame player to play in every game from

1987-90... Earned a history degree from Notre Dame... His father, Bob, played guard for the Lions for 11 years (1966-76), and his mother, Judy, is the Lions' manager of accounting operations... His uncle, David Olivo, played quarterback for the University of Miami and St. Louis Cardinals... Cousin of Lions' FB Brock Olivo... Starred in football, basketball and track at Orchard Lake (Mich.) High School... Born in Farmington Hills, Mich... Hobbies include hunting, fishing and golf... Is a board member for Kolo Charities, a charitable foundation started by his father, which benefits the Leaderdog School for the Blind and the Pontiac Courage House... His favorite sports figure is Walter Payton... He and wife, Michele, welcomed their first child, Emma, on March 31, 1998... Full name is Scott Thomas Kowalkowski.

58

CLINT KRIEVALDT

Linebacker

Wisconsin-Stevens Point 2nd Year

Ht: 6-1

Wt: 236

Born: 3/17/76

(D-6 in '99)

GAMES PLAYED/STARTED: 1999 (12/0) [1/0] **TOTAL:** (12/0) [1/0]

PRO and 1999: Second-year reserve linebacker who gave squad a nice spark in the final 12 games of his rookie season in '99 (inactive the first four weeks), finishing in second-place on the club with 19 stops, including team-high four tackles vs. Minnesota (10/17)... Lions' sixth round pick (177th overall) in 1999 NFL Draft... Played very sparingly on defense during rookie season, but coaches believe he has a nice upside with athleticism and will only get better with increased experience on the pro level... Saw first extended defensive duty of career at Minnesota (1/2) with Allen Aldridge temporarily sidelined with two different ailments, and recorded first career interception deep in Lions' territory, in addition to career-high two tackles... Other tackle in '99 on defense came at Green Bay (11/21)... Returned to usual special teams duty only in NFC Wild Card Playoff Game at Washington (1/8) and tied career-high with four stops... Arrived in Detroit after a stellar career at Wisconsin-Stevens Point in which he was a four-time unanimous All-Conference selection... School's all-time leading tackler (416) as well as leading team in scoring (eight TD's) as a fullback as a senior in 1998.

COLLEGE and PERSONAL: Four-year starter who played inside linebacker most of his career, except for a stint outside in 1997... Also played in short-yardage offensive situations as a running back... First four-time unanimous first team All-WIAC selection in conference history... Set Wisconsin-Stevens Point career tackles record with 416... 1998 Division III National Defensive Player of the Year as a senior... Other '98 honors included first team AFCA Burger King Division III Coaches All-American, first team Hewlett-Packard Division III All-American and first team Football Gazette All-American... '98 Milwaukee Journal-Sentinel WIAC Player of the Year... Wisconsin-Stevens Point Team MVP, Defensive Player of the Year and Linebacker of the Year... Recorded 10-plus tackles in all nine games (streak finished at 12 going back to the 1997 season)... Had 115

KRIEVALDT'S SINGLE-GAME BESTS

TACKLES: 2 at Minnesota 1/2/00
INTERCEPTIONS: 1 at Minnesota 1/2/00

KRIEVALDT'S DEFENSIVE STATISTICS

Year	TACKLES			Sacks No/Yds	Int's No/Yds	Passes Def.	Fumbles Rec./For.	Spec. Teams Tackles
	Total	Solo	Asst.					
1999	3	1	2	0/0	1/2	0	0/0	19
Career	3	1	2	0/0	1/2	0	0/0	19

◆ Despite playing in only 12 games as a rookie in 1999, Kriewaldt was second on the squad with 19 special teams tackles.



tackles, 20 tackles for loss, 2.5 sacks, an interception, three passes defended, two forced fumbles and three fumble recoveries in '98... Led team in scoring with nine touchdowns (eight rushing, one fumble return)... Named WIAC Defensive Player of the Week twice... 1997 First Team Football Gazette All-American as a junior... Third Team Hewlett-Packard Division III All-American Football Team and unanimous first-team All-WIAC pick in '97 as well... '97 Wisconsin-Stevens Point Linebacker of the Year... Had 90 tackles, 11 tackles for loss, career-high three sacks, three pass defenses, two forced fumbles, career-high four fumble recoveries and an interception in '97... Second on team in scoring with nine touchdowns (eight rushing, one receiving)... Unanimous first team All-WIAC as a sophomore in 1996... Wisconsin-Stevens Point Linebacker of the Year... Had career-high 121 tackles, 16 tackles for loss, two sacks, three forced fumbles, three fumble recoveries in '96... Unanimous First Team All-WIAC as a freshman in 1995... Wisconsin-Stevens Point Most Improved Player... Had 90 tackles, seven tackles for loss, one forced fumble and one fumble recovery... Redshirted as running back in 1994... All-State running back at Shiocton (Wisc.) High School... All-Region and All-Conference as running back and linebacker and a prep senior in 1993... '93 Offensive Player of the Year in Central Wisconsin Conference (large schools)... Team MVP and team captain in '93 as well... Set school rushing records for most career yards (3,357), single-season yards (1,552) and single-game yards (317)... One of several Lions to achieve college degree in 2000 off-season.



84

HERMAN MOORE

Wide Receiver

Virginia

Ht: 6-4

Born: 10/20/69

10th Year

Wt: 218

(D-1 in '91)



GAMES PLAYED/STARTED: 1991 (13/1) [2/2]; 1992 (12/11) 1993 (15/15) [1/1]; 1994 (16/16) [1/1]; 1995 (16/16) [1/1]; 1996 (16/16); 1997 (16/16) [1/1]; 1998 (15/15); 1999 (8/4) [1/1] **TOTAL:** (127/110) [7/7]

PRO: Recognized around the league as one of the game's most potent offensive weapons... Few in the game can match his combination of athleticism, grace and strength on either side of the ball... Uses his height and leaping ability (he owns Virginia's school record in the high jump) to routinely soar over defensive backs to make tough catches... One of the league's best at catching balls in traffic as well... One of only two players (Jerry Rice, 1994-96) in NFL history

MOORE'S SINGLE-GAME BESTS

RECEPTIONS: 14 vs. Chicago 12/4/95
RECEIVING YARDS: 183 vs. Chicago 12/4/95
TOUCHDOWNS: 3 vs. Green Bay 10/29/95
LONG RECEPTION: 93† at Minnesota 10/31/93

MOORE'S CAREER STATISTICS

Year	Rec.	Yards	Average	Long	TD
1991	11	135	12.3	21	0
1992	51	966	18.9	77†	4
1993	61	935	15.4	93†	6
1994	72	1,173	16.3	51†	11
1995	123	1,686	13.7	69†	14
1996	106	1,296	12.2	50†	9
1997	104	1,293	12.4	79	8
1998	82	983	12.0	36	5
1999	16	187	11.7	26	2
Career	626	8,664	13.8	93†	59

to record three consecutive seasons with 100-or-more receptions (1995-97)... Became the fastest player in NFL history to reach the 600-career-reception plateau in Lions' contest vs. Atlanta on December 20, 1998 — did so in the 118th game of his career, edging Rice, who did so in 123 games... Became the 20th player in league history to go over 600 catches... Surpassed the 500-reception total during '97 campaign (vs. Minnesota on Nov. 16), becoming the third-fastest player in league history to do so (99 games)... Lions' all-time leader in receptions (626), receiving yards (8,664) and touchdown catches (59)... Also holds club record for most receptions in a game (14 vs. Chicago on December 4, 1995)... Enjoyed one of the most remarkable seasons a receiver has ever produced in 1995, breaking the league record for most receptions in a season (123), notching 1,686 receiving yards (fourth-highest total in NFL history) and collecting 14 TD's (one short of Cloyce Box's club record of 15 set in 1952)... In addition to winning league receptions crown in '95, he tied for the league lead in receptions with Oakland's Tim Brown (104 catches) in 1997... Became the first Lion to record two consecutive 100-catch seasons (eventually accomplished this feat three straight times, 1995-97)... Heading into the 2000 campaign, his 626 career receptions ranks him ninth among current NFL players (active in 1999)... His 34 career 100-yard receiving games also ranks him 12th on that all-time NFL chart (Lions are 21-13 in those games)... Was the first Lion to total over 1,000 receiving yards three straight years (eventually made it four in a row, 1994-97)... Has become much stronger and more durable than earlier in his pro career, due in part to an off-season workout regimen shared with his wife, Angela, also a former track standout at Virginia... Perennial All-Pro who has been named to four of the last six NFC Pro Bowl squads (last three trips as a starter)... Lions' first round selection in the 1991 NFL Draft (10th overall pick). **1999:** Struggled through injury-plagued 1999 campaign, suffering two separate knee injuries,

which kept him sidelined for the vast majority of the first half of the year... Finished the season with 16 receptions for 187 yards and two touchdowns... Returned to game-action in the last six regular season outings after missing the vast majority of the season's first 10 games with two separate knee injuries... In limited '99 action, he caught 16 balls for 197 yards and two TD's, including one vs. Denver (12/25)... Originally injured the medial collateral ligament in his left knee at the end of the first quarter of season opener at Seattle (9/12), which forced him to miss the next three games... Streak of 107 consecutive games with a reception was snapped in season opener, leaving him tied for tenth-place all-time (Eric Marlin)... Returned to action vs. Minnesota (10/17), but suffered a separate injury to the other knee leaping in the end zone for an attempted catch in the second quarter of that game, which forced him inactive for the subsequent five contests... Returned to action in reserve role vs. Chicago (11/25) and caught first two passes of the season for 26 yards in that outing... Recorded his first touchdown grab of '99 vs. Washington (12/5) and finished the game with four catches for 47 yards... In Christmas Day game vs. Denver (12/25), he tied his season-high with four catches for season-high 62 yards and a touchdown, including a regular season-long 26-yard reception... Made three catches for 69 yards in NFC Wild Card Playoff Game at Washington (1/8), including a 58-yard grab. **1998:** Came on late in the year after slow middle portion of 1998 to record team-high 82 catches for 983 yards and five TD's... '98 team-lead in receptions was sixth consecutive season to lead the Lions in that category... Caught a touchdown pass in four of the last five outings of '98... Started the season in fine fashion with nine catches for 100 yards at Green Bay (9/6), the 31st 100-yard outing in his career (first of four in '98)... After big opening day, reeled in 23 receptions in the next three games — including nine more balls at Minnesota (9/20) and seven apiece vs. Cincinnati (9/13) and vs. Tampa Bay (9/28)... Sat out most of game vs. Chicago (11/15) after

PLAYER BIOGRAPHIES

injuring his quad early in the first quarter... After missing his first game in more than five years (11/7/93) at Tampa Bay (11/22) with the quad injury, he returned to action with a bang, catching 20 passes for 245 yards and three TD's in the three subsequent games... Included in that span were his second and third 100-yard outings of the year — vs. Pittsburgh (11/26) (eight grabs for a season-high 148 yards and a TD) and at Jacksonville (12/6) (seven receptions for 116 yards and a TD)... Also in game vs. Atlanta (12/20), he became the fastest player in NFL history to record 600 career receptions (118 games), breaking Jerry Rice's previous mark of 123 contests... In that game, he became the 20th player in NFL history to reach the 600-reception plateau... Huge effort in season finale at Baltimore (12/7) (10 catches for 120 yards) still found him 17 yards shy of fifth straight 1,000-yard season (he remains the only Lion to ever accomplish the feat on four different occasions). 1997: Shared the NFL receptions title (Oakland's Tim Brown) with 104 catches for 1,293 yards... He and Barry Sanders became the first teammates in the league since 1954 to win at least a share of both the rushing and receiving titles in the same year — San Francisco's Billy Wilson (tied for lead with 60 catches) and Joe Perry (1,049 yards) were the first players to accomplish this... Consensus first-team All-Pro selection by virtually all news outlets... Selected to his fourth straight Pro Bowl appearance (third straight start)... Caught seven passes for 115 yards and two TD's in season opener vs. Atlanta (8/31), the ninth multi-touchdown game of his career... Recorded four consecutive 100-yard games (Weeks 4-7) matching the longest streak of his career... Reeled in 10 passes for season-high 130 yards vs. Minnesota (11/16) and was named NFC Offensive Player of the Week for his effort... Caught his 50th career touchdown pass vs. Chicago (11/27)... Scored the game-tying points with a TD catch and two-point conversion with just over a minute remaining at Miami (12/7)... Courageous effort at Minnesota (12/14), catching six balls for 65 yards, including game-winning TD grab with three seconds remaining — played the entire game with a painful foot ailment and a finger injury on each hand and didn't practice during the week leading up to the game... Made four catches for 44 yards in NFC Wild Card Playoff Game at Tampa Bay (12/28). 1996: Earned first-team All-Pro honors from Associated Press and voted to his third straight Pro Bowl appearance (second straight start)... Named All-Pro second team by College and Pro Football Newsweekly... Finished second in the league with 106 catches (only two catches behind league leader Jerry Rice with 108) and third in the NFL with 1,296 receiving yards... He and Brett Perriman combined to catch 200 passes, more than any other receiving duo in the league... Led team in catches in eight games and tied for the team lead in one other contest... Was named the Lions' 1996 True Value/NFL Man of the Year for the second straight year, honoring him for his contributions both on and off the field... Started the season with a bang as he caught 12 passes for 157 yards and a TD at Minnesota (9/1)... His 12 receptions tied the second-highest single game total in team history (he holds the record with 14 grabs vs. Chicago on December 4, 1995)... Caught eight passes for 84 yards and a TD the following week vs. Tampa Bay (9/8)... Posted his second 100-yard game of the season with 104 yards on nine catches with one TD at Tampa Bay (9/29)... Totaled 107 yards on only three catches vs. Atlanta (10/6) — two of his three receptions against the Falcons went for scores, including a 50-yarder... The following week at Oakland (10/13), he recorded his third straight 100-yard outing with 109 yards on 10 catches with two TD's — game vs. Raiders was also his second double-digit reception game of the season and his second consecutive game with two TD's... Went over the 100-yard mark for the fifth time in 1996 with 126 yards on nine catches vs. Minnesota (12/8)... Entered the season finale at San Francisco (12/23) five catches behind league-leader Jerry Rice, but fell short in his bid to capture his second straight NFL receptions title, as Rice finished two catches ahead of him. 1995: He and fellow wide receiver Brett Perriman broke two NFL marks during the season — most receptions in a season by a tandem with 231 grabs (breaking Minnesota's Jake Reed and Carter's previous mark of 207 set in 1994), and for most receiving yards in a season by a duo with 3,174 yards (surpassing Houston's Charley Hennigan and Bill Groman, who tallied 2,921 yards in 1961)... A member of virtually everyone's All-Pro squad following his remarkable '95 season, including The Associated Press, College & Pro Football Newsweekly, Football Digest, Pro Football Weekly/Pro Football Writers of America and The Sporting

News... Also chosen All-NFC by Football News and United Press International... Was named the Lions' Offensive MVP and an All-Madden Team member... Sport Magazine named him one of their three NFL MVP's (joining Emmitt Smith and Brett Favre) for the year... A finalist for the NFL Miller Lite Player of the Year... Was named the Lions' 1995 True Value/NFL Man of the Year, honoring him for his contributions both on and off the field... Won Miller Lite Player of the Week honors for his performance (10/29) vs. Green Bay. In that game, he became the first Lions' receiver to catch three TD passes in a game since Leonard Thompson did so on November 28, 1985... Recipient of NFC Offensive Player of the Week award after Lions' Monday Night game vs. Chicago (12/4)... Went over the 100-yard mark a club-record 10 times (in addition to Lions' NFC Wild Card Playoff Game), as he had done so only nine times in the first four years of his career... Also caught 10-or-more passes four times in '95 (his career-high was nine entering the season)... Chosen as a starter (alongside Jerry Rice) in the 1996 Pro Bowl, his second consecutive appearance... His 123 receptions and 1,686 receiving yards shattered the Lions' previous club marks, which had been held by James Jones (77 receptions in 1984) and Pat Studstill (1,266 yards in 1969)... He and Perriman also popped for more than 100 yards in receiving yards apiece in five games — at Washington (10/22), vs. Tampa Bay (11/12), vs. Minnesota (11/23), at Houston (12/10) and at Tampa Bay (12/23) — the last time that had happened in a game prior to '95 was December 22, 1985 when Thompson collected 101 yards on nine catches and Pete Mandley rolled up 127 yards on five grabs... Opened the season at Atlanta (9/3) in fine fashion, catching 10 balls for 131 yards and a score... Sat out the week of practice prior to the game at Minnesota (9/10) due to a sprained ankle, but pitched in four receptions for 73 yards vs. the Vikings, including an acrobatic 47-yard TD catch to knot the score at 7-7 in the first quarter... Chipped in with six receptions for 73 yards in Monday Night win vs. San Francisco (9/25), including a leaping 20-yard TD grab in the back of the endzone over two defenders... Had 125 yards on a game-high nine catches vs. Cleveland (10/8)... Had his first of three multi-TD games of the season at Green Bay (10/15), latching onto four balls for 41 yards and two touchdowns... Equaled his then-career-high at Washington (10/22) with 10 grabs for 102 yards and a score... Followed six-reception, 147-yard outburst vs. Green Bay (10/29) with a then-career-best 176-yard outing on nine catches at Atlanta (11/5)... Notched his fourth consecutive 100-yard game vs. Tampa Bay (11/12), latching onto nine balls for 104 yards... Sealed the Lions' win at Chicago (11/19) with his 11-yard TD catch from Don Majkowski with 2:32 remaining — catch was one of six catches for 66 yards on the day... Joined Perriman and Johnnie Morton as one of three Detroit receivers to go over the 100-yard plateau (first time in club history) in the Lions' offensive onslaught vs. Minnesota on Thanksgiving Day (11/23). Moore had eight grabs for 127 yards and a TD, Perriman reeled in 12 balls for 153 yards and two TD's, and Morton turned seven receptions into 102 yards and a TD as the three were chosen to share John Madden's post-game Thanksgiving turkey... Erupted for a club-record 14 receptions and a personal-best 183 yards in Monday Night win vs. Chicago (12/4). Performance included a nifty 46-yard TD grab in which Moore eluded several Bears on a short out-pattern and rambled down the sideline to the endzone... Capped third straight 100-yard effort at Houston (12/10) in grabbing seven balls for 105 yards and two TD's (of 13 and 14 yards), which tied Moore with Terry Barr and Leonard Thompson for the Lions' all-time career lead in touchdown receptions with 35... Collected 10 receptions for 105 yards at Tampa Bay (12/23), giving him 123 catches on the season and the all-time NFL record for receptions in a season, (overtaking Cris Carter's 122 catches in 1994-95)... Notched seven receptions for 133 yards in NFC Wild Card Playoff Game at Philadelphia (12/30), including a 68-yard TD grab, the second-longest pass play in Lions' post-season history. 1994: Established himself as one of the top receivers in the NFL... Played in his first Pro Bowl (replacing San Francisco's Jerry Rice)... Was named to the USA Today's "All Joe Team", which named the most underrated players in the league, for the second straight year... Named second-team All-Pro by Tom Jackson's Pro Football Update... Went over the 1,000-yard mark for the first time in his career (1,173 yards)... Yardage total was the second-highest in team history and he became only the seventh player in club history to total



over 1,000 receiving yards in a season... His 72 catches were the most ever by a Lions' receiver and the second-highest total in team history... He tied for the fourth-highest total in Lions' history with 11 TD catches... Tied a team record with TD catches in six consecutive games... Of his 72 catches, 54 went for first downs... Caught six passes for 84 yards and one TD in the season opener vs. Atlanta (9/4)... Made his second TD reception of the season and totaled 81 yards in six catches at Dallas (9/19)... Scored his third TD vs. San Francisco (10/9), catching three passes for 65 yards in the game... Had an outstanding game at N.Y. Giants (10/30), grabbing a then-career-high nine passes for 106 yards and two TD's... Caught a pass and ran 29 yards to set up the game-winning field goal in overtime against the Giants... Turned in one of the best performances of his career at Green Bay (11/6), setting a then-career-high with 151 receiving yards and tying his career-best with two TD's against the Packers... Established a then-career-high with 169 receiving yards (on seven catches) vs. Buffalo on Thanksgiving Day — touchdown that day came on a 51-yard flea-flicker on the Lions' second play of the game... Had his streak of consecutive games with a TD reception broken at six at N.Y. Jets (12/10), as he caught six passes for 70 yards against the Jets... Caught two passes for 52 yards in the NFC Wild Card Playoff Game at Green Bay (12/31). 1993: Led team with 61 catches, 935 receiving yards and six touchdowns... Was named to the USA Today's "All Joe Team", which named the most underrated players in the league... Scored a TD on a 21-yard pass in the season opener vs. Atlanta (9/5), and caught four passes for 113 yards in the game with a long reception of 72 yards... Led team with five catches for 49 yards, including a leaping grab to keep the drive for the game-winning field goal alive at New England (9/12)... Set a career-high with two TD's and tied career-high with eight receptions for 98 yards, all in the first half vs. Seattle (10/17)... Totaled a then-career-high 120 receiving yards in six catches at L.A. Rams (11/24)... Caught a career-long 93-yard TD pass, the fourth-longest pass in Lions' history... His TD, on the first play of the fourth quarter was the first of 17 unanswered points scored by the Lions to erase a 27-13 Vikings lead... Injured his ankle in the fourth quarter of the Vikings game, forcing him to miss the game vs. Tampa Bay (11/7)... Led team with 74 receiving yards in four catches with one TD vs. San Francisco (12/19)... Caught one pass for 20 yards in Wild Card Playoff Game vs. Green Bay (1/8/94). 1992: Led the team with 966 receiving yards and was second on squad with 51 catches and four TD catches despite sitting out four games... Caught six passes for 82 yards in the season opener at Chicago (9/6)... Placed on Injured Reserve September 11, missed the next four games... Started his first game back, at Minnesota (10/15), catching three passes for 76 yards, including a spectacular touchdown grab where he took the ball away from two defenders in the end zone... Set a career-high with 108 receiving yards on three catches at Tampa Bay (10/25), and scored a touchdown on a 63-yard pass play in which he broke two tackles on his way to the end zone... Recorded the longest reception of his career, a 77-yard TD, vs. Houston (11/26), totaling two receptions for

88 yards in the game... Set new career-highs with eight catches and 114 yards with one touchdown at Green Bay (12/6)... Led team with seven catches for 81 yards to wrap up the season at San Francisco (12/28). 1991: Tapped into the great potential late in the season... Made one start during the 1991 regular season, then drew the starting 'Z' (wide-right) assignment for the Lions' two playoff contests... First reception of his pro career came vs. Miami (9/15), a 14-yarder from Rodney Peete... Saw first extensive action in place of injured Robert Clark vs. Dallas (10/27), catching two passes for 18 yards... First career start came at Chicago (11/3), as he led the team with five catches for 70 yards... Had spectacular outing as a starter vs. Dallas in the NFC Divisional Playoff Game, hauling in six passes for 87 yards and his first pro touchdown, a seven-yarder from Erik Kramer... Followed that performance with four catches for 69 yards at Washington in the NFC Championship Game.

COLLEGE and PERSONAL: A standout on both the football and track teams at Virginia, he holds the school's career records for both receiving yardage (2,504) and touchdown catches (27)... Finished third on the Cavalier all-time receptions list with 114... Entered the NFL draft after his junior season at Virginia... As a junior at Virginia (1990), earned consensus First-Team All-America honors (AP, UPI, College & Pro Football Newsweekly, Sporting News, Football News, Poor Man's Guide)... First-Team All-Atlantic Coast Conference selection and finished second in voting for the ACC Player-of-the-Year Award... Led the conference and was third in the nation with 108.2 receiving yards per game... Set an NCAA record with at least one TD catch in nine consecutive games... Set school records in 1990 with 54 catches, 1,190 yards (22.0 average) and 13 TD's... Set a then-school-record in 1989 as a sophomore with 10 TD catches... Also competed in the high jump for the Virginia track squad, winning the 1988 ACC Indoor Championship (with a school-record leap of 7-2 1/2"), the 1990 ACC Indoor title, and the 1990 ACC Outdoor title (7-2 3/4")... First team All-District and All-Metro selection as a senior wide receiver and placekicker at George Washington (Danville, Va.) High School... First-team All-Region and second team All-State wide receiver that year... Set school record for longest field goal with a 48-yarder... Also lettered in basketball and track... Has hosted various functions in and around Detroit via his "Catch 84" Foundation... Co-hosted Lions' radio show each Monday night on Lions' flagship radio station from 1996-98, in addition to television work on local ABC affiliate on Sunday nights during same span... Graduated in May 1991, with a degree in rhetoric and communication studies... Herman and wife, Angela, were the Honorary Co-Chairpersons for the "Docs and Jacks Run" in 1995-98, an annual fundraiser to benefit Detroit Lions Charities... Lions' United Way spokesman in 1996-97... Holds an annual celebrity/alumni charity basketball game at the University of Virginia to benefit their children's medical center... Participant in Lions' school assembly program... Herman and Angela have two sons, Aaron and Ashton.

MOORE'S GAME-BY-GAME CAREER RECEIVING STATISTICS

1991 SEASON

Date	Opp.	Score	Rec.	Yards	Average	Long	TD
9/1	@ Wash	L, 45-0	0	0	0.0	0	0
9/8	GB	W, 25-14	0	0	0.0	0	0
9/15	MIA	W, 17-13	1	14	14.0	14	0
9/22	@ Ind	W, 24-3	0	0	0.0	0	0
9/29	TB	W, 31-3	0	0	0.0	0	0
10/6	MIN	W, 24-20	0	0	0.0	0	0
10/20	@ SF	L, 35-3	1	8	8.0	8	0
10/27	DAL	W, 34-10	2	18	9.0	11	0
11/3	@ Chi	L, 20-10	5	70	14.0	19	0
11/10	@ TB	L, 30-21		DID NOT PLAY			
11/17	RAMS	W, 21-10		DID NOT PLAY			
11/24	@ Min	W, 34-14	0	0	0.0	0	0
11/28	CHI	W, 16-6	0	0	0.0	0	0
12/8	NYJ	W, 34-20		DID NOT PLAY			
12/15	@ GB	W, 21-17	0	0	0.0	0	0
12/22	@ Buf	W, 17-14 (OT)	2	25	12.5	21	0
1991			11	135	12.3	21	0

PLAYER BIOGRAPHIES

1992 SEASON

Date	Opp.	Score	Rec.	Yards	Average	Long	TD
9/6	@ Chi	L, 24-27	6	82		18	0
9/13	MIN	W, 31-17		INJURED RESERVE	13.7		
9/20	@ Wash	L, 10-13		INJURED RESERVE			
9/27	TB	L, 23-27		INJURED RESERVE			
10/4	NO	L, 7-13		INJURED RESERVE			
10/15	@ Min	L, 14-31	3	76	25.3	47t	1
10/25	@ TB	W, 38-7	3	108	36	63t	1
11/1	GB	L, 13-27	3	43	14.3	18	0
11/8	DAI	L, 3-37	4	57	14.3	29	0
11/15	@ Pitt	L, 14-17	5	71	14.2	24	0
11/22	@ Cin	W, 19-13	5	86	17.2	32	0
11/26	HOU	L, 21-24	2	88	44.0	77t	1
12/6	@ GB	L, 10-38	8	114	14.3	45	1
12/13	CLE	W, 24-14	2	52	26.0	41	0
12/20	CHI	W, 16-3	3	108	36	59	0
12/28	@ SF	L, 6-24	7	81	11.6	32	0
1992			51	966	18.9	77t	4

1993 SEASON

Date	Team	Score	Rec.	Yards	Average	Long	TD
9/5	ATL	W, 30-13	4	113	28.3	72	1
9/12	@ NE	W, 19-16 (OT)	5	49	9.8	13	0
9/19	@ NO	L, 3-14	4	42	10.5	12	0
9/26	PHOE	W, 26-20	5	79	15.8	32	0
10/3	@ TB	L, 10-27	3	27	9.0	13	0
10/17	SEA	W, 30-10	8	98	12.3	15	2
10/24	@ Rams	W, 16-13	6	120	20.0	42	0
10/31	@ Min	W, 30-27	3	113	37.7	93t	1
11/7	TB	W, 23-0			DID NOT PLAY		
11/21	@ GB	L, 17-26	2	8	4.0	6	0
11/25	CHI	L, 6-10	7	61	8.7	12	0
12/5	MIN	L, 0-13	2	12	6.0	6	0
12/12	@ Phoe	W, 21-14	3	66	22.0	48	1
12/19	SF	L, 17-55	4	74	18.5	31t	1
12/26	@ Chi	W, 20-14	3	42	14.0	17	0
1/2	GB	W, 30-20	2	31	15.5	17	0
1993			61	935	15.3	93t	6

1994 SEASON

Date	Team	Score	Rec.	Yards	Average	Long	TD
9/4	ATL	W, 31-28 (OT)	6	84	14.0	34	1
9/11	@ Min	L, 3-10	5	97	19.4	32	0
9/19	@ Dal	W, 20-17 (OT)	6	81	13.5	25	1
9/25	NE	L, 17-23	5	92	18.4	25	0
10/2	@ TB	L, 14-24	3	44	14.7	18	0
10/9	SF	L, 21-27	3	65	21.7	34	1
10/23	CHI	W, 21-16	1	14	14.0	14	0
10/30	@ NYG	W, 28-25 (OT)	9	106	11.8	29	2
11/6	@ GB	L, 30-38	8	151	18.9	49	2
11/13	TB	W, 14-9	1	9	9.0	9	1
11/20	@ Chi	L, 10-20	2	19	9.5	19	1
11/24	BUF	W, 35-21	7	169	24.1	51t	1
12/4	GB	W, 34-31	3	55	18.3	27	1
12/10	@ NYJ	W, 18-7	6	70	11.7	31	0
12/17	MIN	W, 41-19	2	62	31.0	51	0
12/25	@ Mia	L, 20-27	5	55	11.0	16	0
1994			72	1,173	16.3	51t	11



1995 SEASON

Date	Team	Score	Rec.	Yards	Average	Long	TD
9/3	@ Pitt	L, 20-23	10	131	13.1	30	1
9/10	@ Min	L, 10-20	4	73	18.3	47f	1
9/17	ARIZ	L, 17-20	6	67	11.2	16	0
9/25	SF	W, 27-24	6	73	12.2	20t	1
10/8	CLE	W, 38-20	9	125	13.9	40	0
10/15	@ GB	L, 21-30	4	41	10.3	17f	2
10/22	@ Wash	L, 30-36 (OT)	10	102	10.2	17f	1
10/29	GB	W, 24-16	6	147	24.5	69f	3
11/5	@ Atl	L, 22-34	9	176	19.6	42	0
11/12	TB	W, 27-24	9	104	11.6	24	0
11/19	@ Chi	W, 24-17	6	68	11.3	14	1
11/23	MIN	W, 44-38	8	127	15.9	29	1
12/4	CHI	W, 27-7	14	183	13.1	46f	1
12/10	@ Hou	W, 24-17	7	105	15.0	42	2
12/17	JAX	W, 44-0	5	59	11.8	20	0
12/23	@ TB	W, 37-10	10	105	10.5	22	0
1995			123	1,686	13.7	69f	14

1996 SEASON

Date	Team	Score	Rec.	Yards	Average	Long	TD
9/1	@ Min	L, 13-17	12	157	13.0	29	1
9/8	TB	W, 21-6	8	84	10.5	23	1
9/15	@ Phil	L, 17-24	6	88	14.7	29	0
9/22	@ Chi	W, 35-16	7	74	10.6	21	0
9/29	@ TB	W, 27-0	9	104	11.6	33	1
10/6	ATL	W, 28-24	3	107	35.7	50t	2
10/13	@ Oak	L, 21-37	10	109	10.9	27	2
10/27	NYG	L, 7-35	4	49	12.3	20	0
11/3	@ GB	L, 18-28	4	50	12.5	27	0
11/11	@ SD	L, 21-27	3	39	13.0	16	0
11/17	SEA	W, 17-16	6	55	9.2	16	1
11/24	@ Chi	L, 14-31	5	61	12.2	25	0
11/28	KC	L, 24-28	7	84	12.0	17	0
12/8	MIN	L, 22-24	9	126	14.0	32	0
12/15	GB	L, 3-31	5	50	10.0	13	0
12/23	@ SF	L, 14-24	8	59	7.4	23	1
1996			106	1,296	12.2	50t	9

1997 SEASON

Date	Team	Score	Rec.	Yards	Average	Long	TD
8/31	ATL	W, 28-17	7	115	16.4	43t	2
9/7	TB	L, 17-24	6	51	8.5	11	0
9/14	@ Chi	W, 32-7	7	98	14.0	27	1
9/21	@ NO	L, 17-35	11	111	10.1	17	1
9/28	GB	W, 26-15	6	105	17.5	45	0
10/5	@ Buf	L, 13-22	8	116	14.5	31	0
10/12	@ TB	W, 27-9	5	120	124.0	79	0
10/19	NYG	L, 20-26 (OT)	7	88	12.6	22	0
11/2	@ GB	L, 10-20	9	50	5.6	12	0
11/9	@ Was	L, 7-30	5	36	7.2	9	0
11/16	MIN	W, 38-15	10	130	13.0	36	1
11/23	INDY	W, 32-10	2	16	8.0	9	0
11/27	CHI	W, 55-20	6	89	14.8	26	1
12/7	@ Mia	L, 30-33	5	64	12.8	20	1
12/14	@ Min	W, 14-13	6	65	10.8	28	1
12/21	NYJ	W, 13-10	4	39	9.8	17	0
1997			104	1,293	12.4	79	8

PLAYER BIOGRAPHIES

1998 SEASON

Date	Team	Score	Rec.	Yards	Average	Long	TD
9/6	@ GB	L, 19-38	9	100	11.1	251	1
9/13	CIN	L, 28-34 (OT)	7	86	12.3	22	0
9/20	@ Min	L, 6-29	9	66	7.3	13	0
9/28	TB	W, 27-6	7	64	9.1	16	0
10/4	@ Chi	L, 27-31	4	49	12.3	20	0
10/15	GB	W, 27-20	3	25	8.3	14	0
10/25	MIN	L, 13-34	4	42	10.5	15	0
11/1	ARIZ	L, 15-17	2	26	13.0	15	0
11/8	@ Phil	L, 9-10	3	23	7.7	9	0
11/15	CHI	W, 26-3	1	3	3.0	3	0
11/22	@ TB	W, 28-25			INACTIVE — INJURY		
11/26	PIT	W, 19-16 (OT)	8	148	18.5	36	1
12/6	@ Jax	L, 22-37	7	116	16.6	34	1
12/14	@ SF	L, 13-35	5	81	16.2	241	1
12/20	ATL	L, 17-24	3	34	11.3	21	1
12/27	@ Balt	L, 10-19	10	120	12.0	30	0
1998			82	983	12.0	36	5

1999 SEASON

Date	Team	Score	Rec.	Yards	Average	Long	TD
9/12	@ Sea	W, 28-20	0	0	0.0	0	0
9/19	GB	W, 23-15		INACTIVE — INJURY			
9/26	@ KC	L, 21-31		INACTIVE — INJURY			
10/10	SD	L, 10-20		INACTIVE — INJURY			
10/17	MIN	W, 25-23	0	0	0.0	0	0
10/24	@ Car	W, 24-9		INACTIVE — INJURY			
10/31	TB	W, 20-3		INACTIVE — INJURY			
11/7	STL	W, 31-27		INACTIVE — INJURY			
11/14	@ Ariz	L, 19-23		INACTIVE — INJURY			
11/21	@ GB	L, 17-26		INACTIVE — INJURY			
11/25	CHI	W, 21-17	2	26	13.0	19	0
12/5	WASH	W, 33-17	4	47	11.8	23	1
12/12	@ TB	L, 16-23	2	22	11.0	15	0
12/19	@ Chi	L, 10-28	2	24	12.0	19	0
12/25	DEN	L, 7-17	4	62	15.5	26	1
1/2	@ Min	L, 17-24	2	16	8.0	10	0
1999			16	187	11.7	26	2

- Moore is one of only two players in NFL history (Jerry Rice) to record 100 receptions in three consecutive seasons (Moore did so in 1995-97).
- On December 20, 1998 vs. Atlanta, Moore became the fastest player in NFL history to reach the 600-reception plateau (118 games).

ALL-TIME 100-YARD RECEIVING GAMES

1.	Jerry Rice	66
2.	Don Maynard	50
3.	Michael Irvin	47
4.	James Lofton	43
5.	Lance Alworth	41
6.	Steve Largent	40
7.	Stanley Morgan	38
8.	Henry Ellard	37
9.	Andre Reed	36
T10.	Tim Brown	35
T10.	Cris Carter	35
12.	HERMAN MOORE	34

RECEPTIONS AMONG ACTIVE WIDE RECEIVERS

Player	Rec.	Yards	Avg.	TD	
1.	Jerry Rice	1,206	18,442	15.3	169
2.	Cris Carter	924	11,688	12.6	114
3.	Tim Brown	770	10,994	14.2	75
4.	Andre Rison	702	9,599	13.7	78
5.	Rob Moore	628	9,368	14.9	49
6.	HERMAN MOORE	626	8,664	13.8	59



87

JOHNNIE MORTON

Wide Receiver

Southern California 7th Year

Ht: 6-0

Wt: 190

Born: 10/7/71

(D-1 in '94)



GAMES PLAYED/STARTED: 1994 (14/0); 1995 (16/13) [1/1]; 1996 (16/15); 1997 (16/16) [1/1]; 1998 (16/16); 1999 (16/12) [1/1] **TOTAL:** (94/72) [3/3]

PRO: Has developed into one of the league's most efficient and productive receivers... Will catch the ball anywhere on the field and routinely makes the difficult catch look routine... He, Herman Moore and Germane Crowell form arguably the NFL's most dangerous wide receiving trios... Precise route runner who possesses the innate ability to get open regardless of coverage... Not afraid to go over the middle to absorb punishment from roving defensive backs, and also has ample speed to jet past

MORTON'S SINGLE-GAME BESTS

RECEPTIONS: 10 at Minnesota 1/2/00
RECEIVING YARDS: 174 vs. Chicago 9/22/96
TOUCHDOWNS: 2 (three times; Last at Minnesota 1/2/00)
LONG RECEPTION: 98t at Chicago 10/4/98

MORTON'S CAREER STATISTICS

Year	Rec.	Yards	Average	Long	TD
1994	3	39	13.0	18t	1
1995	44	590	13.4	32t	8
1996	55	714	13.0	62t	6
1997	80	1,057	13.2	73t	6
1998	69	1,028	14.9	98t	2
1999	80	1,129	14.1	46	5
Career	331	4,557	13.8	46	5

defenders into deep patterns... His 331 career receptions rank fifth on Lions' all-time receptions list and his 4,557 receiving yards ranks sixth on that all-time Lions' list... Will need six catches and 126 yards to begin 2000 to vault one spot higher on those respective lists... His 28 career TD catches have him tied with Gail Cogdill in sixth-place in team annals... Enjoyed breakthrough season in 1997 after moving from slot position in team's three-receiver set (where he played in 1994-96) to one of club's starting outside receivers... In '97, he became the ninth Lion (now 10) in team history to record a 1,000-yard receiving season and is one of only two players (Moore) to accomplish the feat three times (1997-99)... 251 career receptions already ranks ninth on Lions' all-time list... An avid weightlifter, Morton's outstanding training habits help immensely when absorbing hard hits... Also was a dangerous weapon on reverses at times early in pro career... Lions first round selection in 1994 NFL Draft (21st overall pick)... 1999: Veteran receiver who continued in '99 in his role as one of Lions' most consistent offensive performers and as one of the league's most effective pass-catchers... Played very consistently throughout the season, and particularly late in the year - finished second on team by tying career-high with 80 catches for career-high 1,129 yards and five TD's... His 1,129 yards in '99 rank as the eighth-highest seasonally tally in team history... In four of the last five regular season games, he either shared or held team-lead in receptions... Recorded first 100-yard outing of '99 vs. Green Bay (9/19) with four catches for 118 yards, including a 45-yard TD catch and a key 45-yard reception late in the fourth quarter, which put the Lions in field goal position... Included among season-high-tying eight catches for 74 yards vs. Minnesota (10/17) were two grabs (for 18 yards) on Lions' game-winning two-minute drill late in the fourth quarter... Dramatic game-winning 12-yard TD reception with :28 remaining in the game vs. St. Louis (11/7)... Second 100-yard outing of '99 came at Arizona (11/14) with four catches for 110 yards, including grabs of 45 and 46 yards... Back-to-back 100-yard games came at Tampa Bay (12/12) with seven catches for 107 yards and at Chicago (12/19) by tying his season-high with eight receptions for 100 yards... Last four regular season

games of '99 saw him catch 29 passes for 382 yards and three TD's, including huge effort in regular season finale at Minnesota (1/2) where he caught a career-high 10 passes for 128 yards and two TD's (third career multi-TD game)... Also included in hot end of year were three 100-yard outings in final four games (five in '99 and now with 14 for his career)... Reeled in two balls for 29 yards in Lions' NFC Wild Card Playoff Game at Washington (1/8)... 1998: Finished 1998 with 69 receptions for team-high 1,028 yards and two TD's (only the fourth Lion ever with multiple 1,000-yard seasons)... From Games 6-13, he either held or shared team-high in receptions six times... Eclipsed the 100-yard mark three times in '98 (nine in career), including season-high 138 yards at Chicago (10/4)... Tied career-high with nine receptions in season opener at Green Bay (9/6)... Included in effort at Chicago was a career-long 98-yard bomb for a touchdown, which is the second-longest pass play in Lions' history and was the longest play from scrimmage in the NFL in 1998... Other 100-yard outings came vs. Arizona (11/11) with seven catches for 115 yards and vs. Chicago (11/15) with five grabs for 109 yards... 1997: Established himself as one of the league's top up-and-coming receivers, especially down the stretch when he played the best football of his career... He and Moore finished the year as the league's top pass catching tandem, combining for 184 receptions... The duo also was one of only five receiving pairs league-wide to both go over the 1,000-yard mark in receiving yardage (second-highest total with 2,350 combined yards)... Set career-highs with 80 receptions (fifth in NFC) and 1,057 yards, becoming the ninth Lion to go over the 1,000-yard plateau... Fourth straight year of increasing his reception and receiving yardage totals from the previous campaign... Recorded the fourth 100-yard outing of his career against Tampa Bay (9/7), including a career-long 73-yard TD connection... Caught five passes for 72 yards vs. N.Y. Giants (10/19), including a four-yard TD pass that tied the game with 1:55 remaining in regulation and sent the contest into overtime... Recorded back-to-back 100-yard outings for the first time in his pro career vs. Chicago (11/27) and at Miami (12/7)... Grabbed a team-high seven balls for 120 yards and a 50-yard TD bomb in contest vs. Bears; and caught the attention of a national tele-

PLAYER BIOGRAPHIES

vision audience with career-high nine catches for 171 yards and a TD in nail-biter vs. the Dolphins... Reeled in a team-high eight passes for 95 yards at Minnesota (12/14), just falling short of his third consecutive 100-yard receiving game... Led team with seven catches for 69 yards in Wild Card Playoff Game Tampa Bay (12/28). **1996:** For third straight year, posted career-highs in receptions (55) and receiving yards (714)... Second season as starting slot receiver... Also placed second on team with six TD catches... Explored for a career-high 174 yards on seven catches with two TD's vs. Chicago (9/22). One of his TD's against the Bears covered 62 yards, the Lions' longest pass completion of the season... Tied his then-career-high with eight grabs for 109 yards and a TD at Oakland (10/13), his second 100-yard game of the season and third of his career... Caught four passes for 68 yards vs. Minnesota (12/8), including his sixth TD catch of the season. **1995:** Matured into one of the Lions' most dependable offensive weapons as season wore on... Evolved into a much-broader role in Lions' top-rated offense by season's end... Caught 44 balls for 590 yards and career-high eight touchdowns in sophomore campaign... Stepped into a more highlighted role as one of club's three starting wide receivers for majority of the season... Started the year (first three games) as a back-up, with limited playing time, but was one of the vital components in Lions' change in philosophy entering fourth game of the year (vs. San Francisco) as he became a focal point of the offensive scheme, which saw his production rise dramatically thereafter... Also began the year as club's kickoff and punt return specialist, a role he relinquished soon after becoming more visible cog in Lions' offense. Returned 18 kickoffs for 390 yards (21.7 avg.) with a long of 32 yards, and seven punts for 48 yards (6.9 avg.) with a long of 16 yards... Netted a then-career-high five receptions for 43 yards vs. Cleveland (10/8), in addition to running back two punts for six yards and a kickoff for 17 yards... Concentrated on wide receiver responsibilities full-time during practice prior to game at Green Bay (10/15), responding once again with five grabs for then-career-high 62 and a 16-yard TD pass, his first of the season (second receiving TD in career)... Enjoyed what was then the best game of his short career at Washington (10/22), latching onto eight balls for 76 yards and a TD pass (a seven-yarder in the third quarter)... Talled the first 100-yard receiving game of his career (102 yards) on seven grabs on Thanksgiving Day vs. Minnesota (11/23), which included a 16-yard TD effort. In that game, he and teammates Moore and Brett Perriman all went over 100 yards, the first time in franchise history that three receivers accomplished that feat in the same game. Also, following the contest, the three were the recipients of John Madden's Thanksgiving turkey on the field... Had first multi-touchdown performance of his career (from 23 and 17 yards vs. Jacksonville (12/17), catching four balls on the day for 80 yards... Ended regular season with steady effort of four grabs for 64 yards and a five-yard TD strike (his fifth score in the last five games). **1994:** Played limited role during most of rookie campaign as he was unable to crack Detroit's three-receiver core of Moore, Perriman and Anthony Carter (and later Aubrey Matthews after Carter's injury)...

Received more repetitions after injury to Carter (broken collarbone at Minnesota on September, 11)... Also began to learn the slot position in Lions' offensive scheme as season progressed... Ran 26 yards on a reverse on the opening kickoff at Dallas (9/19)... Made the first catch of his NFL then-career vs. Green Bay (12/4), a 17-yarder near the goal-line on third-down... Scored the first TD of his career vs. Minnesota (12/17), an 18-yard toss from Dave Krieg in heavy endzone traffic - posted a career-high two receptions for 22 yards against the Vikings... Scored his second career TD at Miami (12/25) — a dazzling 93-yard kickoff return.

COLLEGE and PERSONAL: Established Pac-10 career records with 201 catches (receivers only) for 3,201 yards... Consensus All-American first-team selection as a senior in 1993... Unanimous All-Pac 10 first-team choice... Selected to participate in East-West Shrine Game and Hula Bowl... Won the '93 Pop Warner Award as the most valuable senior football player on the West Coast... Was USC's team MVP in 1993 setting school season records with 78 catches for 1,373 yards (17.6 avg.) and 12 touchdowns that year... Set a Trojan game record with 15 receptions for 186 yards and three touchdowns, including a 37-yarder in a 49-7 win over Houston — the three scoring grabs tied a school record held by several players, most recently by himself vs. both San Diego State and Oregon in 1992... Hauled in eight passes for a school record 229 yards, including a 69-yard touchdown vs. Washington State... All Pac 10 second-team choice his junior year in 1992... Earned his degree in communications... All-American selection by Super Prep magazine at South Torrance (Cal.) High School... Member of California Football's Scholar team... Also lettered in track, performing in the 100 (10.5) and 200 (21.6) meters... Member of the Screen Actors Guild and American Federation of Television and Radio Association... Played himself in feature film "Jerry Maguire", with teammate Herman Moore also making a cameo... Appeared in music video "Turn Down the Lights" with Motown R & B artist Shanice Wilson in 1994... Was featured in a world-wide Nike print ad campaign during '96 off-season... Also made an appearance in a music video by Toni Braxton... Active in several charitable organizations including DARE, Athletes and Entertainers for Kids and Big Brothers of America... Featured in Sports Illustrated For Women's 2000 Swimsuit Issue... In May 1999, appeared on television show, "Moehsa"... Appeared in several episodes of "Young and The Restless" during '96 off-season... Featured on the cover of "In The Beginning 1998" calendar and in 1999 Alaye calendar... Attended a Japanese elementary school for three years (mother is Japanese-American)... During '98 off-season, he began training in kickboxing, Ju-jitsu and self-defense... Brother, Eric, played wide receiver at Dartmouth, and is attending medical school at George Washington after receiving his degree from Dartmouth in biomedical engineering... Brother, Chad, was USC's starting linebacker in 1998-99 and was fifth round pick of the New Orleans Saints in 2000 NFL Draft... Enjoys art shows and has started his own art collection... Hobbies include reading, sport-nutrition research and cooking... Hometown is Torrance, California.

MORTON'S GAME-BY-GAME CAREER RECEIVING STATISTICS

1994 SEASON

Date	Opp.	Score	Rec.	Yards	Average	Long	TD
9/4	ATL	W, 31-28 (OT)	0	0	0.0	0	0
9/11	@ Min	L, 3-10	0	0	0.0	0	0
9/19	@ Dal	W, 20-17 (OT)	0	0	0.0	0	0
9/25	NE	L, 17-23	0	0	0.0	0	0
10/2	@ TB	L, 14-24	0	0	0.0	0	0
10/9	SF	L, 21-27	0	0	0.0	0	0
10/23	CHI	W, 21-16	0	0	0.0	0	0
10/30	@ NYG	W, 28-25 (OT)	0	0	0.0	0	0
11/6	@ GB	L, 30-38	0	0	0.0	0	0
11/13	TB	W, 14-9	0	0	0.0	0	0
11/20	@ Chi	L, 10-20	0	0	0.0	0	0
11/24	BUF	W, 35-21	0	0	0.0	0	0
12/4	GB	W, 34-31	1	17	17.0	17	0
12/10	@ NYJ	W, 18-7		INACTIVE — INJURY			
12/17	MIN	W, 41-19	2	22	11.0	18t	1
12/25	@ Mia	L, 20-27	0	0	0.0	0	0
1994			3	39	13.0	18t	1



1995 SEASON

Date	Opp.	Score	Rec.	Yards	Average	Long	TD
9/3	@ Pit	L, 20-23	1	4	4.0	4	0
9/10	@ Min	L, 10-20	2	34	17.0	27	0
9/17	ARIZ	L, 17-20	0	0	0.0	0	0
9/25	SF	W, 27-24	0	0	0.0	0	0
10/8	CLEVE	W, 38-20	5	43	8.6	20	0
10/15	@ GB	L, 21-30	5	62	12.4	20	1
10/22	@ Wash	L, 30-36 (OT)	8	76	9.5	20	1
10/29	GB	W, 24-16	1	18	18.0	18	0
11/5	@ Atl	L, 22-34	3	54	18.0	32t	1
11/12	TB	W, 27-24	0	0	0.0	0	0
11/19	@ Chi	W, 24-17	2	32	16.0	22	0
11/23	MIN	W, 44-38	7	102	14.6	22	1
12/4	CHI	W, 27-7	1	4	4.0	4t	1
12/10	@ Hou	W, 24-17	1	17	17.0	17	0
12/17	JAX	W, 44-0	4	80	20.0	27	2
12/23	@ TB	W, 37-10	4	64	16.0	25	1
1995			44	590	13.4	32t	8

1996 SEASON

Date	Opp.	Score	Rec.	Yards	Average	Long	TD
9/1	@ Min	L, 13-17	1	16	16.0	16	0
9/8	TB	W, 21-6	0	0	0.0	0	0
9/15	@ Phil	L, 17-24	5	39	7.8	13	0
9/22	CHI	W, 35-16	7	174	24.9	62t	2
9/29	@ TB	W, 27-0	3	58	19.3	31t	1
10/6	ATL	W, 28-24	4	49	12.3	24	0
10/13	@ Oak	L, 21-37	8	109	13.6	28	1
10/27	NYG	L, 7-35	2	9	4.5	5	0
11/3	@ GB	L, 18-28	3	17	5.7	12	0
11/11	@ SD	L, 21-27	3	32	10.7	19	0
11/17	SEA	W, 17-16	4	35	8.8	16	0
11/24	@ Chi	L, 14-31	1	25	25.0	25	0
11/28	KC	L, 24-28	2	27	13.5	16t	1
12/8	MIN	L, 22-24	4	68	17.0	32	1
12/15	GB	L, 3-31	6	40	6.7	12	0
12/23	@ SF	L, 14-24	2	16	8.0	12	0
1996			55	714	13.0	62t	6

1997 SEASON

Date	Opp.	Score	Rec.	Yards	Average	Long	TD
8/31	ATL	W, 28-17	1	7	7.0	7	0
9/7	TB	L, 17-24	4	102	25.5	73t	1
9/14	@ Chi	W, 32-7	4	49	12.3	18	1
9/21	@ NO	L, 17-35	5	72	14.4	38	0
9/28	GB	W, 26-15	6	61	10.2	17	0
10/5	@ Buf	L, 13-22	2	27	13.5	21	0
10/12	@ TB	W, 27-9	7	66	9.4	16	0
10/19	NYG	L, 20-26 (OT)	5	72	14.4	21	1
11/2	@ GB	L, 10-20	4	35	8.8	15	0
11/9	@ Wash	L, 7-30	5	69	13.8	27	0
11/16	MIN	W, 38-15	6	59	9.8	23	1
11/23	INDY	W, 32-10	5	39	7.8	12	0
11/27	CHI	W, 55-20	7	120	17.1	50t	1
12/7	@ Mia	L, 30-33	9	171	19.0	41	1
12/14	@ Min	W, 14-13	8	95	11.8	32	0
12/21	NYJ	W, 13-10	2	13	6.5	7	0
1997			80	1,057	13.2	73t	6

PLAYER BIOGRAPHIES

1998 SEASON

Date	Opp.	Score	Rec.	Yards	Average	Long	TD
9/6	@ GB	L, 19-38	9	96	10.7	19	0
9/13	CIN	L, 28-34 (OT)	5	50	10.0	13	0
9/20	@ Min	L, 6-29	5	57	11.4	17	0
9/28	TB	W, 27-6	3	36	12.0	21	0
10/4	@ Chi	L, 27-31	2	138	69.0	98t	1
10/15	GB	W, 27-20	5	45	9.0	22	0
10/25	MIN	L, 13-34	7	89	12.7	20	1
11/1	ARIZ	L, 15-17	7	115	16.4	41	0
11/8	@ Phil	L, 9-10	2	32	16.0	24	0
11/15	CHI	W, 26-3	5	109	21.8	30	0
11/22	@ TB	W, 28-25	5	49	9.8	16	0
11/26	PIT	W, 19-16 (OT)	4	53	13.3	26	0
12/6	@ Jax	L, 22-37	1	31	31.0	31	0
12/14	@ SF	L, 13-35	5	78	15.6	26	0
12/20	ATL	L, 17-24	1	10	10.0	10	0
12/27	@ Balt	L, 10-19	3	40	13.3	18	0
1998			69	1,028	14.9	98t	2

1999 SEASON

Date	Opp.	Score	Rec.	Yards	Average	Long	TD
9/12	@ Sea	W, 28-20	0	0	0.0	0	0
9/19	GB	W, 23-15	4	118	29.5	45	1
9/26	@ KC	L, 21-31	2	31	15.5	20	0
10/10	SD	L, 10-20	6	68	11.3	21	0
10/17	MIN	W, 25-23	8	74	9.3	11	0
10/24	@ Car	W, 24-9	5	66	13.2	25	0
10/31	TB	W, 20-3	3	54	18.0	30	0
11/7	STL	W, 31-27	4	57	14.8	20	1
11/14	@ Ariz	L, 19-23	4	110	27.5	46	0
11/21	@ GB	L, 17-26	5	64	12.8	21	0
11/25	CHI	W, 21-17	5	59	11.8	24	1
12/5	WASH	W, 33-17	5	44	8.8	15	0
11/12	@ TB	L, 16-23	7	107	15.3	48	0
12/19	@ Chi	L, 10-28	8	100	12.5	45	0
12/25	DEN	L, 7-17	4	47	11.8	18	0
1/2	@ Min	L, 17-24	10	128	12.8	36t	2
1999			80	1,129	14.1	46	5

Additional Statistics: Kickoff returns — Total: 21 returns, 533 yards, 25.4 average, 93t long, 1 TD; 1995: 18 returns, 390 yards, 21.7 average, 32 long; 1994: 3 returns, 143 yards, 47.7 average, 93t, 1 TD. **Punt returns**, 1995: 7 returns, 48 yards, 6.9 average, 16 long. **Rushes** — Total: 15 attempts, 101 yards, 6.7 average, 20 long; 1995: 3 rushes, 33 yards, 11.0 average, 18 long; 1996: 9 rushes, 35 yards, 3.9 average, 18 long; 1997: 3 rushes, 33 yards, 11.0 average, 20 long; 1998: 1 rush, 11 yards, 11.0 average, 11 long.

- Morton's brother, Chad, was USC's starting tailback in 1998-99 and was a fifth round draft pick of the New Orleans Saints in April 2000.
- Morton signed with the renowned Ford Modeling Agency during the 1998 off-season, and has plans of pursuing an acting career once his football playing days are over.



26

BROCK OLIVO

Fullback

Missouri

Ht: 6-0

Born: 6/24/76

3rd Year

Wt: 226

(FA in '98)



GAMES PLAYED/STARTED: 1998 (1/0); 1999 (14/0) TOTAL: (15/0)

PRO: Third-year reserve fullback who has excelled in special teams role in 1998-99 and seen minimal time out of the backfield... Originally signed out of college as an undrafted rookie free agent in April 1998 with the San Francisco 49ers, where he spent the '98 training camp, preseason and first three weeks of the '98 campaign (practice squad)... Gritty competitor who is always on full-throttle. **1999:**

Reserve fullback who began season as team's kickoff return specialist and recorded six returns for 177 yards in that period of time (first two games)... Established role as one of team's most productive special teams players, collecting a team-high 22 stops...

Season and career-high three special teams tackles on three occasions - at Seattle (9/12), vs. Minnesota (10/17) and at Arizona (11/14)... Injured medial collateral ligament in his left knee on opening kickoff at Chicago (12/19), which forced him onto Injured Reserve two days later... Saw most extensive playing time out of the backfield in his career vs. Washington (12/5) and at Tampa Bay (12/12) with Sedrick Irvin inactive (knee)... Caught two balls in each of those outings for a total of 24 yards. **1998:** Signed onto Lions' active roster on September 23, 1998 from the San Francisco 49ers' practice squad... After playing in his first game while on the roster in a special teams role (September 28, 1998 vs. Tampa Bay), was inactive for the next nine outings in '98... In lone game-action, made one tackle on special teams in game vs. Bucs... Was released on December 9, 1998, but re-signed onto Detroit's practice squad the following day, where he remained for the rest of the season.

OLIVO'S SINGLE-GAME BESTS

- RECEPTIONS:** 2 vs. Washington
12/5/99; at Tampa Bay
12/12/99
- RECEIVING YARDS:** 14 at Tampa Bay
12/12/99
- LONG RECEPTION:** 12 at Tampa Bay
12/12/99
- KICKOFF RETURNS:** 4 at Seattle 9/12/99
- KICKOFF RETURN YARDS:** 75 at Seattle 9/12/99
- LONG KICKOFF RETURN:** 25 at Seattle 9/12/99
- SPECIAL TEAMS TACKLES:** 3 (three times; Last at Arizona 11/14/99)

OLIVO'S OFFENSIVE STATISTICS

Year	RECEIVING					KO RETURNS				Spec. Teams	
	No.	Yds	Avg.	Lg	TD	No.	Yds	Avg.	Lg	TD	Tackles
1998	0	0	0.0	0	0	0	0	0.0	0	0	1
1999	4	24	6.0	12	0	11	198	18.0	25	0	22
Career	4	24	6.0	12	0	11	198	18.0	25	0	23

- Olivo's father was a standout college quarterback at Miami (Fla.), who later spent time with the St. Louis Cardinals. His cousin, Scott Kowalkowski, is a Lions' linebacker.
- Olivo is one of only seven football players at the University of Missouri to have his jersey retired.

COLLEGE and PERSONAL: Left Missouri as the school's all-time leader in rushing yards (3,026) and all-purpose yards (3,475)... One of only seven players in school history to have his number retired... Also left Missouri tied for all-time lead with 27 touchdowns... Played in 44 consecutive games during collegiate career... Voted the inaugural winner of the Mosi Tatupu Special Teams Player of the Year following his senior season at Missouri (1997)... Participated in both the Hula Bowl and the East-West Shrine Game following his senior year... Four-time all-conference selection during college... Rushed for 5,030 yards and 70 touchdowns at St. Francis Borgia High School in Washington, Missouri... Ran for 2,536 yards and 39 touchdowns as a prep senior in 1993... First-team All-State, All-Area and All-Metro selection that year as well... Also voted Missouri Prep Player of the Year by USA Today and Gatorade Circle of Champions... Father, David, was a college quarterback at Miami (Fla.), who later spent time with the St. Louis Cardinals... Cousin, Scott Kowalkowski, is now a teammate of his with the Lions... Secondary education major at Missouri.

59

KEVIN O'NEILL

Linebacker

Bowling Green 3rd Year

Ht: 6-2 Wt: 239

Born: 4/14/75 (FA in '98)



GAMES PLAYED/STARTED: 1998 (11/0); 1999 (4/0) [1/0] **TOTAL:** (15/0) [1/0]

PRO: Third-year reserve linebacker who arrived into the NFL as an undrafted rookie free agent signed by Detroit on April 24, 1998... In two years on squad, has carved out a niche as

- Despite being inactive for five contests during his rookie year in 1998, O'Neill led the Lions with 26 special teams tackles.
- O'Neill was one of only two undrafted rookie free agents to make the Lions' 53-man opening day roster (CB Lamar Campbell).

one of team's most dependable special teams players... Has tallied 31 special teams tackles in 1998-99, but has not seen regular season game-action time on defense thus far in pro career... Spent '99 off-season and part of regular season recovering from knee injury suffered in 1998 regular season finale. **1999:** Began season on Physically Unable to Perform list while still recovering from off-season knee surgery... Activated off PUP on November 17 (missed first nine games of season)... Saw '99 game-action in special teams role in four of the last seven games, but was inactive vs. Washington (12/5), at Chicago (12/19) and at Minnesota (1/2)... Did not see time on defense during '99 campaign... Recorded five special teams tackles in playing time after being activated, in addition to one stop in NFC Wild Card Playoff Game at Washington (1/6)... **1998:** Rookie linebacker who was one of two undrafted free agents (CB Lamar Campbell) to make Lions' opening day 53-man roster... Despite playing in only 11 games during rookie campaign, led club with 26 special teams tackles (no game-action on defense)... Played in the season's first six games, in addition to five of the last six outings — was inactive in the five other games in which he didn't see action... Led squad with four special teams stops in first career NFL game at Green Bay (9/6)... Had team-high five special teams tackles in two games — at Minnesota (9/20) and at Jacksonville (12/6)... Tied for team-lead on two other occasions — vs. Tampa Bay (9/28) and vs. Green Bay (10/15) — three tackles in each game.

who accumulated 462 tackles during his collegiate career (second in school history)... Originally a walk-on in 1993... Broke into the Falcons' starting lineup late in 1994, and started each of his last 36 games... Team captain in 1996-97 and team-leader in tackles in each of his final three collegiate seasons (1995-97)... First-team All-MAC pick in 1996-97, and first-team Academic All-MAC as a senior in '97... 133 tackles in '97 was second in MAC, in addition to 15 tackles for loss... Tallied 10-or-more tackles in 10 games in '97, including a high of 17 stops vs. Ohio... Collected eight double-digit tackle-performances in '96... Played alongside his brother, Jim, who was also a starting inside linebacker in '96 and younger brother, Joe, who left BGSU in 1999 and signed with the Lions as a free agent in April 2000... Career-high 134 tackles as a sophomore in 1995, including career-best 18 stops vs. Toledo... Registered 14-or-more tackles in six games in '95... Started the final three games of the '94 campaign, and finished third on the squad with 75 tackles... Team MVP in 1992 at Walsh Jesuit (Twinsburg, Ohio) High School... All-Summit County, all-district and Northeast Ohio honorable mention accolades as a senior... Participant in Lions' hospital visit program and other community activities.

COLLEGE and PERSONAL: Three-year starter at Bowling Green



91

ROBERT PORCHER

Defensive End

South Carolina State 9th Year

Ht: 6-3

Wt: 270

Born: 7/30/69

(D-1 in '92)



GAMES PLAYED/STARTED: 1992 (16/1) 1993 (16/5) [1/1]; 1994 (15/15) [1/1]; 1995 (16/16) [1/1]; 1996 (16/16); 1997 (16/15) [1/1]; 1998 (16/16); 1999 (15/14) [1/1] **TOTAL:** (126/98) [5/5]

PRO: In the prime of his career, Porcher has developed into one of the league's most productive and feared defensive ends... Has played in two of the last three Pro Bowls, becoming the first Detroit defensive lineman to participate in the league's annual All-Star game since Jerry Ball in 1990-92... With '99 output, he became the first Lion to lead club in sacks in five different seasons (1993 and each of the past four seasons) - Mike Cofer and Al "Bubba" Baker each did so four times... With his current four-year output (1996-99), has become the first Lion to record double-digit sack totals in four consecutive years... With Carolina DE Kevin Green retiring following '99 campaign, Porcher is the only active NFL defensive end to be in double-digits in each of the last four seasons... Has recorded 15 games in his career where he has notched more than one sack... After shifting back to defensive end in 1996, he has enjoyed four outstanding years, notching 49 of his 66.5 career sacks in that span... Enters 2000 standing firmly in second-place on the club's all-time sacks list, trailing only Baker, who has 75.5 sacks (passed Cofer, William Gay and Doug English with his '99 production)... A starter for the Lions since late in his second pro year ('93)... Only missed two games in his first eight NFL seasons, and had a string of playing in 73 consecutive games snapped in the fourth game of the '99 campaign (ankle)... Has played in a variety of positions, including end and tackle in team's 3-4 alignment in first three years in the league... Starter at defensive tackle during 1995 in 4-3 set... All-around athlete with exceptional outside

PORCHER'S SINGLE-GAME BESTS

TACKLES: 13 vs. Pittsburgh 11/26/98
SACKS: 3.5 vs. Indianapolis 11/23/97
INTERCEPTIONS: 1 vs. Green Bay 9/28/97
INTERCEPTION RETURN: 5 vs. Green Bay 9/28/97

PORCHER'S DEFENSIVE STATISTICS

1999 Date	Opp.	TACKLES			Sacks No/Yds	Int's No/Yds	Passes Def.	Fumbles Rec./For.
		Total	Solo	Asst.				
9/12	@ Sea	6	4	2	3/0	0/0	0	0/1
9/19	GB	3	2	1	0/0	0/0	0	0/0
9/26	@ KC	1	0	1	0/0	0/0	0	0/0
10/10	SD	INACTIVE - INJURY						
10/17	MIN	2	2	0	0/0	0/0	0	0/0
10/24	@ Car	4	3	1	1.5/12.5	0/0	0	0/0
10/31	TB	2	2	0	1/9	0/0	0	0/0
11/7	STL	4	2	2	1/7	0/0	0	0/0
11/14	@ Ariz	5	3	2	1/8	0/0	0	0/0
11/21	@ GB	7	3	4	0/0	0/0	1	0/0
11/25	CHI	4	4	0	1/8	0/0	1	0/0
12/5	WASH	2	1	1	1/10	0/0	0	0/1
12/12	@ TB	4	4	0	3/26	0/0	0	0/1
12/19	@ Chi	5	2	3	1/7	0/0	0	0/0
12/25	DEN	5	3	2	.5/3	0/0	0	0/0
1/2	@ Min	5	5	0	1/8	0/0	0	0/1
1999 (Total)		59	39	20	15/106.5	0/0	2	0/4
1992		21	11	10	1/8	0/0	1	0/0
1993		47	37	10	8.5/53	0/0	3	0/1
1994		69	47	22	3/22	0/0	8	1/2
1995		51	29	22	5/38	0/0	2	0/1
1996		73	55	18	10/71	0/0	0	1/4
1997		83	51	32	12.5/75.5	1/5	1	0/2
1998		83	50	33	11.5/85.5	0/0	4	0/1
Career		486	319	167	66.5/459.5	1/5	21	2/15

- Following the 1997 season, Porcher became the first Lions' defensive lineman to play in the Pro Bowl since Jerry Ball in 1990-92. He also played in his second Pro Bowl following the '99 campaign.
- Since 1996, Porcher's 49 quarterback sacks are the most of any active NFL player.

quickness, agility and hand movements... Has become a very good run-stopper as well during the past few seasons... Lions' first round selection in the 1992 NFL Draft (26th overall). **1999:** One of Detroit's defensive cornerstones who enjoyed arguably the best year of his eight-year pro career... Tallied a team and career-high 15 sacks, in addition to a sack in NFC Wild Card Playoff Game at Washington (1/8)... The 15 sacks is the franchise's fourth-highest all-

time seasonal tally, trailing three separate tallies by Lions' all-time sacker Al "Bubba" Baker... Named to second NFC Pro Bowl in the past three years (also went following '97 season)... Among other honors included being named to Pro Football Weekly's and Football News' All-NFC team and second-team All-Pro by College and Pro Football Newsweekly and Football Digest... Passed both William Gay and Mike Cofer into second-place on Lions' all-time sacks list with three-sack outburst at Tampa Bay (12/12)... Game at Tampa Bay (12/12) served as the 15th multi-sack game of his career... Missed only the second game of his career (first since 1994) vs. San Diego (10/10) with a sprained ankle suffered at Kansas City (9/26), but was back to full strength at Carolina (10/24) and responded with 1.5 sacks... Exploded in season opener at Seattle (9/12) for three sacks and was named NFC Defensive Player of the Week for his performance... Ranked #74 in Sporting News' pre-season Top 100 player in the NFL list. 1998: Detroit's starting left defensive end for all 16 games who finished season with team-high 11.5 sacks, including four multiple-sack outings — third straight year as team sack leader... Also sixth on squad with 83 tackles, which equaled the career-high he set in 1997... Voted by teammates prior to the season as one of defensive co-captains for second straight year... Active night vs. Tampa Bay (9/28) with 1.5 sacks for 14.5 yards, five tackles and a forced fumble... 18-yard sack vs. Green Bay (10/15) was the team's longest of the year... Knocked down season-high two passes and had a sack vs. Arizona (11/1)... Enjoyed back-to-back two-sack games at Philadelphia (11/8) and vs. Chicago (11/15)... Career-high 13 tackles vs. Pittsburgh (11/26)... With two-sack performance vs. Atlanta (12/20), he became the first Lion to record double-digits in sacks in three consecutive seasons since Al "Bubba" Baker did so in four straight campaigns (1978-81)... Output vs. Falcons was also the 12th game in his career with more than one sack. 1997: Outstanding all-around season culminating with first career trip to the Pro Bowl... Then-career-best 12.5 sacks, which ranked fifth in the NFL... Sack total was highest for a Lion since William Gay registered 13.5 sacks in 1983... 83 tackles were also a career-high... Collected a sack and made then-career-high nine tackles in the season opener vs. Atlanta (8/31)... Had two sacks in the first two series (fourth multi-sack game of career) vs. Tampa Bay (9/7) before suffering an ankle injury in the midst of recording the second sack... Made lone career interception vs. Green Bay (9/28)... Forced a fumble and recorded 1.5 sacks at Tampa Bay (10/12)... Then-career-high 10 tackles at Washington (11/9)... Exploded for career-high 3.5 sacks in Lions' eight-sack onslaught vs. Indianapolis (11/23)... Recovered a fumble and made three tackles in NFC Wild Card Playoff Game at Tampa Bay (12/28)... 1996: Move from tackle to left defensive end energized the Lions' defensive line... Had the best season of his career to date, recording personal-bests with 10 sacks and 73 tackles... Tied his then-career-high with eight tackles vs. Tampa Bay (9/8)... Recorded his first sack of the year at Philadelphia (9/15)... Had one sack among four tackles at Tampa Bay (9/22)... Notched two sacks and posted five tackles vs. Atlanta (10/6)... Matched his then-career-high with eight tackles, including a sack, vs. N.Y. Giants (10/27)... Posted sacks in each of the next two games — at Green Bay (11/3) and at San Diego (11/11)... Had a sack in three of the last four games of the season — vs. Kansas City (11/28), vs. Minnesota (12/8) and vs. Green Bay (12/15). 1995: Starter at defensive tackle in all 16 games, in addition to Wild Card Playoff Game... Registered 51 tackles, five sacks and a forced fumble... Collected his first two sacks of the season vs. Arizona (9/17)... Dropped Steve Young for a 10-yard loss vs. San Francisco (9/25)... Made a season-high six tackles in win vs. Cleveland (10/8)... Forced a fumble and made his fourth sack of the season vs. Tampa Bay (11/12)... Tied his season-high with six tackles in Thanksgiving Day win over Minnesota (11/23)... Made four tackles, including one sack, vs. Chicago (12/4)... Posted two tackles in NFC Wild Card Playoff Game at Philadelphia (12/30). 1994: Missed first half of training camp with knee injury and did not play until third pre-season game... He and Kelvin Pritchett switched positions from previous season, with Porcher moving to left end and Pritchett moving to right end... Finished season with 69 tackles and three sacks... Became adept at knocking down pass attempts, leading linemen with a career-high eight passes defended for the season... Nagged much of the season with a sprained ankle that never fully healed... Started all but one game (vs. Tampa Bay on November 13) after re-spraining ankle the previous week at Green Bay (11/6)... Bounced back from chest injury suffered against Atlanta (9/4) the previous week and started at Minnesota (9/11) where he battered down three passes and made four solo tackles... Turned in one of

the best performances of his career vs. Chicago (10/23), tying his then-career-highs with two sacks and eight tackles... Inactive vs. Tampa Bay (11/13) due to ankle injury (first game missed in career)... Returned to the starting lineup at Chicago (11/20), and made four tackles... Double-teamed throughout the Thanksgiving Day game vs. Buffalo (11/24), helping Pritchett collect a career-high three sacks... Had the Lions' only sack and totaled five tackles at N.Y. Jets (12/10)... Played well in the season finale at Miami (12/25), recovering and forcing a fumble, defending a pass and making seven tackles... Shared the Lions' only sack (with Tracy Scroggins) and tied his then-career-high with eight tackles in NFC Wild Card Playoff Game at Green Bay (12/31). 1993: Emerged during sophomore campaign to lead club with 8.5 sacks, despite playing as a reserve for the first 12 games of the season... Early in the year was used primarily in passing situations, but started the last four regular season games and the playoff game... Had one sack and three tackles in the season-opener vs. Atlanta (9/5)... Sacked Steve Beuerlein and caused a fumble on the Cardinals' next-to-last possession late in the fourth quarter vs. Phoenix (9/26)... Made his first start of the season vs. Seattle (10/17) as the Lions opened the game in a four-man line... Made his fourth sack of the season and four tackles at L.A. Rams (10/24)... Had 1.5 sacks and five tackles vs. Chicago (11/25)... Made his second start of the season at Phoenix (12/12), and set then-career-highs with two sacks (first career multi-sack outing) and eight tackles... Started his third straight game at Chicago (12/26), and tied his then-career-high with eight tackles... Batted a pass down that was intercepted by Pat Swilling in the fourth quarter, setting up the Lions' final touchdown vs. Green Bay (1/2)... Started NFC Wild Card Playoff Game vs. Green Bay (1/8), and made two tackles. 1992: Played in all 16 games (one start) as a rookie... Played mostly in passing situations in pro debut at Chicago (9/6), but did not make a tackle... Recorded his first NFL sack at Washington (9/20)... Made his first professional start vs. New Orleans (10/4), making season-high five tackles and defending a pass.

COLLEGE AND PERSONAL: Earned All-American first-team honors from The Poor Man's Guide to the NFL Draft and Kodak, and was named the 1-AA Defensive Player of the Year by the NFL Draft Report... Started and played every position on the defensive line as a senior at South Carolina State in 1991, recording 88 tackles with a league-leading 15 sacks and 24 stops behind the line of scrimmage... Credited with 16 quarterback pressures, nine forced fumbles and eight fumble recoveries as a senior as well... His 15 sacks were two shy of the school record set by former Giants' standout Harry Carson... Inducted into the South Carolina State Athletic Hall of Fame in 1998... Sall out a year under NCAA rules after transferring from Tennessee State... Valuable performer on Tennessee State's defensive line as a sophomore, making 33 tackles with one sack and three tackles for losses... Graduated from South Carolina State with a degree in criminal justice... Concentrated on academics his first three years at Cainhoy (Wando, S.C.) High School, not lettering in football until his senior year in 1986... Added a letter in basketball during his final campaign... His former teacher, Carolyn Barrett of Mount Pleasant, South Carolina, was one of the 10 finalists for the 1997 NFL Teacher of the Year Award... Spokesman for the state of Michigan's "Fatherhood Is Forever" campaign... Lions' 1998-99 United Way spokesman... Named team's nominee for 1998 Spirit NFL Man of the Year, in which he was voted a finalist for the league-wide honor... Serves as a spokesman for Detroit Police Athletic League... 1997 Honorary Chairperson for the Metro Detroit American Heart Association Heart Walk... Honorary Chairperson for United Way's Black History Month celebration the last three years... Established Porcher and Friends Invitational Charities, which helps groups in South Carolina and Detroit... His charity held its first annual Celebrity Weekend in June 1998, with proceeds from a celebrity basketball game and black-tie dinner going to the Henry Ford Spinal Cord Research Center, the Robert Porcher, Jr. Scholarship Fund and to help fund a football camp the preceding week... Activities in 1999 to benefit his foundation included a free football camp for inner-city youth and a celebrity golf outing... Served as host at the 1995 "Boyz Night Out" program that mentors 300 middle-school boys in Detroit... He and Tracy Scroggins have served in the past as spokesmen and judges for the Lions' "Take a Player to School" essay contest... Received National Fatherhood Initiative "Father of the Year" Award in June 2000... He and his wife, Kimberly, have a daughter Morgan Latreese, 4, and son, Robert IV, who was born in July 1998... Born Robert Porcher III in Wando, South Carolina.



ROBERT PORCHER'S CAREER MULTI-SACK OUTINGS

11/25/93	CHICAGO	1.5	11/23/97	INDIANAPOLIS	3.5
12/13/93	at Phoenix	2	9/28/98	TAMPA BAY	1.5
10/23/94	CHICAGO	2	11/8/98	at Philadelphia	2
9/17/95	ARIZONA	2	11/15/98	CHICAGO	2
10/6/96	ATLANTA	2	12/20/98	ATLANTA	2.5
9/7/97	TAMPA BAY	2	9/12/99	at Seattle	3
10/12/97	at Tampa Bay	1.5	10/24/99	at Carolina	1.5
			12/12/99	at Tampa Bay	3

92

MIKE PRINGLEY

Defensive End
North Carolina **2nd Year**
Ht: 6-4 **Wt: 277**
Born: 5/22/76 **(D-7 in '99)**



GAMES PLAYED/STARTED: 1999 (9/0) TOTAL: (9/0)

PRO and 1999: Second-year defensive end who was productive in short stints of playing time, especially early in rookie season (eight tackles and 1.5 sacks on the year)... Saw reserve action in Lions' defensive line rotation in nine of the team's first 11 games, but was inactive for the final five contests of '99, in addition to Lions' NFC Wild Card Playoff Game at Washington (1/8)... Played more active role in three-game span at Kansas City (9/26), vs. San Diego (10/10) and vs. Minnesota (10/17) with Robert Porcher hindered with a sprained ankle... Collected career-high four tackles in game against the Chiefs and notched first career sack in the above outing vs. the Vikings... Inactive vs. Tampa Bay (10/31) and vs. St. Louis (11/7) with shoulder injury suffered at Carolina (10/24), but returned to reserve role in the three subsequent games before being inactive for game-action for the remainder of '99... Seventh round pick of the Lions in 1999 NFL Draft (215th overall).

PRINGLEY'S SINGLE-GAME BESTS
TACKLES: 4 at Kansas City 9/26/99
QUARTERBACK SACKS: 1 vs. Minnesota 10/17/99

PRINGLEY'S DEFENSIVE STATISTICS

Year	TACKLES			Sacks No/Yds	Int's No/Yds	Passes Def.	Fumbles Rec./For.	Spec. Teams
	Total	Solo	Asst.					
1999	8	4	4	1.5/7	0/0	0	0/0	0
Career	8	4	4	1.5/7	0/0	0	0/0	0

- On Pringley's first play from scrimmage as a collegian, he sacked then-Syracuse QB Donovan McNabb.
- Pringley recored his first NFL sack vs. Minnesota on October 17, 1999 at the Silverdome.

COLLEGE and PERSONAL: Started 30 of a possible 31 games in 1996-98 on a defense that saw four defensive linemen chosen in the first two rounds of the 1998-99 NFL Drafts, including three first-rounders... Had the tendency during collegiate career to play his best in big games... Recorded 186 tackles, 14.5 sacks and 29 tackles for loss during his time in Chapel Hill... Started every game at strong-side defensive end as a senior in 1998, recording career-high 70 tackles (31 solo), four sacks, seven tackles for loss and 12 quarterback pressures... Big game vs. Florida State in '98 with career-high 14 tackles and two sacks... Closed out his career in the Las Vegas Bowl vs. San Diego State with six tackles, two sacks and four tackles for loss... Started every game except vs. Clemson at strong-side defensive end as a junior in 1997... Finished that season with 45 tackles (14 solo), 3.5 sacks, a career-high nine tackles for loss and 29 quarterback pressures... Tied his season-high of eight tackles in games with Indiana and Texas Christian (also had a sack in each of

those games)... First of three straight years in Tar Heels' starting lineup as a sophomore in 1996... Made 30 tackles, three sacks and eight tackles for loss that year... Enjoyed a two-sack outing to begin the '96 season vs. Syracuse... Career-high seven quarterback pressures in game with Louisville that year... Recorded a sack and caused a fumble in 1997 Gator Bowl vs. West Virginia... Also in the bowl game, he made a big play late in the game, stopping Mountaineers' RB Amous Zereoue for a two-yard loss to preserve the UNC victory... Started four games as a red-shirt freshman in 1995, recording 41 tackles, four sacks and five tackles for loss... Shared strong-side defensive end duties that season with '99 Chicago Bears' second round pick Russell Davis... On his first play from scrimmage as a collegian, he sacked Syracuse QB Donovan McNabb... Redshirted in 1994... Super Prep and Parade All-American selection at Linden (N.J.) High as a prep senior in 1993... First-team All-State and All-County pick that year as well... School's career sack leader with 30, including 14 as a senior in '93... Led the team as a senior with 121 tackles (76 solos) and 17 stops for loss... Also was the leading receiver (tight end) during each of his last two high school seasons... Caught 22 passes for 460 yards as a senior... Named Union County's top Scholar-Athlete that year as well... Chosen for the 1993 High School All-America Football Bowl... Selected for the New Jersey North-South All-Star Game in both football and basketball, the first Linden athlete to be so honored... Team Most Valuable Player in basketball in '93... exercise and sports science major at North Carolina... Born Michael Charles Pringley in Linden, New Jersey.

93

KELVIN PRITCHETT

Defensive Tackle

Mississippi

10th Year

Ht: 6-3

Wt: 319

Born: 10/24/69

(UFA in '99 - Jax.)

GAMES PLAYED/STARTED: 1991 (16/0) [2/0]; 1992 (16/15); 1993 (16/5) [1/1]; 1994 (16/15) [1/1]; 1995 (16/16); 1996 (13/4) [3/0]; 1997 (8/5); 1998 (15/9) [2/2]; 1999 (16/2) [1/0]
TOTAL: (132/71) [10/4]

PRO: Re-signed with Detroit on April 23, 1999 for second stint with club... Played with the Jacksonville Jaguars from 1995-98 after spending his first four seasons in the NFL with the Lions... Had signed with Jacksonville on March 11, 1995... Rugged veteran defensive lineman who has played predominantly at defensive tackle during his pro career, but can move outside in a pinch... Started 34 regular season games in four years with the Jaguars, and started 35 games in 1991-94 with the Lions (two starts in '99)... Saw time both at tackle and end in Lions' 3-4 alignment in first stint in Detroit, but is more of an interior player at this point of his career... Has amassed 28 sacks in his career to go along with 448 tackles... Originally selected by the Dallas Cowboys in the 1991 NFL Draft (20th overall), but was acquired by the Lions in a draft-day trade. **1999:** Veteran defensive lineman who served as a key cog (20-25 snaps per game) along team's re-tooled defensive line with 27 tackles, a sack and a forced fumble... Appeared in all 16 regular season games and NFC Wild Card Playoff Game at Washington (1/8)... Two starts came vs. Minnesota (10/17) and at Minnesota (1/2)... Season-high four tackles at Kansas City (9/26) and vs. Denver (12/25)... Lone sack of '99 came in second regular season finale at Minnesota (1/2) when he started for the injured Luther Elliss... Made two stops in Lions' playoff game at Washington (1/8). **1998:** Started nine of 15 regular season games in which he played, sitting out only the regular season opener at Chicago (9/6) nursing a hyperextended elbow suffered in preseason... Started both of the Jaguars' playoff games at left defensive tackle (14 tackles in two games)... Registered 37 tackles and three sacks during '98 campaign... Broke into starting lineup for game vs. Baltimore (9/20) and started the next four games before suffering a sprained ankle at Buffalo (10/18)... Notched a sack in each of his first two starts of the year -- vs. Baltimore (9/20) and at Tennessee (9/27)... Reserve role in five games following the sprained ankle with his third sack of the season coming vs. Cincinnati (11/8)...



PRITCHETT'S SINGLE-GAME BESTS

TACKLES: 10 (four times; Last three in 1995)
SACKS: 3 vs. Buffalo 11/24/94; vs. Cincinnati 10/5/97

PRITCHETT'S DEFENSIVE STATISTICS

Year	TACKLES		Sacks	Int's	Passes	Fumbles		Spec. Teams
	Total	Solo				Def.	Rec./For	
1991 (Det.)	26	20	6	1.5/6	0/0	1	0/0	8
1992 (Det.)	59	38	21	6.5/43	0/0	0	0/1	1
1993 (Det.)	42	33	9	4/26	0/0	0	0/0	0
1994 (Det.)	73	41	32	5.5/50	0/0	1	1/0	0
1995 (Jax.)	101	50	51	1.5	0/0	0	1/0	0
1996 (Jax.)	39	17	22	2	0/0	0	2/0	0
1997 (Jax.)	44	20	24	3	0/0	0	1/0	0
1998 (Jax.)	37	23	14	3/18	0/0	0	0/0	0
1999 (Det.)	27	14	13	1/10	0/0	0	0/1	0
Career	448	256	192	28	0/0	2	5/2	9

* Pritchett has recorded three sacks in a game twice in his career--vs. Cincinnati on October 5, 1997 (while with Jacksonville) and on Thanksgiving Day in 1994 (November 24) vs. Buffalo at the Silverdome.
 * Pritchett and Lions' DT James Jones are cousins.

Leaped back into the starting lineup at left defensive tackle for the season's final five regular season games... Tied his regular season-high with five tackles at Cincinnati (11/27) and vs. Pittsburgh (12/28) in regular season finale... Recorded six tackles in Wild Card playoff matchup vs. New England (1/3)... Season-high eight stops in Divisional playoff game at N.Y. Jets (1/10). **1997:** Started five of his eight games played, but missed the second half of the season after tearing an anterior cruciate ligament in his knee... Recorded 44 tackles and three sacks prior to his injury... Reserve role in the season's first three contests who started his final five outings of '97 at defensive tackle... In first start of the year at Washington (9/28), he recorded nine tackles and a fumble recovery on the game's first play from scrimmage... Huge game vs. Cincinnati (10/5) with team-record and career-high-lying three sacks... Started the next three games, but injured his knee in practice on October 30, and underwent surgery and was placed on Injured Reserve five days later. (9/28). **1996:** Started four of 13 games played, making 39 tackles and two sacks... Three games missed in '96 were the first games in his career in which he didn't play... Did not start vs. Houston (9/8), breaking a string of 32 consecutive starts... Suffered a strained groin in game with the Oilers and missed the next game at Oakland (9/15)... Returned to the lineup the following week at New England (9/22) and



recorded first sack of the season and season-high seven tackles... Aggravated the groin pull at New Orleans (10/6) and was inactive the next two games... Returned to action in reserve role at Cincinnati (10/27)... Big play at Baltimore (11/24) when he recovered an Ernest Byner fumble in overtime that set up the game-winning field goal... Recorded second sack of the season at Houston (12/8)... Played reserve role in all three of the Jaguars' playoff games in '96 and made five tackles. **1995:** One of five players to start all 16 games in Jaguars' inaugural season... Played mostly at left defensive tackle, but also saw some time at defensive end... Jaguars' third-leading tackler with career-high 101 stops (tops among defensive linemen) and 1.5 sacks... Big play vs. Cleveland (10/22) when he recovered a fourth quarter Leroy Hoard fumble at the Jaguars' 19-yard line to preserve a victory. Registered three games of 10 tackles and never made less than three tackles in a single game... Only full sack of '95 came at Tampa Bay (11/19). **1994:** In final season of first stint in Detroit, started 15 of 16 games (plus playoff contest) at right defensive end in Lions' 3-4 alignment (flipped sides with Robert Porcher)... Finished '94 with 5.5 sacks (second on squad) and then-career-high 73 tackles (sixth on club)... Sat out much of '94 training camp due to a contract holdout, and did not start the regular season opener vs. Atlanta (9/4)... Started the remaining 15 outings of the season, with the highlight coming on Thanksgiving Day when he recorded his first three-sack performance of career vs. Buffalo (11/24). **1993:** Started the last five games of the regular season (plus Wild Card playoff game) at left defensive end in Lions' 3-4 alignment... Backup role along the defensive line in the season's first 11 games... Registered 42 tackles and four sacks on the year... Recorded a sack among three tackles vs. Phoenix (9/26)... Recorded the Lions' lone sack on Halloween Night at Minnesota (10/31)... Made first start of '93 season vs. Minnesota (9/6) and had eight tackles... Second career two-sack performance came at Phoenix (12/12)... Also made a tackle for a three-yard loss on second-and-goal from the Detroit one-yard line on the Cardinals' last possession of the game... Led team with a career-high 10 tackles at Chicago (12/26)... Three tackles in Wild Card playoff game vs. Green Bay (1/8).

1992: Started 15 of team's 16 games (only start he missed was season opener at Chicago)... Career-high 6.5 sacks to go along with 59 tackles... First pro start came vs. Minnesota (9/13), when he made five tackles and forced a fumble... First sack of '92 came vs. New Orleans (10/4)... Also notched sacks at Minnesota (10/15), vs. Green Bay (11/1) and at Pittsburgh (11/15)... First career two-sack outing came at Cincinnati (11/22)... Tied season-high with six tackles vs. Houston (11/26)... Last sack of the season came at Green Bay (12/6). **1991:** Saw action in every game as a rookie as a reserve along the defensive line... Recorded 26 tackles and 1.5 sacks... Began seeing more playing time as the season progressed... First career sack came vs. Dallas (10/27) when he ripped down Troy Aikman for a four-yard loss... Had season-high seven tackles vs. N.Y. Jets (12/8)... Made two tackles in Divisional playoff game vs. Dallas (1/5).

COLLEGE and PERSONAL: Was voted to Mississippi's "Team of the Century" (1893-1993) in a vote by Ole Miss fans in 1994... Named second-team All-American as a senior in 1990 by The Poor Man's Guide to the NFL Draft and third-team by Associated Press and Football News... First-team All-SEC as a senior... Played right defensive end for the Rebels as a senior and collected 91 tackles (fourth on squad) and was second on the team with eight sacks... Also led Ole Miss with 22 tackles for loss in '90... First-team All-State pick and Atlanta Journal-Constitution first-team All-City choice at Therrell (Atlanta, Ga.) High School... Recorded 100 tackles and 18 sacks as a prep senior... Played in both the Georgia All-Star Game and the Georgia-Florida All-Star Classic prior to enrolling at Mississippi... Sponsored a shopping spree for 20 disadvantaged youth in December 1995 in Jacksonville... Secondary education major at Ole Miss... Born Kelvin Bratodd in Atlanta, Ga.

75

TONY RAMIREZ

Tackle

Northern Colorado 4th Year

Ht: 6-6 Wt: 296

Born: 1/26/73 (D-6 in '97)



GAMES PLAYED/STARTED: 1997 (2/0); 1998 (16/7); 1999 (12/3) [1/1] TOTAL: (30/10) [1/1]

PRO: Fourth-year offensive lineman who played sparingly as a rookie in 1997, but was part-time starter in 1998-99... Inserted into the starting lineup midway through the '98 campaign at right tackle (seven games)... Tough, physical player who has improved a great deal since entering the NFL... Versatility at both tackle slots and at guard has been developed, especially with increased repetitions at guard during '99 campaign... The Lions' sixth round draft choice in 1997 (168th overall). **1999:** Played in 12 games (three starts) during third year in the NFL... Began '99 training camp seeing most of his reps as starting left guard, but shifted back to right tackle once projected starter Aaron Gibson was out of action with a shoulder injury... Started at right tackle vs. Kansas City (9/26) and vs. San Diego (10/10) after missing the first two weeks of the season due to a sprained ankle (suffered prior to third preseason game)... Replaced starting left tackle Ray Roberts (knee) in second half at Chicago (12/19) – that was his first action along offensive line since playing briefly (two snaps) at right tackle vs. Minnesota (10/17)... Made first career start at left tackle vs. Denver (12/25) with Roberts on Injured Reserve, but returned to backup role in regular season finale at Minnesota (1/2)... Returned to starting role (left tackle) in NFC Wild Card Playoff Game at Washington (1/8). **1998:** Embroiled in two-way duel in training camp for team's starting right tackle spot, which Larry Tharpe eventually earned... Alternated by series with Tharpe at right tackle in first five games of the season, and also saw backup action at Philadelphia (11/8)... Inserted into the starting lineup at right tackle vs. Chicago (11/15) and never relinquished the role... Stayed on the field for every play during the seven-game starting span and played well

- Ramirez was a member of Northern Colorado's 1996 national championship team.
- Ramirez started the first games of his career at right tackle for 1998's final seven contests.

throughout the period, especially late in the season. **1997:** Earned backup spot at tackle in training camp and appeared in two games during rookie campaign... Either inactive or did not play in season's first 13 games... Saw action in two of the last three contests of the year — replaced injured Tharpe at right tackle for a series at Miami (12/7) and played on special teams at Minnesota (12/14)... Inactive for the season finale vs. N. Y. Jets (12/21) and for NFC Wild Card Playoff Game at Tampa Bay (12/28)...

COLLEGE and PERSONAL: All-American first-team selection by The Poor Man's Guide to the NFL Draft and the Associated Press... All-North Central Conference first-team pick as a senior in 1996... Lined up at strong-side tackle in '96, grading 86 percent for blocking consistency as he had 106 knockdown blocks and the team averaged 186.9 yards rushing per game... All-NCC honorable mention pick in 1995 as a junior... Recipient of the Vic Nottingham Offensive Award in '95... Started nine games in '95, providing superb pass protection as the team averaged 220.5 passing yards per game... Started every game in 1994 as a sophomore, helping the team average 406.5 yards per game in total offense... Played in a reserve role as a red-shirt freshman in 1993... All-Conference selection as a lineman on the grid team at Northglenn (Colo.) High School in 1990... Attended high school at Lincoln (Neb.) High School as a senior in 1991... Sociology major at Northern Colorado... Son of Karen Forster-Lised and George Ramirez... Born in Lincoln, Nebraska.



89

WALTER RASBY

Tight End

Wake Forest

Ht: 6-3

Born: 9/7/72

7th Year

Wt: 247

(UFA in '98 - Car.)



GAMES PLAYED/STARTED: 1994 (2/0); 1995 (9/2); 1996 (16/1) [2/0]; 1997 (14/2); 1998 (16/16); 1999 (16/5) [1/0] **TOTAL:** (73/26) [3/0]

PRO: Signed with Lions as an unrestricted free agent April 13, 1998 after spending 1995-97 with the Carolina Panthers and playing his rookie season in 1994 with the Pittsburgh Steelers...

Tough, rugged run blocker who has been valuable, unsung addition to the squad... Started all 16 games in first year in Detroit, and played mostly a backup role during 1999 (six starts in two tight end sets)... Originally signed with the Steelers as an undrafted free agent from Wake Forest in 1994.

1999: Second year in Detroit saw Rasby return to the backup role he was originally signed to fulfill in 1998... Caught three balls for 19 yards and a touch-

down on the year... Started six contests with Lions in two and three-tight end sets to begin the game, but was used mostly as a reserve and in short-yardage and goal-line situations... Caught first pass of '99 at Kansas City (9/26), a three-yard TD toss in the end zone (second career score)... Made season-high two receptions for 16 yards vs. Chicago (11/25)... Starts came in games vs. Tampa Bay (10/31), vs. St. Louis (11/7), at Green Bay (11/21), vs. Washington (12/5) and vs. Denver (12/25). **1998:** Lions' starting tight end in 1998 who set career-highs with 15 receptions for 119 yards and a TD — caught only six passes in first four seasons in the league... Led club in receptions in two games in '98 — at Chicago (10/4) and vs. Atlanta (12/20)... Remained the team's starter in the second half of 1998 despite projected starter David Sloan's return from PUP in mid-season... Once Sloan returned, was used more as a blocker than as a receiver... Career and team-high five receptions for 39 yards (also a career-high) at Chicago (10/4)... Caught first career touchdown pass at Tampa Bay (11/22) on a three-yard play-action toss in the end zone... Team-high four receptions for 34 yards vs. Atlanta (12/20) — second game in '98 leading team in catches. **1997:** Backup to Pro Bowl TE Wesley Walls who started two games when Panthers began game with two tight ends... Played in first 14 games of the season, predominantly as blocking tight end and on special teams... Made lone catch of the season (one yard) at Dallas (12/8), but left game afterward with sprained knee... Placed on Injured Reserve two days later. **1996:** Played in all 16 regular season games for Panthers (one start), in addition to both playoff contests... Big part of Panthers' improved ground game, with backs eclipsing the 100-yard plateau in

RASBY'S SINGLE-GAME BESTS

RECEPTIONS: 5 at Chicago 10/4/98
RECEIVING YARDS: 39 at Chicago 10/4/98
LONG RECEPTION: 17 vs. Chicago 11/15/98
TOUCHDOWNS: 1 at Tampa Bay 11/22/98;
 at Kansas City 9/26/99

RASBY'S OFFENSIVE STATISTICS

Year	Receptions	Yards	Average	Long	TD's
1994 (Pitt.)	0	0	0.0	0	0
1995 (Car.)	5	47	9.4	15	0
1996 (Car.)	0	0	0.0	0	0
1997 (Car.)	1	1	1.0	1	0
1998 (Det.)	15	119	7.9	17	1
1999 (Det.)	3	19	6.3	13	1
Career	24	186	7.8	17	2

- Rasby was a member of the Pittsburgh Steelers' squad that battled Bobby Ross' San Diego Chargers in the 1995 AFC Championship Game.
- After starting only five games in his first four years in the NFL, Rasby started all 16 contests for the Lions in 1998.

10 of 16 regular season games... Only start came at Jacksonville (9/29). **1995:** Signed with Panthers on Oct. 17 after being released by the Steelers during training camp... Ended season in Carolina by playing in nine contests (two starts)... Collected five receptions for 47 yards and a two-point conversion... First NFL start came at New Orleans (11/26), catching one pass for nine yards and the first two-point conversion in team history in that contest... Also started vs. Indianapolis (12/3), grabbing one reception for 11 yards. **1994:** Made Steelers' 53-man roster coming out of training camp after signing with the club as an undrafted free agent... Played in two games (special teams) and was inactive for the other 14 regular season outings... Saw first pro action vs. Miami (11/20) and made one special teams tackle... Also played in regular season finale at San Diego (12/24), and was active, but did not play in the AFC Championship Game vs. San Diego (1/15).

COLLEGE and PERSONAL: Led Wake Forest in receptions as a senior with 32 catches for 247 yards... Had accumulated only six catches for 90 yards in his previous three years as a reserve... Received the team's Bill George Award as a senior in 1993, given annually to the Demon Deacon's top lineman... Two-sport athlete at Washington (N.C.) High, also playing forward on the basketball team... Named to Charlotte Observer's Top 25 list as a prep senior... Majored in speech communications... He and his wife, Cortney, live in Charlotte... Born Walter Herbert Rasby.

36

TRAVIS REECE

Fullback

Michigan State

Ht: 6-3

Born: 4/3/75

3rd Year

Wt: 252

(FA in '98)



GAMES PLAYED/STARTED: 1998 (3/0); 1999 (4/0) [1/1] **TOTAL:** (7/0) [1/1]

PRO: Third-year backup fullback who offers depth and rugged blocking to running game... Originally signed by Lions on April 24, 1998 as an undrafted rookie free agent and has spent the first two seasons of his NFL career being shifted back-and-forth from the team's practice squad... Has not recorded a rushing attempt or pass reception in 1998-99, but was used in backfield as lead-blocker at times during '99 campaign... Former standout at Michigan State and Denby High School in Detroit. **1999:** Saw game-action in four regular season games, in addition to Lions' NFC Wild Card playoff game at Washington (1/8)... Made 53-man squad coming out of training camp, was inactive for season opener at Seattle (9/12) and then spent the next 10 weeks on the team's practice squad... Signed back onto active roster on December 3, and saw game-action in four of the last five regular season games, including spot duty in backfield at Tampa Bay (12/12) and at Minnesota (1/2)... Started NFC Wild Card Playoff Game at Washington (1/8) with team in two-fullback set to open the contest. **1998:** Undrafted rookie free agent who spent majority of 1998 on Lions' practice squad... Served two stints on team's active roster, with first trip coming on September 18... Forced into backfield action for two-week span (Games 3-4) because of injuries to starter Tommy Vardell (knee) and backup Cory Schlesinger (ankle), in addition to work on special teams during that span... Released from 53-man roster on October 5 and was re-signed to practice squad two days later... Made second trip to 53-man roster on December 23 after spending previous ten weeks on practice squad... Saw action in third game of the season with special teams duty in season finale at Baltimore (12/27).

- Besides his fullback duties, Reece spent time as a linebacker during his freshman and sophomore campaigns at Michigan State.
- Among the players Reece helped create running room

COLLEGE and PERSONAL: Blocking-back who helped pave the way for Michigan State tailbacks to gain 1,951 yards rushing in 1997, and 2,009 yards rushing in 1996... Presented with the MSU Danziger Award in '97 as the squad's most outstanding Detroit-area player... Rushed 34 times for 125 yards during his career... Started three games (appeared in 11) and had 10 carries for 33 yards as a senior in '97... Gained 44 yards and scored two TD's on the ground in 12 carries as a junior in 1996... Saw action in all 12 contests (five starts) as a sophomore in 1995, with three of the starts coming at outside linebacker... Had 19 tackles in '95, including career-high eight stops vs. Purdue... Also recovered a fumble in '95 contest vs. Nebraska... Played in seven games at fullback (one start) as a true freshman in 1994, rushing four times for 15 yards... First-team All-State and All-Public League pick at Denby (Detroit, Mich.) High School in 1993... Ranked as the Midwest's No. 4 prep fullback by Tom Lemming coming out of high school... Rushed for 1,150 yards and 15 touchdowns as a prep senior, as well as playing linebacker (35 tackles)... Also lettered in 1993 for Denby's basketball squad... Participant in Lions' hospital visit program and other community activities.



28

RON RICE

Safety

Eastern Michigan 6th Year

Ht: 6-2 Wt: 219

Born: 11/9/72 (FA in '95)



GAMES PLAYED/STARTED: 1995 (0/0); 1996 (13/2); 1997 (12/8) [1/1]; 1998 (16/16); 1999 (16/16) [1/1] **TOTAL:** (57/42) [2/2]

PRO: Lions' mainstay at strong safety, having started the last 40 regular season games at that slot heading into the 2000 season... Athletic playmaker who has come into his own the past two seasons... Has evolved into one of the Lions' most productive players and appears on the cusp of entering into the elite ranks of safeties league-wide... After playing minimally in the first few years of his career, is now in the prime of his career, and is looked upon as being an important cog in Detroit for years to come... Has developed a knack for making big plays at important junctures of the game... Jumped into Lions' starting lineup for first time in career during 1997 campaign after playing backup role in 1995-96... Able to play either safety spot, although strong safety is where he currently projects and has been starting for the past three seasons... Can cover a lot of ground in both run support and pass coverage with impressive speed-size ratio... Originally signed as an undrafted free agent April 24, 1995. **1999:** Lions' starting strong safety for third straight year who finished second on squad with career-high 144 tackles and team career-high five interceptions... His 144 tackles included seven outings in double-digits... Second consecutive season starting all 16 games for the Lions and one of only three players on the squad to do so in 1999 (James Jones and Jeff Hartings were the others)... Played extremely well in second half of the season, collecting all five of his interceptions in the team's last nine games... First double-digit game came vs. Green Bay (9/12) with 12 stops... Talled a career-high 17 stops at Kansas City (9/26)... Recovered first career fumble vs. Minnesota (10/17), leading to a Lions' field goal... Made big play

RICE'S SINGLE-GAME BESTS

TACKLES: 17 at Kansas City 9/26/99
SACKS: 1.5 vs. Atlanta 12/20/98
INTERCEPTIONS: 2 at Chicago 12/19/99
INTERCEPTION RETURN: 33 at Chicago 12/19/99

RICE'S DEFENSIVE STATISTICS

Date	Opp.	TACKLES			Sacks	Int's	Passes	Fumbles	Spec.	Teams
		Total	Solo	Asst.						
9/12	@ Sea	7	5	2	0/0	0/0	0	0/0	0	0
9/19	GB	12	8	4	0/0	0/0	0	0/0	1	1
9/26	@ KC	17	11	6	0/0	0/0	0	0/0	1	0
10/10	SD	7	5	2	0/0	0/0	0	0/0	0	0
10/17	MIN	7	5	2	0/0	0/0	0	1/0	0	0
10/24	@ Car	8	5	3	1/17	0/0	2	0/1	0	0
10/31	TB	11	5	6	0/0	0/0	0	0/0	1	1
11/7	STL	10	4	6	0/0	1/20	0	0/0	1	1
11/14	@ Ariz	6	3	3	0/0	0/0	0	0/0	1	0
11/21	@ GB	6	4	2	0/0	0/0	0	0/0	0	0
11/25	CHI	5	3	2	0/0	0/0	1	0/0	0	0
12/5	WASH	12	7	5	0/0	1/5	2	0/0	0	0
12/12	@ TB	10	10	0	0/0	0/0	0	0/0	0	0
12/19	@ Chi	9	6	3	0/0	2/37	2	0/0	2	1
12/25	DEN	6	6	0	0/0	0/0	1	0/0	1	0
1/2	@ Min	11	5	6	0/0	1/20	1	0/1	1	1
1999		144	92	52	1/17	5/82	9	1/2	9	
1995		0	0	0	0/0	0/0	0	0/0	0	0
1996		42	30	12	0/0	0/0	3	0/0	10	10
1997		73	48	25	1/1	1/18	3	0/0	5	5
1998		121	84	37	3.5/14.5	3/25	7	0/1	8	8
Career		380	254	126	5.5/32.5	9/125	22	1/3	32	

- Rice had a big impact in Detroit's playoff-clinching win over the New York Jets on December 21, 1997. He recorded both his first career sack and interception in the contest.
- Rice has set a career-high in tackles in each of the four NFL seasons in which he has seen playing time, culminating with 144 stops in 1999.

at Carolina (10/24) with a 17-yard sack and forced fumble of QB Steve Beuerlein deep in Lions' territory (Tracy Scroggins recovered fumble)... Blocked first field goal of career vs. Tampa Bay (10/31)... Served a key role vs. St. Louis (11/7) with 10 stops, in addition to making first INT of season... Big outing vs. Washington (12/5) with 12 stops and an acrobatic interception of a Brad Johnson pass (second INT of the season)... 10 tackles at Tampa Bay (12/12) gave him his 11th career double-digit tackle game... Enjoyed first career multi-interception game (two) at Chicago (12/19), returning one a career-long 33 yards... Filth interception of '99 came in regular season

PLAYER BIOGRAPHIES

finale at Minnesota (1/2)... Scored first career touchdown in NFC Wild Card Playoff Game at Washington (1/8) by returning a blocked field goal 94 yards... Also made 11 stops in that game. **1998:** Started all 16 games at strong safety for first time in his career and finished second on squad with then-career-high 121 tackles (second on squad), in addition to 3.5 sacks and sharing team-lead with three interceptions... Five games of double-digit tackles in '98... All of his sacks came on blitzes and occurred in the season's final five outings... Also chipped in with eight special teams tackles... Got off to a quick start with 10 tackles at Green Bay (9/6)... Made first interception of the season (25-yard return) vs. Tampa Bay (9/28)... In addition to compiling 11 stops at Chicago (10/4), he forced a fumble deep in Lions' territory in that game as well... Notched 10 tackles vs. Minnesota (10/25)... Made key interception at Tampa Bay (11/22) in Lions' end zone shortly before the game's two-minute warring with the Bucs third-and-six from the Detroit 11-yard line and trailing 28-25... Had a sack in back-to-back games vs. Pittsburgh (11/26) and at Jacksonville (12/6)... Back-to-back double-digit games in tackles at San Francisco (12/14) with 11 stops and vs. Atlanta (12/20) with a season-high 12 tackles... Also registered career-high 1.5 sacks in game vs. Falcons. **1997:** Starter at strong safety in final eight regular season games and NFC Wild Card Playoff Game at Tampa Bay (12/28)... Was playing in nickel situations and struggled with an assortment of minor injuries during the first half of the season... Finished the season with a then-career-high 73 tackles, one sack and the first interception of his career... Injured his ankle on the opening kickoff vs. Tampa Bay (9/7), which started a string of four straight games of inactivity... First start of the year came at Green Bay (11/2) with Van Malone out with a groin injury that would eventually force him onto Injured Reserve... In second start of the year, notched a career-high 16 tackles at Washington (11/9)... Recorded his second game with double digit tackles (11) at Miami (12/7)... Came up big in regular season finale vs. N.Y. Jets (12/21) with first career interception (18 yards) deep in Lions' territory and first career sack on a Neil O'Donnell scramble... Intercepted a pass, broke up another and made five tackles in playoff contest. **1996:** Saw extensive playing time in the backfield in dime situations and on special teams... Made two starts, the first of his career... Hampered by ankle injury in the beginning of the year, forcing him to miss three games... Notched six tackles and chipped in three stops on special teams to earn the "Prime Predator" award as the club's top special teams performer vs. Chicago (9/22)... Was held out of contest vs. Atlanta (10/6) because of injury... Made his first career start (in

place of the injured Malone at free safety) at Green Bay (11/3) and notched seven tackles and a pass break-up... Missed contests at San Diego (11/11) and at Chicago (11/24) with an ankle injury... Returned to the lineup and made four tackles vs. Kansas City (11/28)... Started for the second time (in place of the injured Bennie Blades at strong safety) and contributed five tackles at San Francisco (12/23). **1995:** Waived August 18, but was signed to Lions' Practice Squad on August 29... Spent first eight games of '95 regular season on practice squad... Signed to Detroit's 53-man roster on November 1 after TE Ron Hall was placed on Injured Reserve... Was inactive for each of Lions' final eight regular season games, and NFC Wild Card Playoff Game at Philadelphia (12/30).

COLLEGE and PERSONAL: Earned four letters at Eastern Michigan... Played in 40 games, with 38 starts... Ended his collegiate career ranked sixth on the school's all-time tackle list with 325 (second on career list with 187 solo tackles)... Intercepted eight passes in his career... Named first-team All-Mid-American Conference following his senior year in 1994... Played in all 11 games (10 starts) that year... Was second on team with 93 tackles during his senior campaign... Started club's first nine contests as a junior in 1993, missing the final two games due to an injury... Started all 11 games as a sophomore in 1992 - was second on team with 99 tackles and a team-record 10 pass deflections... Returned 10 kickoffs for 231 yards as a sophomore... Led the Mid-American Conference and ranked second in Division 1-A in kickoff returns with 11 for 319 yards (29.0 avg.) in 1991 as a freshman... Saw action in nine games that year, starting eight at safety... Redshirted in 1990... Earned his degree from Eastern Michigan in criminal justice... Played defensive back and quarterback at University of Detroit Jesuit High School... Named first-team All-Catholic, honorable mention All-Metro and honorable mention All-State by the Detroit Free Press following his senior year in 1988... Named first-team All-Metro by the Detroit News and special mention Class A All-State by United Press International... Participant in Lions' school assembly program... Hosted a celebrity All-Star basketball game in Flint, Michigan in April 1998 and April 2000 with proceeds going to local DARE outlets... Hosted a youth football clinic in Flint, Mich. in May 2000... Held a youth football camp and celebrity basketball game in Detroit in June 2000... Participant in United Way of Oakland County's Black History Month... Established the Ron Rice Foundation in September 1999.



72

RAY ROBERTS

Tackle

Virginia

Ht: 6-6

Born: 6/3/69

9th Year

Wt: 308

(UFA in '96-Sea.)



GAMES PLAYED/STARTED: 1992 (16/16); 1993 (16/16); 1994 (14/14); 1995 (11/0); 1996 (16/16); 1997 (14/14) [1/1]; 1998 (16/16); 1999 (14/14) **TOTAL:** (117/106) [1/1]

PRO: Physical drive-blocker acquired in 1996 as a unrestricted free agent from Seattle to step in as starting left tackle... Started the first 46 games of his career for Seattle at

- Roberts contributed to the Lions' official Internet site during the 1997 season with a weekly journal entry.
- In 1992, Roberts became the only Seattle Seahawks' offensive lineman ever to start every game in his rookie season.

left tackle after being selected in the first round of the 1992 NFL Draft (10th overall pick)... Became first Seahawk in team history to start all 16 games (left tackle) as a rookie in 1992... Suffered through an injury-plagued 1995 campaign (ankle), but has started effectively for the Lions in 60 of team's 64 regular season games since coming to Detroit (missed two games in 1997 with knee injury and the last two games of '99 with another knee injury)... Has played very consistently since joining the Lions and has grown into one of the team's most vocal and most-respected leaders in the locker room... Teammate of current Lion Herman Moore while in college at Virginia... Signed long-term deal with the Lions in February 1998. **1999:** Mainstay along Lions' offensive line starting at left tackle who had his season cut short after suffering a knee injury (right) at Chicago (12/19)... Started first 14 games of '99, but was placed on Injured Reserve on December 20, one day after injury occurred (tom anterior and medial collateral ligaments)... Made 100th career start vs. St. Louis (11/7) and head coach Bobby Ross said that he played particularly well in that contest. **1998:** Once again, a mainstay along the Lions' offensive line, starting all 16 games at left tackle... Was on the field for every Lions' offensive play for the season... Voted by teammates as one of two 1998 offensive co-captains prior to the '98 campaign. **1997:** Second year as Lions' starting left tackle... Part of line that led the way for Barry Sanders to become only the third player in NFL history to rush for 2,000 yards in one season... Started 14 games — missing games at Tampa Bay (10/12) and vs. N.Y. Giants (10/19) due to a sprained knee that occurred at Buffalo (10/5) while running with a recovered fumble... His teammates awarded him a game ball after the season opening win vs. Atlanta (8/31) — he played in the game the day after the death of his father... He had missed practice the week before the Atlanta game because of his father's illness and missed a day of practice the week before the Tampa Bay game (9/7) attending his father's funeral... Named co-winner of the Lions' offensive player of the week, along with Barry Sanders, for his effort vs. Chicago (9/14)... Made his first post-season appearance with start in NFC Wild Card Playoff Game at Tampa Bay (12/28)... 1997 Lions' recipient of the Ed Block Courage Award. **1996:** Started all 16 games at left tackle... Set tempo for offensive line with his size, strength and aggressiveness in run blocking as line paved the way for Barry Sanders' third career rushing title... Had the unenviable chore of facing opponent's top pass rusher on a weekly basis. **1995:** Was replaced in Seattle's starting lineup after undergoing arthroscopic ankle surgery on August 2, forcing him to essentially miss training camp and the early part of the season... Was inactive while rehabilitating his ankle for the first five games of the season... Saw brief action at left tackle at Buffalo (10/15), including parts of the

Seahawks' first scoring drive... Split time at both right and left tackle the following week vs. San Diego (10/22)... Played on special teams at Arizona (10/29)... Did not start, but alternated series' with James Atkins at left tackle during the next seven games to close the season. **1994:** Started the first 14 games at left tackle before breaking his ankle at Houston (12/11)... Missed the last two contests of '94 on Injured Reserve... Designated a transition player on February 15 following the season. **1993:** Started all 16 Seahawks' games at left tackle for second consecutive year... Did not miss an offensive play the entire year... Key component in Seattle's rushing attack which led the AFC with 125.9 yards on the ground per game. **1992:** Stepped in immediately as club's starting left tackle, starting all 16 games... Became the 10th rookie and first offensive lineman in team history to start every game... Was one of six rookies in the NFL to start all of his team's games and the only first-rounder on offense... Played every snap in 13 of 16 games and missed only 38 plays the entire year... Named first-team All-Rookie by College and Pro Football Newsweekly.

COLLEGE and PERSONAL: Four-year letterman and starter at Virginia, starting 39 of the last 40 games of his collegiate career... Unanimous first-team All-Atlantic Coast Conference choice as a senior in 1991... Earned first-team All-America honors by Kodak and was a second-team pick by the Associated Press and United Press International... Finalist for the Lombardi and Outland Trophies in 1991, given to the nation's top interior college linemen... First-team All-ACC pick and conference Offensive Lineman of the Year in 1990-91... All-ACC second-team by the Associated Press as a sophomore in 1989... Won the 1989 Speed Elliot Award given to the Cavaliers' Most Improved Player... Moved into a starting spot as a redshirt freshman in 1988... Was switched to offensive tackle from the defensive line in the spring after redshirting in 1987... Graduated in December 1991 with a communications degree... 1997 Lions' recipient of the Ed Block Courage Award... Contributed to Lions' official Internet site during '97 season by writing a weekly diary... Teammate of current Lion Herman Moore and former Lion Greg Jeffries while at Virginia... Co-host of weekly Lions' Main Event radio show on flagship station WXYT with play-by-play man Mark Champion in 1999... Enjoys listening to music and playing pool and golf in his spare time... Football and basketball letterman at Asheville (N.C.) High School... Involved with "Think First" previously, promoting bicycle safety... Spokesman for Lions' 2000 "Drive to Save Lives" blood drive... Ray and his wife, Beth, were married May 8, 1993, and have a daughter, Reagan Nicole, who was born March 19, 1997 and a son, Matthew Slade (3/25/99).

74

JUAN ROQUE

Tackle

Arizona State

4th Year

Ht: 6-8

Wt: 333

Born: 1/6/74

(D-2a in '97)



GAMES PLAYED/STARTED: 1997 (13/1); 1998 (0/0); 1999 (4/2) [1/0] TOTAL: (17/3) [1/0]

PRO: Fourth-year reserve offensive line-man who has spent the majority of his first three years in his NFL looking to break into the starting lineup on a permanent basis... Huge, physical presence who returned to active duty in 1999 after spending the entire

- Roque sponsors a team in an "inter barrio" football league in the Phoenix area that has been successful in recent years at easing tensions between rival neighborhoods.
- Roque protected Arizona Cardinals' starting QB Jake Plummer's blind side as Arizona State's starting left tackle in 1995-96.

'98 campaign sidelined due to lingering knee ailments... Worked extensively in 2000 off-season to improve foot speed and overall movement along the offensive line... Solid work ethic has him firing off until the whistle blows on every play... Lions' first of two second round selections in the 1997 NFL Draft (35th overall). **1999:** Third-year pro who returned from inactive season (Injured Reserve-knee) in 1998 to play in four games (two starts) as reserve offensive line-man... Spent a good portion of '99 off-season getting reps at guard, but shifted back to right tackle late in training camp after projected starter Aaron Gibson had injured his shoulder... Earned starting right tackle spot coming out of training camp, and started there in first two games of the season at Seattle (9/12) and vs. Green Bay (9/19) - was replaced in lineup during second half of game with Packers... Inactive the following week at Kansas City (9/26), dressed, but did not play in the next two contests and was inactive the subsequent nine games... Saw action on special teams in the team's last two regular season games vs. Denver (12/25) and at Minnesota (1/2)... Saw action on offense next in Lions' NFC Wild Card Playoff Game at Washington (1/8) when he was inserted at left tackle for Ramirez. **1998:** Sat out the year with lingering effects of knee injury suffered on Thanksgiving Day in 1997... Was slated to battle Tony Ramirez and Larry Tharpe for the starting right tackle slot during '98 training camp, but off-season surgery hadn't progressed enough to effectively compete... Formally placed on Injured Reserve on August 31. **1997:** Spent majority of rookie campaign learning the system and becoming more adept at pro techniques, especially in pass blocking... Made significant strides as the year progressed... Saw most of his playing time on special teams and occasionally on goal-line defensive unit... Rookie year ended prematurely due to a knee injury suffered during first career start vs. Chicago (11/27) - at the time of the injury had essentially earned the starting right tackle slot... Placed on Injured Reserve on December 2... Made debut on offensive line at Buffalo (10/5) when Ray

Roberts went down with a knee injury... Also went in for a time at right tackle vs. Indianapolis (11/23) when Tharpe sprained his ankle.

COLLEGE and PERSONAL: All-America first-team choice as a senior at Arizona State in 1996 by Walter Camp and American Football Coaches Association... One of three finalists for the Outland Trophy and Lombardi Award in 1996 as well... First-team All-Pac 10 pick as a senior who was a big part of Sun Devils' undefeated regular season and appearance in 1997 Rose Bowl... Registered 85 knockdowns and did not allow a sack during senior campaign playing left tackle... Second-team All-American choice as a junior in 1995 by The Poor Man's Guide to the NFL Draft... Consensus first-team All-Pac 10 pick as a junior... Started every game for Arizona State in '95 at left tackle as offense gained 2,019 yards rushing and scored 19 TD's on the ground... Participated in 825 plays in 1995, seeing action on every offensive down except 25 plays vs. UTEP and 12 plays vs. Nebraska... Finished on 550 of his 564 blocking assignments during '95 as well... Started first seven games of his sophomore season, and season finale at right guard, while starting at right tackle in all remaining contests... Played in every game in 1993 as a redshirt freshman, with one start at left tackle... Redshirted in 1992... Consensus All-American and All-State selection as a high school senior in 1991 at Ontario (Calif.) High School... Also named to Long Beach Press-Telegram's "Best of the West" and Tacoma News-Tribune's "Western 100" prep lists... Rated the state's best offensive line prospect in 1991 by Blue Chip Illustrated... Graduated from Arizona State in May 1996 with a degree in Latin American History... Was enrolled in post-graduate master's program when he was drafted into the NFL by the Lions... Has spent time in California, Arizona and in Detroit-area as volunteer speaker at various events... Active in many Lions' Community activities... Son of Maria and Armando Roque... Born Juan Armando Roque in San Diego, California.



16

CORY SAUTER

Quarterback

Minnesota

Ht: 6-4

Born: 11/21/74

2nd Year

Wt: 215

(FA in '99)



GAMES PLAYED/STARTED: 1999 (0/0) TOTAL: (0/0)

PRO: Second-year quarterback who made Lions' 53-man roster in '99 training camp, but did not see any playing time during the season... Originally signed as an undrafted rookie free

agent by the Arizona Cardinals following the 1998 NFL Draft... Spent portion of the '98 season on the Cardinals' practice squad before being released during the season... While at college at Minnesota in 1995-96, was coached by current Lions' quarterbacks coach Jim Zorn... Spent the 2000 NFL Europe season with the Barcelona Dragons, completing 102-of-163 attempts for 916 yards and six touchdowns. **1999:** Signed as a free agent by the Lions on March 1, 1999... Won training camp battle with Ron Powlus for team's third-string quarterbacks spot... Inactive third-stringer in 15 of 16 regular season games, who dressed, but did not play as second-stringer (Charlie Batch inactive) at Arizona (11/14)... Also dressed, but did not play as second-stringer in Lions' NFC Wild Card Playoff Game at Washington (1/8). **1998:** Signed as an undrafted rookie free agent days after the 1998 NFL Draft... Released by Cardinals during training camp, but signed shortly thereafter to the team's practice squad... Released from their practice squad midway through '98 season.

- Sauter was tutored by current Lions' QB coach Jim Zorn while in college at the University of Minnesota in 1995-96.
- Sauter spent the 2000 NFL Europe season playing for the Barcelona Dragons.

COLLEGE and PERSONAL: Left Minnesota as the school's all-time career leader with 539 pass completions, 6,834 passing yards and 40 touchdowns... Second all-time in Gopher annals in total offense

(6,608 yards)... Completed 126-of-234 passes for 1,576 yards and eight touchdowns as a senior in 1997... Honorable mention All-Big Ten pick as a junior in 1996... Earned Big Ten Offensive Player of the Week honors for his performance in a win over Illinois as a junior — completed 23-of-27 passes for 285 yards and two TD's, in addition to scoring the game-winning score with less than a minute remaining... Recipient of the '96 Butch Nash Award, given annually for competitiveness on the field and in the classroom... Started all 11 games as a sophomore in 1995, completing 204-of-338 passes for 2,600 yards and 18 TD's... 60.4 percent completion rate that year set a school record... Big game in '95 vs. Michigan State, completing 24-of-37 passes for a career-high 404 yards and four TD's... Four-time All-Big 10 All-Academic team selection... Prep All-American at Hutchinson (Minn.) High School, where he completed 175-of-330 passes for 2,414 yards and 14 TD's in his final two years... Led squad to the section 4A title as a senior... Also a three-time letterwinner in baseball playing third base... Wife, Amy... Born 11/21/74.

30

CORY SCHLESINGER

Fullback

Nebraska

Ht: 6-0

Born: 6/23/72

6th Year

Wt: 240

(D-6b in '95)



GAMES PLAYED/STARTED: 1995 (16/2) [1/0]; 1996 (16/1); 1997 (16/2) [1/0]; 1998 (15/2); 1999 (16/11) [1/1] **TOTAL:** (79/18) [3/1]

PRO: Sixth-year veteran fullback who has emerged as team's starting fullback after spending the first few years of his NFL career as valuable member of team's special teams units and as a spot performer in backfield... Showed good change of pace running ability in '99 as well as continuing his bruising lead-blocking... Has made his mark as one of team's most productive special teams performers in NFL career, as well as working as bruising lead-blocking fullback... 88 special teams tackles in 1995-99 is most of anyone on squad in that span... Played fullback sparingly in his first two years, but was in the backfield in a more active role in 1997-98 once the Lions moved to more two-back sets... Had only rushed for 29 yards in 13 carries in first four years in the NFL before moving into starting role in 1999... Besides being a pounding lead-blocker, has also flashed the ability to catch the ball out of the backfield when the ball has been thrown his way... Has only missed one game in his first five seasons in the NFL, missing only the Lions' contest vs. Tampa Bay on September 28, 1998 with a sprained ankle... One of Lions' most avid weightlifters... The second of the Lions' two sixth-round draft picks in 1995 (192nd overall). **1999:** Served in 1999 for first

SCHLESINGER'S SINGLE-GAME BESTS

RUSHING ATTEMPTS: 10 at Seattle 9/12/99
RUSHING YARDS: 50 at Seattle 9/12/99
LONG RUSH: 16 at Seattle 9/12/99
RECEPTIONS: 3 (three times; Last at Tampa Bay 12/12/99)
RECEIVING YARDS: 33 at Green Bay 11/2/97; at Kansas City 9/26/99
LONG RECEPTION: 33 at Green Bay 11/2/97
RECEIVING TOUCHDOWNS: 1 (three times; Last vs. St. Louis 11/7/99)
TOTAL YARDS: 55 at Seattle 9/12/99
SPECIAL TEAMS TACKLES: 5 at Chicago 10/4/98

SCHLESINGER'S OFFENSIVE BESTS

1999 Date		RUSHING				RECEIVING				Spec. Teams Tackles		
		No.	Yards	Avg.	Long	TD	No.	Yards	Avg.		Long	TD
9/12	@ Sea	10	50	5.0	16	0	1	5	5.0	5	0	3
9/19	GB	7	10	1.4	4	0	0	0	0.0	0	0	0
9/26	@ KC	1	0	0.0	0	0	3	33	11.0	25	0	3
10/10	SD	2	-5	-2.5	0	0	0	0	0.0	0	0	0
10/17	MIN	0	0	0.0	0	0	0	0	0.0	0	0	0
10/24	@ Car	0	0	0.0	0	0	1	20	20.0	20	0	1
10/31	TB	1	4	4.0	4	0	1	9	9.0	9	0	0
11/7	STL	0	0	0.0	0	0	1	3	3.0	3	1	0
11/14	@ Ariz	0	0	0.0	0	0	3	9	3.0	7	0	2
11/21	@ GB	3	5	1.7	3	0	0	0	0.0	0	0	0
11/25	CHI	4	8	2.0	4	0	3	27	9.0	12	0	1
12/5	WASH	2	10	5.0	8	0	1	5	5.0	5	0	0
12/12	@ TB	7	25	3.6	15	0	3	19	6.3	9	0	1
12/19	@ Chi	3	7	2.3	3	0	0	0	0.0	0	0	1
12/25	DEN	0	0	0.0	0	0	2	11	5.5	6	0	1
1/2	@ Min	3	10	3.3	6	0	2	10	5.0	8	0	2
1999		43	124	2.9	16	0	21	151	7.2	25	1	15
1995		1	1	1.0	1	0	1	2	2.0	2	0	15
1996		0	0	0.0	0	0	0	0	0.0	0	0	13
1997		7	11	1.6	4	0	5	69	13.8	33	1	27
1998		5	17	3.4	5	0	3	16	5.3	8	1	18
Career		54	143	2.6	16	0	29	233	8.0	33	3	88

- After spending part of the 1995-97 off-seasons helping teach drafting at a middle school in Lincoln, Nebraska, Schlesinger worked as an instructor at his alma mater, the University of Nebraska, in 1998-99.
- Schlesinger rushed for two touchdowns, including the game-winner, in Nebraska's win over Miami (Fla.) in the 1994 Orange Bowl to clinch the national championship.



time in his NFL career as Lions' full-time starter at fullback... Tallied career-highs in all offensive categories with 43 rushing attempts for 124 yards and 21 receptions for 151 yards... Also managed to tie for third on squad with 15 special teams tackles... Tallied career-high three receptions in four different games in '99... In addition to bruising blocking ability, he brought an occasional physical presence to running game... Named as a member of the 1999 All-Madden team and filmed a sketch for the show in a Lincoln, Nebraska grocery store where he repeatedly crashed into other shoppers with his cart... Most of his carries came out of a one-back set early in the season, although he did have seven rushing attempts at Tampa Bay (12/12) (25 yards) and in NFC Wild Card Playoff Game at Washington (1/8) (23 yards)... Very productive season opener at Seattle (9/12) with career-highs in rushes (10) and yards rushing (50)... One of three-reception games came at Kansas City, where he tied his career-high with 33 receiving yards... Third career TD reception (three yards) came on play-action toss on fourth-and-one vs. St. Louis (11/7)... Included in tally vs. Chicago (11/25) was a clutch 12-yarder on third-and-11 on team's game-clinching final drive. 1998: Backup fullback to Tommy Vardell at most times during '98 (two starts), but saw significant action in the backfield... Once again, reprised role as punishing run-blocker at the point of attack as well as receiving an occasional carry or a pass... Rushed five times for then-career-high 17 yards and caught three passes for 16 yards, including second career touchdown grab in season finale (eight yards) at Baltimore (12/27)... Served as one of squad's most productive special teams players for fourth consecutive season — 18 tackles ranked fifth on the Lions... Part of team's "jumbo" package at goal-line and in short-yardage with he and Vardell sharing the backfield... Had a single rush in five different games, including one apiece in each of the season's final three outings... Sprained his ankle at Minnesota (9/20), which forced him to miss his first NFL game the next week — vs. Tampa Bay (9/28)... Besides TD reception in season finale, also caught a pass vs. Arizona (11/1) for two yards and at Philadelphia (11/8) for six yards... Career-high five special teams stops at Chicago (10/4). 1997: Split time at fullback with Tommy Vardell (two starts)... Saw more action at fullback than in previous years with Lions moving to a predominantly two-back set... Started games vs. Tampa Bay (9/7) and at Chicago (9/14)... Had a career-high seven rushes for 11 yards and career-highs with five receptions for 69 yards and a touchdown... Again, played role as one of the team's most valuable special teams members (finished second on team with 27 tackles)... Caught career-long 33-yard pass at Green Bay (11/2) on fourth-and-one on a misdirection route, advancing Lions to the Packers' one-yard line with a touchdown occurring on the next play... Made several key blocks vs. Minnesota (11/16) helping spring Vardell for three one-yard touchdown runs and a 41-yard scamper... Then-career-high four special teams tackles vs. Chicago (11/27)... Scored his first career touchdown (one yard) at Minnesota (12/14) on play-action pass on goal-line... Played mainly on special teams in NFC Wild Card Playoff Game at Tampa Bay (12/28). 1996: Primarily used on special teams, leading club in that category with 13 stops on the year... Saw minimal action at fullback

with club utilizing three-receiver set on majority of snaps during the season... Received only starting nod at fullback at Chicago (11/24), but did not record a carry or reception... Also saw considerable action in Detroit's two-back set vs. Seattle (11/17)... Season-high three special teams stops at Tampa Bay (9/29)... Had two special teams tackles each in games vs. Atlanta (10/6) and at Oakland (10/13). 1995: Saw extensive action in rookie season as lead blocker for Barry Sanders in short-yardage and goal-line situations... Started two of the club's first three games at fullback, but playing time in backfield diminished dramatically soon thereafter when offense began employing three-receiver sets on almost every play from scrimmage... Was one of squad's top special teams players throughout the season, notching 15 special teams stops (second on the team)... Started at fullback at Minnesota (9/10) and vs. Arizona (9/17), gathering only carry of the year vs. the Vikings (one yard) and only reception of the year (two yards)... Had two special teams tackles in games vs. Cleveland (10/8), vs. Minnesota (11/23), vs. Chicago (12/4) and vs. Jacksonville (12/17).

COLLEGE and PERSONAL: A two-year starter at Nebraska, he rushed for 456 yards in 63 carries (7.2 avg.) and four TD's as a senior in 1994, nearly double his career total of 250 yards going into the season... He and outside linebacker Donte Jones were the 1993 Husker Co-Lifters-of-the-Year... Earned All-Big Eight honorable mention honors in '94 in coaches poll... Was a Phillips 66 Academic All-Big Eight pick the same year with a 3.44 grade point average in industrial technology... Scored two TD's, including the game-winner, in the 1995 Orange Bowl as the Cornhuskers sealed the national championship... Lost only three yards rushing in his senior campaign, only four in his career... Set season and career-highs with 84 yards in six carries against Texas Tech as a senior, also rambling for a career-long 41-yard run in the game... Finished his junior year in 1993 as the team's fifth-leading rusher with 48 carries for 193 yards and one TD... Scored the only TD of his sophomore season on a five-yard run against Colorado, his only attempt of the game... Redshirted during the 1991 season... Earned his degree in industrial technology education... Two-time All-State selection at linebacker at Columbus (Duncan, Neb.) High... Also played fullback as a senior in 1990, rushing for 1,514 yards and 23 TD's (including nine 100-yard games)... Led the team in tackles as a junior and senior (117 stops)... Was named the Nebraska Defensive Player of the Year as a prep senior... Played with a group of Nebraska football all-stars in the Down Under Bowl in Sydney, Australia following his senior campaign... Won the 189-pound wrestling state championship twice during his prep career and toured with an all-star wrestling team to Quebec, Canada... Spent parts of 1995-97 off-season as a student teacher at Park Middle School in Lincoln, Nebraska, and taught at his alma mater, the University of Nebraska, during the 1998-99 off-seasons... Drove in demolition derbies for three years during high school... He and wife, Karen, have two daughters - Natalie Rae, (5/15/98), and Leah Kate (5/3/00)... Born in Columbus, Nebraska.

45

KURT SCHULZ

Safety

Eastern Washington 9th Year

Ht: 6-1

Wt: 208

Born: 12/12/68

(UFA in '00-Buf.)



GAMES PLAYED/STARTED: 1992 (8/1) [2/1]; 1993 (12/0) [3/0]; 1994 (16/0); 1995 (13/13) [2/2]; 1996 (15/15) [1/1]; 1997 (15/15); 1998 (12/12) [1/1]; 1999 (16/16) [1/1]
TOTAL: (107/72) [10/6]

PRO: Hard-hitting veteran defender signed as an unrestricted free agent by Lions on February 18, 2000 to serve as team's starting strong safety... Prior to joining Detroit, had played with the Buffalo Bills for the first eight years of his NFL career, the last five in a starting role... One of the team's hardest hitters while in Buffalo who plays well in space and is always in the right position in pass coverage... Teamed with Henry Jones in Buffalo to form one of the league's best safety tandems and will do so here in Detroit alongside Ron Rice... Originally selected by the Bills in the 7th round of the 1992 Draft (195th overall).

1999: Fifth straight year serving as Bills' starting free safety, starting all 16 regular season games for first time in his career... Tallied 98 tackles and three interceptions... Helped limit Jets to 116 passing yards and knocked down two passes vs. N.Y. Jets (9/19)... Notched first interception of '99 at Miami (10/4)... Tied for team-lead with season-high 11 tackles vs. Pittsburgh (10/10)... Equaled season-high with 11 tackles at Seattle (10/24)... Recorded his second interception of the season at Baltimore (10/31) and returned it 26 yards... Caught his second interception in as many weeks (and had another called back due to penalty) at Washington (11/7), in addition to two pass break ups. **1998:** Fourth consecutive season as Bills' starting free safety, starting 12 of 12 games in which he appeared... Tied his career-high with a team-leading six interceptions, tying him for fifth in the AFC despite missing four games with a leg injury... Finished seventh on the team (second among defensive backs) with 84 tackles... Recorded a season-high 10 tackles at Miami (9/13)... Had arguably

SCHULZ' SINGLE-GAME BESTS

TACKLES: 12 at St. Louis 12/10/95; vs. Jacksonville 12/4/97
INTERCEPTIONS: 2 (three times; Last vs. St. Louis 9/20/98)
INT. RETURN: 32t vs. Carolina 9/10/95

SCHULZ'S DEFENSIVE STATISTICS

1999 Date	Opp.	TACKLES			Sacks	Int's	Passes	Fumbles	Spec. Teams
		Total	Solo	Asst.	No/Yds	No/Yds	Def.	Rec./For.	Tackles
9/12	@ Indy	7	4	3	0/0	0/0	0	0/0	0
9/19	NYJ	5	2	3	0/0	0/0	2	0/0	0
9/26	PHIL	8	5	3	0/0	0/0	2	0/0	0
10/4	@ Mia	5	3	2	0/0	1/0	3	0/0	0
10/10	PIT	11	7	4	0/0	0/0	0	0/0	0
10/17	OAK	9	7	2	0/0	0/0	0	0/0	0
10/24	@ Sea	11	7	4	0/0	0/0	1	0/0	0
10/31	@ Balt	6	3	3	0/0	1/26	0	0/0	0
11/7	@ Wash	4	2	2	0/0	1/0	2	0/0	0
11/14	MIA	2	2	0	0/0	0/0	1	0/0	0
11/21	@ NYJ	6	3	3	0/0	0/0	1	0/0	0
11/28	NE	3	1	2	0/0	0/0	0	0/0	0
12/12	NYG	5	4	1	0/0	0/0	0	0/0	0
12/19	@ Ariz	6	4	2	0/0	0/0	1	0/0	0
12/26	@ NE	6	2	4	0/0	0/0	0	1/0	0
1/2	INDY	4	2	2	0/0	0/0	0	0/0	0
1999 (Buf.)		98	58	40	0/0	3/26	13	1/0	0
1992 (Buf.)		14	7	7	0/0	0/0	0	1/0	6
1993 (Buf.)		10	7	3	0/0	0/0	1	0/0	7
1994 (Buf.)		20	15	5	0/0	0/0	2	0/0	10
1995 (Buf.)		90	42	48	0/0	6/48	15	0/2	3
1996 (Buf.)		102	57	45	0/0	4/24	16	0/0	0
1997 (Buf.)		107	58	49	0/0	2/23	10	0/2	0
1998 (Buf.)		84	46	38	0/0	6/48	7	1/0	0
Career		525	290	235	0/0	21/169	64	3/4	26

his best outing of the season vs. St. Louis (9/20) when he picked off two Tony Banks passes on consecutive drives in the third quarter and recovered a fumble in the fourth quarter... That game marked his third multi-INT game of his career... Recorded his third interception of the season at Indianapolis (10/11) before exiting the game with a leg injury, which forced him out of action for the next four games... Returned to action vs. New England (11/15)... Notched his fourth interception of '98 vs. Indianapolis and returned it 24 yards to set up the Bills' final touchdown of a 24-point second quarter scoring burst... Set up the team's first touchdown vs. Oakland (12/13) with fifth inter-



ception of '98... Closed the regular season with an interception off Kerry Collins at New Orleans (12/27)...Recorded 11 tackles in AFC Wild Card Playoff Game at Miami (1/2), in addition to recovering an onside kick late in the fourth quarter that enabled the Bills to stage a last-minute comeback attempt. **1997:** Third straight season as Bills' starting free safety, finishing with a career-high 107 total tackles (fourth on squad and second among defensive backs)... Tied for the team lead with two interceptions... Had one of the game's key plays vs. Indianapolis (9/21) when he broke up a two-point try in the end zone with 14 seconds remaining and the Bills ahead by two points... Recorded his first interception of the season in the fourth quarter vs. Denver (10/26), leading to the Bills' first score... Missed game vs. Miami (11/2) with a hip injury, but returned to start the following week vs. New England (11/9)... Recorded his second interception of the season at Chicago (12/7) and also knocked RB Raymont Harris out of the game with a third quarter hit... Tied career-high with 12 tackles vs. Jacksonville (12/14). **1996:** Second consecutive season as Bills' starting free safety... Second year in a row as team-leader with four interceptions... His 102 tackles set his career-high and were tops among Bills' defensive backs... Recovered a blocked field goal in the third quarter at Pittsburgh (9/16)... Laid a monstrous hit on Herschel Walker on third-down to stop him short of a first down vs. Dallas (9/22) and also knocked Walker out of the game later with another big hit at the one-yard line... Inactive vs. Indianapolis (10/6) with a groin injury... Enjoyed the first multi-interception game of his career (two) vs. Cincinnati (11/17)... Recorded two more interceptions the following week vs. N.Y. Jets (11/24), marking the first time a Bills' player had accomplished that feat since Charley Warner in 1965... Named AFC Defensive Player of the Week for his effort vs. Jets... Led Bills' secondary with seven tackles in his eighth career playoff game in AFC Wild Card Playoff Game vs. Jacksonville (12/28). **1995:** In first year as Bills' starting free safety, enjoyed a banner year, finishing second in AFC with six interceptions... Of the six interceptions, four were converted into Bills' points... Named second-team All-AFC by UPI... Tallied a then-career-high 90 tackles... Made his first career interception vs. Carolina (9/10), which he returned 32 yards for his first career touchdown... Notched interceptions in three consecutive games — at Cleveland (10/2), vs. N.Y. Jets (10/8) and vs. Seattle (10/15)... Made one of key plays of game at Indianapolis (11/5) when he stepped in front of a Colts' receiver to make an interception in the end zone... His interception in the end zone in the fourth quarter vs. Atlanta (11/12) preserved a six-point Bills' lead with under a minute remaining in the game — awarded a game ball for his efforts in the contest... Inactive at N.Y. Jets (11/19) and vs. New England (11/26) with a thigh

bruise...Started at strong safety at St. Louis (12/10) and stayed there for the remainder of the season, with Henry Jones injured... Started both Bills' playoff contests. **1994:** Served as the Bills' dime back for third consecutive season, appearing in all 16 regular season games and tallying 20 tackles and two passes defended... Also tied Mark Maddox for sixth with 13 special teams tackles...Knocked down both passes in '94 in game vs. Denver (9/26). **1993:** Was again utilized in dime situations and on special teams, appearing in 12 contests and registering 10 tackles and a pass defended... Sidelined in the early portion of the season with a torn calf muscle he suffered in the final preseason game... Returned to the lineup vs. Houston (10/11)... Saw reserve action in all three Buffalo playoff games, including Super Bowl XXVIII. **1992:** Earned a spot on the roster as a rookie and was used in the dime package and on special teams... Played in eight games (one start) and made 14 tackles on defense... Made first career start at San Francisco (9/13) and tallied then-career-high six tackles...Also in that game, became only the sixth Buffalo rookie to draw a start since 1988... Placed on Injured Reserve October 26 with a knee injury and was activated off the list December 19... Started Bills' AFC Wild Card Playoff Game vs. Houston (1/3) with six defensive backs utilized and returned to reserve role in AFC Divisional Playoff Game at Pittsburgh (1/9)... Was inactive for AFC Championship Game at Miami and in Super Bowl XXVII.

COLLEGE and PERSONAL: Was named All-Big Sky second team in senior year in 1991 and GTE All-America Academic second team... Was previously named to All-Big Sky second team as a junior in 1990 and first team as a sophomore in 1989... Also named to AP All-America third team as a sophomore in '89... Finished collegiate career as the second-leading tackler in school history... His 219 interception return yards also set a school mark as did his 28 passes defended... Notched 17 interceptions in college career, which ranked fourth on all-time Big Sky Conference list... Missed senior year at Eisenhower High School in 1987 with a broken right leg... Grew up in Yakima, Wash. and was a fan of the Seattle Seahawks and their All-Pro safety Kenny Easley... Earned degree in business administration from Eastern Washington, boasting a 3.35 GPA... Was named to the GTE Academic All-America all-time college football team in July 1997... Active in several community activities while in Buffalo, including he and his wife, Susan, delivering meals as part of the "Meals on Wheels" program... Kurt donated \$200 for every Bills interception to "Meals on Wheels" and another \$200 to "Camp Caring Love" — a local facility for mentally retarded adults... Full name is Kurt Erich Schulz... He and Susan, have two sons — Patrick (7/12/96) and Daniel (9/19/96).

97

TRACY SCROGGINS

Defensive End

Tulsa

Ht: 6-2

Born: 9/11/69

9th Year

Wt: 255

(D-2a in '92)



GAMES PLAYED/STARTED: 1992 (16/7); 1993 (16/0) [1/0]; 1994 (16/9) [1/0]; 1995 (16/16) [1/1]; 1996 (6/6); 1997 (15/6) [1/1]; 1998 (11/3); 1999 (14/11) [1/1] **TOTAL:** (110/58) [5/3]

PRO: Speedy pass rushing defensive end who began career as an outside linebacker in team's previous 3-4 alignment — has been at defensive end since 1995... Was hindered in 1996-98 by lingering in-season injuries — high-ankle sprain suffered in fourth game of the year in 1996, shoulder sprain incurred during training camp in 1997 and a tom calf muscle in 1998 — but recorded solid 1999 campaign in re-gaining starting position... His 52 career sacks place him fifth on Lions' all-time quarterback sacks list — eight sacks in 2000 will place him into fourth-place past Doug English... Has 13 multi-sack games to his credit in pro career... Played in first 68 games of career before missing eight of last ten games in '96... Had career-high 9.5 sacks in '95 and led Detroit in that category during rookie campaign in 1992 with 7.5 sacks... Was the Lions' first of two second-round selections in 1992 NFL Draft (53rd overall). **1999:** Veteran defensive end who broke into starting lineup in the second half of the season after seeing reserve duty for first portion of the '99 campaign... Finished '99 with 48 tackles, 8.5 sacks, two fumble recoveries and two forced fumbles... 8.5 sacks ranked second on the squad, including three multi-sack outings... Battled a sore knee in training camp, which forced him into reserve role to begin the season (no sacks in first four games)... Made first sack of season vs. Minnesota (10/17), with the hit causing a fumble... Big play at Carolina (10/24) with recovery of a Steve Beurelein

SCROGGINS' SINGLE-GAME BESTS

TACKLES: 9 at Chicago 11/20/94
SACKS: 3 vs. Arizona 9/17/95; vs. Indianapolis 11/23/97
INTERCEPTIONS: 1 vs. Green Bay 1/2/94
INT. RETURN: 0 vs. Green Bay 1/2/94
FUMBLE RECOVERY: 81t at Tampa Bay 12/23/95

SCROGGINS' DEFENSIVE STATISTICS

1999 Date	Opp.	TACKLES			Sacks No/Yds	Int's No/Yds	Passes Def.	Fumbles Rec./For.	Spec. Teams Tackles
		Total	Solo	Asst.					
9/12	@ Sea	2	1	1	0/0	0/0	0	0/0	0
9/19	GB	2	2	0	0/0	0/0	0	0/0	0
9/26	@ KC	4	3	1	0/0	0/0	0	0/0	0
10/10	SD	1	1	0	0/0	0/0	1	0/0	0
10/17	MIN	4	2	2	1/8	0/0	0	0/1	0
10/24	@ Car	4	2	2	0/0	0/0	0	1/0	0
10/31	TB	5	3	2	2/9	0/0	0	0/0	0
11/7	STL	2	1	1	1/7	0/0	0	0/0	0
11/14	@ Ariz	INACTIVE — INJURY							
11/21	@ GB	INACTIVE — INJURY							
11/25	CHI	3	2	1	0/0	0/0	0	0/0	0
12/5	WASH	5	4	1	2/6	0/0	0	0/1	0
12/12	@ TB	2	2	0	0/0	0/0	0	0/0	0
12/19	@ Chi	4	4	0	0/0	0/0	0	0/0	0
12/25	DEN	5	4	1	.5/3	0/0	0	0/0	0
1/2	@ Min	5	4	1	2/8	0/0	0	1/0	0
1999		48	35	13	8.5/41	0/0	1	2/2	0
1992		28	25	3	7.5/41	0/0	1	0/0	0
1993		19	12	7	8/56	1/0	2	1/2	0
1994		44	35	9	2.5/14	0/0	2	1/0	0
1995		45	35	10	9.5/56	0/0	6	1/2	0
1996		20	12	8	2/15	0/0	0	1/1	0
1997		51	35	16	7.5/42	0/0	1	1/0	0
1998		32	25	7	6.5/38	0/0	0	0/0	0
Career		287	214	73	52/303	1/0	13	7/7	0

- Scroggins has erupted twice in his career with three sacks in a game — vs. Arizona on September 17, 1995, and vs. Indianapolis on November 23, 1997.
- Scroggins enters 2000 in fifth-place on the Lions' all-time sacks list with 52, and has 13 career multi-sack outings.

fumble after Ron Rice had sacked him deep in Lions' territory... His 11th career multi-sack game came vs. Tampa Bay (10/31) with two sacks... Inactive at Arizona (11/14) and at Green Bay (11/21) due to shoulder injury suffered in practice on November 10, but returned to lineup for the



remainder of the campaign... Strong regular season outing vs. Washington (12/5) with two sacks among four QB pressures... Ended the regular season in style with two-sack outing at Minnesota (1/2), in addition to recovering a fumble... Registered six tackles in Lions' NFC Wild Card Playoff Game at Washington (1/8). **1998:** Backup at right defensive end to Kerwin Waldroup for majority of season, still finishing second on the squad with 6.5 sacks... Despite backup status, saw significant playing time in Lions' defensive line rotation, especially on passing downs... Recorded a sack in each of the first three games of '98 in which he was active (sat out at Minnesota on September 20 with a pulled hamstring)... Season-high 2.5 drops vs. Minnesota (10/25) — the 10th in his career with more than one sack... Missed Games 9-12 with a torn calf muscle... Started the final two games of the season with Waldroup out (knee) and also started at Chicago (10/4), again with Waldroup inactive... Final sack of the season came at San Francisco (12/14)... Season-high seven tackles in starting role at Baltimore (12/27). **1997:** Relegated to backup duty at right defensive end to start the season, in part due to shoulder injury suffered in training camp... Started the last five regular season games and the NFC Wild Card Playoff Game at Tampa Bay (12/28), ending the year with a career-high 51 tackles... Finished season in strong fashion, netting six of his 7.5 sacks for the year in the last five games... Saw first action of season vs. Tampa Bay (9/7) in start for Robert Porcher (ankle) and recorded six tackles... Regained starting spot for game vs. Indianapolis (11/23) with Waldroup on Injured Reserve (knee)... Responded to first start of the year by tying career-high with three sacks, in addition to recording a safety by tackling Colts' QB Paul Justin in the endzone... Followed that performance with a two-sack outing vs. Chicago on Thanksgiving Day (11/27)... Also scored his second career touchdown vs. Bears, running 17 yards with a fumble caused by a Robert Bailey sack of Chicago QB Steve Stenstrom... Batted down a pass and made three tackles in NFC Wild Card Playoff Game at Tampa Bay (12/28). **1996:** Saw production fall (two sacks and 20 tackles) from career-year in '95, due largely in part to high-ankle sprain suffered vs. Chicago (9/22)... Started at right defensive end in first four contests of year and two subsequent games (at Oakland 10/13 and at San Diego 11/11), but wasn't able to finish either, lasting only three plays vs. Raiders and less than a half vs. Chargers... Dressed, but did not play in game following injury (at Tampa Bay 9/29), and was inactive in remaining nine outings to end the year... On several occasions following the injury, intended to play early in the week, but hadn't made enough progress by Sunday to effectively push off ankle... Started season strongly with a sack in each of first two games of '96 at Minnesota (9/1) in opener and following week vs. Tampa Bay (9/8)... Had critical call go against him in loss at Philadelphia (9/15) when officials ruled an apparent second half interception was trapped against the turf — turnover would have thwarted Eagles' eventual scoring drive. **1995:** Stepped into the spotlight as one of club's most consistent producers (starting at right defensive end) in new 4-3 defense... Responded to position change by notching a career-high 9.5 sacks for 56 yards, in addition to then-career-high 45 tackles... Notched first sack of season (for eight yards) and notched two tackles in season opener at Pittsburgh (9/3). Sack on Mike Tomczak was one of hardest hits of season and deposited Tomczak on the sidelines temporarily with bruised ribs... Exploded for career-high three sacks (for 17 yards), in addition to defending a pass vs. Arizona (9/17)... Tallied season-high seven tackles at Green Bay (10/15), in addition to notching a sack and defending a pass... Notched his sixth sack of the year vs. Green Bay (10/29) late in the fourth quarter, forcing a Brett Favre fumble, which was recovered by Chris Spielman to preserve the win with Packers deep in Lions' territory... Registered two tackles and sacked Erik Kramer (for seven yards) in Monday Night contest vs. Chicago (12/4)... Made four stops, 1.5 sacks and forced a fumble in Lions' win at Houston (12/10) — turnover led to a Jason Hanson field goal... Credited for six tackles, a sack (for seven yards) and forced a fumble in regular season finale at Tampa Bay (12/23) — returned the fumble 81 yards for his first pro touchdown... Made one tackle in Detroit's NFC Wild Card Playoff Game at Philadelphia (12/30). **1994:** Started nine games at outside linebacker and made then-career-high 44 tackles... Recovered a fumble on the opening kickoff at Minnesota (9/11)... Made his first start of the season vs. Chicago (10/23), replacing Pat Swilling at right outside linebacker, and made three tackles... Totaled 1.5 sacks for 10 yards vs. Tampa Bay (11/13), his first sacks of the season... Collected a career-high nine tackles and a sack at Chicago (11/20)... Saw action as a reserve in NFC Wild Card Playoff Game at Green Bay (12/31), combining with Porcher for the Lions' only

sack in the contest. **1993:** Was named to the USA Today's "All-Joe" team which recognized underrated players around the league... Played mostly in passing situations and finished second on the team with eight sacks... Had 1.5 sacks and two tackles in the season opener vs. Atlanta (9/5)... Recorded one sack, recovered a fumble and made two tackles vs. Phoenix (9/26)... Saw a lot of action, replacing the injured Swilling at Tampa Bay (10/3), and had the second multi-sack outing of his career (two), in addition to forcing a fumble and making three tackles... Sacked Jim Everett and forced a fumble on the play at L.A. Rams (10/24)... Made one sack vs. Tampa Bay (11/7) and at Chicago (12/26)... Intercepted the lone pass of his career and defended a pass vs. Green Bay (1/2)... Saw action as a substitute in the NFC Wild Card Playoff Game vs. Green Bay (1/8), and left the game in the first half with a leg injury. **1992:** Made his first professional start, replacing the injured Mike Cofer at right outside linebacker, notched his first sack and made two solo tackles at Minnesota (10/15)... Replaced the injured Cofer at starting right outside linebacker at Cincinnati (11/22), and had one sack and two solo tackles... Enjoyed first career multi-sack outing (two) and made four solo tackles vs. Houston (11/26)... Notched one sack and three tackles vs. Cleveland (12/13)... Turned in solid performance vs. Chicago (12/20), making one sack, three solo tackles and defending one pass... Season-high five tackles and 1.5 sacks in season finale at San Francisco (12/28).

COLLEGE and PERSONAL: Named second-team All-American and first-team All-Independent by The Poor Man's Guide to the NFL Draft, and honorable mention All-American by Associated Press and Football News as a senior in 1991... Third on the team with 88 tackles, four sacks and nine tackles for losses his senior year... Led team with 26 quarterback pressures, and recovered three fumbles and forced two others as a senior as well... As a junior in 1990, was named honorable mention All-American by the Poor Man's Guide to the NFL Draft despite starting only the final four games... Played in every contest that year, making 50 tackles with six sacks and 11 tackles for losses... Transferred to Tulsa after two years at Coffeyville (Kan.) Community College... Made a smooth transition to linebacker from running back upon arrival at Tulsa... Two-year standout at running back at Coffeyville... Rushed for over 600 yards as Coffeyville won the district title in 1989... For each sack and tackle he makes, Scroggin donates \$97 (his jersey number) to his charitable foundation and hosts 10 Detroit children at each Lions home game... Worked with 97 children from John Marshall Elementary School and Elizabeth Cleveland Middle School in Detroit in 1995... He and teammate Robert Porcher have served in the past as spokesmen and judges for the Lions' "Take A Player to School" essay contest... He and his charitable foundation have established "Tracy's Kids" to promote education for Detroit children... Majored in criminal justice at Tulsa... Born in Checotah, Oklahoma.

SCROGGIN'S MULTI-SACK OUTINGS

11/26/92	HOUSTON	2
12/18/92	at San Francisco	1.5
9/5/93	ATLANTA	1.5
10/3/93	at Tampa Bay	2
11/13/94	TAMPA BAY	1.5
9/17/95	ARIZONA	3
12/10/95	at Houston	1.5
11/23/97	INDIANAPOLIS	3
11/27/97	CHICAGO	2
10/25/98	MINNESOTA	2.5
10/31/99	TAMPA BAY	2
12/5/99	WASHINGTON	2
1/2/00	at Minnesota	2

62

TONY SEMPLE

Guard

Memphis

Ht: 6-5

Born: 12/20/70

7th Year

Wt: 305

(D-5 in '94)



GAMES PLAYED/STARTED: 1994 (0/0); 1995 (16/0) [1/0]; 1996 (15/1); 1997 (16/1) [1/0]; 1998 (16/3); 1999 (12/12) [1/1] TOTAL: (75/17) [3/1]

PRO: Veteran lineman who has carved out niche in Lions' lineup as both long snapper from punt formation and as one of club's most versatile interior linemen... Earned first full-time starting nod in 1999 at left guard... Played well during short spans in the starting lineup at guard in 1996-98 while those respective starters were out with an injuries... After playing tackle in college, is now versed in playing either guard position, or even center in a pinch... Fifth round selection of Lions in 1994 NFL Draft (154th overall).

- While rehabilitating a knee injury during his rookie year, Semple taught himself how to long-snap, a skill he has used as the Lions' deep snapper for the past four seasons.
- Semple is a regular on the Lions' off-season charity basketball team, which plays games throughout the state of Michigan.

1995: First season in the NFL serving in predominantly starting role – started 12 games at left guard... Earned starting job in training camp... Started first two games of '99, but dislocated his left elbow in second quarter vs. Green Bay (9/19), forcing him out of the lineup for the next four games... Inactive at Kansas City (9/26), vs. San Diego (10/10) and vs. Minnesota (10/17) and dressed, but did not play at Carolina (10/24)... Prior to the injury, had missed only one game in the previous four years (knee-1996) after missing the entire 1994 campaign with a knee injury suffered on the first day of training camp as a rookie... Returned to starting lineup vs. Tampa Bay (10/31) and stayed there for the remainder of the season, including Lions' NFC Wild Card Playoff Game at Washington (1/8). 1998: Versatile backup interior lineman who also handled long-snapping duties on punts in season's first three games... Started then-career-high three games – vs. Minnesota (10/25) vs. Arizona (11/1) and at Philadelphia (11/8) — at right guard, replacing Jeff Hartings, who tore the medial collateral ligament in his left knee vs. Green Bay (10/15)... Once Hartings returned to the lineup, Semple returned to reserve duty... Additional playing time in 1998 included the last three quarters vs. Green Bay (10/15) at right guard after Hartings had left the contest... Took over at left guard for 23 snaps vs. Tampa Bay (9/28) with Mike Compton shifting to center to relieve Jim Pyne, who had left game with a pulled groin muscle... Made his only two special teams tackles of the year vs. Cincinnati (9/13). 1997: Third year as Lions' long snapper from punt formation... Also handled PAT and field goal snaps in season's final three games and NFC Wild Card Playoff Game at Tampa Bay (12/28) with Mike Compton nursing a broken hand... Played in all 16 regular season games for second time in career, mostly on special teams... Tallied six tackles in punt coverage... Saw his first action on offense at Tampa Bay (10/12), splitting time with Hestley Hempstead at left guard... Made his lone start of the season (second of career) vs. N.Y. Giants (10/19) at left guard with Compton shifting to left tackle for the injured Ray Roberts. 1996: Second year as Lions' long snapper from punt formation... Also saw occasional action in reserve role at both guard spots... With then-starter Scott Conover (shoulder) ailing, saw considerable action at right guard vs.

Chicago (9/22) and at Tampa Bay (9/29)... Made first career pro start (right guard) for injured Conover vs. Atlanta (10/6)... Underwent arthroscopic knee surgery during bye week (mid-October) and was inactive vs. N.Y. Giants (10/27)... Returned in next outing at Green Bay (11/3) for long-snapping duties... Most extensive time on offensive line during the remainder of the year was vs. Seattle (11/17) as starting left guard Compton left contest early with sprained ankle... Also subbed for Compton as long snapper on field goals and PAT's vs. Seahawks. 1995: Rebounded from serious knee injury which forced him to miss his entire rookie campaign... Handled long-snapping duties on Lions' punts throughout the season... Played in all 16 games, in addition to NFC Wild Card Playoff Game at Philadelphia (12/30)... Saw brief line action at right guard in Lions' final possession vs. Cleveland (10/8) and late in game vs. Jacksonville (12/17). 1994: Spent the entire season on Injured Reserve... Just hours after signing his first pro contract, Semple suffered season-ending knee injury in Detroit's first practice of the 1994 training camp (7/22)... Spent significant part of rehabilitation working on long-snapping technique.

COLLEGE and PERSONAL: Manned the strong tackle position as a senior in 1993, providing fine protection up-front as the Tigers averaged 219.9 yards passing per game... Recipient of the 1992 Chris Faros Most Improved Player Award his junior year... Started every game in '92 at strong tackle, grading 76 percent for passing and 94 percent for drive-blocking as he registered 32 knockdown blocks... Played in every game as a sophomore in 1991, mostly on special teams... Also saw playing time at offensive tackle that year as well... Moved to tight end in spring drills after the '91 season, but shifted back to tackle in fall scrimmages... Did not play his first year (1990), performing on the scout team as an offensive tackle and tight end... Moved to defensive tackle in spring drills after the season... Redshirted in 1989, performing on the scout team as a tackle... Two-time All-Conference defensive end and tight end at Lincoln (Ill.) High School... Recorded 56 tackles and caught 22 passes for 176 yards as a senior in 1988... Played center on the basketball team... Has a degree in sports administration... Hobbies include hunting, fishing and golf... One of Lions' most active community relations spokesmen in Detroit-area, frequently speaking at D.A.R.E. events... During college, worked with St. Jude foundation of Memphis, Tennessee.



86

DAVID SLOAN

Tight End

New Mexico


Ht: 6-6

Born: 6/8/72

6th Year

Wt: 254

(D-3 in '95)



GAMES PLAYED/STARTED: 1995 (16/8) [1/1]; 1996 (4/4); 1997 (14/12) [1/1]; 1998 (10/2); 1999 (16/15) [1/1] **TOTAL:** (60/41) [3/3]

PRO: Physically imposing tight end who is in the prime of his career using his impressive athletic skills to perform at a very high level... Breakout season came in 1999 when he started a career-high 15 games, set career-bests in all offensive statistical categories and earned first career trip to the Pro Bowl... Size-speed ratio makes him a big-play threat in Lions' passing attack who is difficult to cover with a line-backer... Struggled through a variety of knee injuries for a good portion of the 1996-98 seasons... Suffered a season-ending knee injury in September 1996, which lingered for parts of the next two campaigns... One of only three Lions ever to catch two touchdown passes in a playoff game — December 30, 1995 at Philadelphia (other two men are Steve Junker and Willie Green)... Stepped into starting role midway through his rookie year in 1995 and has been in that role since... Besides possessing soft hands and outstanding speed, has become a more effective blocker since entering the NFL... Former junior college basketball player who didn't play college football until 1992... Large frame and extraordinary height make him an especially easy target in traffic... Lions traded two draft picks to St. Louis to move up into the third round to select him 70th overall in the 1995 NFL Draft. **1999:** Lions' starting TE who in 1999 enjoyed one of the best pass-receiving seasons for a Lions' tight end of this generation... Culminated the season by being named to first Pro Bowl squad of his career... Established career-highs in all three pass-receiving cate-

SLOAN'S SINGLE-GAME BESTS

RECEPTIONS: 7 vs. Tampa Bay 9/7/97; at Arizona 11/14/99
RECEIVING YARDS: 88 at Arizona 11/14/99
TOUCHDOWNS: 1 (six times; Last at Arizona 11/14/99)
LONG RECEPTION: 72t vs. Green Bay 9/19/99

SLOAN'S OFFENSIVE STATISTICS

Date TD's	Opp.	Receptions	Yards	Average	Long	
9/12	@ Sea	3	31	10.3	14	1
9/19	GB	1	74	74.0	74t	1
9/26	@ KC	4	31	7.8	9	0
10/10	SD	0	0	0.0	0	0
10/17	MIN	3	30	10.0	12	0
10/24	@ Car	2	39	19.5	22	1
10/31	TB	2	36	18.0	23	0
11/7	STL	1	1	1.0	1	0
11/14	@ Ariz	7	88	12.6	25	1
11/21	@ GB	4	30	7.5	11	0
11/25	CHI	3	34	11.3	24	0
12/5	WASH	3	44	14.7	23	0
12/12	@ TB	1	14	14.0	14	0
12/19	@ Chi	5	49	9.8	21	0
12/25	DEN	5	50	10.0	19	0
1/2	@ Min	3	40	13.3	23	0
1999		47	591	12.6	74t	4
1995		17	184	10.8	24	1
1996		7	51	7.3	18	0
1997		29	264	9.1	25	0
1998		11	146	13.3	33	1
Career		111	1,236	11.	74t	6

- Sloan's 1999 receiving statistics (47 receptions for 591 yards and four touchdowns) were the best for a Lions' tight end since the late-1970's, and his Pro Bowl trip following the '99 campaign was the first for a Lions' tight end since David Hill was selected after the 1979 season.
- Sloan did not become serious about playing football until 1992 when he joined the Fresno (Calif.) City College squad. He also played basketball at Fresno in 1991-92 before accepting a football

categories with 47 catches for 591 yards and four TD's... His 47 receptions were the most for a Detroit tight end since Hill had the same tally in 1979 and his receiving yardage total is the highest since Hill went for 633 yards in '78... Four TD catches are the most by a Lions' tight end since Ulysses Norris' seven scores in 1983... With Pro Bowl trip became the first Lion tight end to be chosen since Hill following

the 1979 season... Caught a touchdown pass in each of the season's first two games – the first coming at Seattle (9/12)... His second TD catch of the year spanned 74 yards vs. Green Bay (9/19) and was the longest pass play by a Lions' TE since Jim Gibbons' 82-yard score vs. San Francisco on December 13, 1964... One of his catches vs. Tampa Bay (10/31) was an acrobatic lunging 23-yard grab on the Lions' first play from scrimmage... Enjoyed arguably the best game of his career at Arizona (11/14), tying his career-high with seven catches (team-high) for career-high 88 yards and a TD... Was slowed during the final month (turf toe) of the season, but did not miss any game-action, catching five balls apiece in outings at Chicago (12/19) and vs. Denver (12/25)... Lone catch in Lions' NFC Wild Card Playoff Game at Washington (1/8) went for 24 yards. **1998:** Played in 10 games (two starts), catching 11 passes for 146 yards and a TD... Was slowed during training camp and spent the first six weeks of the season on PUP list while rehabilitating from knee surgery performed in June 1998... Practiced for the first time in 1998 on October 13... Once he was on active roster, he served in a reserve role, but began to play approximately as many snaps as starter Walter Rasby as the season progressed, especially on passing downs... Two starts in '98 both came when team opened the game in two-tight end formation... Started contests vs. Pittsburgh (11/26) and at Baltimore (12/27)... Caught the first TD pass since his rookie year (1995) at San Francisco (12/14) — second of career... Also included in his catches in '98 was a clutch 30-yard reception on final drive at Philadelphia (11/8) and then-career-long 33-yarder vs. Minnesota (10/25). **1997:** Re-claimed starting tight end position after bouncing back from season-ending knee surgery in September 1996... Finished '97 season fourth on team with 29 receptions for 264 yards (both then-career-highs)... Missed two games with minor injuries – at New Orleans (9/21) with an ankle sprain, and vs. N.Y. Giants (10/19) with a sore back... Set career-highs with seven catches and 49 receiving yards vs. Tampa Bay (9/7)... Led team with 43 yards on three catches vs. Indianapolis (11/23)... Had a career-long 25-yard reception at Miami (12/7)... Caught one pass for nine yards in NFC Wild Card Playoff

Game at Tampa Bay (12/28). **1996:** Slated as Lions' starting tight end, but had year cut short due to torn anterior cruciate ligament in left knee in fourth game of the season vs. Chicago (9/22)... Surgery performed on October 6... Had already collected three receptions for 19 yards in game vs. Bears (first quarter) at time of injury... Made two receptions in each of club's first two games of the year. **1995:** Physically imposing tight end who enjoyed very solid rookie campaign, which he capped with his best game of the season (Lions' NFC Wild Card Playoff Game at Philadelphia on 12/30), in which he caught five balls for 67 yards and two touchdowns. In that game, he joined Steve Junker and Willie Green as the only players in Lions' playoff history to catch two TD passes in a game... Saw limited action during first six weeks of season, but played more extensively as season wore on, eventually breaking into starting lineup for eight of last nine games... Came off the bench at Washington (10/22), reeling in the first three receptions of his career for 24 yards... Started first career game vs. Green Bay (10/29), latching on to three balls for 27 yards... Reeled in the first TD grab of his career, a 17-yarder, vs. Tampa Bay (11/12).

COLLEGE and PERSONAL: Super-Sleeper Team pick by The Poor Man's Guide to the NFL Draft following his senior year at New Mexico in 1994... First-team All-WAC choice and Lobos' team co-captain in '94 as well... Finished third on the team with 24 receptions for 320 (13.3 avg.) and one touchdown during senior campaign... Had 13 receptions for 116 yards (8.9 avg.) and three touchdowns as a junior in 1993... Played forward and center on the basketball team at Fresno (Calif.) City College in 1991-92, averaging eight rebounds per game as a sophomore... Joined the football team as a tight end during his sophomore year ('92), catching 13 passes for 254 yards (19.5 avg.)... Lettered three times in both football and basketball at Sierra Joint Union (Tollhouse, Cal.) High School... Added four letters in track as a prepster as well... Finance major at New Mexico... Sister, Jennifer, played volleyball at Rice... Son of Robert and Sharon Sloan... Born David Lyle Sloan in Fresno, California.

60

PAUL SPICER

Defensive End

Saginaw Valley 2nd Year

Ht: 6-4 Wt: 269

Born: 8/18/75 (FA in '99)

GAMES PLAYED/STARTED: 1999 (2/0) TOTAL: (2/0)

PRO: Second-year defensive end who spent portions of the 1999 seasons both on Lions' 53-man roster and their practice squad... Graduated from Saginaw Valley State University in 1998 and played part of the '98 season with the

Saskatchewan Rough Riders of the Canadian Football League after being released by the Seattle Seahawks in training camp. **1999:** Signed by Lions during the '99 off-season and was with club during training camp, which takes place at his alma mater, Saginaw Valley State University... Released by the club following camp and spent the first month of the season on the Lions' practice squad... Promoted to

- * Spicer spent a portion of the 1998 season with the Saskatchewan Rough Riders of the Canadian Football League, recording 12 tackles and four sacks in seven games.
- * Spicer set the SVSU school record with 21.5 quarterback sacks as a senior in 1997 and was named MIFC Player of the Year.



Detroit's 53-man roster on October 8 and saw first NFL game-action two days later as a reserve vs. San Diego (10/10)... Had one quarterback pressure and one QB hit in game vs. Chargers... Inactive vs. Minnesota (10/17) and at Carolina (10/24), but saw reserve game-action along the defensive line vs. Tampa Bay (10/31)... Waived on November 6, but signed back onto Lions' practice squad three days



later, where he stayed for the remainder of the season. **1998:** Signed as an undrafted rookie free agent by the Seattle Seahawks following the '98 NFL Draft, but was released following training camp... Joined the Saskatchewan Rough Riders' of the Canadian Football League following his release by the Seahawks and recorded 12 tackles and four sacks in seven games.

COLLEGE and PERSONAL: Played final two years of collegiate career (1996-97) at Saginaw Valley State University as a defensive end... Played in only three games for SVSU as a junior in 1996 (broken fibula), but set school record with 21.5 sacks as a senior in 1997 and was named MIFC Player of the Year... Transferred to SVSU from College of DuPage (Glen Ellyn, Ill.), where he played in 1994-95 and was an All-American linebacker in '95... Attended Northwest (Indianapolis, Ind.) High School.

83

BRIAN STABLEIN

Wide Receiver

Ohio State

7th Year

Ht: 6-1

Wt: 193

Born: 4/14/70

(FA in '98)

GAMES PLAYED/STARTED: 1994 (0/0); 1995 (15/0) [3/0]; 1996 (16/0) [1/0]; 1997 (16/0); 1998 (11/0); 1999 (16/2) [1/0] **TOTAL: (74/2) [5/0]**

PRO: Dependable backup receiver who runs precise routes and has a good feel for the game... Sure-handed veteran who can also lend a hand in punt return role... In six-year NFL career, has caught 69 passes for 739 yards and three touchdowns... Best statistical season came in 1997 while with the Colts when he reeled in 25 balls for 253 yards and a TD... Also has returned 23 punts in his career for 189 yards (8.2 avg.) — 17 of the returns also came in '97... Signed with the Lions September 1, 1998 and proved to be valuable addition to the team's roster during the 1998-99 campaigns... Originally selected by the Denver Broncos in the eighth round of the 1993 NFL Draft (210th overall)... Spent '93 training camp with the Broncos, but was released on August 24, 1993... Subsequently signed with the Indianapolis Colts two weeks later and was on their practice squad the remainder of the '93 season... Played for the Colts from 1994-97, but signed as an unrestricted free agent with the New England Patriots on March 19, 1998... Released by the Patriots during 1998 training camp and latched on with the Lions shortly thereafter. **1999:** Veteran backup receiver in second year with the Lions to serve as squad's fourth receiver... Caught 11 passes for 119 yards on the year, including a four-yard TD grab at Carolina (10/24), which was his first score as a Lion... Was thrust into a more prominent role with Herman Moore out with knee injuries in Games 1-10, but saw playing time diminish following Moore's return... Started the first two games of his career in three-receiver sets vs. Green Bay (9/19) and at Carolina (10/24)... Included in catches vs. Minnesota (10/17) was a key 17-yarder on team's game-winning drive with no timeouts remaining (other catch on the day was



STABLEIN'S SINGLE-GAME BESTS

RECEPTIONS: 5 vs. New England 10/20/96;
at New England 11/24/96
RECEIVING YARDS: 48 vs. St. Louis 11/7/99
TOUCHDOWNS: 1 (three times; Last at Carolina 10/24/99)
LONG RECEPTION: 42 vs. St. Louis 11/7/99

STABLEIN'S OFFENSIVE STATISTICS

Year	Receptions	Yards	Average	Long	TD's
1993 (Indy.)			PRACTICE SQUAD		
1994 (Indy.)	0	0	0.0	0	0
1995 (Indy.)	8	95	11.9	16	0
1996 (Indy.)	18	192	10.7	30†	1
1997 (Indy.)	25	253	10.1	30	1
1998 (Det.)	7	80	11.4	15	0
1999 (Det.)	11	119	10.8	42	1
Career	69	739	10.7	42	3

- Stablein's brother, Chris, was a teammate (1987-90) while both played collegiately at Ohio State.
- Stablein's college quarterback was current ESPN college football analyst Kirk Herbstreit.

a seven-yarder)... Big play vs. St. Louis (11/7) on a come-back career-long 42-yard grab from Charlie Batch — 48 receiving yards in two catches on the day set a new career-high... Returned his lone punt of the season nine yards at Minnesota (1/2) after Desmond Howard left the game with muscle spasms in his neck... Reeled in season-high three passes for 32 yards in NFC Wild Card Playoff Game at Washington (1/8). **1998:** Signed September 1 by Lions to add depth to receiving corps... Saw action predominantly as team's fourth receiver throughout '98 and caught seven passes for 80 yards... Saw first extended playing time of the season as third receiver (Moore out) vs. Chicago with two catches for 21 yards... Also was in third receiver role the following week at Tampa Bay (11/22) and caught two more balls for 26 yards... Equaled season-high with two catches for 22 yards vs. Atlanta (12/20) as third receiver (Germane Crowell inactive), but sprained his knee making a fair catch in punt return role... He had made three fair catches in that game prior to the injury, which kept him out of season finale at Baltimore (12/27)... Saw

PLAYER BIOGRAPHIES

time on special teams (five tackles) as well. **1997:** Played in all 16 games in reserve role for the Colts and set career-highs with 25 receptions for 253 yards and a touchdown... Collected 14 of his 25 receptions on third-down, with 23 of those coming from shotgun formation... Also returned 17 punts for 133 yards (7.8 avg.)... Made three receptions for 35 yards, in addition to returning three punts for 48 yards vs. New England (9/7)... Caught four passes for 47 yards vs. N.Y. Jets (10/6)... Reeled in a two-point conversion in win over Green Bay (11/16)... Had four grabs for 36 yards at New England (11/30)... Tied his then-career-best with a 30-yard reception at Minnesota (12/21). **1996:** Saw backup action in all 16 games for the Colts, in addition to time in AFC Wild Card Playoff Game... Made 18 receptions for 192 yards (10.7 avg.) and a touchdown... Also returned six punts for 56 yards, including a career-long 30-yarder... Scored his first career touchdown vs. Baltimore (10/13) on a 30-yard pass from Jim Harbaugh, which was the longest reception of his career at the time... Reeled in three balls for 29 yards in the Colts' AFC Wild Card Playoff Game at Pittsburgh (12/27). **1995:** Played in 15 regular season games (reserve) and all three playoff games for the Colts... Made the first eight receptions of his career for 95 yards (11.9 avg.), in addition to work on Colts' special teams (four tackles)... Inactive at N.Y. Jets (9/10), but saw action in every other game... Caught a pair of passes in two games — at Buffalo (9/17) and at Oakland (10/22)... Had one reception in four other contests — vs. Cincinnati (9/3), vs. Buffalo (11/5), at New Orleans (11/12) and vs. San Diego (12/17)... Recovered onside kicks to preserve three victories during '95 — vs. St. Louis (10/1), vs. Miami (11/26) and at Jacksonville (12/10)... Played in all three of the Colts' playoff games, catching one ball for 18 yards in the AFC Championship Game at

Pittsburgh (1/14). **1994:** Was on the Colts' roster for the entire season, but did not appear in any game-action... Suffered dislocated left elbow returning a punt in preseason game vs. Cleveland (8/25), which forced him inactive for the season's first seven outings... Dressed, but did not play vs. Washington (10/23) and at Seattle (12/4)... Was inactive for the remaining seven games. **1993:** After being released by the Broncos in training camp, signed with the Colts on September 7, and spent the remainder of the '93 campaign on Indianapolis' practice squad.

COLLEGE and PERSONAL: Four-year letterwinner at Ohio State (1989-92) who finished his collegiate career with 96 receptions for 1,289 yards and four touchdowns... Finished fourth in the Big Ten in receptions (53) for 643 yards and two touchdowns as a senior in 1992... Also returned 16 punts for 99 yards (6.2 avg.) as a senior... Recipient of the Paul Warfield Award in both 1991 and 1992, given annually to Ohio State's best wide receiver... Had at least one reception in every game as a junior in 1991, totaling 26 catches for 381 yards... Ranked third in the Big Ten in 1991 with 18 punt returns for 154 yards (8.6 avg.)... Talled 10 grabs for 161 yards and a TD as a sophomore in 1990... Had seven catches for 104 yards and a TD as a freshman in 1989... Redshirted in 1988... Three-year letterwinner in football and track and field at McDowell (Erie, Pa.) High School... His brother, Chris, was a teammate of his at Ohio State (1987-90)... Another brother, Scott, was a U.S. Marine who served in Operation Desert Storm in the Persian Gulf in the early 1990s... His youngest brother, Todd, played basketball at Gannon University... He and wife, Shannon, were married in June 1998 and have a son, Trey Matthew, who was born on 2/12/99.

11

STEVE STENSTROM

Quarterback

Stanford

Ht: 6-2

Born: 12/23/71

6th Year

Wt: 206


(FA in '00)

GAMES PLAYED STARTED: 1995 (0/0); 1996 (1/0); 1997 (3/0); 1998 (7/7); 1999 (6/3)
TOTAL: (17/10)

PRO: Veteran signal-caller signed by Lions on February 21, 2000 to add depth to quarterback position... Originally selected in the fourth round of the 1995 NFL Draft (134th overall) by the Kansas City Chiefs — spent first part of his rookie season there before being claimed by the Chicago Bears off waivers (September 13, 1995)... Played in Chicago through the 1998 campaign and spent 1999 with the San Francisco 49ers... Most extensive playing time in his career came in 1998 when he started seven games for the Bears... Saw action in six contests a year ago, with three starts... Has completed 177-of-314 passes (.564) for 1,895 yards in five-year NFL career. **1999:** Signed with 49ers as an unrestricted free agent on July 1, 1999 to serve as backup to starter Steve Young... Ended up seeing action in six contests (three starts), completing 54-of-100 passes for 536 yards... Began season as inactive third-stringer for the first three weeks and dressed, but did not play in the next three games... Saw first game-

STENSTROM'S SINGLE-GAME BESTS

PASS ATTEMPTS:	42 at Minnesota 12/6/98
COMPLETIONS:	25 at Minnesota 12/6/98
PASSING YARDS:	303 at Minnesota 12/6/98
PASSING TD'S:	1 (four times; Last vs. Green Bay 12/27/98)
LONG PASS:	48 vs. St. Louis 11/8/98
RUSHING ATTEMPTS:	5 at Atlanta 11/22/98
RUSHING YARDS:	18 at Atlanta 11/22/98
LONG RUSH:	14 vs. St. Louis 11/8/98
RUSHING TD'S:	1 at Minnesota 12/6/98; at Green Bay 12/13/98



action of '99 at Minnesota (10/24), replacing Jeff Garcia late in the fourth quarter — completed all four of his passes for 13 yards... Also replaced Garcia early in the fourth quarter vs. Pittsburgh (11/7), completing five-of-15 passes for 54 yards... Earned first start of the year the following week at New Orleans (11/14), completing 18-of-32 passes for 157 yards... Started the next two games as well — vs. St. Louis (11/21) and vs. Green Bay (11/29)... Completed seven-of-12 passes for 108 yards in game with Rams and 19-of-35 passes for 195 yards in Monday night game with Packers... Dressed, but did not



play the following week at Cincinnati (12/5)... Temporarily replaced Garcia in the third quarter (concussion) vs. Atlanta (12/12) and completed one of his two passes for nine yards... Dressed, but did not play in the season's final three games. **1998:** Saw the most extensive action of his pro career, starting all seven games in which he appeared (seven of last eight games of the season)... Set career-highs in all passing categories, completing 112-of-196 passes for 1,252 yards and four touchdowns... Did not play in the season's first eight games, but got first career starting call vs. St. Louis (11/8)... Completed 15-of-25 passes for 154 yards and a TD in that game... Started the next week at Detroit (11/15) and completed 13-of-25 passes for 159 yards, before leaving the contest with a sprained shoulder... Started third straight game at Atlanta (11/22), and rushed five times for 18 yards (both career-highs) but did not see action the following week vs. Tampa Bay (11/29)... Enjoyed best statistical game of his career at Minnesota (12/6), completing 25-of-42 passes for 303 yards (all career-highs), in addition to scoring his first career touchdown (four-yard run)... Started the final three games of '98 as well, with the best outing coming vs. Baltimore (12/20) with 19-of-28 passing for 202 yards in Bears' 24-3 win over Ravens. **1997:** Backup QB for Bears for third year who appeared in three games (all as a reserve), completing eight-of-14 passes for 70 yards... Inactive third-stringer for season's first six games and the final three contests of '97 as well... Saw first game-action of '97 vs. Washington (11/2), replacing Erik Kramer in the fourth quarter, and completed four-of-five passes for 50 yards and an interception... Replaced the injured Kramer once again in the fourth quarter for two series vs. N.Y. Jets (11/16)... Backup duty at Detroit (11/27) as well, completing three-of-four passes for 19 yards. **1996:** First full year in Chicago saw him appear in one game as a backup - vs. Green Bay (10/6)... That game was his first appearance as a pro and he completed three-of-four passes for 37 yards... Was inactive third-stringer in season's first four games... Placed on Injured Reserve

STENSTROM'S CAREER OFFENSIVE STATISTICS

Year	PASSING							RUSHING				
	Att.	Comp.	Yds.	Pct.	Long	TD	Int.	No.	Yds.	Avg.	Long	TD
1995 (KC/Chi.)	0	0	0	0.0	0	0	0	0	0	0.0	0	0
1996 (Chi.)	4	3	37	75.0	28	0	0	0	0	0.0	0	0
1997 (Chi.)	14	8	70	57.1	18	0	2	1	6	6.0	6	0
1998 (Chi.)	196	112	1,252	57.1	48	4	6	18	79	4.4	14	2
1999 (S.F.)	100	54	536	54.0	32	0	4	3	15	5.0	8	0
Career	314	177	1,895	56.4	48	4	12	22	100	4.5	14	2

- Stenstrom's wife, Lori, was an All-American swimmer at Stanford while both attended the school.
- Stenstrom's 72 career touchdown passes during college rank second in both Pac 10 and Stanford history, trailing only John Elway's 77 touchdown passes.

October 9 with a broken bone in his ankle suffered in game three days earlier. **1995:** Did not see any game-action in rookie campaign... Began '95 season season on Chiefs' roster, but was waived on September 12... Claimed off waivers by Chicago the following day and added to the Bears' 53-man roster on September 25... Spent the final 12 weeks of his rookie season on the Bears' active roster, but did not see action as inactive third-stringer.

COLLEGE and PERSONAL: Enjoyed record-setting four-year career at Stanford, leaving Palo Alto having broken or tied 11 school passing records and seven Pac 10 career passing standards... Ended collegiate career having completed 833-of-1,320 attempts (.631) for 10,531 yards and 72 touchdowns... Started 39-of-41 games in his collegiate career... His 72 touchdown passes ranked second in both school and conference history, trailing only John Elway's 77 touchdown throws... Recorded 19 career 300-yard passing days and eclipsed the 400-yard mark on four occasions... Majored in public policy at Stanford... Prepped at El Toro (Calif.) High School and earned All-State and All-League honors as a senior in 1990 completing 79-of-117 passes (.675) for 2,175 yards and 25 touchdowns... Wife, Lori, claimed NCAA Championship in breaststroke as a member of the Stanford swim team and was a 17-time All-American during her collegiate career... He and Lori, have a daughter, Brooke (11/19/97) and a son, Blake, (3/3/00).

34

JAMES STEWART

Running Back

Tennessee

6th Year

Ht: 6-1

Wt: 227

Born: 12/27/71

(UFA in '00 - Jax.)



GAMES PLAYED/STARTED: 1995 (14/8); 1996 (13/11) [3/0]; 1997 (16/5) [1/0]; 1998 (3/3); 1999 (14/7) [2/0] **TOTAL:** (62/34) [6/0]

PRO: Signed by Lions as an unrestricted free agent on February 14, 2000... Played the first five seasons of his pro career with Jacksonville after being selected by the Jaguars in the first round of the 1995 NFL Draft (19th overall)... Left the Jaguars as the franchise's all-time leader in rushing attempts (765), rushing yards (2,951) and rushing touchdowns (33)... Led Jacksonville in rushing in each of their first two seasons (1995-96)... Has been quite productive during career, despite sharing running duties with Natrone Means and Fred Taylor – since 1997, in the 16 games in which he has had at least 15 carries, he has rushed for 1,329 yards and 17 touchdowns... Well-rounded runner who will be looked upon to jump-start Lions' rushing attack in years to come... Combines good straight-line speed with shifty moves in the open field... Has also shown to be valuable weapon in passing game in pro career, with 119 receptions for 853 yards and five touchdowns... Was the 19th overall pick in the 1995 NFL Draft, and the fourth running back chosen behind Ki-Jana

STEWART'S SINGLE-GAME BESTS

RUSHING ATTEMPTS: 30 vs. Pittsburgh 12/2/99
RUSHING YARDS: 145 vs. Pittsburgh 12/2/99
RUSHING TD'S: 5 vs. Philadelphia 10/12/97
LONG RUSH: 44t at Carolina 9/19/99
RECEPTIONS: 5 (three times; Last vs. New Orleans 11/21/99)
RECEIVING YARDS: 53 vs. New Orleans 11/21/99
RECEIVING TD'S: 1 (five times; Last at Chicago 9/6/98)
LONG RECEPTION: 40 at Tennessee 11/2/97
COMBINED YARDS: 144 vs. Pittsburgh 12/2/99

STEWART'S OFFENSIVE STATISTICS

1999 Date	Opp.	RUSHING					RECEIVING				
		No.	Yards	Avg	Long	TD's	No.	Yards	Avg.	Long	TD's
9/12	SF	4	15	3.8	6	1	0	0	0.0	0	0
9/19	@ Car	27	124	4.6	44t	2	1	11	11.0	11	0
9/26	TENN	25	98	3.9	40	0	2	1	0.5	2	0
10/3	@ Pit	21	73	3.5	7	0	1	7	7.0	7	0
10/11	@ NYJ	26	96	3.7	14	1	2	11	5.5	9	0
10/17	CLE	23	58	2.5	9	1	3	12	4.0	5	0
10/31	@ Cin	10	32	3.2	11	2	1	-2	-2.0	-2	0
11/7	@ Atl	2	11	5.5	7	0	0	0	0.0	0	0
11/14	BALT	18	25	1.4	8	0	2	6	3.0	3	0
11/21	NO	16	87	5.4	17	2	5	53	10.6	19	0
11/28	@ Balt	20	46	2.3	9	1	3	10	3.3	7	0
12/2	PIT	30	145	4.8	40	1	1	-1	-1.0	-1	0
12/13	DEN	18	79	4.4	15	2	0	0	0.0	0	0
12/19	@ Cle	INACTIVE — INJURY									
12/26	@ Tenn	DID NOT PLAY									
1/2	CIN	9	42	4.7	11	0	0	0	0.0	0	0
1999 (Jax.)		249	931	3.7	44t	13	21	108	5.1	19	0
1995 (Jax.)		137	525	3.8	22	2	21	190	9.0	38	1
1996 (Jax.)		190	723	3.8	34	8	30	177	5.9	21t	2
1997 (Jax.)		136	555	4.1	33	8	41	336	8.2	40	1
1998 (Jax.)		53	217	4.1	30	2	6	42	7.0	19	1
Career		765	2,951	3.9	44t	33	119	853	7.2	40	5

Carter, Tyrone Wheatley and Napoleon Kaufman. 1999: Very productive season for 14-2 Jaguars, setting career-highs in rushing attempts (249), rushing yards (931) and rushing touchdowns (13) despite splitting time with Fred Taylor and starting only seven games... His 13 rushing touchdowns shared the AFC lead (Edgerin James) and his 931 yards rushing tied him for ninth in the AFC... Rushed for then-career-high 124 yards in second game of '99 at Carolina (9/19) after Taylor had left the contest with an injury... First start of season came the following week vs. Tennessee (9/26), gaining 98 yards in 25 carries – also made 100th

career reception in the game... In 50th game of his career, came off the bench at Pittsburgh (10/3) to rush 21 times for 73 yards... Received starting nod at N.Y. Jets (10/11) and rambled for 96 yards and a TD in 26 carries... First multi-TD game of season (two) came at Cincinnati (10/31) with both scoring runs coming from one yard... Big game vs. New Orleans (11/21) – started and rushed for 87 yards and two scores in 16 carries, in addition to matching career-best with five receptions for career-high 53 yards... Scored game-winning four-yard TD run at Baltimore (11/28) – score was his 10th rushing TD of the season... Started sixth

**JAMES STEWART'S 100-YARD RUSHING GAMES**

DATE	OPPONENT	No.	Yds	Avg	Long	TD
10/20/96	at St. Louis	29	112	3.9	14	2
10/12/97	PHILADELPHIA	15	102	6.8	21	5
9/5/98	at Chicago	26	115	4.4	30	1
9/13/98	KANSAS CITY	26	103	4.0	17	1
9/19/99	at Carolina	27	124	4.6	44t	2
12/2/99	PITTSBURGH	30	145	4.8	40	1

- Stewart is one of four players in NFL history to rush for five-or-more touchdowns in a single game. He accomplished this feat while playing for the Jacksonville Jaguars vs. the Philadelphia Eagles on October 12, 1997.
- Since the beginning of the 1997 season, Stewart has rushed for 1,329 yards and 17 touchdowns in the 16 games in that span where he recorded at least 15 rushing attempts in a game.

game of '99 vs. Pittsburgh (12/2) and erupted with 30 carries for 145 yards (both career-bests) and a TD... Fourth multi-TD (two) game of season vs. Denver (12/13), giving him 13 for the season... Inactive (foot) at Cleveland (12/19) and dressed, but did not play at Tennessee (12/26)... Rushed 11 times for 62 yards and a TD in AFC Divisional Playoff Game vs. Miami (1/15)... Rushed three times for 35 yards in AFC Championship Game vs.

Tennessee (1/23), including a 33-yard jaunt. 1998: After a fast start to '98 campaign, suffered season-ending knee injury vs. Baltimore (9/20)... Had rushed for more than 100 yards in each of the season's first two games, including being named AFC Offensive Player of the Week for his effort at Chicago (9/6) when he rushed 26 times for then-franchise record 115 yards and a touchdown... Also caught a seven-yard TD reception, with the outing serving as the sixth multi-TD game of his career and the 26 carries being the second-highest single-game total of his career at the time... Became the first Jaguar to post back-to-back 100-yard rushing games (third and fourth of his career) the following week with 103 yards and a TD in 26 carries vs. Kansas City (9/13)... Injured his knee on the third play from scrimmage in game with Ravens and was placed on Injured Reserve three days later... Finished the season with 53 carries for 217 yards (4.1 avg.) and two touchdowns, along with six catches for 42 yards (7.0 avg.) and a TD. 1997: Played in all 16 games (five starts), sharing time at halfback with Natrone Means... Finished season with 555 yards in 136 carries (career-high 4.1 avg.) and eight touchdowns (tied for team-high)... His 41 receptions ranked third on the squad and was fifth among AFC running backs... Recorded third career multi-TD game of his career (two) in reserve role vs. N.Y. Giants (9/7)... Rushed 13 times for 58 yards vs. Cincinnati (10/5) and caught a seven-yard TD reception... Exploded vs. Philadelphia (10/12) becoming one of only four players in NFL history to score five rushing touchdowns in a game and one of only 12 players in history to score five total touchdowns in a game... The effort marked pro football's first five-rushing-TD performance since Buffalo's Cookie Gilchrist (12/8/63), with others being Cleveland's Jim Brown (11/1/59) and an NFL-record six rushing scores by Chicago Cardinals' Ernie Nevers (11/28/29), which stands as the NFL's oldest record... Stewart finished the game with 15 carries for 102 yards and TD runs of seven, eight, two, one and one yard... Named AFC Offensive Player of the Week for his effort... Most active span of season came in next four games with 17, 16, 17 and 10 carries, respectively, for 232 yards... Reserve duty in AFC Wild Card Playoff Game at Denver (12/27), making only one rush for six yards, but catching three passes for 46 yards (long of 26). 1996: Team's leading rusher with 723 yards and 10 touchdowns in 190 attempts... Total included two games of two rushing touchdowns apiece, and one other in which he recorded a rushing and receiving score... Began season with 25 carries for 77 yards and a TD vs. Pittsburgh (9/1)... Enjoyed first multi-TD game of career vs. Carolina (9/29) with 21 carries for 96 yards... Equalled his career-high with 110 combined yards from scrimmage at New Orleans (10/6), gaining 79 yards on 24 runs and 31 yards on a then-career-high four receptions... Posted his first career 100-yard rushing game at St. Louis (10/20) with a then-team-record 29 attempts for 112 yards and two touchdowns... Gained 80 yards in 14 carries for a season-high 5.7 avg. at Cincinnati (10/27), including a career-long 34-yard jaunt... Third multi-TD game of season came vs. Baltimore (11/10) — one rushing, one receiving... Suffered a sprained toe in game at Pittsburgh (11/17), forcing him to dress, but not play at Baltimore (11/24) and to the inactive list for three of the last four regular season games... Recorded one carry for

no yards in AFC Wild Card Playoff Game at Buffalo (12/28)... Had eight rushes for 19 yards and a 25-yard reception at Denver (1/4) in AFC Divisional Playoff Game... Ran seven times for 44 yards at New England (1/12) in AFC Championship Game. 1995: Played in 14 games (eight starts) as a rookie in '95, rushing for 525 yards in 137 attempts... Busy day with 20 carries for 54 yards at N.Y. Jets (9/17)... Scored first career touchdown vs. Pittsburgh (10/8) on a six-yard jaunt... Three yards shy of first 100-yard rushing game vs. Chicago (10/15) with 17 carries for 97 yards, in addition to catching the first receiving touchdown of his career (seven yards)... Had only 30 carries in the next six games, but enjoyed an outstanding outing vs. Indianapolis (12/10) with 19 rushes for 92 yards and a TD... Sprained his foot in that game, which forced him inactive at Detroit (12/17).

COLLEGE and PERSONAL: Left Tennessee as school's career record-holder with 2,890 rushing yards and 531 carries, breaking old marks held by Curt Watson and Johnnie Jones, respectively... His 35 touchdowns rushing were topped only by Gee McEver's 37 scores from 1928-31... Second-team All-SEC as a senior in 1994, when he led the Vols with a career-high 1,028 yards and 11 touchdowns on 170 carries (6.1-yard avg.), becoming the sixth player in school history to gain more than 1,000 yards rushing in a season... Also had 17 receptions for 147 yards and three touchdowns that year... Scored four touchdowns in game vs. UCLA in '94 to tie a school single-game record... Second on squad as a junior in 1993 with 86 carries for 537 yards (6.2 avg.) and a team-high nine touchdowns, while backing up Charlie Garner... Also had 12 catches for 89 yards (7.4-yard avg.) in '93... Second on the team with 386 yards and seven touchdowns on 85 carries (4.5-yard avg.) as a sophomore in 1992... Also caught seven passes for 121 yards (17.3-yard avg.) and a TD in '92... Led Tennessee in rushing (839 yards and eight touchdowns in 190 carries) as a true freshman in 1991... Also caught 18 passes for 106 yards that year... Rushed for 101 yards and a TD in a victory over Louisville in his first collegiate game... Majored in sports management... Rushed for 3,469 yards and 43 touchdowns and intercepted 17 passes during his high school career, as a three-year starter at tailback and free safety... Top 50 prep selection in 1990 by the Atlanta Journal-Constitution and top 25 from the Knoxville News-Sentinel at West High in Morristown, Tenn... Set Inter-Mountain Conference season records with 156 points and 25 touchdowns as a prep senior, gaining 1,589 yards on 160 carries... All-Area choice as a prep junior in 1989... Also lettered in track, winning the conference title in the high jump as a junior... Averaged 24.0 points per game as a guard for the basketball team and also played centerfield for the baseball team... Participated in numerous team-sponsored charity events throughout the year while playing in Jacksonville... Sponsored the purchase and training of a seeing-eye dog in 1998 for Southeastern Guide Dogs that was matched with a blind person... Nicknamed "Little Man" by his father... Has one brother and five sisters... Full name is James Otis Stewart III... He and his wife, Jennifer, have a daughter, Alyssa, who was born May 25, 1998.

38

RYAN STEWART

Safety

Georgia Tech

Ht: 6-1

Born: 9/30/73

5th Year

Wt: 207

(D-3 in 1996)



GAMES PLAYED/STARTED: 1996 (14/2); 1997 (8/0) [1/0]; 1998 (16/0); 1999 (2/0)
TOTAL: (40/2)

PRO: Spent most of first four pro seasons playing reserve role in secondary and active part on team's special teams (33 special teams stops in career)... Has made significant improvements in several facets of his game since being re-signed midway through the 1997 campaign following his release in training camp... Most significant time on defense thus far in pro career came as a rookie in 1996 when he played in 14 games, including his only two pro starts... Lions' third round selection in 1997 NFL Draft (76th overall). 1999: Backup strong safety who saw his season cut short

by a groin injury suffered vs. Green Bay (9/19)... Had seen nickel action in Lions' first two games of '99, with his lone tackle on defense being a sack (first of career) of John Kitna in season opener at Seattle (9/12)... Also notched two special teams tackles prior to injury... Pulled groin forced him inactive for the subsequent four games following the injury, and was placed on Injured Reserve on October 30. 1998: Backup strong safety in '98 and member of several of team's special teams units... Recorded career-high 20 special teams tackles, ranking fourth on the squad... Most significant playing time on defense in '98 came in season finale at Baltimore (12/27) with starter Ron Rice out with a concussion — made season-high three tackles and forced a fumble, which was recovered by teammate Kevin Abrams... Prior to that game, the vast majority of playing time in '98 had come on special teams... Pitched in with three special teams tackles at Chicago (10/4) and vs. Minnesota (10/25)... Season-high four special teams tackles at Philadelphia (11/8). 1997: Returned to club on October 30 after being released in training camp... Played in final eight contests of the year (special teams) and made five tackles... Led squad with two special teams tackles in NFC Wild Card Playoff Game at Tampa Bay (12/28). 1996: Playing time increased as rookie year went along... Became key cog in nickel and dime packages late in the season... One of club's most active special teams performers as well (six tackles)... Six tackles in first career start vs. Atlanta (10/6) and their run 'n shoot attack... Also started in nickel role vs. Seattle (11/17), recording lone interception of his career (14-yard return)... Suffered broken hand vs. Kansas City (11/26), forcing him inactive for next two contests — vs. Minnesota (12/8) and vs. Green Bay (12/15)... Prior to injury vs. Chiefs, recorded career-high seven tackles... Returned from two-game absence with two tackles in season finale at San Francisco (12/23).

STEWART'S SINGLE-GAME BESTS

TACKLES: 7 vs. Kansas City 11/28/96
INTERCEPTIONS: 1 vs. Seattle 11/17/96
INT. RETURN: 14 vs. Seattle 11/17/96

STEWART'S DEFENSIVE STATISTICS

Year	TACKLES			Sacks No/Yds	Int's No/Yds	Passes Def.	Fumbles Rec./For.	Spec. Teams
	Total	Solo	Asst.					
1996	32	23	9	0/0	1/14	1	0/0	6
1997	0	0	0	0/0	0/0	0	0/0	5
1998	3	3	0	0/0	0/0	0	0/1	20
1999	1	1	0	1/6	0/0	0	0/0	2
Career	36	27	9	1/6	1/14	1	0/1	33

- Stewart received his degree in business management from Georgia Tech in May 1998.
- Stewart has recorded both the only sack and interception of his pro career vs. Seattle — the sack came at the Kingdome on September 12, 1999 and the interception was made during his rookie year on November 17, 1996.

COLLEGE AND PERSONAL: First-team All-American Dream Team and All-Atlantic Coast Conference selection by The NFL Draft Report as a senior in 1995... Manned the strong safety position, recording 58 tackles with a 14-yard sack and four stops for losses of 11 yards, in addition to causing and recovering a fumble... Also deflected five passes and had three interceptions for 62 yards in returns with a touchdown in '95... Was shifted to free safety as a junior in 1994, but suffered a left knee injury in the season opener vs. Arizona... Finished with 36 tackles and a fumble recovery... Selected ACC Defensive Back of the Week as he made 11 tackles, recovered a fumble and deflected a pass vs. Arizona... Named the team's Outstanding Defensive Player in '94 spring drills... Played behind David Hendrix at strong safety as a sophomore in 1993... Recorded 60 tackles with a sack and two pass deflections that year... Earned his first varsity letter as he saw action strictly on special teams his first season (1992)... Redshirted in 1991... Super Prep All-American selection at Berkeley (Moncks Corner, S.C.) High School... Rated the 19th-best prospect in the Mid-Atlantic region and the 12th-best defensive back in the country by that publication... Rated the second-best safety in the nation by Max Emmlinger's Blue Chip recruiting guide... Added All-State first-team honors from the Charleston News and Courier, Greenville News and Columbia State-Journal... Two-time team Most Valuable Player... Lettered three times in football as a defensive back and running back... Had 10 interceptions during his prep career... Gained 780 yards with 12 touchdowns rushing and returned three punts for scores as a senior in 1990, earning Low Country Defensive Player of the Year honors... Also lettered twice in both basketball and track during high school career... Received degree in business management in May 1998... Received an award from the College Football Association for outstanding community service work in the Atlanta area... Active participant in Lions' school assembly program... Born in Moncks Corner, South Carolina.



29

KYWIN SUPERNAW

Safety

Indiana

Ht: 6-1

Born: 6/2/75

3rd Year

Wt: 206

(FA in '98)



GAMES PLAYED/STARTED: 1998 (2/0); 1999 (2/0) **TOTAL:** (4/0)

PRO: Third-year reserve safety who was signed originally as an undrafted rookie free agent by Lions on April 24, 1998... Has yet to stick with the club for an entire campaign, spending the majority of his rookie season on the team's practice squad and the latter part of 1999 on Injured Reserve... Has appeared in four games in pro career, two each in both 1998 and '99... Hard-hitting safety who coaches feel has a good upside. **1999:** Second year in Lions' organization saw him appear in two games as a reserve safety and on special teams... Inactive for first two games of '99... Made first appearance of '99 in special teams role at Kansas City (9/26) and tied for team-high with three tackles... Saw similar action the following week vs. San Diego (10/10), but suffered severely sprained ankle, which forced him onto Injured Reserve four days later. **1998:** Undrafted rookie free agent signed by the Lions on April 24, 1998... Spent the majority of his rookie season on Detroit's practice squad... Activated to team's active roster on December 1, 1998 and saw game-action (special teams) in two of the subsequent four games... Made three special teams tackles in each of the two games he played — at Jacksonville (12/6) and at Baltimore (12/27)... Was inactive for the other two games in which he was on the Lions' 53-man roster — at San Francisco (12/14) and vs. Atlanta (12/20).

- Supernaw tied for the team-lead with three special teams tackles in his first appearance of the 1999 season, at Kansas City on September 26.
- Supernaw served as the starting strong safety on Northeastern Oklahoma A&M's 1994 national championship team.

COLLEGE and PERSONAL: Starter at free safety for Hoosiers in all 11 games as a senior in 1997... Honorable mention All-Big Ten pick by both coaches and media in '97... Played in 1998 Hula Bowl... Voted one of team's five captains prior to senior season... Second on team in tackles as a senior with career-best 123 stops... Also had three interceptions in '97, including a 90-yarder for touchdown vs. Illinois (fifth-longest INT return in school history)... Made 38 tackles (eighth on team), had two interceptions and broke up two passes as a junior in 1996... Limited to eight games played in '96 due to injuries (three starts)... Career-high 12 tackles in contest vs. Northwestern in '96... Transferred to Indiana in 1995 after playing two years at Northeastern Oklahoma A&M... Starting strong safety on A&M's 1994 national championship team... Won three letters at Skiatook (Okla.) High School as wide receiver, running back and defensive back... All-District and All-State honors as a prep standout... One of several Lions to achieve college degree in 2000 off-season.

25

TY TALTON

Safety

Northern Iowa

Ht: 5-11

Born: 5/10/76

2nd Year

Wt: 201

(D-5 in '99)

GAMES PLAYED/STARTED: 1999 (12/0) [1/0] **TOTAL:** (12/0) [1/0]

PRO and 1999: Second-year reserve safety who spent majority of rookie season becoming comfortable with the intricacies of the pro game and as one of Lions' most productive special teams players... Lions traded two picks to Philadelphia to move up to select him in the fifth round of the 1999 NFL Draft (137th overall)... Has made the switch to safety as a pro after playing cornerback in college... Saw action in 12 games for the Lions as a rookie, finishing with 13 special teams tackles, but none on defense... Also recorded six kickoff returns for 121 yards, with four of those coming in regular season finale at Minnesota (1/2) after Desmond Howard left the game with muscle spasms in his neck... Was inactive for first two games of '99, and saw his first NFL game-action at Kansas City (9/26)... Released by Lions on September 30 and was claimed by Oakland the next day (inactive in only week on Raiders' roster)... Released by Raiders on October 12, and re-signed to Lions' 53-man roster two days later... Saw special teams action in 11 of subsequent 12 games after being re-signed by Detroit... Play vs. Tampa Bay (10/31) included downing two punts at the Bucs' one yard-line... Team season-high five special teams stops vs. St. Louis (11/7).

- Talton intercepted three passes in his first collegiate start, which came in 1995 vs. Iowa.
- Among highlights of Talton's rookie season in 1999 was downing two punts at Tampa Bay's one-yard line in the teams' Halloween night matchup.



COLLEGE and PERSONAL: Finished collegiate career as one of school's top all-around defenders and return specialists... Holds Northern Iowa's all-time career record with 1,991 yards on kickoff returns... Also broke all-time school standards for both interceptions (22) and interception return yards (268)... Started 48 of a possible 49 games at left cornerback... Recorded 77 kickoff returns for 2,223 yards and three TD's while in college (all as a sophomore in 1996)... Consensus Division 1-AA All-American and All-Gateway Conference first-team selection for the third consecutive season as a senior in 1998... Manned the left cornerback position that year, recording 48 tackles and a pair of blocked kicks on special teams... Also had two interceptions and nine pass deflections in '98... Ran 29 yards for a touchdown on a reverse vs. Winona State in '98... Earned second-team All-American honors as a defensive back and third-team accolades as a kick returner from Football Gazette and The Sports Network as a junior in 1997... All-Gateway Conference first-team choice as well... Started every game at left cornerback, recording 61

tackles and three interceptions... Returned 25 kickoffs for 604 yards (24.2 avg)... All-American second-team defensive pick by The Sports Network, adding third-team honors as a kick returner from Football Gazette as a sophomore in 1996 as well as All-Gateway Conference first-team choice (first of three straight years)... Started 14 games at left cornerback, recording 71 tackles and nine pass deflections... Led the conference and ranked seventh in the nation with a school season-record nine interceptions... His 182 interception return yards also established a UNI season-mark... Ranked seventh in Division 1-AA with 27 kickoffs for 927 yards (34.3 avg) and a school season-record three touchdowns... 927 return yards also set an all-time UNI seasonal standard... Returned a kickoff 95 yards for a touchdown vs. St. Cloud State... Returned an interception 65 yards for a score vs. Stephen F. Austin and caused a fumble which he recovered... Returned six kickoffs for a school-record 197 yards at Iowa State... Forced a fumble and had a 95-yard kickoff return for a touchdown vs. McNeese State... Added a 97-yard kickoff return for a TD in playoff game vs. Eastern Illinois... Appeared in all 13 games (12 as a starter at left cornerback) as a freshman in 1995... Recorded a career-high 76 tackles with 12 pass deflections and led the squad with eight interceptions for 57 yards that year... Came off the bench vs. Stephen F. Austin in his first game as a Panther to post a career-high 12 tackles with a pair of pass break-ups... Earned his first start the following week at Iowa, and responded with five solo tackles and career-high three interceptions for 30 yards... Redshirted in 1994 after first joining the basketball team as a walk-on... Also competed with the track team as a sprinter... All-Conference and All-State selection in basketball at Turner (Beloit, Wisc.) High during his senior year in 1993... Added All-Conference honors as a fullback in football the same year... Finished second in the state finals in the 100-meter dash event three straight years... Physical Education major at Northern Iowa... Son of Onia and Butler Talton.



96

HENRY TAYLOR

Defensive Tackle

South Carolina

3rd Year

Ht: 6-2

Wt: 295

Born: 11/29/75

(FA in '98)



GAMES PLAYED/STARTED: 1998 (1/0) **TOTAL:** (1/0)

PRO: Third-year defensive tackle who has spent the majority of his first two NFL seasons on the Lions' practice squad... Spent 2000 NFL Europe season as a starting defensive tackle for the Frankfort Galaxy, collect-

- Taylor was a starting defensive tackle for the Frankfort Galaxy of NFL Europe this spring.
- Taylor's lone appearance of his NFL career came in Detroit's Monday night game at San Francisco on December 14, 1998.

ing 26 tackles and a team-high six sacks... Originally signed into the NFL by the San Diego Chargers in April 1998. **1999:** Spent '99 training camp with the Lions, but was released on September 5 and signed to the team's practice squad two days later... Remained on practice squad throughout the entire '99 season. **1998:** Free agent signee by the Lions on September 2, 1998 who spent the majority of his rookie season on Detroit's practice squad... Was with the Chargers through '98 training camp and was released on August 25, 1998... Served two stints on the Lions' 53-man roster during '98 — a two-week span in October and also in late-November into December... First promotion onto active roster came on October 8, and was again re-signed on November 23... Saw action in lone con-

test at San Francisco (12/14)... Made two tackles in reserve role in that game, but an injured groin forced from the game and onto Injured Reserve five days later to end his season.

COLLEGE and PERSONAL: Led South Carolina interior linemen with 46 tackles during his senior season in 1997... Ended collegiate career with 136 tackles, 12 sacks, five fumble recoveries and one interception... Recipient of team's Most Outstanding Defensive Lineman Award in 1997... Played tight end and tackle at Barnwell (Barnwell, S.C.) High School... Led his high school to a 12-2 record and semi-final appearance in state playoffs as a senior in 1993... Born Henry Taylor in Barnwell, South Carolina.

18

MIKE TOMCZAK

Quarterback

Ohio State

Ht: 6-1

Born: 10/23/62

16th Year

Wt: 210

(UFA in '00 - Pit.)



GAMES PLAYED STARTED: 1985 (6/0) [1/0]; 1986 (13/7); 1987 (12/6); 1988 (14/5) [1/0]; 1989 (16/11); 1990 (16/2) [2/2]; 1991 (12/7); 1992 (12/8); 1993 (7/1); 1994 (6/2); 1995 (7/4); 1996 (16/15) [2/2]; 1997 (16/0); 1998 (16/0); 1999 (16/5) **TOTAL: (185/73)**

PRO: Veteran signal-caller signed by Lions on March 3, 2000 to serve as the backup to starter Charlie Batch... Adds veteran leadership and extensive playing experience to stabilize the position in Detroit... Will be entering his 16th NFL season in 2000, having played with the Chicago Bears from 1985-1990, spending one season apiece with the Green Bay Packers (1991) and the Cleveland Browns (1992) and the past seven campaigns (1993-99) with the Pittsburgh Steelers... Left Pittsburgh ranking eighth on the Steelers' all-time passing list with 6,649 yards... Has been a solid backup for the majority of his 15 NFL seasons, but has started 73 contests (42-31 record), including a career-high 15 outings with the Steelers in 1996, in addition to both of their playoff games that year... Other years in which he started a bulk of contests were 1986 (six starts), 1987 (six), 1989 (11), 1991 (seven) and 1992 (eight)... Member of the Bears' 1985 Super Bowl XX championship club after making their roster as an undrafted rookie free agent... After spending six seasons in Chicago, he signed as an unrestricted free agent with Green Bay on March 30, 1991 and signed with Cleveland on September 16, 1992 after the Packers had released him 16 days earlier... Pittsburgh signed him as an unrestricted free agent on April 6, 1993... Has completed 1,248-of-2,337 passes (.534) for 16,079 yards in 15-year NFL career. **1999:** Appeared in all 16 games for the Steelers for the fourth consecutive season, starting the final five outings... For the season, completed 139-of-258 passes for 1,625 yards and 12 touchdowns... String of strong play late in the season began vs. Cincinnati

TOMCZAK'S SINGLE-GAME BESTS

PASS ATTEMPTS: 46 at Kansas City 12/18/99
COMPLETIONS: 26 vs. Miami 11/20/94
PASSING YARDS: 343 vs. Miami 11/20/94
PASSING TD'S: 3 (four times; Last vs. Atlanta 12/9/91)
LONG PASS: 85 vs. Atlanta 11/16/86
RUSHING ATTEMPTS: 6 vs. Atlanta 11/16/86
RUSHING YARDS: 48 vs. Indianapolis 11/24/91
LONG RUSH: 48 vs. Indianapolis 11/24/91
RUSHING TD'S: 1 (nine times; Last vs. Indianapolis 11/24/91)

TOMCZAK'S CAREER OFFENSIVE STATISTICS

Year	PASSING					RUSHING						
	Att.	Comp.	Yds.	Pct.	Long	TD	Int.	No.	Yds.	Avg.	Long	TD
1985 (Chi.)	6	2	33	33.3	24	0	0	2	3	1.5	3	0
1986 (Chi.)	151	74	1,105	49.0	85	2	10	23	117	5.1	16	3
1987 (Chi.)	178	97	1,220	54.5	56t	5	10	18	54	3.0	10	1
1988 (Chi.)	170	86	1,310	50.6	76t	7	6	13	40	3.1	17	1
1989 (Chi.)	306	156	2,058	51.0	79t	16	16	24	71	3.0	18	1
1990 (Chi.)	104	39	521	37.5	48	3	5	12	41	3.4	14	2
1991 (GB)	238	128	1,490	53.8	75t	11	9	17	93	5.5	48	1
1992 (Cleve.)	211	120	1,693	56.9	52	7	7	24	39	1.6	16	0
1993 (Pit.)	54	29	398	53.7	39t	2	5	5	-4	-0.8	2	0
1994 (Pit.)	93	54	804	58.1	84t	4	0	4	22	5.5	13	0
1995 (Pit.)	113	65	666	57.5	29	1	9	11	25	2.3	11	0
1996 (Pit.)	401	222	2,767	55.4	70t	15	17	22	-7	-0.3	6	0
1997 (Pit.)	24	16	185	66.7	28t	1	2	7	13	1.9	17	0
1998 (Pit.)	30	21	204	70.0	42	2	2	0	0	0.0	0	0
1999 (Pit.)	258	139	1,625	53.9	49	12	8	16	19	1.2	17	0
Career	2,337	1,248	16,079	53.4	85	88	106	198	526	2.7	48	9

- Tomczak is one of three Lions to own a Super Bowl championship ring, winning his while with the Chicago Bears in Super Bowl XX. He joins P John Jett (Super Bowls XXVIII and XXX) and LB Allen Aldridge (Super Bowl XXXII).
- Tomczak is a member of the NFLPA Executive Committee.

(11/28) when he replaced Kordell Stewart in the second quarter... Ignited the team's offense from that point on, throwing for 1,388 yards and nine touchdowns in that span... Only previous action at quarterback before the Bengals' game came in season opener at Cleveland (9/12) when he completed all eight of his passes for 78 yards and two touchdowns, and vs. Seattle (9/26), completing 14-of-27 passes for 159 yards and two scores... His start at Jacksonville (12/2) was his first since the 1996 post-season... Game vs. Baltimore (12/12) was his third in a row without throwing an interception. **1998:** Again spent the season as Kordell Stewart's backup, completing 21-of-30 passes



for 204 yards and two scores... Played in all 16 games once again, mostly as holder for field goal and PAT placements... Had strong outing vs. Tennessee (11/1), replacing Stewart midway through the fourth quarter and completing 15-of-17 passes for 117 yards and two touchdowns. **1997:** Returned to backup role in 1997, subbing for Kordell Stewart in three games, but making no starts in a season for the first time since his rookie season in 1985... Appeared in all 16 games as holder for field goals and PAT placements... Completed 16-of-24 passes for 185 yards and a TD in spot duty on the year... Most significant playing time came at Tennessee (12/21) when he completed eight-of-11 passes for 89 yards. **1996:** Had most extensive playing time of his NFL career, seeing action in all 16 regular season games, and starting a career-high 15 of those contests (10-5 record)... Set career passing marks with 222 completions in 401 attempts for 2,767 yards... Opened the '96 campaign as backup to Jim Miller, but entered season-opener and remained the starter for the rest of the season... Big game in first start of season vs. Baltimore (9/8), completing 18-of-25 passes for 198 yards and two touchdowns... Completed 20-of-32 passes for 338 yards at Kansas City (10/7), the second-highest yardage total of his career... Compiled a quarterback rating of 115.4 and a career-high 81.5 percent completion rate (22-of-27) at Atlanta (10/27)... Threw a career-high 43 attempts and a season-high 23 completions vs. San Francisco (12/15)... Completed 13-of-21 passes and was five-of-five on on-gate TD drive in AFC Wild Card Playoff Game vs. Indianapolis (12/29)... Connected on 16-of-29 passes in AFC Divisional Playoff Game at New England (1/5). **1995:** Played in seven games, with four starts, in third year with Pittsburgh... Completed 65-of-113 passes for 666 yards and a TD... Saw reserve action vs. Detroit (9/3) and completed 15-of-24 passes for 149 yards, and was forced temporarily from the game by big hit from Lions' DE Tracy Scroggins... Started the next four games, with Neil O'Donnell out (hand) with wins coming at Houston (9/10) and at San Diego (10/1)... Did not see action in post-season. **1994:** Played in six games, with two starts, in second season in Pittsburgh, completing 54-of-93 passes for 804 yards and four touchdowns and no interceptions... First start of '94 came vs. Miami (11/20) where he set career-highs with 26 completions in 42 attempts for 343 yards in 16-13 overtime win... Started the following week as well, at L.A. Raiders (11/27)... Played most of the regular season finale at San Diego (12/24), completing 10-of-16 passes for 248 yards and two touchdowns, including an 84-yard TD to Charles Johnson, the longest scoring toss of his career... Played the final six minutes of Steelers' AFC Divisional Playoff Game vs. Cleveland (1/7) but did not attempt a pass. **1993:** Began seven-year tenure in Pittsburgh after signing as an unrestricted free agent on April 6, 1993... Played in seven games in first year in Pittsburgh, with lone start coming on opening day vs. San Francisco (9/5) for injured Neil O'Donnell... Completed four-of-11 passes for 46 yards in first half, with the rest of the season spent as a backup... Completed 29-of-54 passes for 398 yards and two touchdowns on the year, with season-high nine completions in 20 attempts for 144 yards at Houston (11/28). **1992:** After being released in training camp by the Packers, signed as a free agent by the Cleveland Browns on September 16, 1992... Despite late arrival, ended up starting eight games for the Browns (4-4 state) and had an AFC-best 8.02 yards per pass attempt and career-best 80.1 QB rating... Was a reserve until the fourth game of the season, and started the next eight games for the injured Bernie Kosar... First win as a Brown came in his second start vs. Pittsburgh (10/11) when he completed 10-of-17 passes for 171 yards and a 47-yard TD... Threw for a then-career-high 322 yards, in completing 18-of-32 passes vs. San Diego (11/15). **1991:** Signed as an unrestricted free agent with the Green Bay Packers, seeing action in 12 games (seven starts)... For the year, completed 128-of-238 passes (team-highs) for 1,490 yards and 11 touchdowns... First start as a Packer came vs. Buffalo (11/10), and completed 23-of-38 passes for then-career-high 317 yards and two touchdowns in Packers' win... Rambled for a career-long 48-yard run to set up a TD vs. Indianapolis

(11/24). **1990:** Backup to Jim Harbaugh, playing in all 16 games, with two starts... His two starts came in the last two weeks of the regular season, and he also started the Bears' two playoff games in '90... Led Bears to win over New Orleans at Soldier Field (1/6), but team lost at N.Y. Giants (1/13) in NFC Divisional Playoff Game... Was 29-of-61 for 371 yards in two post-season outings and 39-of-104 for 521 yards in regular season duty. **1989:** For first time in his career, he began the season as the Bears' starter and remained in that role for the first four games of the season (all wins)... For the season, established then-career-highs in all passing categories with 156 completions in 306 attempts for 2,058 yards and 16 touchdowns... Also first year as a pro playing in all 16 games, with a then-career-high 11 starts (5-6 record)... His 11-yard TD run capped a 95-yard game-clinching scoring drive in season-opener vs. Cincinnati (9/10)... Also enjoyed a big game at Detroit (9/24) with first career 300-yard passing game (17-of-24 for 302 yards and two touchdowns)... Entered game early in fourth quarter vs. Tampa Bay (11/19) and completed six-of-seven passes for 156 yards and three touchdowns in less than three minutes. **1988:** Continued backup and spot starter role with Bears, playing in 14 games, with five starts (4-1 record)... Completed 86-of-170 passes for 1,310 yards and rushed 13 times for 40 yards and a TD... Was backup in first half of the season, but began string of four straight starts before separating his shoulder vs. Green Bay (11/27)... Big game at Tampa Bay (11/6), completing 18-of-26 passes for 269 yards... Also made first post-season start of his career, starting the infamous "Fog Bowl" game vs. Philadelphia (12/31), completing 10-of-20 passes for 172 yards and a 64-yard TD pass to Dennis McKinnon in that game... Saw reserve duty in Bears' loss in NFC Championship Game at San Francisco (1/8). **1987:** Played in 12 games for Bears during third NFL season, including starting the first three non-strike games of the season, in addition to three other starts, for injured Jim McMahon (4-2 record in starts)... Completed 97-of-178 passes for 1,220 yards, and rushed 18 times for 54 yards and a TD... Big game vs. Seattle (12/20), completing 21-of-36 passes for then-career-high 298 yards. **1986:** Began season as backup to Jim McMahon, but ended up playing in 13 games, with seven starts (most of any Bear QB)... Earned wins in all seven starts in '86, and completed 74-of-151 passes for team-high 1,105 yards... Had three games of throwing for more than 200 yards, including a 19-of-30 attempt performance for 235 yards vs. Pittsburgh (11/30)... Also rushed 23 times for 117 yards and career-high three scores... Among highlights was a career-long 85-yard non-scoring pass completion to TE Emory Morehead at Atlanta (11/16). **1985:** Earned a spot on Bears' roster after being signed as an undrafted rookie free agent on May 9, 1985... Played in six games as a reserve for Bears during rookie campaign, completing two-of-six passes for 33 yards and rushing twice for three yards... Saw action in fourth quarter of Bears' 46-10 win over New England in Super Bowl XX.

COLLEGE and PERSONAL: Finished his collegiate career at Ohio State ranked second in school history with 5,569 yards, completing 376-of-675 attempts for 32 touchdowns... Three-year starter, with the Buckeyes finishing each season at 9-3... Led squad to 1985 Rose Bowl as a senior, completing 145-of-244 attempts for 1,952 yards... Graduated from Ohio State with a degree in communications... Played quarterback, free safety and punter at Thornton Fractional North (Calumet City, Ill.) High School, where he was coached by his father, Ron... Earned letters in football, basketball and track while in high school... Is a member of the NFLPA executive committee... Among time spent in previous off-seasons has been working with SBIII Motorsport assisting with capital funding... Has been active in community endeavors, including serving on boards of the National Kidney Foundation and Blue Cross Kids Esteem Program in Pittsburgh, and working with organ donor awareness and Catholic charities programs... Served as the 1996 spokesman for the Steelers' 5K race to raise money for the Arthur J. Rooney Scholarship Fund... He and his wife, Michelle, have a daughter, Bryn (9/2/97) and a son, Michael (6/1/99).

32

BRYANT WESTBROOK

Cornerback

Texas

Ht: 6-0

Born: 12/19/74

4th Year

Wt: 199

(D-1 in '97)

GAMES PLAYED/STARTED: 1997 (15/14) [1/1]; 1998 (16/16); 1999 (10/8) [1/1]
TOTAL: (41/38) [2/2]

PRO: Hard-nosed young defender who has occupied starting cornerback spot since shortly after the day he was drafted in 1997... Intense hitter who is very effective in run-support from the edges... Vicious open-field tackler who has already endeared himself to receivers league-wide who hear his footsteps in coverage... Possesses the physical skills to become one of the top cornerbacks in the league... Will aim in 2000 to re-gain form of first two NFL seasons and overcome injuries which plagued him in 1999... Two of his five interceptions in 1997-98 were returned for touchdown (one in each season)... Lions' first round selection (fifth overall) in 1997 NFL Draft and club's highest overall draft pick since Barry Sanders (third overall) in 1989. **1999:** Hindered for majority of third year in NFL with two different hamstring injuries and a broken bone in his hand suffered in training camp... Was playing at a peak level at the onset of camp, with hand injury setting him back... Started eight of the 10 games in which he played, and was at his healthiest toward the end of the season... Ended the season with career-low 34 tackles and six passes defensed, in addition to recovering one fumble... Started the season opener at Seattle (9/12), but injured right hamstring the following week vs. Green Bay (9/19)... Inactive the next five games while recovering from the injury... Returned in starting role vs. St. Louis (11/7) and started the subsequent two games as well, including season-high seven tackles at Arizona (11/14)... Strained his left hamstring at Green Bay (11/21), which forced him inactive four days later in Thanksgiving Day game vs. Chicago (11/25)... Was not at full strength in the next two contests - vs. Washington (12/5) and at Tampa Bay (12/12), playing as a



WESTBROOK'S SINGLE-GAME BESTS

TACKLES: 11 vs. Cincinnati 9/13/98
INTERCEPTIONS: 1 (five times; Last vs. Arizona 11/1/98)
INTERCEPTION RETURN: 64t at Miami 12/7/97
PASSES DEFENDED: 4 vs. Green Bay 9/28/97

WESTBROOK'S DEFENSIVE STATISTICS

1999	Date	Opp.	Total	TACKLES Solo	Asst.	Sacks No/Yds	Int's No/Yds	Passes Def.	Fumbles Rec./For.	Spec. Teams Tackles
	9/12	SF	2	2	0	0/0	0/0	1	0/0	1
	9/19	@ Car	3	3	0	0/0	0/0	0	1/0	0
	9/26	TENN				INACTIVE — INJURY				
	10/3	@ Pit				INACTIVE — INJURY				
	10/11	@ NYJ				INACTIVE — INJURY				
	10/17	CLE				INACTIVE — INJURY				
	10/31	@ Cin				INACTIVE — INJURY				
	11/7	@ Atl	1	1	0	0/0	0/0	1	0/0	0
	11/14	BALT	7	5	2	0/0	0/0	1	0/0	0
	11/21	NO	3	3	0	0/0	0/0	2	0/0	0
	11/28	@ Balt				INACTIVE — INJURY				
	12/2	PIT	2	2	0	0/0	0/0	0	0/0	0
	12/13	DEN	1	0	1	0/0	0/0	0	0/0	0
	12/19	@ Cle	4	3	1	0/0	0/0	0	0/0	0
	12/26	@ Tenn	5	4	1	0/0	0/0	1	0/0	1
	1/2	CIN	6	5	1	0/0	0/0	0	0/0	0
	1999		34	28	6	0/0	0/0	6	1/0	2
	1997		54	51	3	0/0	2/64	20	0/1	5
	1998		77	65	12	0/0	3/49	19	0/0	1
	Career		165	144	21	0/0	5/113	45	1/1	8

- Westbrook returned an interception for a touchdown in each of his first two pro seasons, including his first career INT, a 64-yarder for a score at the hands of Miami's Dan Marino on December 7, 1997.
- Westbrook was a high school teammate of Atlanta's first round draft pick in 1997, CB Michael Booker.

reserve in both outings... Returned to starting lineup for the season's last three games, in addition to NFL Wild Card Playoff Game at Washington (1/8), in which he recorded four tackles and deflected a pass. **1998:** Starter in all 16 games (14 at left cornerback) who used sophomore campaign to build upon solid rookie season in 1997... Started first two games of '98 on right side after flip-flopping with Kevin Abrams in the off-season, but switched back to left side for remainder of the year... Tied with Mark Carrier and Ron Rice for team-lead in interceptions (three) to push career total to five... Team-leader for second straight season with 19 passes broken up, in addition to career-high 77 tackles... Career-high 11 tackles vs. Cincinnati



(9/13)... First of two consecutive games with season-high three passes defended at Minnesota (9/20)... First interception of '98 came in Monday Night spotlight vs. Tampa Bay (9/28), which he returned 34 yards for a touchdown (second career TD)... Recorded an interception in back-to-back weeks — vs. Minnesota (10/25) and vs. Arizona (11/1)... Last two interceptions of '98 gave Lions possession deep in opponents' territory... Also notched seven tackles on three occasions — at Tampa Bay (11/22), vs. Pittsburgh (11/26) and at San Francisco (12/14). 1997: Solid rookie season, starting final 14 games of the season at left cornerback and leading the squad with 20 passes defended... Both interceptions on the year came in the season's last three games, including one for a touchdown... Also tallied 54 tackles and forced a fumble in '97... Named to USA Today, Pro Football Weekly, Football News and College and Pro Football Weekly's All-Rookie Team... Finished in fifth-place in Associated Press' Rookie of the Year voting... Suffered a groin injury in practice the week before the opener vs. Atlanta (8/31), which forced him inactive against the Falcons... Recovered sufficiently to play vs. Tampa Bay (9/7), but did not start... Was inserted into the starting lineup for third game of the year — at Chicago (9/14) and continued as starter for the remainder of the season... Defended career-high four passes and made six tackles vs. Green Bay (9/28)... Defended three passes, forced a fumble and made four tackles at Tampa Bay (10/12)... Head coach Bobby Ross said Westbrook played his best game vs. Minnesota (11/16), as he covered Pro Bowler Cris Carter very well and made two tackles... Made his first career interception at Miami (12/7) and returned the Dan Marino pass 64 yards for a touchdown... Recorded big interception in Lions' endzone in fourth quarter of regular season finale vs. N.Y. Jets (12/21) — play came on a halfback option... Also made season-high seven tackles in game against the Jets... Collected four tackles in NFC Wild Card Playoff Game at Tampa Bay (12/28)... Opposing teams threw at him quite a bit during the first part of his rookie season, but chose not to do so often as the season wore on... Development was slowed a bit early in the year after missing the first month of training camp due to contract negotiations.

COLLEGE and PERSONAL: All-American second-team selection by the Associated Press and consensus All-Big 12 first-team choice as a senior in 1996... Started every game (except vs. Baylor) at left cornerback... Recorded 52 tackles with three forced fumbles, a pair of blocked kicks, 11 pass deflections and two interceptions in addition to serving as one of the team's captains in '96... Blocked a punt, returning it 35 yards for a touchdown, and had six solo tackles in a 40-10 tri-

umph over Missouri in '96... Had seven tackles vs. Penn State in the 1997 Fiesta Bowl... First-team All-Southwest Conference selection by the Austin American-Statesman, The Daily Texan, Football News and The Houston Chronicle as a junior in 1995, adding second-team honors from the Associated Press, Dallas Morning News and Fort Worth Star-Telegram... Had 62 tackles, three forced fumbles, one interception and nine pass deflections from his left cornerback position that year... Sophomore All-American third-team pick in 1994... Started the first five games at right cornerback and the Rice clash on the left side... Posted 30 tackles, a team-high four interceptions and three pass deflections in '94... Had a career-high 12 tackles (nine solos) vs. Colorado... Second-team Freshman All-American pick in 1993 by the Poor Man's Guide to the NFL Draft... Second-team All-SWC selection by the Austin American-Statesman, adding honorable mention honors from the Houston Chronicle that year... Played in every game in '93, forcing his way into the starting lineup by mid-season... Started at right cornerback vs. Houston, Baylor, TCU, SMU and Texas A&M... Recorded 39 tackles, seven pass deflections and two interceptions for 11 yards... In his first career start, he responded with five tackles, a stop behind the line of scrimmage, a pass deflection and returned his first interception 11 yards in a 37-10 trouncing of SMU... Parade All-American first-team selection and ranked second on the Blue Chip Illustrated's Dream Team as a prep senior at El Camino (Oceanside, California) High School... Named North County Defensive Player of the Year as he made 41 tackles with two interceptions and four forced fumbles as a defensive back... Also rushed for 676 yards and five touchdowns on 97 carries (7.0 avg.) in the first seven games as a tailback and then moved to flanker for the final five contests, catching 25 passes for 423 yards (16.9 avg.) and returning a kickoff 90 yards for a score... Started his last three years in high school, leading the team to a county title as a junior and senior... Turned down several basketball scholarships to play football at Texas... Social work major at Texas... Member of the Athletic Director's Honor Roll as he attained a 3.0 grade point average in 1994... Very active in Texas' community services program... Served as a mentor at local elementary and middle schools while at Texas... Regular visitor to the Children's Hospital of Austin (Brackenridge, Texas) during collegiate career, as well as active participant in Lions' hospital visits program... Born in Charlotte, North Carolina... Hometown is Oceanside, California.

Detroit's 2000 Draft Picks

73

STOCKAR McDOUGLE

Tackle

Oklahoma

Ht: 6-6

Born: 7/11/77

Round 1

Wt: 350

(20th overall)



COLLEGE: Physical drive-blocker who has outstanding athleticism for someone of his size, especially in his knee bend... After playing both right and left tackle in college, will be shifted to guard with the Lions... Lost more than 40 pounds once he arrived at Oklahoma after a two-year junior college career at Navarro Junior College in Corsicana, Tex. in 1996-97... Bench presses more than 400 pounds and has a vertical leap of 29 inches... Has been clocked at 4.9 seconds in the 40-yard dash. **1999:** Oklahoma's starting right tackle in all 12 games, and one of Sooners' most consistent performers... Named third-team All-America by Associated Press... Also named first-team All-Big 12 by the Football News and Kansas City Star... Second-team all-conference choice by Dallas Morning News and league coaches... Key member of an offensive line that allowed just 13 sacks on the season. **1998:** Played in all 11 games in maiden season for Oklahoma - began season as a reserve, but broke into starting lineup at right tackle... Became one of the Sooners' most improved players as the season wore on. **1997:** Second year at Navarro Junior College saw him named as a JUCO All-American for the second consecutive season... Played at left tackle once again... Considered one of the top-rated junior college linemen in the nation by several recruiting publications following the '97 campaign. **1996:** Attended Navarro Junior College and was named

JUCO All-American... Played at left tackle... Helped lead squad to a berth in the conference championship game... Originally signed with Oklahoma following his high school career, but landed at Navarro Junior College.

HIGH SCHOOL and PERSONAL: Highly-recruited offensive lineman at Deerfield Beach (Fla.) High School... Came out of high school rated as one of the top 11 offensive linemen in the nation... Sociology major at Oklahoma... Son of Jerome and Linda McDougle... Father is an electrician for the Broward County School Board and mother teaches high school Home Economics and operates her own catering business... Stockar is the second-youngest of four boys - older brothers are Demetrius and Marcus, while youngest brother, Jerome plays football at Hines Community College in Jackson, Miss... He and wife, Octavia, have a son, Lamonte, 1.



53

BARRETT GREEN

Linebacker

West Virginia

Ht: 6-0

Born: 10/29/77

Round 2

Wt: 217

(50th overall)



COLLEGE: Three-year starter for the Mountaineers, in 1997 at strong safety and the past two seasons at linebacker, where he will play in Detroit... Left West Virginia ranking sixth on the school's all-time tackles list (364)... Was in double-digits in tackles in 17 of his final 23 collegiate games... Fluid athlete who explodes into ball carriers... Great straight-line speed, which help make him valuable in pass coverage... Has great ease-of-movement, maintaining his balance as he powers his way through traffic... Has been limed at 4.6 seconds in the 40-yard dash.

GREEN'S DEFENSIVE STATISTICS

Year	TACKLES			Sacks	Int's	Passes	Fumbles
	Total	Solo	Asst.	No/Yds	No/Yds	Def.	Rec./For.
1996	12	6	6	0/0	0/0	1	0/0
1997	71	42	29	3/20	4/143	6	1/1
1998	155	107	48	0/0	1/11	2	2/1
1999	126	78	48	3/33	0/0	3	1/1
Career	374	233	131	6/53	5/154	12	4/3

1999: All-Big East first-team selection for the second straight year as a senior defensive captain... Led the team for the second-straight year with 126 tackles from his weak-side outside linebacker position... Had three sacks for 33 yards and seven tackles for loss on the year as well... Was in double digits in tackles in seven contests, including season-high of 18 stops vs. Navy... Also had outings of 17 stops vs. Virginia Tech and 15 tackles vs. Syracuse. **1998:** Shifted to weak-side linebacker after playing 1996-97 at strong safety... All-Big East and All-Eastern College Athletic first-team choice... Recipient of the Iron Mountaineer Award, given to the top performer in the team's weight room... Led team with 155 tackles (school-record 107 solo), the seventh-best season total in school history... Also recovered two fumbles, caused another and made an interception... Season-high 19 tackles on two occasions - vs. Navy and Miami (Fla.), with the 15 solos against Navy serving as the fourth-highest single-game total in school history... Made his interception vs. Tulsa, returning it 11 yards... Despite playing with a broken thumb suffered vs. Virginia Tech, played well down the stretch to tally a 15-tackle outing vs. Syracuse and 14 stops vs. Boston College... Despite playing most of the Insight.com Bowl vs. Missouri with a cracked rib, he was able to muster a team-high 14 tackles. **1997:** Started every game at strong safety for the Mountaineers, finishing third on the team

with 71 tackles... Also had three sacks for 21 yards, recovered and caused a fumble, deflected six passes and had four interceptions for 143 yards... Season-high nine stops vs. Notre Dame... Big game vs. Maryland with eight tackles, a forced fumble, two pass deflections and an interception (49-yard return)... Recorded the longest non-scoring interception return in Mountaineer Field history with an 83-yard runback vs. Rutgers... Posted eight tackles in Carquest Bowl vs. Georgia Tech. **1996:** Played in every game as a reserve strong safety, finishing the year with 12 tackles and a pass deflection. **1995:** Redshirted, but was named Rookie of the Year for his performances on the scout team.

HIGH SCHOOL and PERSONAL: Two-time captain at Suncoast (West Palm Beach, Fla.) High School... Earned All-Gold Coast Conference honors and played in the South Florida All-Star Game following his senior year in 1994... Also was a standout wrestler, finishing third in the '94 state finals... Lettered in baseball and was a member of the school's student council as well... Sports Management major at West Virginia... Recipient of the Merry Ann and Don Nehlen endowed scholarship... Son of Beverly and Joe Green... Father played defensive back for WVU coach Don Nehlen at Bowling Green before playing professionally with the New York Giants (1970-71).

21

REUBEN DROUGHNS

Running Back

Oregon

Ht: 5-11

Born: 8/21/78

Round 3

Wt: 207

(81st overall)



COLLEGE: Productive two-year starter at Oregon in 1998-99 after transferring there from Merced (Calif.) Junior College, where he played in 1996-97... Despite playing only two seasons at Oregon, he ranks sixth on the school's all-time rushing list with 2,058 yards... Tough

inside runner who moves well through traffic... Has good balance and stays in control as he weaves through piles... Also an effective receiver who makes defenders miss with his stutter-step. **1999:** All-Pac 10 first-team choice,

rushing for team-high 1,234 yards and nine touchdowns in 277 carries (4.5 avg.)... The 1,234 yards rushing marked the second-highest single-season mark in school history (Saladin McCullough's 1,343 yards in 1997)... Also caught 17 passes for 163 yards (9.6 avg.) and a score... Averaged 127.0 all-purpose yards per game... Rushed for a career-high three touchdowns vs. Nevada... Left the game vs. USC with bruised ribs, which kept him out of the following game as well, vs. Washington... Season-high 202 yards and two scores in career-high 45 carries vs. Arizona... Also had big games vs. Arizona State with 37 rushes for 188 yards and Oregon State with 38 carries for 197 yards and a TD... Closed out his college career with 21 rushes for 95 yards in the Sun Bowl vs. Minnesota. **1998:** All-Pac 10 second-team choice, despite playing in only five games in his first year with the Ducks... Honored as co-recipient of Len Casanova Award (team's top first-year player) and Will Gonyea Award (most inspirational player)... Gained 824 yards with nine touchdowns on 112 carries... Rushed for over 200 yards in three contests... Also caught three passes for 44 yards (14.7 avg.) and two touchdowns... In his first game for Oregon, he ran 17 times for 202 yards with two rushing scores and a receiving TD in matchup with Michigan State... Big game vs. Stanford with 22 carries for 214 yards and three touchdowns... Followed that outing with 39 carries for 217 yards and three total touchdowns vs. Washington State... Rushed 25 times for 172 yards and a score vs. UCLA before suffering a fractured right tibu-

DROUGHNS' OFFENSIVE STATISTICS

Year	RUSHING						RECEIVING					
	No.	Yards	Avg.	Long	TD	No.	Yds.	Avg.	Long	TD		
1998	112	824	7.4	75	9	3	44	14.7	22	2		
1999	277	1,234	4.5	31	9	17	163	9.6	52	1		
Career	389	2,058	5.3	75	18	20	207	10.4	52	3		

la, which forced him to miss the remainder of the season. **1997:** First-team JUCO All-American at Merced (Calif.) Junior College who led the nation in rushing with 1,611 yards and 12 touchdowns despite playing in only eight games... Also was the California state all-purpose leader (1,984 yards) adding 308 receiving yards and two scores on 22 catches and 65 kickoff return yards... Deemed the top JUCO running back in the nation following the '97 campaign by Prep Star Magazine... Rushed for over 200 yards in each of his last four games, including a school-record 355 yards and four scores in 40 carries vs. Fresno City College... Team captain... Capped his career with 286 yards rushing and two touchdowns vs. College of the Sequoias in a 31-14 win in the Elks Bowl... Named Offensive Most Valuable Player for second consecutive season who earned the state's player of the week award on five different occasions. **1996:** Honorable mention All-American as a freshman, rushing for 1,456 yards despite starting only five of 11 games... Named Merced's Offensive Most Valuable Player.

HIGH SCHOOL and PERSONAL: Completed prep career at Anaheim (Calif.) High School as Orange County's second-leading all-time rusher with 4,915 yards and 49 touchdowns... Rushed for an incredible 2,083 yards as a sophomore on 1993... History major at Oregon... One of four sons of Crystal Nowden... Born in Chicago.



27

TODD FRANZ

Cornerback

Tulsa

Ht: 6-0

Born: 4/12/76

Round 5

Wt: 194

(145th overall)



COLLEGE: Three-year starter at Tulsa who recorded 182 tackles and five interceptions during college career... Aggressive tackler who reacts well to plays in front of him... Smart defender who always finds himself in good position on the field... Solid closing acceleration...

Recently timed at 4.51 in the 40-yard dash. **1999:** All-WAC first-team choice as a senior in '99, starting every game at left cornerback... Ranked third in the WAC with 11 pass deflections, in addition to 57 tackles (fourth on squad) and career-high three interceptions... Recorded season-high seven tackles vs. UTEP and Fresno State...

Had both a sack and an interception in contest with Oklahoma State. **1998:** All-WAC second-team choice, starting at left cornerback... Recorded 56 tackles, career-high 13 pass deflections, two interceptions and a sack as a junior in '98... Earned WAC Player of the Week honors vs. Wyoming with nine tackles, a sack and five pass deflections... Named Tulsa's Player of the Game vs. Colorado State, registering eight tackles and two pass deflections... Also had eight tackles vs. Air Force. **1997:** Played in nine games as a sophomore, starting eight of those contests... Recorded 55 tackles and eight pass deflections... Season-high nine stops in games vs. Missouri and UTEP... Opened the season with eight tackles and a pass break-up vs. Cincinnati. **1996:** Appeared in nine games, starting three at left cornerback... Starts came vs. SMU, Oklahoma State and Texas Christian... Finished the year with 14 tackles and six pass deflections. **1995:** Redshirted.

FRANZ'S DEFENSIVE STATISTICS

Year	TACKLES			Sacks No/Yds	Int's No/Yds	Passes Def.	Fumbles Rec./For.
	Total	Solo	Asst.				
1996	14	9	5	0/0	0/0	6	0/0
1997	55	41	14	0/0	0/0	6	0/0
1998	56	45	11	1/10	2/5	13	0/0
1999	57	38	19	2/14	3/8	11	0/0
Career	182	133	49	3/24	5/13	36	0/0

HIGH SCHOOL and PERSONAL: All-State and Daily Oklahoman Blue Chip selection as a senior receiver and defensive back in 1994 at Weatherford (Okla.) High School... Recorded 60 tackles with four interceptions and caught 47 passes for 630 yards and five touchdowns as a prep senior in 1994... Lettered three times in football during high school, with 135 tackles and 10 interceptions as a defensive back and 83 receptions for 1,236 yards as a wide receiver... Added four letters in baseball and basketball... Academic All-State pick, adding All-District honors in basketball... Accounting major at Tulsa... Wife's name is Tisha... Born Stephen Todd Franz in Enid, Oklahoma.

66

QUINTON REESE

Defensive End

Auburn

Ht: 6-4

Born: 8/26/77

Round 6

Wt: 252

(181st overall)



COLLEGE: Four-year contributor at Auburn who started 34 games during his college career... Recorded 172 tackles, 14.5 sacks and 10 tackles for loss while at Auburn... Played more as an outside linebacker early in college career, but was shifted to defensive end as a senior in

1999, where he will play in Detroit... Possesses good quickness into backfield with solid footwork in traffic... Disruptive closer off the edge of the line of scrimmage in pass rush...

Recently timed at 4.73 in the 40-yard

dash. **1999:** Starter for Auburn at right end, collecting 40 tackles, three sacks and 19 quarterback pressures (second on squad)... Recipient of team's conditioning award... Season-high nine tackles in final game of collegiate career vs. Alabama... Made a sack, a tackle for loss and two QB pressures in game vs. Mississippi State... His other sacks on the year came against Central Florida and Idaho. **1998:** Played in every game (seven starts) at outside linebacker... Recorded 43 tackles, 2.5 sacks and four tackles for loss... Best game of '98 came in season finale vs. Alabama in which he collected a season-high eight tackles, a sack and two tackles for loss... His other full sack in '98 came vs. Arkansas. **1997:** Started at outside linebacker and led Tiger linebackers with career-high 63 tackles to go along with 4.5 sacks, four tackles for loss and a fumble recovery... Season-high seven tackles came in games with Virginia, Georgia and Alabama... Second multi-sack game of career was vs. Mississippi (two)... Recovered a blocked PAT in SEC Championship Game vs. Tennessee that set up Auburn's game-winning field goal. **1996:** Appeared in every game (five starts) at outside linebacker, and recorded 26 tackles and 4.5 sacks... First career multi-sack game (two) came vs. Alabama...

REESE'S DEFENSIVE STATISTICS

Year	TACKLES			Sacks No/Yds	Int's No/Yds	Passes Def.	Fumbles Rec./For.
	Total	Solo	Asst.				
1996	26	20	6	4.5/39	0/0	1	1/1
1997	63	34	29	4.5/24	0/0	3	1/0
1998	43	22	21	2.5/20	0/0	2	0/0
1999	40	22	18	3/30	0/0	2	1/0
Career	172	98	74	14.5/113	0/0	8	3/1

Season-high nine stops vs. Georgia. **1995:** Sat out the season as an academic non-qualifier.

HIGH SCHOOL and PERSONAL: Listed as the top prospect on the 1994 Birmingham News Super Seniors team, adding Super Prep Elite 100, Huntsville Times Elite 11 and Class 6-A All-State honors as a prep senior... Attended West End (Birmingham, Ala.) High School... Member of the Birmingham Post-Herald Ten Most Wanted recruits and 1994 Alabama Player of the Year honors by Deep South Football Recruiting Guide... Had 18 receptions for 248 yards and five touchdowns in just seven games playing tight end as a senior in 1994... Also played linebacker in high school, making 99 tackles and three interceptions as a senior... Added 32 receptions for 461 yards and 11 touchdowns as a junior in 1993... Also played basketball during prep career... Business major at Auburn... Son of Shirley and Arthur Reese... Born Quinton Jarrod Reese in Birmingham, Alabama.



70

ALFONSO BOONE

Defensive Tackle

Mt. San Antonio J.C. Round 7

Ht: 6-3 Wt: 305

Born: 1/11/76 (253rd overall)



COLLEGE: Relatively unknown player whose college playing experience consisted only of two years at Mt. San Antonio (Walnut, Calif.) Junior College... Originally enrolled at Central State (Oh.) in 1995, but was forced to leave when the school dropped football...

His brief time at Central State (Oh.) began his five-year college eligibility clock, which forced him to enter the 2000 NFL Draft, instead of opting to attend one of several Division I

schools who were recruiting him in the Winter of 2000... Among schools who were recruiting him included Florida State, Miami (Fla.), Michigan State and Washington... Other prominent Mt. San Antonio alums include Baltimore Ravens' 1999 first round pick, CB Chris McAllister and Brad Bedwell, a sixth round selection in 2000 of the Cleveland Browns... Was clocked at 2000 pre-draft workouts in 4.98 seconds in the 40-yard dash. **1999:** Second year of college football as a "sophomore" eligibility-wise... Mission Conference Defensive Player of the Year... Earned first team J.C. Grid Wire All-American and first team All-Mission Conference honors... Started and played in all 10 games, and dropped opponents for loss a combined total of 32 times (17 sacks and 15 tackles for

BOONE'S DEFENSIVE STATISTICS

Year	TACKLES			Sacks	Int's	Passes	Fumbles
	Total	Solo	Asst.	No/Yds	No/Yds	Def.	Rec./For.
1998	52	13	39	17/108	0/0	4	3/6
1999	38	6	32	8.5/54	0/0	1	3/4
Career	90	19	71	25.5/162	0/0	5	6/10

loss)... Forced five fumbles and recovered four others. **1998:** First full year of playing college football saw him earn All-Mission Conference honors... Recorded 15 sacks for 94 yards, and added 15 tackles for loss.

HIGH SCHOOL and PERSONAL: Graduate of Arthur Hill (Saginaw, Mich.) High School in 1995... Attended same high school as current Michigan State basketball forward Jason Richardson... Moved to California to live with relatives near Mt. San Antonio Junior College and enrolled in school shortly thereafter... Also spent time working in Lansing, Mich. following departure from Central State (Oh.).

2000 Detroit Free Agents

Tim Alexander

(Wide Receiver/1st Year/6-0/186/Oregon State) First-year player signed by Lions as a free agent on April 27, 2000... Was a seventh round selection of the Washington Redskins (218th overall) in the 1999 NFL Draft... After his release by the Redskins on 9/2/99, he signed onto the San Diego Chargers' practice squad 11/24/99, where he spent the remainder of the '99 campaign... Entered college as a quarterback, but shifted to wide receiver for his senior season in 1998... Started 22 games at quarterback in 1995-97, and caught 52 passes for 620 yards and two touchdowns as a senior team captain in '98... Prep All-American at Riverview (Sarasota, Fla.) High School who also stood out in track and field, winning the district title in the 200 meters, long jump and triple jump during his junior year in 1992... Three-year starting quarterback in high school who rushed for 1,000 yards in each of those seasons... Born 10/14/74.

Andrew Bayes

(Punter/Rookie/6-2/200/East Carolina) Four-year punter at East Carolina who left as the school's all-time leader in virtually all punting categories... Finished career with 225 punts for 9,794 yards (43.5 avg.), and a long of 78 yards... First-team All-American by several outlets as a senior in 1999, including Walter Camp, Football Writers Association of America and American Football Coaches Association... First-team All-Conference USA pick as a senior in '99... Led the country in punting for the majority of his senior season '99, averaging 48.1 yards per punt (47 punts for 2,259 yards)... Had four punts during '99 of more than 70 yards, including the 78-yarder vs. Houston... Had 19 punts of more than 50 yards in '99, and 12 kicks inside the 20-yard line... Averaged 42.9 yards per punt (64 punts for 2,745 yards) as a second-team All-Conference USA pick as a junior in 1998... Second-team All-Conference USA choice as a sophomore in 1997, averaging 43.4 yards per punt (65 kicks for 2,818 yards), including a 68-yarder vs. Syracuse... Averaged 40.3 yards per punt (49 kicks for 1,972 yards) as a freshman in 1996... First-team All-State pick as a prep senior in 1995 at DeMatha (Hyattsville, Md.) High School... Also named first-team All-Conference, All-County and All-Metro by the Washington Post as a prep senior... Had 31 punts for 43.5 average in '95... Born 2/11/78.

Steve Brominski

(Tight End/Rookie/6-4/264/Syracuse) Three-year letterwinner who played in the 2000 Hula Bowl... Started his last two seasons at Syracuse, catching 30 balls for 418 yards and nine touchdowns in that span (no receptions in first two years)... Led Orangemen as a senior in 1999 with four receiving touchdowns and was squad's third-leading receiver with 20 catches for 287 yards... Caught two touchdowns apiece in senior outings at Rutgers and at Pittsburgh... Tied career-high with four grabs for 70 yards in '99 outing vs. Miami (Fla.)... Recorded 10 catches for 131 yards and five touchdowns as a junior in 1998... First catch as a collegian was a touchdown reception vs. Tennessee... First career multi-TD game was in '98 vs. Virginia Tech, including game-winner from Donovan McNabb with no time remaining... Saw action as third tight end as a sophomore in 1997, as well as reserve duty at center... Played in seven games as a freshman in 1996... Super Prep and Tom Lemming All-Region pick in 1995 at Meyers (Wilkes-Barre, Pa.) High School... All-State as a junior and senior,

both on offense and as defensive end... Four-year letterwinner in football, baseball and basketball – team captain as a senior in '95 in all three sports... Grandfather, Edward, played football at Columbia in the early 1930s... Sister, Becky, played basketball at Misericordia College... Born 10/24/76.

Delaunta Cameron

(Linebacker/1st Year/6-2/235/Georgia Tech) First-year player signed as a free agent by the Lions on 2/9/00... Signed as an undrafted rookie free agent with the Tennessee Titans on 4/21/99... Released by Titans on 9/3/99... Two-year starter at Georgia Tech collecting 163 tackles, including 90 stops as a senior in 1998 when he was also named Tech's Outstanding Linebacker... Moved to inside linebacker (from the outside) as a freshman... Prepped at Hargrave (Arlington, Va.) Military Academy after first attending Bishop O'Connell High School in the same town... Second-team All-Metro selection by the Washington Post as a prep senior... Also lettered in high school in basketball and track... Born 7/27/75.

Chris Cummings

(Cornerback/1st Year/5-8/185/LSU) First-year player who signed onto Lions' practice squad 12/29/99... Played the 2000 NFL Europe League season with the Berlin Thunder (one start), recording 14 tackles, three passes defended and a team-high six special teams stops... Spent '99 training camp with the New Orleans Saints after signing with them as an undrafted rookie free agent on 4/23/99... After release by the Saints on 8/31/99, he was signed to the Pittsburgh Steelers' practice squad for 13 days in December 1999... Moved from wide receiver to cornerback in 1997-98, tallying 61 tackles in 16 starts... Two-time (1995-96) LSU Special Teams Player of the Year... Four-time track and field All-American, winning the SEC Outdoor 100 and 200 meter-titles in '97 and finishing third at the '96 NCAA Outdoor Championships in the 100 meters... Competed in U.S. Olympic Trials in June 1996... Born 1/5/74.

Henry Douglas

(Wide Receiver/Rookie/5-11/167/North Carolina A&T) First-year player who originally signed as an undrafted rookie free agent with the Lions on 4/23/99... Spent '99 training camp with Lions, but was released 8/31/99... Caught 65 passes for 1,030 yards and eight touchdowns during four-year career at North Carolina A&T... Third on squad in receptions as a senior in 1998 with 15 catches for 218 yards (21.5 avg.) and a TD... Best statistical year came as a junior in 1997 when he caught a team-high 37 balls for 627 yards and five TD's... That total included a career-long 80-yarder for a score vs. Tennessee State... Also led the team in '97 in all-purpose yards (963), with 333 of those yards coming on punt and kickoff returns... Made 10 receptions for 127 yards and two scores as a sophomore in 1996, in addition to rushing six times for 29 yards and a TD... Notched three catches for 48 yards in limited action as a freshman in 1995... Also a member of the Aggies' track and field team (sprinter)... Born 3/3/77.



Larry Foster

(Wide Receiver/Rookie/5-10/196/LSU) Caught 125 passes for 1,747 yards (sixth in LSU history) and 12 touchdowns during collegiate career, despite playing in only one game as a senior in 1999... Left LSU as one of only seven receivers ever to record 100 career receptions... Started every game except one in his first three years at LSU (1996-98)... Team-high 56 grabs for 722 yards and four touchdowns as a junior in 1998... Career-high 10 catches and a TD in '98 game vs. Auburn... Career-high 137 yards and two touchdowns (in five catches) in '98 outing vs. Kentucky... Team-high 43 catches for 579 yards and four touchdowns as a sophomore in 1997... First multi-TD game of career (two) came in '97 vs. Akron... Freshman All-SEC pick in 1996 by Knoxville News Sentinel with team-highs in receiving yards (446) and touchdowns (four) on 26 catches (second on squad)... Redshirted in 1995... First-team Class 5A All-State pick as a prep senior in 1994 at West Jefferson (Harvey, La.) High School with 40 catches for 825 yards and 17 touchdowns... Member of Atlanta Constitution's Super Southern 100 high school prospects in '94... Married to the former LaToya Singleton... Born 11/7/76.

Pete Garces

(Kicker/Rookie/5-10/190/Idaho State) Played final two collegiate seasons (1998-99) at Idaho State after beginning his college career at Mesa (Ariz.) Junior College in 1996-97... Made 27-of-37 field goals and 55-of-59 extra points at Idaho State, including 13-of-16 from 50 yards-or-more... First-team All-Big Sky pick in both 1998-99, and conference Special Teams Player of the Week twice in each season... Made 14-of-18 field goals and 21-of-23 PAT's in '99 (63 points) and 13-of-19 field goals and 34-of-36 PAT's in '98 (73 points)... Boomed a career-long 60-yard field goal in '99 game vs. Cal State Northridge and connected on two efforts from 50 yards-or-more in '99 outing vs. Cal State Sacramento... The 60-yarder set an NCAA record for longest field goal without a tee... Also tied NCAA career record for most 50+-yard goals (11)... First-team All-Mission Conference as a sophomore in 1997 at Mesa J.C.... Broke school record at Mesa with 54-yard field goal in '97... Mesa Special Teams MVP as a sophomore with 10-of-14 field goals and 28-of-29 extra points... Team captain at Mesa in '97... Played at Point Loma (San Diego, Calif.) High School... Born 12/30/77.

James Hall

(Defensive End/Rookie/6-2/271/Michigan) Four-year letterwinner and three-year starter at rush linebacker who finished career at Michigan with 185 tackles, 25 sacks (second in school history) and 40 tackles for loss (fourth in school history)... Started 33 consecutive games to end his collegiate career and played in 2000 East-West Shrine Bowl... Third-team All-America pick by Sporting News, honorable mention All-Big Ten and Butkus Award semi-finalist as a senior in 1999... Had 54 tackles and team-high seven sacks in '99, including two at Wisconsin... All-Big Ten second-team pick as a junior in 1998 by both coaches and media with career-highs in tackles (63), sacks (team-high 11) and tackles for loss (team-high 16)... Named Big Ten Co-Defensive Player of the Week for performance in '98 vs. Penn State when he tallied two sacks, forced a fumble and blocked a field goal... Recorded 51 tackles, four sacks and eight tackles for loss as a sophomore in 1997... Saw action in 11 of 12 games as a redshirt freshman in 1996, registering 17 tackles and three sacks... All-State pick as a prep senior in 1994 at St.

Augustine (New Orleans, La.) High School... Named as the 13th-best defensive line prospect in the country by Prep Football Report... Collected 67 tackles, eight sacks and an interception in '94... Born 2/4/77.

Leroy Hodge

(Wide Receiver/Rookie/6-1/215/Texas A&M) Three-year starter and four-year letterwinner for Aggies who tallied 70 catches for 964 yards and four touchdowns in collegiate career... Third on squad in 1999 with career-high 25 receptions for 314 yards and two scores... Started 11 games as a junior in 1998 and reeled in 15 balls (second on squad) for 214 yards and a TD... Third on squad with 23 receptions for career-high 336 yards and a TD as a sophomore in 1997... Saw action in all 12 games as a redshirt freshman in 1996 and caught seven passes for 100 yards... Grabbed 18 passes for 304 yards and four touchdowns as a senior at Terry (Rosenburg, Tex.) High School, in addition to returning 16 punts for 293 yards and a TD... Also averaged over 20 points and 10 rebounds on the basketball team... Academic All-District pick in high school as well... Born 2/5/77.

Casey Jensen

(Center/Rookie/6-6/291/Michigan State) Two-year starter for MSU - at guard as a junior in 1998 and at center in 1999... Started every game in '99 and was named honorable mention All-Big Ten by both coaches and media... Earned MSU Up Front Award as squad's most outstanding interior lineman in '99... Named Offensive Spartan of the Week for effort in '99 outing vs. Purdue... Started every game at guard in '98 as a junior (two at left guard and 10 games at right guard)... Named Spartan Offensive Player of the Week for effort vs. Oregon, playing both guard slots and time at center... Saw action in five games as a sophomore in 1997 and 11 games as a redshirt freshman in 1996 (no starts in first two years)... Blue Chip Illustrated All-Regional team as a prep senior in 1994 at Eagan (Minn.) High School... Ranked among mid-west's top prep prospects (#115) by Super Prep... First-team All-State pick by both Minneapolis Star Tribune and St. Paul Pioneer Press in '94... First-team All-Metro and All-Conference selection as a senior as well... Named conference Lineman of the Year in '94... Played his first three prep seasons at Detroit Lakes (Minn.) High School... Helped Detroit Lakes to back-to-back state titles in 1992-93 with a record of 27-0 in that span... Born 4/13/77.

Jeremy Mankins

(Guard/Rookie/6-4/320/Boise State) Three-year letterwinner who capped his college career off by starting the final 43 outtings for Boise State... As a senior in 1999, was named All-Big West first-team, in addition to Boise State's Outstanding Offensive Lineman... Key figure in '99 as Boise State's offense averaged 413 yards of total offense and a Big West-best 33.0 points per game during the regular season... Second-team All-Big West honors as a junior in 1998 and named honorable mention All-Conference as a sophomore in 1997... Inserted into the Broncos' starting lineup midway through his freshman campaign in 1996... Blue Chip All-American selection as a prep senior in 1995 at Hughson (Calif.) High School... Member of the Cal-Hi Top 50 recruiting list who was listed among the Hot 100 West Coast prospects by the Long Beach Press in 1995... Received first-team All-Conference honors as a prep junior and senior and was an All-State and All-District selection as a senior in '95... Earned three varsity letters in football and one in wrestling in high school... Born 8/25/76.

Nick O'Brien

(Guard/Rookie/6-2/328/Texas A&M-Kingsville) Two-year starter at Texas A&M-Kingsville in 1998-99 after transferring there from Navarro Junior College in Corsicana, Tex., where he played previously for two seasons... All-American choice at Texas A&M-Kingsville as a senior in '99 and first-team All-Lone Star Conference pick in both 1998-99... Helped lead the Javelinas to the NCAA Division II semi-final playoff round in '98... All-State, All-area and All-Conference pick as a prep standout at Overbrook (Sicklerville, N.J.) High School... Also wrestled in high school... Married, and is a father of three... Born 11/19/71.

Joe O'Neill

(Linebacker/Rookie/6-1/216/Bowling Green) Four-year starter at Bowling Green who recorded 358 tackles (37 for loss), four forced fumbles and three interceptions during college career... Brother, Kevin, is a third-year linebacker for the Lions... Second-team All-MAC selection as a senior in 1999 with 90 tackles and 11 tackles for loss... Recorded 95 stops as a junior in 1998, with season-high 16 tackles at Missouri... Second on squad with career-high 96 tackles (brother, Kevin was club leader) as a sophomore in 1997, with season-high 15 stops at Ohio State and vs. Ohio... Started nine games as a redshirt freshman in 1996, making 77 tackles (seven for loss) and career-high two interceptions... Had 17 tackles in '96 outing vs. Alabama... Three-year letterwinner at Walsh Jesuit (Twinsburg, Ohio) High School... All-State pick as a prep senior in 1994 by Cleveland Plain Dealer and Akron Touchdown Club... Helped high school to state semi-finals in each of last two prep seasons... Four letters in wrestling in high school as well... Born 12/11/76.

Sean Powell

(Defensive Tackle/Rookie/6-1/292/New Mexico State) Two-year letterwinner at New Mexico State in 1998-99 who transferred from Long Beach (Calif.) City College (1996-97)... Recorded team-high 6.5 sacks to go with 55 tackles (12 for loss) as a senior at NMSU in '99... Named second-team All-Big West in '99... Made 25 tackles and one sack as a junior in '98, breaking into the starting lineup for the season's final two contests... Two-time first-team All-Mission Conference while at Long Beach C.C.... Had 62 tackles (19 for loss) and eight sacks at Long Beach as a sophomore in '97... Helped LBCC to a win in the '97 Simple Green-Orange County Bowl... Second-team All-State pick at Leuzinger (Lonsdale, Calif.) High School... Born 1/23/74.

Andre Rone

(Wide Receiver/1st Year/5-10/180/Mississippi) First-year receiver who spent 1999 training camp with the club and the first two weeks of the '99 season on the Lions' practice squad... Played in 1999 NFL Europe League season for the Berlin Thunder, catching 39 passes (tied for sixth in the league) for 430 yards (eighth in NFLEL) and two touchdowns... Also had a stint with the Miami Dolphins during their 1998 training camp... Finished college career at Mississippi in 1996-97, with his last game coming in the inaugural Motor City Bowl, notching 200 yards receiving in that contest... Born 4/14/76.

Charlie Sanders

(Running Back/Rookie/5-9/211/Emporia State (Kan.)) Suburban Detroit native (Rochester) who began collegiate career at Ohio State (1995-98) and transferred to Emporia State (Kan.) for his senior season in 1999... Son of current Lions' scout and former standout tight end Charlie Sanders... Rushed 33 times for 164 yards and two touchdowns in six games as a senior at Emporia State in '99... Appeared in eight games as a reserve at Ohio State from 1996-98, rushing eight times for 27 yards... Redshirted at Ohio State in 1995... Rushed for more than 2,600 yards combined in his last two seasons at Adams (Rochester, Mich.) High School, with 1,244 yards as a senior in '94 and 8.4 yards per carry... All-State and All-City following both his junior and senior seasons at Adams... Also lettered in track in high school... Born 9/22/76.

Andy Vincent

(Tackle/Rookie/6-4/306/Texas A&M) Two-year starter and four-year letterwinner... Helped Aggies' offense to high national ranking in each of past two seasons, averaging 312 yards per game as a junior in 1998 and 374.1 yards per contest as a senior in '99... Played in all 13 contests (two starts at right tackle) as a sophomore in 1997... Played in all 12 of squad's games as a reserve at right guard in 1996 as a true freshman... Rated one of the top offensive line prospects in Louisiana as a prep standout at Sulphur High School... Also competed in the shot put and discus in high school, placing in both events at the Louisiana state meet... A cousin, Mike, played football at LSU... Born 6/11/78.

Jimmy Wyrick


(Cornerback/Rookie/5-9/179/Minnesota) Two-year starter at cornerback (1997 and '99) who missed the 1998 campaign with a broken foot and played in 1996 as a redshirt freshman at wide receiver... Recorded 55 tackles and two interceptions as a senior in '99, returning them 51 and 64 yards respectively (51-yarder for a score)... Started all 12 games as a sophomore in 1997 at cornerback, tying for fourth on squad with 67 tackles, in addition to two interceptions... Played in all 11 games as a redshirt freshman at wide receiver, catching one pass for 10 yards, and blocked a punt on special teams... Dallas Morning News and Ft. Worth Star Telegram Top 100 recruit at DeSoto (Tex.) High School... All-District pick as a prep senior in 1994, catching 45 passes in his final two years of high school... Captured district title in the 100 meters for DeSoto's track team in '94... Born 12/31/76.



How The 1999 Lions Were Built

YEAR	DRAFT	TRADE	FREE AGENTS	WAIVERS
1991 (1)	Herman Moore (1)			
1992 (3)	Robert Porcher (1) Tracy Scroggins (2a) Jason Hanson (2b)			
1993 (1)	Mike Compton (3b)			
1994 (4)	Johnnie Morton (1) Tony Sample (5)		Scott Kowalkowski (D-8 '91 Philadelphia) Ron Rivers (FA '94 San Diego)	
1995 (5)	Luther Elliss (1) David Sloan (3) Stephen Boyd (5a) Cory Schlesinger (6b)		Ron Rice (FA '96 Lions)	
1996 (2)	Jeff Harlings (1b)		Ray Roberts-IR (D-1 '92 Seattle)	
1997 (13)	Bryan Westbrook (1) Juan Roque (2a) Kevin Abrams (2b) -- IR Matt Russell (4) -- IR Pete Chryplewicz (5a) -- IR Tony Ramirez (6) Richard Jordan (7c) -- IR		Robert Bailey (D-4 '91 L.A. Rams) Eric Beverly (FA '97 Lions) Mark Carner (D-1 '90 Chicago) John Jett (FA '92 Minnesota) Travis Kirschke (FA '97 Lions) Ryan Stewart -- IR (D-3 '96 Lions)	
1998 (15)	Terry Fair (1) -- NF Germane Crowell (2a) Charlie Batch (2b)		Allen Aldridge (D-2 '94 Denver) Kevin Blaise -- IR (FA '98 Lions) Lamar Campbell (FA '98 Lions) Brock Olivo (FA '98 49ers) Kevin O'Neill (FA '98 Lions) Dan Owens (D-2 '90 Detroit) Walter Rasby (FA '94 Pittsburgh) Travis Reece (FA '98 Lions) Brian Stablein (D-8 '93 Denver) Kywin Supermaw -- IR (FA '98 Lions) Henry Taylor -- PS (FA '98 Chargers) Corey Thomas -- PS (FA '98 Lions)	
1999 (25)	Chris Claiborne (1a) Aaron Gibson (1b) -- IR Jared DeVries (3) Sedrick Irvin (4) Clint Knewaldt (6) Mike Pringley (7)	Greg Hill [§] (D-1 '94 Chiefs)	Barrett Brooks (D-2 '95 Eagles) Corwin Brown (D-4 '93 Patriots) J.B. Brown (D-12 '89 Dolphins) Chris Cummings (FA '99 Saints) -- PS Andre Dixon -- IR (FA '99 Lions) Scott Fields (FA '96 Falcons) -- PS Jeff Fox FA '99 Gus Frenotte (D-7 '94 Redskins) Dwayne Harper (D-11 '86 Seahawks) Desmond Howard (D-1 '92 Redskins) Paul Janus (FA '98 Panthers) James Jones (D-3 '91 Browns) Kelvin Pritchell (D-1 '91 Cowboys) Cory Sauter (FA '98 Cardinals) Ed Smith (FA '96 Rams) Paul Spicer (FA '96 Seahawks) -- PS Ty Talton (D-6 '99 Lions) Theanyi Uwaezuoka (D-5 '96 49ers)	

[§] Trade with St. Louis for 2000 fifth and seventh round picks



Lions Personnel



2000 Detroit Lions' Alphabetical Roster

1999

No.	Name	Pos.	Ht.	Wt.	Birth	Exp.	College	Hometown	How Acq.	GP-GS-DNP-IA
24	Abrams, Kevin	CB	5-8	170	2/28/74	4	Syracuse	Tampa, Fla.	D-2b '97	1-0-0-4
55	Aldridge, Allen	LB	6-1	254	5/30/72	7	Houston	Missouri City, Tex.	UFA (DEN) '98	16-14-0-0
12	Alexander, Tim	WR	6-0	186	10/14/74	1	Oregon State	Sarasota, Fla.	FA '00	0-0-0-0
10	Batch, Charlie	QB	6-2	220	12/5/74	3	Eastern Michigan	Homestead, Pa.	D-2b '98	11-10-4-1
5	Bayes, Andrew	P	6-2	200	2/11/78	R	East Carolina	Hyattsville, Md.	FA '00	0-0-0-0
79	Beverly, Eric	C	6-3	294	3/28/74	3	Miami (Ohio)	Bedford Heights, Ohio	FA '97	16-2-0-0
65	Blaise, Kerlin	G	6-5	323	12/25/74	3	Miami (Fla.)	Orlando, Fla.	FA '98	16-4-0-0
70	Boone, Alfonso	DT	6-3	305	1/11/76	R	Mt. San Antonio	Saginaw, Mich.	D-7 '00	0-0-0-0
57	Boyd, Stephen	LB	6-0	242	8/22/72	6	Boston College	Valley Stream, N.Y.	D-5a '95	14-14-0-2
47	Brominski, Steve	TE	6-4	264	10/24/76	R	Syracuse	Wilkes-Barre, Pa.	FA '00	0-0-0-0
76	Brooks, Barrett	T	6-4	326	5/5/72	6	Kansas State	St. Louis, Mo.	UFA (PHIL) '99	16-12-0-0
44	Brown, Corwin	S	6-1	205	4/25/70	8	Michigan	Chicago, Ill.	FA '99	13-1-0-0
48	Cameron, Delaunta	LB	6-2	235	7/2/75	1	Georgia Tech	Arlington, Va.	FA '00	0-0-0-0
39	Campbell, Lamar	CB	5-11	183	8/29/76	3	Wisconsin	Chester, Pa.	FA '98	15-2-1-0
8	Case, Stoney	QB	6-3	201	7/7/72	6	New Mexico	Odessa, Tex.	UFA (BAL) '00	10-4-6-0
81	Chryplewicz, Pete	TE	6-5	261	4/27/74	4	Notre Dame	Sterling Heights, Mich.	D-5a '97	11-1-1-0
50	Claiborne, Chris	LB	6-3	255	7/26/78	2	Southern California	Riverside, Calif.	D-1a '99	15-13-0-1
77	Crompton, Mike	C	6-6	298	9/18/70	8	West Virginia	Richland, Va.	D-3b '93	15-15-0-1
82	Crowell, Germane	WR	6-3	216	9/13/76	3	Virginia	Winston Salem, N.C.	D-2a '98	16-15-0-0
41	Cummings, Chris	CB	5-8	185	1/5/74	1	Louisiana State	Dothan, Ala.	FA '99	0-0-0-0
95	DeVries, Jared	DE	6-4	280	6/11/76	2	Iowa	Aplington, Iowa	D-3 '99	2-0-0-14
31	Dixon, Andre'	CB	6-1	200	12/4/75	2	Northeastern	Philadelphia, Pa.	FA '99	4-0-0-0
9	Douglas, Henry	WR	5-11	171	3/3/77	1	North Carolina A&T	Southern Pines, N.C.	FA '00	0-0-0-0
21	Droughns, Reuben	RB	5-11	207	8/21/78	R	Oregon	Anaheim, Calif.	D-3 '00	0-0-0-0
94	Elliss, Luther	DT	6-5	305	3/22/73	6	Utah	Mancos, Colo.	D-1 '95	15-14-0-1
23	Fair, Terry	CB	5-9	184	7/20/76	3	Tennessee	Phoenix, Ariz.	D-1 '98	11-11-0-2
27	Franz, Todd	CB	6-0	194	4/12/76	R	Tulsa	Weatherford, Okla.	D-5 '00	0-0-0-0
51	Fields, Scott	LB	6-2	220	4/22/73	3	Southern California	Ontario, Calif.	FA '99	0-0-0-0
17	Foster, Larry	WR	5-10	196	11/7/76	R	Louisiana State	Harvey, La.	FA '00	0-0-0-0
3	Garces, Pete	K	5-10	190	12/30/77	R	Idaho State	San Diego, Calif.	FA '00	0-0-0-0
71	Gibson, Aaron	T	6-4	380	9/27/77	2	Wisconsin	Indianapolis, Ind.	D-1b '99	0-0-0-0
54	Green, Barrett	LB	6-0	217	10/29/77	R	West Virginia	West Palm Beach, Fla.	D-2 '00	0-0-0-0
63	Hall, James	DE	6-2	271	2/4/77	R	Michigan	New Orleans, La.	FA '00	0-0-0-0
4	Hanson, Jason	K	5-11	182	6/17/70	9	Washington State	Spokane, Wash.	D-2b '92	16-0-0-0
64	Harlings, Jeff	G	6-3	295	9/7/72	5	Penn State	St. Henry, Ohio	D-1b '96	16-16-0-0
15	Hodge, Leroy	WR	6-1	215	2/5/77	R	Texas A&M	Rosenberg, Tex.	FA '00	0-0-0-0
33	Irvin, Sedrick	RB	5-11	226	3/30/78	2	Michigan State	Miami, Fla.	D-4 '99	14-0-0-2
69	Janus, Paul	G	6-4	294	3/17/75	2	Northwestern	Edgerton, Wisc.	FA '99	0-0-0-2
61	Jensen, Casey	C	6-6	291	4/13/77	R	Michigan State	Eagen, Minn.	FA '00	0-0-0-0
19	Jett, John	P	6-0	197	11/11/68	8	East Carolina	Reedville, Va.	UFA (DAL) '97	16-0-0-0
49	Johnson, Tony	TE	6-5	255	2/5/72	5	Alabama	Sardis, Miss.	FA '00	0-0-0-0
98	Jones, James	DT	6-2	295	2/6/69	10	Northern Iowa	Davenport, Iowa	UFA (BAL) '99	16-16-0-0
99	Jordan, Richard	LB	6-1	256	12/1/74	4	Missouri Southern	Vian, Okla.	D-7c '97	9-0-0-0
67	Kirschke, Travis	DE	6-3	287	9/6/74	4	UCLA	Yorba Linda, Calif.	FA '97	15-7-0-1
52	Kowalkowski, Scott	LB	6-2	220	8/23/68	10	Notre Dame	Orchard Lake, Mich.	FA '94	16-3-0-0

LIONS PERSONNEL

										1999
No.	Name	Pos.	Ht.	Wt.	Birth	Exp.	College	Hometown	How Acq.	GP-GS-DNP-IA
58	Kriewaldt, Clint	LB	6-1	236	3/17/76	2	Wisc.-Stevens Point	Shiocton, Wisc.	D-6 '99	12- 0- 0- 4
63	Mankins, Jeremy	G	6-4	320	8/25/76	R	Boise State	Hughson, Calif.	FA '00	0- 0- 0- 0
73	McDougle, Stockar	G	6-6	350	1/11/77	R	Oklahoma	Deerfield Beach, Fla.	D-1 '00	0- 0- 0- 0
84	Moore, Herman	WR	6-4	224	10/20/69	10	Virginia	Danville, Va.	D-1 '91	8- 4- 0- 8
87	Morton, Johnnie	WR	6-0	190	10/7/71	7	Southern California	Torrance, Calif.	D-1 '94	16- 12- 0- 0
68	O'Brien, Nick	G	6-2	328	11/19/72	R	Texas A&M-Kingsville	Sickerville, N.J.	FA '00	0- 0- 0- 0
26	Olivo, Brock	FB	6-0	232	6/24/76	3	Missouri	Washington, Mo.	FA '98	14- 0- 0- 0
46	O'Neill, Joe	LB	6-1	216	12/11/76	R	Bowling Green	Twinsburg, Ohio	FA '00	0- 0- 0- 0
59	O'Neill, Kevin	LB	6-2	249	4/14/75	3	Bowling Green	Twinsburg, Ohio	FA '98	4- 0- 0- 3
91	Porcher, Robert	DE	6-3	282	7/30/69	9	South Carolina St.	Wando, S.C.	D-1 '92	15- 13- 0- 1
61	Powell, Sean	DT	6-1	292	1/23/74	R	New Mexico State	Londale, Calif.	FA '00	0- 0- 0- 0
92	Pringley, Mike	DE	6-4	277	5/22/76	2	North Carolina	Linden, N.J.	D-7 '99	8- 0- 1- 7
93	Pritchett, Kelvin	DT	6-3	319	10/24/69	10	Mississippi	Atlanta, Ga.	UFA (JAX) '99	16- 2- 0- 0
75	Ramirez, Tony	T	6-6	305	1/28/73	4	Northern Colorado	Lincoln, Neb.	D-6 '97	12- 3- 2- 2
89	Rasby, Walter	TE	6-3	251	9/7/72	7	Wake Forest	Washington, N.C.	UFA (CAR) '98	16- 6- 0- 0
36	Reece, Travis	FB	6-3	251	4/3/75	3	Michigan State	Detroit, Mich.	FA '98	4- 0- 0- 1
66	Reese, Quinton	DE	6-4	252	8/26/77	R	Auburn	Birmingham, Ala.	D-6 '00	0- 0- 0- 0
28	Rice, Ron	S	6-1	217	11/9/72	6	Eastern Michigan	Detroit, Mich.	FA '95	16- 16- 0- 0
72	Roberts, Ray	T	6-6	320	6/3/69	9	Virginia	Asheville, N.C.	UFA (SEA) '96	14- 14- 0- 0
14	Rone, Andre'	WR	5-10	180	4/14/76	1	Mississippi	Daytona Beach, Fla.	FA '00	0- 0- 0- 0
74	Roque, Juan	T	6-8	332	2/6/74	4	Arizona State	Ontario, Calif.	D-2a '97	3- 2- 3- 10
38	Sanders, Charlie	RB	5-9	211	9/22/76	R	Emporia State	Rochester, Mich.	FA '00	0- 0- 0- 0
16	Sauter, Cory	QB	6-4	215	11/21/74	2	Minnesota	Hutchinson, Minn.	FA '99	0- 0- 1- 15
30	Schlesinger, Cory	FB	6-0	246	6/23/72	6	Nebraska	Duncan, Neb.	D-6b '95	16- 11- 0- 0
45	Schulz, Kurt	S	6-1	208	12/12/68	9	Eastern Washington	Yakima, Wash.	UFA (BUF) '00	16- 16- 0- 0
97	Scroggins, Tracy	DE	6-3	273	9/11/69	9	Tulsa	Checotah, Okla.	D-2a '92	14- 11- 0- 2
62	Semple, Tony	G	6-5	303	12/20/70	7	Memphis	Lincoln, Ill.	D-5 '94	12- 12- 1- 3
86	Sloan, David	TE	6-6	260	6/8/72	6	New Mexico	Tollhouse, Calif.	D-3 '95	16- 15- 0- 0
60	Spicer, Paul	DE	6-4	269	8/18/75	2	Saginaw Valley	Indianapolis, Ind.	FA '99	2- 0- 0- 2
83	Stablein, Brian	WR	6-1	194	4/14/70	7	Ohio State	Erie, Pa.	FA '98	16- 2- 0- 0
11	Stenstrom, Steve	QB	6-2	202	12/23/71	6	Stanford	El Toro, Calif.	FA '00	6- 3- 7- 3
34	Stewart, James	RB	6-1	226	12/27/71	6	Tennessee	Morristown, Tenn.	UFA (JAX) '00	14- 7- 1- 1
42	Stewart, Ryan	S	6-1	206	9/30/73	5	Georgia Tech	Moncks Corner, S.C.	FA '97	2- 0- 0- 4
29	Supernaw, Kywin	S	6-1	207	6/2/75	3	Indiana	Claremore, Okla.	FA '98	2- 0- 0- 2
25	Talton, Ty	S	5-11	201	5/10/76	2	Northern Iowa	Beloit, Wisc.	FA '99	12- 0- 0- 3
96	Taylor, Henry	DT	6-2	303	11/29/75	3	South Carolina	Barnwell, S.C.	FA '98	0- 0- 0- 0
18	Tomczak, Mike	QB	6-1	210	10/23/62	16	Ohio State	Calumet City, Ill.	UFA (PIT) '00	16- 5- 0- 0
70	Vincent, Andy	T	6-4	306	6/11/78	R	Texas A&M	Sulphur, La.	FA '00	0- 0- 0- 0
32	Westbrook, Bryan	CB	6-0	198	12/19/74	4	Texas	Oceanside, Calif.	D-1 '97	10- 8- 0- 6
35	Wyrick, Jimmy	CB	5-9	179	12/31/76	R	Minnesota	DeSoto, Tex.	FA '00	0- 0- 0- 0



2000 Detroit Lions' Numerical Roster

No.	Name	Pos.	Ht.	Wt.	Age	Exp.	College	Hometown	How Acq.	GP-GS-DNP-IA
3	Pete Garcés	K	5-10	190	22	R	Idaho State	San Diego, Calif.	FA '00	0-0-0-0
4	Jason Hanson	K	5-11	182	29	9	Washington State	Spokane, Wash.	D-2b '92	16-0-0-0
5	Andrew Bayes	P	6-2	200	22	R	East Carolina	Hyattsville, Md.	FA '00	0-0-0-0
8	Stoney Case	QB	6-3	201	28	6	New Mexico	Odessa, Tex.	UFA (BAL) '00	10-4-6-0
9	Henry Douglas	WR	5-11	171	23	1	North Carolina A&T	Southern Pines, N.C.	FA '00	0-0-0-0
10	Charlie Batch	QB	6-2	220	25	3	Eastern Michigan	Homestead, Pa.	D-2b '98	11-10-4-1
11	Steve Stenstrom	QB	6-2	202	28	6	Stanford	Ei Toro, Calif.	FA '00	6-3-7-3
12	Tim Alexander	WR	6-0	186	25	1	Oregon State	Sarasota, Fla.	FA '00	0-0-0-0
14	Andre' Rone	WR	5-10	180	24	1	Mississippi	Daytona Beach, Fla.	FA '00	0-0-0-0
15	Leroy Hodge	WR	6-1	215	23	R	Texas A&M	Rosenberg, Tex.	FA '00	0-0-0-0
16	Cory Saulter	QB	6-4	215	25	2	Minnesota	Hutchinson, Minn.	FA '99	0-0-1-15
17	Larry Foster	WR	5-10	196	23	R	Louisiana State	Harvey, La.	FA '00	0-0-0-0
18	Mike Tomczak	QB	6-1	210	37	16	Ohio State	Calumet City, Ill.	UFA (PIT) '00	16-5-0-0
19	John Jett	P	6-0	197	31	8	East Carolina	Reedville, Va.	UFA (DAL) '97	16-0-0-0
21	Reuben Droughns	RB	5-11	207	21	R	Oregon	Anaheim, Calif.	D-3 '00	0-0-0-0
23	Terry Fair	CB	5-9	184	23	3	Tennessee	Phoenix, Ariz.	D-1 '98	11-11-0-2
24	Kevin Abrams	CB	5-8	170	25	4	Syracuse	Tampa, Fla.	D-2b '97	1-0-0-4
25	Ty Talton	S	5-11	201	23	2	Northern Iowa	Beloit, Wisc.	FA '99	12-0-0-3
26	Brock Olivo	FB	6-0	232	23	3	Missouri	Washington, Mo.	FA '98	14-0-0-0
27	Todd Franz	CB	6-0	194	24	R	Tulsa	Weatherford, Okla.	D-5 '00	0-0-0-0
28	Ron Rice	S	6-1	217	27	6	Eastern Michigan	Detroit, Mich.	FA '95	16-16-0-0
29	Kywin Supernaw	S	6-1	207	24	3	Indiana	Claremore, Okla.	FA '98	2-0-0-2
30	Cory Schlesinger	FB	6-0	246	27	6	Nebraska	Duncan, Neb.	D-6b '95	16-11-0-0
31	Andre' Dixon	CB	6-1	200	24	2	Northeastern	Philadelphia, Pa.	FA '99	4-0-0-0
32	Bryant Westbrook	CB	6-0	198	25	4	Texas	Oceanside, Calif.	D-1 '97	10-8-0-6
33	Sedrick Irvin	RB	5-11	226	21	2	Michigan State	Miami, Fla.	D-4 '99	14-0-0-2
34	James Stewart	RB	6-1	227	28	6	Tennessee	Morrisstown, Tenn.	UFA (JAX) '00	14-7-1-1
35	Jimmy Wyrick	CB	5-9	179	23	R	Minnesota	DeSoto, Tex.	FA '00	0-0-0-0
36	Travis Reece	FB	6-3	251	24	3	Michigan State	Detroit, Mich.	FA '98	4-0-0-1
38	Charlie Sanders	RB	5-9	211	23	R	Emporia State	Rochester, Mich.	FA '00	0-0-0-0
39	Lamar Campbell	CB	5-11	183	23	3	Wisconsin	Chester, Pa.	FA '98	15-2-1-0
41	Chris Cummings	CB	5-8	185	26	1	Louisiana State	Dothan, Ala.	FA '99	0-0-0-0
42	Ryan Stewart	S	6-1	206	26	5	Georgia Tech	Moncks Corner, S.C.	FA '97	2-0-0-4
44	Corwin Brown	S	6-1	205	29	8	Michigan	Chicago, Ill.	FA '99	13-1-0-0
45	Kurt Schulz	S	6-1	208	31	9	Eastern Washington	Yakima, Wash.	UFA (BUF) '00	16-16-0-0
46	Joe O'Neill	LB	6-1	216	23	R	Bowling Green	Twinsburg, Ohio	FA '00	0-0-0-0
47	Steve Brominski	TE	6-4	264	23	R	Syracuse	Wilkes-Barre, Pa.	FA '00	0-0-0-0
48	Delaunta Cameron	LB	6-2	235	24	1	Georgia Tech	Arlington, Va.	FA '00	0-0-0-0
49	Tony Johnson	TE	6-5	255	28	5	Alabama	Sardis, Miss.	FA '00	0-0-0-0
50	Chris Claiborne	LB	6-3	255	21	2	Southern California	Riverside, Calif.	D-1a '99	15-13-0-1
51	Scott Fields	LB	6-2	220	26	3	Southern California	Ontario, Calif.	FA '99	0-0-0-0
52	Scott Kowalkowski	LB	6-2	220	31	10	Notre Dame	Orchard Lake, Mich.	FA '94	16-3-0-0
54	Barrett Green	LB	6-0	217	22	R	West Virginia	West Palm Beach, Fla.	D-2 '00	0-0-0-0

LIONS PERSONNEL

											1999
No.	Name	Pos.	Ht.	Wt.	Age	Exp.	College	Hometown	How Acq.	GP-GS-DNP-IA	
55	Allen Aldridge	LB	6-1	254	27	7	Houston	Missouri City, Tex.	UFA (DEN) '98	16-14-0-0	
57	Stephen Boyd	LB	6-0	242	27	6	Boston College	Valley Stream, N.Y.	D-5a '95	14-14-0-2	
58	Clint Kriewaldt	LB	6-1	236	23	2	Wisc.-Stevens Point	Shiocton, Wisc.	D-6 '99	12-0-0-4	
59	Kevin O'Neill	LB	6-2	249	24	3	Bowling Green	Twinsburg, Ohio	FA '98	4-0-0-3	
60	Paul Spicer	DE	6-4	269	24	2	Saginaw Valley	Indianapolis, Ind.	FA '99	2-0-0-2	
61	Casey Jensen	C	6-6	291	23	R	Michigan State	Eagen, Minn.	FA '00	0-0-0-0	
61	Sean Powell	DT	6-1	292	26	R	New Mexico State	Londale, Calif.	FA '00	0-0-0-0	
62	Tony Semple	G	6-5	303	29	7	Memphis	Lincoln, Ill.	D-5 '94	12-12-1-3	
63	Jeremy Mankins	G	6-4	320	23	R	Boise State	Hughson, Calif.	FA '00	0-0-0-0	
63	James Hall	DE	6-2	271	23	R	Michigan	New Orleans, La.	FA '00	0-0-0-0	
64	Jeff Hartings	G	6-3	295	27	5	Penn State	St. Henry, Ohio	D-1b '96	16-16-0-0	
65	Kerlin Blaise	G	6-5	323	25	3	Miami (Fla.)	Orlando, Fla.	FA '98	16-4-0-0	
66	Quinton Reese	DE	6-4	252	22	R	Auburn	Birmingham, Ala.	D-6 '00	0-0-0-0	
67	Travis Kirschke	DE	6-3	287	25	4	UCLA	Yorba Linda, Calif.	FA '97	15-7-0-1	
68	Nick O'Brien	G	6-2	328	27	R	Texas A&M-Kingsville	Sickerville, N.J.	FA '00	0-0-0-0	
69	Paul Janus	G	6-4	294	24	2	Northwestern	Edgerton, Wisc.	FA '99	0-0-0-2	
70	Andy Vincent	T	6-4	306	21	R	Texas A&M	Sulphur, La.	FA '00	0-0-0-0	
70	Alfonso Boone	DT	6-3	305	24	R	Mt. San Antonio	Saginaw, Mich.	D-7 '00	0-0-0-0	
71	Aaron Gibson	T	6-4	380	22	2	Wisconsin	Indianapolis, Ind.	D-1b '99	0-0-0-0	
72	Ray Roberts	T	6-6	320	30	9	Virginia	Asheville, N.C.	UFA (SEA) '96	14-14-0-0	
73	Stockar McDougle	G	6-6	350	23	R	Oklahoma	Deerfield, Fla.	D-1 '00	0-0-0-0	
74	Juan Ramirez	T	6-8	332	26	4	Arizona State	Ontario, Calif.	D-2a '97	3-2-3-10	
75	Tony Ramirez	T	6-6	305	27	4	Northern Colorado	Lincoln, Neb.	D-6 '97	12-3-2-2	
76	Barrett Brooks	T	6-4	326	27	6	Kansas State	St. Louis, Mo.	UFA (PHIL) '99	16-12-0-0	
77	Mike Compton	C	6-6	298	29	8	West Virginia	Richland, Va.	D-3b '93	15-15-0-1	
79	Eric Beverly	C	6-3	294	25	3	Miami (Ohio)	Bedford Heights, Ohio	FA '97	16-2-0-0	
81	Pete Chrylewicz	TE	6-5	261	25	4	Notre Dame	Sterling Heights, Mich.	D-5a '97	11-1-1-0	
82	Germane Crowell	WR	6-3	216	23	3	Virginia	Winston Salem, N.C.	D-2a '98	16-15-0-0	
83	Brian Stablein	WR	6-1	194	29	7	Ohio State	Erie, Pa.	FA '98	16-2-0-0	
84	Herman Moore	WR	6-4	224	30	10	Virginia	Danville, Va.	D-1 '91	8-4-0-8	
86	David Sloan	TE	6-6	260	27	6	New Mexico	Tollhouse, Calif.	D-3 '95	16-15-0-0	
87	Johnnie Morton	WR	6-0	190	28	7	Southern California	Torrance, Calif.	D-1 '94	16-12-0-0	
89	Walter Rasby	TE	6-3	251	27	7	Wake Forest	Washington, N.C.	UFA (CAR) '98	16-6-0-0	
91	Robert Porcher	DE	6-3	282	30	9	South Carolina St.	Wando, S.C.	D-1 '92	15-14-0-1	
92	Mike Pringley	DE	6-4	277	23	2	North Carolina	Linden, N.J.	D-7 '99	8-0-1-5	
93	Kelvin Pritchett	DT	6-3	319	30	10	Mississippi	Atlanta, Ga.	UFA (JAX) '99	16-2-0-0	
94	Luther Elliss	DT	6-5	305	26	6	Utah	Mancos, Colo.	D-1 '95	15-14-0-1	
95	Jared DeVries	DE	6-4	280	23	2	Iowa	Aplington, Iowa	D-3 '99	2-0-0-14	
96	Henry Taylor	DT	6-2	303	24	3	South Carolina	Barnwell, S.C.	FA '98	0-0-0-0	
97	Tracy Scroggins	DE	6-3	273	30	9	Tulsa	Checotah, Okla.	D-2a '92	14-11-0-2	
98	James Jones	DT	6-2	295	31	10	Northern Iowa	Davenport, Iowa	UFA (BAL) '99	16-16-0-0	
99	Richard Jordan	LB	6-1	256	25	4	Missouri Southern	Vian, Okla.	D-7c '97	9-0-0-0	



Lions Roster Moves

SINCE 1999 TRAINING CAMP

- July 22:** Lions agreed to terms with 1999 sixth round draft choice LB CLINT KRIEVALDT and 1999 seventh round draft choice DE MIKE PRINGLEY.
- July 24:** Lions agreed to terms with 1999 first round draft choices LB CHRIS CLAIBORNE and T AARON GIBSON.
- July 25:** Lions agreed to terms with 1999 fourth round draft choice RB SEDRICK IRVIN and 1999 fifth round draft choice S TY TALTON. The Lions also place CB KEVIN ABRAMS and LB KEVIN O'NEILL on the active Physically Unable to Perform list. Additionally, undrafted rookie free agent WR DONNIE HART elected not to return to training camp.
- July 26:** Lions signed free agents: DE JERMAINE BENOIT, DT MARC MATOCK and WR ANDRE RONE.
- July 28:** Lions signed 1999 third round draft choice DE JARED DEVRIES.
- July 29:** Lions placed RB BARRY SANDERS on the Reserve/Did Not Report list.
- August 1:** Lions signed free agent RB JERRIS MCPHAIL and free agent TE ED SMITH. The team also released rookie free agent CB DEMETRIUS JOHNSON.
- August 4:** Lions signed free agent QB DONALD HOLLAS and released QB RON POWLUS.
- August 6:** Lions terminated the contract of QB DONALD HOLLAS and re-sign QB RON POWLUS.
- August 10:** Lions signed free agent C GREG ENGEL and waived rookie C JEREMY OFFUTT.
- August 16:** Lions signed free agent LB STEVE MORRISON and waived rookie WR UNDRE WILLIAMS.
- August 18:** Lions claimed DE ROD MANUEL off waivers from Cleveland and released rookie K BRIAN GOWINS.
- August 19:** Lions waived DE ROD MANUEL.
- August 20:** Lions signed free agent DE KELVIN KINNEY.
- August 26:** Lions waived the following five players: S SORIE KANU, TE ANTHONY MCKINNEY, RB JERRIS MCPHAIL, P DANIEL POPE and T MAREK RUBIN.
- August 30:** Lions released undrafted rookie free agents DE JERMAINE BENOIT, LB JOEY HALL and DT MARC MATOCK, and QB RON POWLUS. The Lions also placed LB KEVIN O'NEILL and DT DAN OWENS on the Physically Unable To Perform list and placed LB MATT RUSSELL on Injured Reserve.
- August 31:** Lions traded two undisclosed 2000 draft picks to St. Louis Rams in exchange for RB GREG HILL. Lions also signed LB ANDRE COLLINS, placed T AARON GIBSON on Injured Reserve and released S NIKIA CODIE, DT CHARLES DORSEY, WR HENRY DOUGLAS, G DWAYNE MORGAN, WR FREDDIE SCOTT and LB JOE TUIPALA.
- September 5:** Lions placed CB KEVIN ABRAMS on the Physically Unable to Perform list, and released the following players: WR DARRYL DANIEL, T ANDRE JOHNSON, DE KELVIN KINNEY, CB DELL MCGEE, LB STEVE MORRISON, CB PHIL NASH, RB PEPE PEARSON, WR ANDRE RONE, DE SHATONY SARGEANT, TE ED SMITH, DE PAUL SPICER, DT HENRY TAYLOR, TE KERRY TAYLOR, WR COREY THOMAS, T DERON THORP.
- September 7:** Lions signed CB DELL MCGEE, WR ANDRE RONE, DE PAUL SPICER, DT HENRY TAYLOR and WR COREY THOMAS to practice squad.
- September 10:** Lions de-activated the following players: C MIKE COMPTON, DE JARED DEVRIES, T TONY RAMIREZ and S TY TALTON
- September 12:** Lions de-activated the following players: LB CLINT KRIEVALDT, FB TRAVIS REECE, QB CORY SAUTER and S KYWIN SUPERNAW.
- September 15:** Lions signed free agent WR IHEANYI UWAEZUOKE and waived FB TRAVIS REECE.
- September 17:** Lions re-signed FB TRAVIS REECE to their practice squad, and waived WR ANDRE RONE from their practice squad. The team also de-activated the following players: DE JARED DEVRIES, WR HERMAN MOORE, T TONY RAMIREZ and S TY TALTON.
- September 19:** Lions de-activated the following players: C GREG ENGEL, LB CLINT KRIEVALDT, QB CORY SAUTER and S KYWIN SUPERNAW
- September 24:** Lions de-activated the following players: DE JARED DEVRIES, WR HERMAN MOORE, G TONY SEMPLE and S RYAN STEWART.
- September 26:** Lions de-activated the following players: LB CLINT KRIEVALDT, T JUAN ROQUE, QB CORY SAUTER and CB BRYANT WESTBROOK.
- September 30:** Lions waived rookie S TY TALTON and placed practice squad CB DELL MCGEE on the Practice Squad/Injured list.
- October 4:** Lions signed free agent S CORWIN BROWN
- October 6:** Lions signed CB ANDRE DIXON to the practice squad.
- October 7:** Lions released CB DELL MCGEE from the practice squad.
- October 8:** Lions signed DE PAUL SPICER from their practice squad, and released C GREG ENGEL. The team also de-activated the following players: DE JARED DEVRIES, G TONY SEMPLE, S RYAN STEWART, and CB BRYANT WESTBROOK.
- October 10:** Lions de-activated LB CLINT KRIEVALDT, WR HERMAN MOORE, DE ROBERT PORCHER, and QB CORY SAUTER.
- October 12:** Lions signed T JEREMY MCKINNEY to the practice squad.
- October 14:** Lions signed free agent S TY TALTON and placed S KYWIN SUPERNAW on Injured Reserve.
- October 15:** Lions de-activated the following players: LB STEPHEN BOYD, DE JARED DEVRIES, G TONY SEMPLE, S RYAN STEWART.
- October 17:** Lions de-activated the following players: QB CORY SAUTER, DE PAUL SPICER, WR IHEANYI UWAEZUOKE and CB BRYANT WESTBROOK.
- October 22:** Lions de-activated the following players: LB STEPHEN BOYD, DE JARED DEVRIES, G TONY SEMPLE, S RYAN STEWART.
- October 24:** Lions de-activated the following players: T JUAN ROQUE, QB CORY SAUTER, DE PAUL SPICER, and CB BRYANT WESTBROOK.
- October 29:** Lions de-activated DE JARED DEVRIES, WR HERMAN MOORE, DE MIKE PRINGLEY and RB RON RIVERS.
- October 30:** Lions activated CB KEVIN ABRAMS off the Physically Unable to Perform list, and placed S RYAN STEWART on Injured Reserve.
- October 31:** Lions de-activated LB ANDRE COLLINS, T JUAN ROQUE, QB CORY SAUTER and CB BRYANT WESTBROOK.
- November 5:** Lions de-activated LB ANDRE COLLINS, DE JARED DEVRIES, WR HERMAN MOORE and RB RON RIVERS.

LIONS PERSONNEL

- November 6:** Lions activated DE DAN OWENS off the Physically Unable to Perform list, and waived DE PAUL SPICER.
- November 10:** Lions sign DE PAUL SPICER to practice squad and waived T JEREMY MCKINNEY from the practice squad.
- November 7:** Lions de-activated CB KEVIN ABRAMS, DE MIKE PRINGLEY, T JUAN ROQUE and QB CORY SAUTER.
- November 12:** Lions de-activated CB KEVIN ABRAMS, DE JARED DeVRIES, WR HERMAN MOORE and RB RON RIVERS.
- November 14:** Lions de-activated QB CHARLIE BATCH, LB CHRIS CLAIBORNE, T JUAN ROQUE and DE TRACY SCROGGINS.
- November 17:** Lions placed LB RICHARD JORDAN on Injured Reserve and activated LB KEVIN O'NEILL from the Physically Unable to Perform list.
- November 19:** Lions de-activated CB KEVIN ABRAMS, DE JARED DeVRIES, WR HERMAN MOORE, RB RON RIVERS.
- November 21:** Lions de-activated LB ANDRE COLLINS, T JUAN ROQUE, QB CORY SAUTER and DE TRACY SCROGGINS.
- November 22:** S MARK CARRIER was placed on the Suspended list by the NFL for one game.
- November 24:** Lions activated CB ANDRE' DIXON from the practice squad. Lions also de-activated CB KEVIN ABRAMS, DE JARED DeVRIES, RB RON RIVERS and CB BRYANT WESTBROOK.
- November 25:** Lions de-activated LB ANDRE COLLINS, DE DAN OWENS, T JUAN ROQUE and QB CORY SAUTER.
- November 29:** Lions waived CB ANDRE' DIXON and had S MARK CARRIER re-instated to the 53-man roster.
- December 1:** Lions re-signed CB ANDRE' DIXON to their practice squad.
- December 3:** Lions de-activated RB SEDRICK IRVIN, DE TRAVIS KIRSCHKE, DE MIKE PRINGLEY and RB RON RIVERS. The team also placed CB KEVIN ABRAMS on Injured Reserve and signed FB TRAVIS REECE to their active roster from the practice squad.
- December 4:** Lions signed WR/KR DESMOND HOWARD and released LB ANDRE COLLINS.
- December 5:** Lions de-activated CB TERRY FAIR, LB KEVIN O'NEILL, T JUAN ROQUE and QB CORY SAUTER.
- December 8:** Lions signed free agent TE ED SMITH to the active roster and placed TE PETE CHRYPLEWICZ on Injured Reserve. The team also signed T PAUL JANUS to their practice squad.
- December 10:** Lions de-activated CB TERRY FAIR, RB SEDRICK IRVIN, DE MIKE PRINGLEY and RB RON RIVERS.
- December 12:** Lions de-activated DE JARED DeVRIES, T JUAN ROQUE, QB CORY SAUTER and WR IHEANYI UWAEZUOKE.
- December 14:** Lions placed CB TERRY FAIR on the Reserve/Non Football Injury list and signed free agent CB DWAYNE HARPER.
- December 17:** Lions de-activated CB J.B. BROWN, DE MIKE PRINGLEY, RB RON RIVERS and WR IHEANYI UWAEZUOKE.
- December 18:** Lions waived FB TRAVIS REECE and signed CB ANDRE' DIXON from the practice squad to the 53-man active roster.
- December 19:** Lions de-activated DE JARED DeVRIES, LB KEVIN O'NEILL, T JUAN ROQUE and QB CORY SAUTER.
- December 22:** Lions placed T RAY ROBERTS and FB BROCK OLIVO on Injured Reserve, re-signed FB TRAVIS REECE to the 53-man roster and signed G PAUL JANUS to the active roster from the practice squad. The team also signed LB SCOTT FIELDS to the practice squad.
- December 23:** Lions de-activated CB J.B. BROWN, G PAUL JANUS, DE MIKE PRINGLEY and S TY TALTON.
- December 25:** Lions de-activated DE JARED DeVRIES, RB RON RIVERS, QB CORY SAUTER and WR IHEANYI UWAEZUOKE.
- December 29:** Lions signed CB CHRIS CUMMINGS to the practice squad.
- December 31:** Lions de-activated CB J.B. BROWN, G PAUL JANUS, DE MIKE PRINGLEY and WR IHEANYI UWAEZUOKE.
- January 2:** Lions de-activated DE LUTHER ELLISS, LB KEVIN O'NEILL, QB CORY SAUTER and TE ED SMITH.
- January 4:** Lions place CB ANDRE' DIXON on Injured Reserve and signed free agent QB JEFF FOX.
- January 6:** Lions de-activated C ERIC BEVERLY, QB JEFF FOX, WR DESMOND HOWARD and DE MIKE PRINGLEY.
- January 8:** Lions de-activated QB CHARLIE BATCH, DE JARED DeVRIES, CB DWAYNE HARPER and TE ED SMITH.
- February 1:** Lions terminated club rights to QB JEFF FOX.
- February 2:** Lions re-signed FB BROCK OLIVO; signed DE JERMAINE BENOIT, LB DELAUNTA CAMERON, CB CHRIS CUMMINGS and DT HENRY TAYLOR.
- February 7:** Lions signed LB SCOTT FIELDS and DE PAUL SPICER.
- February 14:** Lions signed unrestricted free agent RB JAMES STEWART to a five-year contract.
- February 10:** Lions designated DE ROBERT PORCHER a non-exclusive rights franchise player; and released DT DAN OWENS.
- February 18:** Lions signed unrestricted free agent S KURT SCHULZ to a five-year contract.
- February 21:** Lions re-signed P JOHN JETT to a four-year contract; and signed free agents QB STEVE STENSTROM and TE TONY JOHNSON.
- March 9:** Lions reached agreement with QB MIKE TOMCZAK on a two-year contract.
- March 17:** Lions signed exclusive rights player LB KEVIN O'NEILL and free agent WR HENRY DOUGLAS.
- March 22:** Lions re-signed restricted free agent TE PETE CHRYPLEWICZ; and re-signed exclusive rights players CB LAMAR CAMPBELL and S KYWIN SUPERNAW.
- April 11:** Lions re-signed restricted free agent LB RICHARD JORDAN; and re-signed exclusive rights players G KERLIN BLAISE, FB TRAVIS REECE, QB CORY SAUTER and S TY TALTON.
- April 15:** Lions drafted T STOCKAR McDUGGLE (D-1), LB BARRETT GREEN (D-2) and RB REUBEN DROUGHNS (D-3).
- April 16:** Lions drafted CB TODD FRANZ (D-5), DE QUINTON REESE (D-6) and DT ALFONSO BOONE (D-7).
- April 25:** Lions re-signed unrestricted free agent S CORWIN BROWN and restricted free agents DT TRAVIS KIRSCHKE, T TONY RAMIREZ and T JUAN ROQUE. Lions also signed free agent WR ANDRE RONE, claimed WR TIM ALEXANDER off waivers and released DE JERMAINE BENOIT.
- April 26:** Lions re-signed unrestricted free agents LB SCOTT KOWALKOWSKI and S RYAN STEWART.
- April 27:** Lions re-signed exclusive rights free agent C ERIC BEVERLY.
- April 28:** Lions re-signed exclusive rights free agent CB ANDRE' DIXON. Lions signed the following undrafted rookie free agents: P ANDREW BAYES, TE STEVE BROMINSKI, WR LARRY FOSTER, K PETE GARCES, WR ROBERT GARTH, DE JAMES HALL, WR LEROY HODGE, C CASEY JENSEN, G JEREMY MANKINS, G NICK O'BRIEN, LB JOE O'NEILL, DT SEAN POWELL, RB CHARLIE SANDERS, T ANDY VINCENT, CB JIMMY WYRICK.
- May 12:** Lions re-signed unrestricted free agent DT KELVIN PRITCHETT and waived WR ROBERT GARTH.
- June 13:** Lions signed unrestricted free agent QB STONEY CASE.



Final 1999 Depth Chart

(Reflects depth chart at end of 1999 season)

OFFENSE

XR:	87 Johnnie Morton	83 Brian Stablein	18 Desmond Howard
LT:	75 Tony Ramirez		
LG:	62 Tony Semple	65 Kerlin Blaise	
C:	77 Mike Compton	79 Eric Beverly	
RG:	64 Jeff Hartings	69 Paul Janus	
RT:	76 Barrett Brooks	74 Juan Roque	
TE:	86 David Sloan	89 Walter Rasby	45 Ed Smith
ZR:	84 Herman Moore	82 Germane Crowell	80 Iheanyi Uwaezuoke
QB:	10 Charlie Batch	12 Gus Frerotte	<u>16 Cory Sauter</u>
			<u>17 Jeff Fox</u>
FB:	30 Cory Schliesinger	36 Travis Reece	
HB:	34 Ron Rivers	21 Greg Hill	<u>33 Sadrick Irvin</u>

DEFENSE

LE:	91 Robert Porcher	<u>92 Mike Pringley</u>	
NT:	98 James Jones	93 Kelvin Pritchett	
UT:	94 Luther Ellis	90 Dan Owens	
RE:	97 Tracy Scroggins	67 Travis Kirschke	<u>95 Jared DeVries</u>
SLB:	55 Allen Aldridge	<u>58 Clint Kriewaldt</u>	59 Kevin O'Neill
MLB:	57 Stephen Boyd		
WLB:	<u>50 Chris Claiborne</u>	52 Scott Kowalkowski	
LCB:	32 Bryant Westbrook	40 Dwayne Harper	
RCB:	35 Robert Bailey	31 J.B. Brown	39 Lamar Campbell
FS:	27 Mark Carrier	44 Corwin Brown	
SS:	28 Ron Rice	<u>25 Ty Talton</u>	

SPECIALISTS

PK:	4 Jason Hanson		
P:	19 John Jett		
H:	19 John Jett	12 Gus Frerotte	
PC:	55 Allen Aldridge	86 David Sloan	77 Mike Compton
			62 Tony Semple
KC:	77 Mike Compton	55 Allen Aldridge	62 Tony Semple
PR:	18 Desmond Howard	83 Brian Stablein	80 Iheanyi Uwaezuoke
KR:	18 Desmond Howard	<u>25 Ty Talton</u>	82 Germane Crowell

INJURED RESERVE: CB Kevin Abrams, TE Pete Chryplewicz, CB Andre' Dixon, T Aaron Gibson, LB Richard Jordan, FB Brock Olivo, T Ray Roberts, LB Matt Russell, S Ryan Stewart, S Kywin Supernaw

NON FOOTBALL INJURY: CB Terry Fair

ROOKIE AND FIRST-YEAR PLAYERS UNDERLINED



1999 Season In Review



Final 1999 Offensive Statistics

RESULTS (8-8-0)

09/12	W	28-20	at Seattle	66,238
09/19	W	23-15	Green Bay	76,202
09/26	L	21-31	at Kansas City	78,384
10/10	L	10-20	San Diego	61,481
10/17	W	25-23	Minnesota	76,516
10/24	W	24-9	at Carolina	64,322
10/31	W	20-3	Tampa Bay	63,135
11/07	W	31-27	St. Louis	73,224
11/14	L	19-23	at Arizona	49,600
11/21	L	17-26	at Green Bay	59,869
11/25	W	21-17	Chicago	77,905
12/05	W	33-17	Washington	77,693
12/12	L	16-23	at Tampa Bay	65,536
12/19	L	10-28	at Chicago	66,944
12/25	L	7-17	Denver	73,158
01/02	L	17-24	at Minnesota	64,103

TEAM STATISTICS

	DET	OPP
TOTAL FIRST DOWNS	269	305
Rushing	67	87
Passing	179	185
Penalty	23	33
3rd Down: Made/Att	81/222	84/213
3rd Down Pct.	36.5	39.4
4th Down: Made/Att	6/17	4/13
4th Down Pct.	35.3	30.8
POSSESSION AVG.	29:15	30:45
TOTAL NET YARDS	4931	5291
Avg. Per Game	308.2	330.7
Total Plays	978	1017
Avg. Per Play	5.0	5.2
NET YARDS RUSHING	1245	1531
Avg. Per Game	77.8	95.7
Total Rushes	356	393
NET YARDS PASSING	3686	3760
Avg. Per Game	230.4	235.0
Sacked/Yards Lost	64/388	50/340
Gross Yards	4074	4100
Att./Completions	558/326	574/359
Completion Pct.	58.4	62.5
Had Intercepted	14	16
PUNTS/AVERAGE	86/42.3	82/42.0
NET PUNTING AVG.	86/34.8	82/35.8
PENALTIES/YARDS	110/995	105/839
FUMBLES/BALL LOST	21/8	32/16
TOUCHDOWNS	35	36
Rushing	8	12
Passing	22	21
Returns	5	3

SCORE BY PERIODS

	Q1	Q2	Q3	Q4	OT	PTS
TEAM	61	132	47	82	0	322
OPPONENTS	28	116	81	98	0	323

SCORING

Player	TD	Ru	Pa	Rt	PAT	FG	S	Pts
Hanson	0	0	0	0	28/29	26/32	0	106
Crowell	7	0	7	0			0	44
Morton	5	0	5	0			0	30
Irvin	4	4	0	0			0	24
Sloan	4	0	4	0			0	24
Batch	2	2	0	0			0	12
Fair	2	0	0	2			0	12
Hill	2	2	0	0			0	12
Moore	2	0	2	0			0	12
Stablein	1	0	1	0			0	8
Aldridge	1	0	0	1			0	6
Elliss	1	0	0	1			0	6
Howard (league)	1	0	0	1			0	6
Howard (team)	1	0	0	1			0	6
Rasby	1	0	1	0			0	6
Rivers	1	0	1	0			0	6
Schlesinger	1	0	1	0			0	6
TEAM	35	8	22	5	28/29	26/32	1	322
OPPONENTS	36	12	21	3	31/31	22/29	3	323

2-Pt. Conversions: Crowell, Stablein

TEAM 2-6, OPPONENTS 2-5

SACKS: Porcher 15.0, Scroggins 8.5, Jones 7.0, Elliss 3.5, Aldridge 3.0, Bailey 2.0, Kirschke 2.0, Claiborne 1.5, Pringley 1.5, Kowalkowski 1.0, Owens 1.0, Pritchett 1.0, Rice 1.0, Stewart 1.0, Team 1.0

TEAM 50.0

OPPONENTS 64.0

FIELD GOALS

Player	1-19	20-29	30-39	40-49	50+
Hanson	0/0	8/8	4/4	10/12	4/8
TEAM	0/0	8/8	4/4	10/12	4/8
OPPONENTS	0/0	7/7	8/11	6/7	1/4
Hanson:	(51G,49G)(48G)(23G)(21G,49G,29G,30G,49N,47G,48G)(26G)(47G,50G)(29G,43G,44G)(57N)(46G)(53N)(50G,45G,46N,37G,52G)(37G,25G,27G)(24G,50N)(39G,58N)				
OPPONENTS:	(32N)(45G,24G)(51G)(33G,24G,47N)(26G)(21G,30G,23G)(36B,49G)(34G)(35G,53N,35G,49G,54N)(23G,33G,45G,31G)(27G)(42G)(30N)(32G)(44G,52N)				

SEASON IN REVIEW

PASSING

Player	Att	Cmp	Yds	Cmp%	Yds/Att	TD	TD%	Int	Int%	Long	Sack/Lost	Rating
Frerotte	288	175	2117	60.8	7.35	9	3.1	7	2.4	77t	28/202	83.6
Batch	270	151	1957	55.9	7.25	13	4.8	7	2.6	74t	36/186	84.1
TEAM	558	326	4074	58.4	7.30	22	3.9	14	2.5	77t	64/388	83.9
OPPONENTS	574	359	4100	62.5	7.14	21	3.7	16	2.8	75t	50/340	84.5

RUSHING

Player	No.	Yds	Avg	Lg	TD
Hill	144	542	3.8	45	2
Rivers	82	295	3.6	37	0
Irvin	36	133	3.7	51	4
Schlesinger	43	124	2.9	16	0
Batch	28	87	3.1	12t	2
Crowell	5	38	7.6	20	0
Frerotte	15	33	2.2	8	0
Olivo	1	1	1.0	1	0
Jett	2	-8	-4.0	0	0
TEAM	356	1245	3.5	51	8
OPPONENTS	393	1531	3.9	58t	12

RECEIVING

Player	No.	Yds	Avg	Lg	TD
Crowell	81	1338	16.5	77t	7
Morton	80	1129	14.1	48	5
Sloan	47	591	12.6	74t	4
Irvin	25	233	9.3	31	0
Rivers	22	173	7.9	31t	1
Schlesinger	21	151	7.2	25	1
Moore	16	197	12.3	26	2
Hill	13	77	5.9	15	0
Stablein	11	119	10.8	42	1
Olivo	4	24	6.0	12	0
Rasby	3	19	6.3	13	1
Chryplewicz	2	18	9.0	13	0
Uwaezuoke	1	5	5.0	5	0
TEAM	326	4074	12.5	77t	22
OPPONENTS	359	4100	11.4	75t	21

INTERCEPTIONS

Player	No.	Yds	Avg	Lg	TD
Rice	5	82	16.4	33	0
Fair	3	49	16.3	41t	1
Carrier	3	16	5.3	16	0
Bailey	2	39	19.5	31	0
Kowalkowski	1	29	29.0	29	0
Boyd	1	18	18.0	18	0
Kriewaldt	1	2	2.0	2	0
TEAM	16	235	14.7	41t	1
OPPONENTS	14	174	12.4	40t	1

PUNTING

Player	No.	Yds	Avg	Net	TB	IN	Lg	B
Jett	86	3637	42.3	34.8	12	27	62	0
TEAM	86	3637	42.3	34.8	12	27	62	0
OPPONENTS	82	3442	42.0	35.8	6	20	57	0

PUNT RETURNS

Player	Ret	FC	Yds	Avg	Lg	TD
Howard	6	3	115	19.2	68t	1
Uwaezuoke	18	9	150	8.3	20	0
Fair	11	4	97	8.8	36	0
Irvin	2	0	15	7.5	15	0
Stablein	1	0	9	9.0	9	0
TEAM	38	16	386	10.2	68t	1
OPPONENTS	42	21	402	9.6	24	0

KICKOFF RETURNS

Player	No.	Yds	Avg	Lg	TD
Fair	34	752	22.1	91	0
Howard	15	298	19.9	35	0
Olivo	11	198	18.0	25	0
Talton	6	121	20.2	38	0
Irvin	3	21	7.0	21	0
Schlesinger	2	33	16.5	20	0
Morton	1	22	22.0	22	0
TEAM	72	1445	20.1	91	0
OPPONENTS	60	1242	20.7	95t	1



Second-year WR Germane Crowell led the Lions with 81 receptions for 1,338 yards and scored seven touchdowns. Crowell's totals for receiving yards were third highest in team history.



Final 1999 Defensive Statistics

(Based on Coaches' Film)

Player	TACKLES			Sacks/Yds	Ints/Yds	Pass Def.	FUMBLES		BLOCKED			Saf.
	Total	Solo	Asst.				For./Rec.	PATs	FGs	Punts	TDs	
Stephen Boyd	188	114	74			1/18	4	2/0				
Ron Rice	144	92	52	1.0/17.0		5/82	9	2/1				
Mark Carrier	108	75	33			3/16	9	2/1				
Chris Claiborne	97	54	43	1.5/14.5			2	1/3				
Allen Aldridge	81	44	37	3.0/21.0			4	0/1				
James Jones	70	39	31	7.0/42.5			3	4/1				
Luther Elliss	69	43	26	3.5/27.0			1	3/2				
Robert Bailey	65	54	11	2.0/9.0		2/39	24	2/0				
Terry Fair	60	52	8			3/49	11	0/1				
Robert Porcher	59	39	20	15.0/06.5			2	4/0				
Tracy Scroggins	48	35	13	8.5/41.0			1	2/2				
Travis Kirschke	39	19	20	2.0/12.5			1	0/1				
Scott Kowalkowski	36	19	17	1.0/10.0		1/29	1					
J.B. Brown	34	30	4				10					
Bryant Westbrook	34	28	6				6	0/1				
Kelvin Pritchett	27	14	13	1.0/10.0				1/0				
Lamar Campbell	23	17	6				2					
Dan Owens	13	7	6	1.0/7.0								
Corwin Brown	12	10	2									
Andre Collins	8	5	3				1	0/1				
Richard Jordan	8	4	4									
Mike Pringley	8	4	4	1.5/7.0								
Dwayne Harper	7	6	1				1					
Clint Kriewaldt	3	1	2			1/2						
Ryan Stewart	1	1	0	1.0/6.0								
TEAM	0	0	0	1.0/9.0								
LIONS TOTAL	1242	806	436	50.0/340.0	16/235		92	24/15	0	0	0	0
OPPONENT	856	617	239	64.0/400.0	14/174		85	15/6	0	0	0	2

TURNOVER RATIO

Opponent	Date	TAKEAWAYS			GIVEAWAYS			PLUS/MINUS RATIO	
		Int.	Fum.	Total	Int.	Fum.	Total	This Game	Season
at Seattle	9/12	0	2	2	1	0	1	1	1
GREEN BAY	9/19	1	2	3	2	0	2	1	2
at Kansas City	9/26	0	0	0	2	0	2	-2	0
SAN DIEGO	10/10	1	1	2	1	2	3	-1	-1
MINNESOTA	10/17	2	3	5	0	1	1	4	3
at Carolina	10/24	1	1	2	1	1	2	0	3
TAMPA BAY	10/31	0	2	2	0	0	0	2	5
ST. LOUIS	11/7	2	0	2	0	0	0	2	7
at Arizona	11/14	0	1	1	0	1	1	0	7
at Green Bay	11/21	0	0	0	2	0	2	-2	5
CHICAGO	11/25	1	0	1	0	1	1	0	5
WASHINGTON	12/5	2	2	4	0	0	0	4	9
at Tampa Bay	12/12	1	1	2	1	0	1	1	10
at Chicago	12/19	2	0	2	3	1	4	-2	8
DENVER	12/25	1	0	1	0	0	0	1	9
at Minnesota	1/2	2	1	3	1	1	2	1	10
TOTALS		16	16	32	14	8	22		10

SEASON IN REVIEW

DETROIT SPECIAL TEAMS STATISTICS

(Not Included in Defensive Totals)

Player	TACKLES					FUMBLES				BLOCKED					
	Total	Solo	Asst.	Sacks	Yds	Ints	Yds	Pass Def.	For.	Rec.	PATs	FGs	Punts	TDs	Safeties
Brock Olivo	22	9	13							1					
Clint Kriewaldt	19	8	11												
Ihaanyi Uwaezuoke	15	9	6												
Corwin Brown	15	9	6												
Scott Kowalkowski	15	4	11												
Cory Schlesinger	15	4	11												
Lamar Campbell	15	3	12												
Ty Talton	13	7	6						1						
Richard Jordan	13	5	8												
Ron Rice	9	5	4						1			1			
Andre Collins	9	3	6												
Allen Aldridge	8	6	2						1						
J.B. Brown	8	4	4												
Sedrick Irvin	6	3	3												
Robert Bailey	5	3	2												
Kevin O'Neill	5	2	3												
Travis Reece	4	1	3												
Kywin Supernaw	4	0	4												
Ryan Stewart	2	2	0												
Brian Stablein	2	1	1												
Bryant Westbrook	2	1	1												
Kevin Abrams	1	1	0												
Jason Hanson	1	1	0												
Dwayne Harper	1	0	1												
Pete Chryplewicz	1	0	1												
TEAM															1
LIONS TOTAL	210	91	119						3	1		1			1
OPPONENT	120	103	17						5	4					1

MISCELLANEOUS STATISTICS

Player	TACKLES					FUMBLES				BLOCKED					
	Total	Solo	Asst.	Sacks	Yds	Ints	Yds	Pass Def.	For.	Rec.	PATs	FGs	Punts	TDs	Safeties
Germane Crowell	2	2	0							1					
Cory Schlesinger	2	2	0							1					
Mike Compton	1	1	0							2					
Jeff Hartings	1	1	0							2					
Tony Ramirez	1	1	0							1					
Ron Rivers	1	1	0												
David Sloan	1	1	0												
Tony Semple	1	1	0												
Greg Hill	1	1	0												
Sedrick Irvin	1	1	0												
Gus Frerotte	0	0	0							1					
Brian Stablein	0	0	0							1					
Ray Roberts	0	0	0							1					
LIONS TOTAL	12	12	0							10					
OPPONENT	24	24	0							8					



Statistically Speaking

THIRD DOWN EFFICIENCY

	Total				Conv. %age				Home				Away			
	Det.		Opp.		Det.		Opp.		Det.		Opp.		Det.		Opp.	
	Made	Att	Made	Att	Det.	Opp.	Made	Att	Made	Att	Made	Att	Made	Att	Made	Att
3rd & 1	8	19	18	26	42.1%	69.2%	3rd & 1	2	10	10	14	8	11	8	12	
3rd & 2	12	13	8	15	92.3%	53.3%	3rd & 2	6	6	5	10	4	5	3	5	
3rd & 3	11	17	7	19	64.7%	36.8%	3rd & 3	5	9	2	6	8	11	5	13	
3rd & 4	7	13	4	8	53.8%	50.0%	3rd & 4	4	8	4	6	3	4	0	2	
3rd & 5	7	16	6	16	43.8%	37.5%	3rd & 5	3	7	3	7	3	8	3	9	
3rd & 6	7	17	8	11	41.2%	72.7%	3rd & 6	2	6	3	6	5	9	5	5	
3rd & 7	2	10	11	22	20.0%	50.0%	3rd & 7	1	4	5	8	2	6	6	14	
3rd & 8	5	18	6	17	27.8%	35.3%	3rd & 8	1	8	3	8	4	11	3	9	
3rd & 9	7	13	2	6	53.8%	33.3%	3rd & 9	5	8	1	4	2	4	1	2	
3rd & 10	9	28	7	21	32.1%	33.3%	3rd & 10	5	16	4	11	3	12	3	10	
3rd & 11+	6	58	7	52	10.3%	13.5%	3rd & 11+	3	32	4	32	3	26	3	20	
Total	81	222	84	213	36.5%	39.4%	Total	37	114	44	112	44	108	40	101	

DRIVE ENGINEERING

Quarterback	Drives	TD	PAT	2pt	FG	MFG	Punt	Downs	TO	Safety	Clock	Points	Scores	Drive Eff.
Charlie Batch	106	18	14	1	13	0	48	4	11	2	6	163	31	29.2%
Gus Frerotte	88	12	10	1	13	6	38	4	11	0	3	123	25	28.4%
LIONS TOTALS	194	30	24	2	26	6	86	8	22	2	9	286	56	28.9%
Opponents	196	34	29	2	19	7	82	7	30	1	4	294	53	27.0%

Lions Record...	W	L		W	L	W	L	W	L		
At Home	6	2	Lose Coin Toss	5	3	Lions Score First	4	5	Led after 3rd Qtr	8	1
On Road	2	6	Margin is 3 or less pts	1	0	Led after 1st Q	3	4	Trailed after 3rd Qtr	0	7
On Turf	7	3	Margin is 7 or less points	2	3	Trailed after 1st Qtr	4	2	Tied after 3rd Qtr	0	0
On Grass	1	5	Lions Score 20 or less pts	1	7	Tied after 1st Qtr	1	1	Overtime	0	0
In Domes	7	3	Lions Score 21 or more pts	7	1	Led at Half	7	2	Win Coin Toss in OT	0	0
Outdoors	1	5	Allow 20 or less pts	5	3	Trailed at Half	1	5			
Win Coin Toss	3	5	Allow 21 or more pts	2	5	Tied at half	0	1			

Statistically Speaking

AVERAGE STARTING POSITION

	Total		Home		Away	
	Det.	Opp.	Det.	Opp.	Det.	Opp.
Drives Started	192	196	98	100	94	96
Starting Lines*	5914	5615	3164	2702	2750	2913
Avg. Field Pos.	30.8	28.6	32.3	27.0	29.3	30.3
Start-Plus Territory	20	23	13	6	7	17
Resulting TDs/FGs	10	13	6	4	4	9
Start-At/Inside 20	57	85	26	44	31	41
Resulting TDs/FGs	13	19	6	10	7	9

* Cumulative

TAKEAWAYS/POINTS OFF TAKEAWAYS

	Total		Home		Away	
	Det.	Opp.	Det.	Opp.	Det.	Opp.
Takeaways	32	22	20	7	12	15
Fumbles	16	8	10	4	6	4
Interceptions	16	14	10	3	6	11
Resulting TDs	11	11	7	3	4	8
Resulting PATs	9	10	6	3	3	7
Resulting FGs	6	4	5	2	1	2
Total Scores	17	15	12	5	5	10
%Converted	53.1%	68.2%	60.0%	71.4%	41.7%	66.7%
Pts. Converted	93	88	63	27	30	61

YARDS LOST DUE TO PENALTIES (OFFENSE ONLY)

	Total		Home		Away	
	Det.	Opp.	Det.	Opp.	Det.	Opp.
Penalized after Gain	5	9	2	2	3	8
YARDS LOST	91	75	27	17	64	70
TDs called back	1	0	0	0	1	0
FGs negated	0	0	0	0	0	0
2-pt Negated	0	0	0	0	0	0
1st Downs Lost	1	2	0	0	1	2

GOAL LINE STANDS

	Total		Home		Away	
	Det.	Opp.	Det.	Opp.	Det.	Opp.
Opp. GTG Situations	31	24	15	9	16	15
Opp. Scores	25	21	11	9	14	12
Resulting TDs	17	15	7	5	10	10
Resulting PATs	14	10	5	3	9	7
Resulting 2-Pt	1	2	1	1	0	1
Resulting FGs	8	6	4	4	4	2
Opp. GTG Plays	67	62	30	27	37	35
Plays Defense Held	42	41	19	18	23	23
Defense Stop %age	62.7	66.1	63.3	66.7	62.2	65.7
Pts. Allowed	142	122	61	47	81	75

SCORING EFFICIENCY INSIDE THE 20

	Total		Home		Away	
	Det.	Opp.	Det.	Opp.	Det.	Opp.
Times Inside 20	34	48	14	20	20	28
Scores	28	35	11	15	17	20
TDs	18	20	6	8	12	12
FGs	10	15	5	7	5	8
Turnovers	9	13	3	8	6	5
Clock	3	6	2	2	1	4
Missed FG	4	3	3	1	1	2
Downs	4	1	0	0	4	1
Efficiency	82.4%	72.9%	78.6%	75.0%	85.0%	71.4%
TD Efficiency	52.9%	41.7%	42.9%	40.0%	60.0%	42.9%



1999 DETROIT LIONS OPPONENTS' TEAM STATISTICS

	9/12	9/19	9/26	10/10	10/17	10/24	10/31	11/7	11/14	11/21	11/25	12/5	12/12	12/19	12/25	1/2	1999 Home Totals	1999 Away Totals	1999 Totals	1999 Team Highs	1999 Team Lows	
	@ Sea	GB	GC	@ KC	SD	MIN	Car	@ TB	STL	Arz	@ GB	CHI	WAS	TB	@ Chi	DEN	1999 Home Totals	1999 Away Totals	1999 Totals	1999 Team Highs	1999 Team Lows	
FIRST DOWNS	16	21	21	15	15	9	17	15	15	13	13	12	17	13	11	14	9	112	101	213	17	9
Total	1	9	7	5	5	4	5	6	3	4	2	8	6	4	4	6	44	40	84	8	2	
Rush	10	10	13	10	12	14	12	14	9	15	11	10	11	17	7	10	86	99	185	17	7	
Pass	5	2	1	0	0	3	2	3	1	6	0	1	2	2	3	2	11	22	33	6	0	
Penalty																						
THIRD DOWNS	10	15	15	15	9	9	17	15	15	13	13	12	17	13	11	14	9	112	101	213	17	9
Attempts	1	6	7	7	4	8	5	6	3	4	2	8	6	5	6	6	44	40	84	8	2	
Converted	10.0	40.0	46.7	46.7	44.4	47.1	33.3	40.0	23.1	30.8	16.7	47.1	46.2	45.5	42.9	66.7	39.3	39.6	39.4	66.7	16.7	16.7
FOURTH DOWNS	2	1	0	0	0	0	1	4	0	1	0	0	1	1	1	1	0	7	6	13	4	0
Attempts	0	0	0	0	0	0	2	0	1	0	0	1	0	1	0	0	3	2	5	2	0	0
Converted	0.0	0.0	--	--	--	0.0	50.0	--	100.0	--	--	100.0	0.0	100.0	0.0	--	42.9	33.3	38.5	100.0	0.0	0.0
TOTAL OFFENSE	205	437	383	256	327	320	292	332	343	371	236	333	312	396	396	379	2609	2709	5318	437	236	
Net Yards	52	73	65	60	51	72	71	63	65	68	53	69	59	70	67	59	507	510	1017	73	51	
Plays	3.9	6.0	5.9	4.3	6.4	4.4	4.1	5.3	5.3	5.5	4.5	4.8	5.3	5.7	5.9	6.4	5.1	5.3	5.2	6.4	4.1	4.1
Avg./Play																						
RUSHING	31	154	155	64	60	61	72	57	159	64	52	116	41	104	204	137	779	752	1531	204	41	
Net Yards	16	31	35	24	19	21	22	16	32	27	12	21	19	32	36	30	181	212	393	36	12	
Rush. Att.	1.9	5.0	4.4	2.7	3.2	2.9	3.3	3.6	5.0	2.4	4.3	5.5	2.2	3.3	5.7	4.6	4.3	3.5	3.9	5.7	2.2	2.2
Avg./Att.	5	5	2	7	3	2	1	7	1	3	5	4	5	1	3	5	35	24	59	7	1	
*Tackles for Loss	10	31	3	22	12	5	1	16	2	4	8	16	8	6	5	14	111	52	163	31	1	
*Yards Lost																						
* Defensive Stats																						
PASSING	174	283	228	192	267	259	220	275	184	307	184	217	271	292	292	185	242	1803	1957	3760	307	165
Net Yards	30	41	29	34	27	47	44	43	30	40	39	43	37	36	30	24	301	273	574	47	24	
Attempts	20	20	20	20	20	26	29	25	16	26	25	26	23	27	22	14	187	172	359	29	14	
Completions	0	1	0	1	2	1	0	2	0	0	0	1	2	1	2	1	10	6	16	2	0	
Intercepted	202	288	235	208	292	299	256	305	209	309	204	249	297	301	171	275	1973	2127	4100	309	171	
Gross Yards	6	1	1	2	5	4	5	4	3	1	2	5	3	2	1	5	25	25	50	6	1	
Sacked	28	5	7	16	25	40	36	30	25	2	20	32	26	9	6	33	170	170	340	40	2	
Yards Lost	6.7	7.6	7.6	5.3	8.3	5.1	4.5	5.9	5.6	7.5	4.5	4.5	6.8	7.7	5.3	8.3	5.5	6.6	6.0	8.3	4.5	
Avg. Gain/Pass Pl.																						
KICKOFFS	5	4	6	5	5	4	2	5	5	7	4	4	4	5	4	5	33	41	74	7	2	
Number	1	3	0	0	3	1	0	0	0	0	0	0	0	1	0	0	6	4	10	3	0	
In End Zone	0	1	0	0	0	0	0	0	0	0	0	0	0	0	0	0	1	1	2	1	0	
Touchbacks																						

SEASON IN REVIEW

PUNTS	6	6	8	5	2	4	4	8	5	4	9	6	6	3	3	5	1	45	37	82	9	1
Number	286	234	350	255	89	175	164	295	225	135	393	227	270	84	219	41	1876	1566	3442	393	41	
Yards	47.7	39.0	43.8	51.0	44.5	43.8	41.0	36.9	45.0	33.8	43.7	37.8	45.0	28.0	43.8	41.0	41.7	42.3	42.0	51	28	
Average	0	0	0	0	0	0	0	0	0	0	0	0	0	0	0	0	0	0	0	0	0	
Had Blocked	0	0	0	0	0	0	0	0	0	0	0	0	0	0	0	0	0	0	0	0	0	
Touchbacks	0	0	0	0	0	0	0	1	0	0	0	0	2	0	3	0	4	2	6	3	0	
Net Punting Avg.	45.8	29.2	40.8	44.4	37.0	43.8	36.8	31.0	39.4	30.3	39.9	23.5	35.0	28.0	30.0	33.7	38.4	35.8	45.8	23.5	0	
TOTAL RETURN																						
Total Ret. Yards*	46	26	129	17	18	3	22	34	55	41	14	25	38	53	43	12	199	377	576	129	3	
Punt Returns	3	3	7	2	1	2	3	5	2	2	2	2	2	1	3	2	19	23	42	7	1	
Punt Return Yards	6	26	104	13	18	-1	22	34	55	20	14	25	10	19	43	-6	195	207	402	104	-6	
Kickoff Returns	6	2	1	8	3	8	4	2	4	2	4	6	6	2	4	34	28	62	8	1	1	
Kickoff Ret. Yards	105	36	24	26	143	50	36	184	79	33	96	169	107	33	17	104	707	535	1242	184	17	
INTs	1	2	2	1	0	1	0	0	0	2	0	0	1	3	0	1	3	11	14	3	0	
INT Return Yards	40	0	25	4	0	4	0	0	0	21	0	0	28	34	0	18	4	170	174	40	0	
* does not include KOs																						
FIELD GOALS																						
Made	0	2	1	2	1	3	1	1	3	4	1	1	0	0	1	1	10	12	22	4	0	
Attempts	1	2	1	3	1	3	2	1	5	4	1	1	0	1	1	2	12	17	29	5	0	
Had Blocked	0	0	0	0	0	0	1	0	0	0	0	0	0	0	0	0	1	0	1	1	0	
EXTRA POINTS																						
PATs Made	2	1	4	2	2	0	0	2	2	0	2	2	3	4	2	3	13	18	31	4	0	
PATs Attempts	2	1	4	2	2	0	0	2	2	0	2	2	3	4	2	3	13	18	31	4	0	
PATs Had Blocked	0	0	0	0	0	0	0	0	0	0	0	0	0	0	0	0	0	0	0	0	0	
Rush Made	0	0	0	0	0	0	0	0	0	0	0	0	0	0	0	0	0	0	0	0	0	
Rush Attempt	0	0	0	0	0	0	0	0	0	0	0	0	0	0	0	0	0	0	0	0	0	
Pass Made	0	0	0	0	0	0	0	1	0	1	0	0	0	0	0	0	1	1	2	1	0	
Pass Attempt	1	0	0	0	1	0	0	1	0	2	0	0	0	0	0	0	2	3	5	2	0	
PENALTIES																						
Number	5	5	6	4	3	9	6	7	6	10	3	14	7	8	5	7	47	58	105	14	3	
Yards	34	25	70	20	61	55	32	54	46	90	25	122	58	62	40	45	379	460	839	122	20	
FUMBLES																						
Number	4	2	0	1	3	2	2	3	3	0	1	6	1	2	0	2	18	14	32	6	0	
Lost	2	2	0	1	3	1	2	0	1	0	0	2	1	0	0	1	10	6	16	3	0	
SCORING																						
Points	20	15	31	20	23	9	3	27	23	26	17	17	23	28	17	24	139	184	323	31	3	
TD Rushing	0	1	2	1	1	0	0	0	2	1	0	1	0	1	0	2	4	8	12	2	0	
TD Passing	2	0	2	0	2	0	0	3	0	1	2	1	2	4	1	1	9	12	21	4	0	
TD Returns	1	0	0	1	0	0	0	0	0	0	0	0	0	0	0	0	2	1	3	1	0	
PATs	2	1	4	2	2	0	2	2	2	0	2	3	4	2	3	13	18	31	4	4	0	
2-pt. Conversions	0	0	0	0	0	0	0	1	0	1	0	0	0	0	0	0	1	1	2	1	0	
FG Made	0	2	1	2	1	3	1	1	3	4	1	1	0	1	1	10	12	22	4	0	0	
Safeties	0	1	0	0	0	0	0	1	0	0	0	0	0	0	0	0	2	1	3	1	0	
Possession Time	25:15	33:43	31:07	30:25	24:44	33:20	34:31	30:00	32:44	34:00	21:44	32:54	29:19	32:21	36:41	29:18	30:35	30:56	30:45	36:41	21:44	



1999 Game by Game Tackles Chart

(Solos-Assists-Sacks)

Name	@ Sea 9/12	GB 9/19	@ KC 9/26	SD 10/10	MIN 10/17	@Car 10/24	TB 10/31	STL 11/7
Abrams, Kevin	PUP	PUP	PUP	PUP	PUP	PUP	0-0-0	
Aldridge, Allen	3-0-1	4-5-1	4-3-0	2-3-1	3-3-0	6-3-0	1-3-0	2-1-0
Bailey, Robert	1-0-0	2-1-0	3-0-0	3-2-0	3-0-0	4-2-0	7-2-0	0-1-0
Boyd, Stephen	5-5-0	7-8-0	7-5-0	7-7-0			11-4-0	7-3-0
Brown, Corwin	N	N	N	0-0-0	0-0-0	0-0-0	2-0-0	2-0-0
Brown, J.B.	0-0-0	2-0-0	1-1-0	5-1-0	5-0-0	1-0-0	3-2-0	2-0-0
Campbell, Lamar	0-0-0	0-0-0	0-0-0	0-0-0	0-0-0	3-0-0	3-1-0	3-0-0
Carrier, Mark	2-3-0	3-2-0	5-4-0	3-1-0	4-2-0	5-4-0	2-3-0	2-3-0
Claiborne, Chris	2-3-0	1-2-0	3-3-0	4-2-0	3-3-0	4-3-0.5	4-2-1	2-2-0
Andre Collins	1-0-0	1-0-0	2-1-0	0-0-0	0-1-0	1-1-0		
DeVries, Jared								
Elliss, Luther	2-0-1	6-2-0	1-1-1	1-1-0	1-0-0	3-1-0	4-2-1	3-1-0.5
Fair, Terry	5-0-0	2-3-0	3-0-0	5-2-0	4-0-0	5-1-0	9-2-0	5-0-0
Harper, Dwayne	N	N	N	N	N	N	N	N
Jones, James	4-2-0	2-1-0	3-2-0	2-1-0	2-2-1.5	3-2-1	0-3-0	4-2-1.5
Jordan, Richard	1-1-0	0-0-0	0-0-0	1-0-0	0-0-0	2-2-0	0-1-0	0-0-0
Kirschke, Travis	1-1-0	2-3-0	3-3-0	1-1-5	2-0-5	0-2-0	0-0-0	2-1-0
Kowalkowski, Scott	0-0-0	0-0-0	0-0-0	2-1-0	2-2-0	7-3-0	0-0-0	0-2-0
Kriewaldt, Clint						0-0-0	0-0-0	0-0-0
Owens, Dan	PUP	PUP	PUP	PUP	PUP	PUP	PUP	0-0-0
Porcher, Robert	4-2-3	2-1-0	0-1-0		2-0-0	3-1-1.5	2-0-1	2-2-1
Pringley, Mike	0-0-0	0-1-0	2-2-0	1-0-5	1-0-1	0-0-0		
Pritchett, Kelvin	0-1-1	0-0-0	3-1-0	1-2-0	1-2-0	1-0-0	0-3-0	1-1-0
Rice, Ron	5-2-0	8-4-0	11-6-0	5-2-0	5-2-0	5-3-1	5-6-0	4-6-0
Scroggins, Tracy	1-1-0	2-0-0	3-1-0	1-0-0	2-2-1	2-2-0	3-2-2	1-1-1
Spicer, Paul	PS	PS	PS	0-0-0			0-0-0	0-0-0
Stewart, Ryan	1-0-1	0-0-0					IR	IR
Supernaw, Kywin			0-0-0	0-0-0	IR	IR	IR	IR
Talton, Ty			0-0-0	N	0-0-0	0-0-0	0-0-0	0-0-0
Westbrook, Bryant	2-0-0	3-0-0						1-0-0
TEAM	0-0-0	0-0-0	0-0-0	0-0-0	0-0-1	0-0-0	0-0-0	0-0-0

DNP-did not play / IR-injured reserve / N-not with team / I-inactive / NFI-non-football injury

PUP-physically unable to perform / RE-NFL roster exemption / DNR-Reserve, did not report / PS-Practice Squad

SEASON IN REVIEW

@ARZ 11/14	@ GB 11/21	CHI 11/25	WAS 12/5	@ TB 12/12	@ Chi 12/19	DEN 12/15	@ Min 1/2	1999 TOTALS
			IR	IR	IR	IR	IR	0-0-0
3-3-0	3-2-0	0-1-0	3-3-0	0-2-0	2-1-0	6-2-0	2-2-0	44-37-3
0-1-0	2-0-1	5-2-0	8-0-0	3-0-0	5-0-0	3-0-0	4-1-0	54-11-2
8-3-0	11-8-0	7-5-0	10-6-0	10-4-0	5-6-0	11-8-0	8-2-0	114-74-0
0-0-0	1-0-0	2-1-0	0-0-0	0-0-0	0-0-0	3-1-0	0-0-0	10-2-0
1-0-0	0-0-0	4-0-0	2-0-0	4-0-0				30-4-0
PUP	1-0-0	3-2-0	2-0-0	0-1-0	1-2-0	1-0-0	0-0-0	17-6-0
9-1-0	4-0-0	RE	7-2-0	4-1-0	9-2-0	9-0-0	7-5-0	75-33-0
	9-3-0	1-0-0	6-1-0	2-6-0	7-1-0	4-7-0	2-5-0	54-43-1.5
0-0-0			N	N	N	N	N	5-3-0
			0-0-0				0-0-0	0-0-0
5-3-0	3-1-0	1-2-0	1-3-0	6-2-0	2-3-0	4-4-0		43-26-3.5
4-0-0	5-0-0	5-0-0			NFI	NFI	NFI	52-8-0
N	N	N	N	N	5-0-0	1-0-0	0-1-0	6-1-0
3-2-0	2-2-0	2-3-1	1-3-1	3-1-0	5-0-1	1-4-0	2-1-0	39-31-7
0-0-0	IR	IR	IR	IR	IR	IR	IR	4-4-0
3-2-0	1-5-0	0-0-0		0-0-0	0-0-0	1-1-0	3-1-1	19-20-2
3-3-1	0-2-0	0-1-0	2-1-0	0-0-0	2-2-0	1-0-0	0-0-0	19-17-1
0-0-0	0-1-0	0-0-0	0-0-0	0-0-0	0-0-0	0-0-0	1-1-0	1-2-0
0-1-0	1-0-0	0-0-0	3-2-1	1-0-0	1-1-0	1-1-0	0-1-0	7-6-1
3-2-1	3-4-0	4-0-1	1-1-1	4-0-3	2-3-1	3-2-0.5	4-1-1	39-20-1
50-1-0	0-0-0	0-0-0						4-4-1.5
0-0-0	0-0-0	0-0-0	1-0-0	1-0-0	0-0-0	2-2-0	3-1-1	14-13-1
3-3-0	4-2-0	3-2-0	7-5-0	10-0-0	6-3-0	6-0-0	5-6-0	92-52-1
		2-1-0	4-1-2	2-0-0	4-0-0	4-1-0.5	4-1-2	35-13-8.5
N	PS	PS	PS	PS	PS	PS	PS	0-0-0
IR	IR	IR	IR	IR	IR	IR	IR	1-0-1
IR	IR	IR	IR	IR	IR	IR	IR	0-0-0
0-0-0	0-0-0	0-0-0	0-0-0	0-0-0	0-0-0		0-0-0	0-0-0
5-2-0	3-0-0		2-0-0	0-1-0	3-1-0	4-1-0	5-1-0	28-6-0
0-0-0	0-0-0	0-0-0	0-0-0	0-0-0	0-0-0	0-0-0	0-0-0	0-0-1

DNP-did not play / IR-injured reserve / N-not with team / I-inactive / NFI-non-football injury

PUP-physically unable to perform / RE-NFL roster exemption / DNR-Reserve, did not report / PS-Practice Squad



Game by Game Individual Offensive Statistics

	at Seattle			GREEN BAY			at Kansas City			SAN DIEGO			MINNESOTA			at Carolina									
	Att	Yds	TD	LG	Att	Yds	TD	LG	Att	Yds	TD	LG	Att	Yds	TD	LG	Att	Yds	TD	LG					
RUSHING	7	24	0	19	3	8	0	6	13	66	0	37	3	-3	0	1	11	67	0	36	16	70	0	30	
Hill, G.	16	96	0	14	17	54	0	13	3	20	1	16	13	30	0	11	11	45	0	22	1	-2	0	-2	
Rivers, R.	1	1	0	1	1	1	0	1	1	0	0	0	1	-5	0	-5	5	9	1	4	5	9	1	4	
Invin, S.	10	50	0	16	7	10	0	4	1	0	0	0	2	-5	0	0	1	2	0	2	5	13	0	8	
Schlesinger, C.	3	-3	0	-1	3	9	1	9	1	20	0	20	5	20	0	9	1	2	0	2	5	13	0	8	
Batch, C.																									
Crowell, G.																									
Ferrotte, G.																									
Olivo, B.																									
Jett, J.																									
TOTALS	36	167	0	19	32	82	1	13	0	22	118	1	37	24	37	0	11	25	110	0	36	27	90	1	30
RECEIVING	7	141	2	41	1	3	0	3	2	48	0	27	6	99	1	41	8	61	0	22	3	45	0	27	
Crowell, G.	4	118	1	45	4	118	1	45	2	31	0	20	6	68	0	21	8	74	0	11	5	66	0	25	
Morton, J.	1	74	1	74	1	74	1	74	4	31	0	9	0	21			3	30	0	12	2	39	1	22	
Sloan, D.	3	31	1	14	1	74	1	74	4	31	0	9	0	21			3	30	0	12	2	28	0	17	
Invin, S.	1	0	0	0	1	11	0	0	11	3	46	0	1	31	9	9	63	0	16		1	20	0	20	
Rivers, R.	4	39	0	19	1	11	0	0	11	3	46	0	1	31	9	9	63	0	16		1	20	0	20	
Schlesinger, C.	1	5	0	5	1	11	0	0	11	3	46	0	0	25			1	20	0	16	1	5	0	5	
Moore, H.																									
Hill, G.																									
Stablein, B.																									
Olivo, B.																									
Rasby, W.																									
Chryplewicz, P.																									
Uwaezuoke, I.																									
TOTALS	16	216	3	41	9	219	2	74	16	213	2	31	21	230	1	41	24	210	0	22	16	21	2	27	
PASSING	Att/Cmp	Yds	TD	I	Att/Cmp	Yds	TD	I	Att/Cmp	Yds	TD	I	Att/Cmp	Yds	TD	I	Att/Cmp	Yds	TD	I	Att/Cmp	Yds	TD	I	
Ferrotte, G.	26/16	216	3	1	16/9	219	2	2	34/16	213	2	2	38/21	230	1	1	24/15	140	0	0	27/16	210	2	1	
Batch, C.	26/16	216	3	1	16/9	219	2	2	34/16	213	2	2	38/21	230	1	1	40/24	210	0	0	27/16	210	2	1	
TOTALS	26/16	216	3	1	16/9	219	2	2	34/16	213	2	2	38/21	230	1	1	40/24	210	0	0	27/16	210	2	1	

SEASON IN REVIEW

	TAMPA BAY			ST. LOUIS			at Arizona			at Green Bay			Chicago			Washington									
	Att	Yds	TD	LG	Att	Yds	TD	LG	Att	Yds	TD	LG	Att	Yds	TD	LG	Att	Yds	TD	LG					
RUSHING	16	123	0	45	11	3	0	6	4	17	0	10	8	62	1	51	2	3	0	3	2	10	0	8	
Hill, G.	1	4	0	4					3	5	0	3													
Rivers, R.	2	5	1	3					4	17	0	10													
Invin, S.	1	4	0	4																					
Schlesinger, C.	5	15	0	7																					
Batch, C.																									
Crowell, G.					5	8	0	4						1	4	0	4								
Ferotte, G.														1	7	0	7								
Olivo, B.																									
Jett, J.																									
TOTALS	24	147	1	45	20	21	0	6	14	42	0	10	23	110	1	51	29	84	1	29	15	31	0	9	
RECEIVING	Rec	Yds	TD	LG	Rec	Yds	TD	LG	Rec	Yds	TD	LG	Rec	Yds	TD	LG	Rec	Yds	TD	LG	Rec	Yds	TD	LG	
Crowell, G.	1	8	0	8	8	163	1	57	5	142	1	77	8	112	1	25	7	91	1	45	5	122	0	66	
Morton, J.	3	54	0	30	4	59	1	20	4	110	0	46	5	64	0	21	5	59	1	24	5	44	0	15	
Sloan, D.	2	36	0	23	1	1	0	0	7	88	1	25	4	30	0	11	3	34	0	24	3	44	0	23	
Invin, S.	2	19	0	13	4	65	0	31	3	18	0	10	3	19	0	8	3	20	0	7					
Rivers, R.																									
Schlesinger, C.	1	9	0	9	1	3	1	3	3	9	0	7													
Moore, H.																									
Hill, G.									1	3	0	3													
Stablein, B.	1	2	0	2	2	48	0	42																	
Olivo, B.																									
Rasby, W.																									
Chryplewicz, P.					2	18	0	13																	
Uwaezuoke, I.									1	5	0	5													
TOTALS	10	128	0	30	22	357	3	57	24	375	2	77	20	225	1	25	29	309	2	45	21	280	1	66	
PASSING	Att	Cmp	Yds	TD	Att	Cmp	Yds	TD	Att	Cmp	Yds	TD	Att	Cmp	Yds	TD	Att	Cmp	Yds	TD	Att	Cmp	Yds	TD	
Ferotte, G.	19/10	128	0	0	16/12	209	2	0	39/24	375	2	0	39/20	225	1	2	42/29	309	2	0	32/21	280	1	0	
Batch, C.	19/10	128	0	0	20/10	148	1	0	39/24	375	2	0	39/20	225	1	2	42/29	309	2	0	32/21	280	1	0	
TOTALS	19/10	128	0	0	36/22	357	3	0	39/24	375	2	0	39/20	225	1	2	42/29	309	2	0	32/21	280	1	0	



at Tampa Bay

RUSHING	Att	Yds	TD	LG
Hill, G.	10	25	1	10
Rivers, R.				
Irvin, S.				
Schlesinger, C.	7	25	0	15
Batch, C.				
Crowell, G.				
Ferrotte, G.	2	4	0	3
Olivo, B.	1	1	0	1
Jett, J.				
TOTALS	20	55	1	15

RECEIVING	Rec	Yds	TD	LG
Crowell, G.	4	47	0	23
Morton, J.	7	107	0	48
Sloan, D.	1	14	0	14
Irvin, S.				
Rivers, R.				
Schlesinger, C.	3	19	0	9
Moore, H.	2	22	0	15
Hill, G.	3	9	0	4
Stablein, B.	1	9	0	9
Olivo, B.	2	14	0	12
Rasby, W.				
Chryplewicz, P.				
Uwaezuoke, I.				
TOTALS	23	241	0	48

PASSING	Att	Cmp	Yds	TD	I
Ferrotte, G.	44	23	241	0	1
Batch, C.					
TOTALS	44	23	241	0	1

at Chicago

Att	Yds	TD	LG
13	77	0	41
1	3	0	3
3	7	0	3
1	12	1	12
1	4	0	4
19	103	1	41

Rec	Yds	TD	LG
3	41	0	17
8	100	0	45
5	49	0	21
4	34	0	12
2	24	0	19
1	5	0	5

23	253	0	45
-----------	------------	----------	-----------

Att	Cmp	Yds	TD	I
40	23	253	0	3
40	23	253	0	3

Denver

Att	Yds	TD	LG
4	7	0	4
5	8	0	4
2	9	0	11
1	8	0	8
12	32	0	11

Rec	Yds	TD	LG
5	95	0	27
4	47	0	18
5	50	0	19
1	2	0	2
2	11	0	6
4	62	1	26

21	267	1	27
-----------	------------	----------	-----------

Att	Cmp	Yds	TD	I
40	21	267	1	0
40	21	267	1	0

at Minnesota

Att	Yds	TD	LG
11	6	0	6
3	10	0	6
14	16	0	6

Rec	Yds	TD	LG
8	120	0	29
10	128	2	36
3	40	0	23
1	7	0	7
4	8	0	6
2	10	0	8
2	16	0	10
1	12	0	12

31	341	2	36
-----------	------------	----------	-----------

Att	Cmp	Yds	TD	I
2	14	180	1	1
24	17	161	1	0
46	31	341	2	1

1998 Detroit Lions Game by Game Starters

Offense

	at Sea	GB	at KC	SD	MIN	at Car	TB	STL	at Arz	at GB	CHI	WAS	at T.B.	at Chi	DEN	at Min	&at Was
XR	Sept. 12	Morton	Sept. 26	Morton	Oct. 17	Morton	Oct. 24	Nov. 7	Nov. 14	Nov. 21	Nov. 25	Dec. 5	Dec. 12	Dec. 19	Dec. 25	Jan. 2	Jan. 8
LT	Roberts	Roberts	Roberts	Roberts	Roberts	Roberts	Roberts	%Rasby	Morton	%Rasby	Morton	Morton	Morton	Morton	%Rasby	Morton	Morton
LG	Simple	Blaise	Blaise	Blaise	Blaise	Blaise	Simple	Simple	Simple	Simple	Simple	Simple	Simple	Simple	Simple	Simple	Simple
RG	Hartings	Hartings	Hartings	Hartings	Hartings	Hartings	Hartings	Hartings	Hartings	Hartings	Hartings	Hartings	Hartings	Hartings	Hartings	Hartings	Hartings
RT	Roque	Ramirez	Ramirez	Ramirez	Brooks	Brooks	Brooks	Brooks	Brooks	Brooks	Brooks	Brooks	Brooks	Brooks	Brooks	Brooks	Brooks
TE	Sloan	Sloan	Sloan	Sloan	Sloan	Sloan	Sloan	Sloan	Sloan	Sloan	Sloan	Rasby	Sloan	Sloan	Sloan	Sloan	Sloan
ZR	Moore	Crowell	Crowell	Crowell	Crowell	Crowell	Crowell	Crowell	Crowell	Crowell	Crowell	Crowell	Crowell	Crowell	Crowell	Crowell	Moore
QB	Batch	Batch	Batch	Batch	Batch	Batch	Batch	Batch	Ferotte	Ferotte	Ferotte	Ferotte	Ferotte	Ferotte	Batch	Batch	Ferotte
FB	Schlesinger	Schlesinger	Schlesinger	Schlesinger	Schlesinger	#Stablein	\$Rasby	Schlesinger	Schlesinger	Schlesinger	Schlesinger	#Moore	Schlesinger	Schlesinger	Schlesinger	#Crowell	Schlesinger
RB	Rivers	#Stablein	Rivers	Rivers	Rivers	Rivers	Hill	Hill	Hill	Hill	%Rasby	Hill	Hill	Hill	Hill	Rivers	Reece

Opened game with three receivers
 \$ Opened game with three tight ends
 % Opened game with two tight ends
 & Playoff game at Washington, January 8, 2000

Defense

	at Sea	GB	at KC	SD	MIN	at Car	TB	STL	at Arz	at GB	CHI	WAS	at T B	at Chi	DEN	at Min	&at Was
LE	Sept. 12	Porchner	Sept. 26	Porchner	Oct. 17	Scroggins	Oct. 24	Nov. 7	Nov. 14	Nov. 21	Nov. 25	Dec. 5	Dec. 12	Dec. 19	Dec. 25	Jan. 2	Jan. 8
NT	Jones	Jones	Jones	Jones	Jones	Jones	Jones	Jones	Jones	Jones	Jones	Jones	Jones	Jones	Jones	Jones	Jones
RE	Elliss	Elliss	Elliss	Elliss	Elliss	Elliss	Elliss	Elliss	Elliss	Elliss	Elliss	Elliss	Elliss	Elliss	Elliss	Pritchett	Elliss
UT	Kirschke	Kirschke	Kirschke	Kirschke	Kirschke	Scroggins	Scroggins	Scroggins	Kirschke	Kirschke	Scroggins	Scroggins	Scroggins	Scroggins	Scroggins	Scroggins	Scroggins
SLB	Aldridge	Aldridge	Aldridge	Aldridge	Aldridge	Aldridge	Aldridge	Aldridge	Aldridge	Aldridge	*Campbell	Aldridge	Aldridge	Aldridge	Aldridge	Aldridge	Aldridge
MLB	Boyd	Boyd	Boyd	Boyd	Boyd	Kowalkowski	Boyd	Boyd	Boyd	Boyd	Boyd	Boyd	Boyd	Boyd	Boyd	Boyd	Boyd
WLB	Claborne	Claborne	Claborne	Claborne	Claborne	Kowalkowski	Claborne	Claborne	Kowalkowski	Claborne	*J. Brown	Claborne	Claborne	*Harper	Claborne	Claborne	Claborne
LCB	Westbrook	Westbrook	Claborne	Claborne	Claborne	Claborne	Claborne	Claborne	Claborne	Claborne	Claborne	Claborne	Claborne	Claborne	Claborne	Claborne	Claborne
RCB	Fair	Fair	Fair	Fair	Fair	Fair	Fair	Fair	Fair	Fair	Fair	Fair	Fair	Fair	Fair	Fair	Fair
SS	Rice	Rice	Rice	Rice	Rice	Rice	Rice	Rice	Rice	Rice	Rice	Rice	Rice	Rice	Rice	Rice	Rice
FS	Carrier	Carrier	Carrier	Carrier	Carrier	Carrier	Carrier	Carrier	Carrier	Carrier	C. Brown	Carrier	Carrier	Carrier	Carrier	Carrier	Carrier

* Opened game with four cornerbacks
 & Playoff game at Washington, January 8, 2000



1999 Detroit Lions Superlatives

RUSHING

Attempts

19, Greg Hill (Chicago) 11-25

Yards

123, Greg Hill (Tampa Bay) 10-31

Average Per Carry (min. 2)

7.8, Sedrick Irvin (at Green Bay) 11-21

Longest Run from Scrimmage

51, Sedrick Irvin (at Green Bay) 11-21

Longest TD Run from Scrimmage

29, Greg Hill (Chicago) 11-25

Most Touchdowns

1, several, last by Charlie Batch (at Chicago) 12-19

RECEIVING

Receptions

10, Johnnie Morton (at Minnesota) 1-2

Yards

163, Germane Crowell (St. Louis) 11-7

Average Per Catch (min. 2)

29.5, Johnnie Morton (Green Bay) 9-19

Longest Reception

77, Germane Crowell (at Arizona) 11-14

Longest Reception for TD

77, Germane Crowell (at Arizona) 11-14

Most Touchdowns

2, twice, last by Johnnie Morton (at Minnesota) 1-2

PASSING

Attempts

44, Gus Frerotte (at Tampa Bay) 12-12

Completions

29, Gus Frerotte (Chicago) 11-25

Completion Percentage

75.0, Gus Frerotte (St. Louis) 11-7

Yards

375, Gus Frerotte (at Arizona) 11-14

Longest Pass

77, Gus Frerotte (at Arizona) 11-14

Longest Pass for TD

77, Gus Frerotte (at Arizona) 11-14

Most Touchdowns

3, Charlie Batch (at Seattle) 9-19

RETURNS

Punt Return Attempts

5, twice, last by Iheanyi Uwaezuoke (Chicago) 11-25

Punt Return Yards

86, Desmond Howard (Washington) 12-5

Punt Return Average (min. 2)

28.7, Desmond Howard (Washington) 12-5

Longest Punt Return

687, Desmond Howard (Washington) 12-5

Kick Return Attempts

5, three times, last by Terry Fair (at Arizona) 11-14

Kick Return Yards

130, Terry Fair (at Carolina) 10-24

Kick Return Average (min. 2)

32.5, Terry Fair (at Carolina) 10-24

Longest Kickoff Return

91, Terry Fair (Green Bay) 9-19

Interception Returns

2, twice, last by Ron Rice (at Chicago) 12-19

Longest Interception Return

417, Terry Fair (Minnesota) 10-17

Fumble Returns

1, several, last by Luther Elliss (Washington) 12-5

Longest Fumble Return

351, Terry Fair (at Arizona) 11-14

KICKING GAME

Most Punts

8, twice, last by John Jett (Denver) 12-25

Yards

406, John Jett (at Kansas City) 9-26

Highest Average (min. 2)

50.8, John Jett (at Kansas City) 9-26

Longest Punt

62, twice, last by John Jett (at Green Bay) 11-21

SCORING

Most Points in a Game

19, Jason Hanson (Minnesota) 10-17

Most Field Goals

6, Jason Hanson (Minnesota) 10-17

Longest Field Goal

52, Jason Hanson (Washington) 12-5

TACKLES

Most Tackles

19, twice, last by Stephen Boyd (at Green Bay) 11-21

Most Sacks

3.0, twice, last by, Robert Porcher (at Tampa Bay) 12-12

Most Sack Yards for Loss

26, Robert Porcher (at Tampa Bay) 12-12

1999 Opponents Superlatives

RUSHING

Attempts

29, twice, last by Olandis Gary (Denver) 12-25

Yards

185, Olandis Gary (Denver) 12-25

Average Per Carry (min. 2)

10.0, Brian Mitchell (Washington) 12-5

Longest Run from Scrimmage

58t, Michael Pittman (at Arizona) 11-14

Longest TD Run from Scrimmage

58, Michael Pittman (at Arizona) 11-14

Most Touchdowns

1, several, last by Leroy Hoard (at Minnesota) 1-2

RECEIVING

Receptions

11, twice, last by Marcus Robinson
(at Chicago) 12-19

Yards

170, Marcus Robinson (at Chicago) 12-19

Average Per Catch (min. 2)

31.0, Randy Moss (at Minnesota) 1-2

Longest Reception

75t, Az-Zahir Hakim (St. Louis) 11-7

Longest Reception for TD

75, Az-Zahir Hakim (St. Louis) 11-7

Most Touchdowns

3, Marcus Robinson (at Chicago) 12-19

PASSING

Attempts

47, Steve Beuerlein (at Carolina) 10-24

Completions

29, Eric Zeier (Tampa Bay) 10-31

Completion Percentage

83.3, Jeff George (Minnesota) 10-17

Yards

309, Brett Favre (at Green Bay) 11-21

Longest Pass

75t, Kurt Warner (St. Louis) 11-7

Longest Pass for TD

75, Kurt Warner (St. Louis) 11-7

Most Touchdowns

4, Cade McNown (at Chicago) 12-19

RETURNS

Punt Return Attempts

7, Tamarick Vanover (at Kansas City) 9-26

Punt Return Yards

104, Tamarick Vanover (at Kansas City) 9-26

Punt Return Average (min. 2)

14.9, Tamarick Vanover (at Kansas City) 9-26

Longest Punt Return

20, Tamarick Vanover (at Kansas City) 9-26

Kickoff Return Attempts

7, David Palmer (Minnesota) 10-17

Kickoff Return Yards

149, Ron Carpenter (St. Louis) 11-7

Kickoff Return Average (min. 2)

54.5, James Thrasher (Washington) 12-5

Longest Kickoff Return

95t, James Thrasher (Washington) 12-5

Interceptions

1, several, last by Robert Tate (at Minnesota) 1-2

Longest Interception Return

40t, Willie Williams (at Seattle) 9-12

Fumble Returns

1, twice, last by Darryll Lewis (San Diego) 10-10

Longest Fumble Return

42, Darryll Lewis (San Diego) 10-10

KICKING GAME

Most Punts

9, Todd Sauerbrun (Chicago) 11-25

Yards

393, Todd Sauerbrun (Chicago) 11-25

Highest Average

51.0, Darren Bennett (San Diego) 10-10

Longest Punt

57, three times, last by Todd Sauerbrun
(Chicago) 11-25

SCORING

Most Points in a Game

18, Marcus Robinson (at Chicago) 12-19

Most Field Goals

4, Ryan Longwell (at Green Bay) 11-21

Longest Field Goal

51, Pete Stoyanovich (at Kansas City) 9-26

TACKLES

Most Tackles

14, Derrick Brooks (at Tampa Bay) 12-12

Most Sacks

3.0, Kevin Carter (St. Louis) 11-7

Most Sack Yards for Loss

26, Kevin Carter (St. Louis) 11-7



1999 Lions Participation Chart

Player	@ Sea	GB	@ KC	SD	MIN	@ Car	TB	STL	@ Arz	@ GB	CHI	WAS	@ TB	@ Chi	DEN	@ Min	'99	Career	@ Was	Career	Playoff
	9/12	9/19	9/26	10/10	10/17	10/24	10/31	11/7	11/14	11/21	11/25	12/5	12/12	12/19	12/15	1/2	GP/GS	GP/GS	18"	GP/GS	GP/GS
Abrams	S	P	S	S	S	PUP	P	I	I	I	I	IR	IR	IR	IR	S	1/0	32/11	IR	0/0	
Aldridge	S	P	S	S	S	S	S	S	S	S	P	S	S	P	S	S	16/14	96/74	S	5/5	
Bailey	S	P	S	S	S	S	S	P	P	P	S	S	S	P	S	S	16/11	120/23	S	5/1	
Batch	S	P	S	S	S	S	S	S	I	DNP	DNP	DNP	DNP	P	P	S	11/10	23/22	S	0/0	
Beverly	S	P	S	S	P	P	P	P	P	P	P	P	P	P	P	S	16/2	32/2	I	0/0	
Blaise	S	P	S	S	S	S	P	P	P	P	P	P	P	P	P	S	16/4	16/4	P	1/0	
Boyd	S	S	S	S	S	S	S	S	S	S	S	S	S	S	S	S	14/14	67/48	P	3/2	
Brooks	P	P	P	P	S	S	S	S	S	S	S	S	S	S	S	S	16/12	80/58	S	1/1	
Brown, C.	N	N	N	P	P	P	P	P	P	P	S	S	S	S	S	S	13/1	106/16	P	7/2	
Brown, J.B.	P	P	P	P	P	P	P	P	P	P	S	S	S	I	I	P	13/3	163/97	P	12/6	
Campbell	P	P	P	P	P	P	P	P	DNP	P	S	P	P	S	P	P	15/2	27/2	P	1/0	
Carrier	S	P	P	P	P	P	S	P	S	S	RE	P	P	S	S	S	15/15	153/149	S	7/7	
Chylewicz	S	DNP	P	P	P	P	S	P	P	P	P	P	IR	IR	IR	IR	11/1	37/2	IR	0/0	
Claiborne	S	S	S	S	S	S	S	S	I	S	P	S	S	P	S	S	15/13	15/13	S	1/1	
Collins	P	P	P	P	P	P	S	S	I	S	P	S	S	P	S	S	7/0	144/83	S	7/7	
Compton	I	S	S	S	S	S	S	S	S	S	S	S	S	S	S	S	15/15	88/69	S	3/3	
Crowell	P	S	S	S	S	S	S	S	S	S	S	S	S	S	S	S	16/15	29/17	S	1/1	
DeVries	I	N	I	I	I	I	I	I	I	I	I	P	I	I	I	P	2/0	2/0	I	0/0	
Dixon	N	N	N	PS	PS	PS	PS	PS	PS	PS	P	PS	PS	P	P	P	4/0	4/0	IR	0/0	
Ellis	S	S	S	S	P	S	S	S	S	S	S	S	N	N	N	N	15/14	77/76	S	3/3	
Engel	P	I	DNP	S	S	S	S	S	S	S	S	S	N	N	N	N	1/0	32/9	N	1/0	
Fair	S	S	S	S	S	S	S	S	S	S	S	I	I	NFI	NFI	NFI	11/11	25/21	IR	0/0	
Fox	N	N	N	N	N	N	N	N	N	N	N	N	N	N	N	N	N	0/0	0/0	I	0/0
Fretotte	DNP	DNP	DNP	DNP	P	DNP	DNP	P	S	S	S	S	S	S	DNP	P	9/6	61/52	S	1/1	
Gibson	IR	IR	IR	IR	IR	IR	IR	IR	IR	IR	IR	IR	IR	IR	IR	IR	0/0	0/0	IR	0/0	
Hanson	P	P	P	P	P	P	P	P	P	P	P	P	P	P	P	P	16/0	128/0	P	5/0	
Harper	N	N	N	N	N	N	N	N	N	N	N	N	N	N	N	N	3/0	148/127	I	5/4	
Harrings	S	S	S	S	S	S	S	S	S	S	S	S	S	S	S	S	16/16	56/55	S	2/2	
Hill	P	P	DNP	P	P	P	P	P	S	S	P	P	P	P	P	DNP	14/8	79/29	DNP	3/0	
Howard	N	N	N	N	N	N	N	N	N	N	P	P	P	P	P	P	5/0	120/28	I	3/0	
Ivlin	P	P	P	P	P	P	P	P	P	P	P	I	I	P	P	P	14/0	14/0	P	1/0	

DNP-did not play / IR-injured reserve / N-not with team / I-inactive / NFI-non-football injury
PUP-physically unable to perform / RE-NFL roster exemption / DNR-Reserve did not report / PS-Practice Squad
* Indicates playoff game at Washington January 8, 2000

SEASON IN REVIEW

Player	@ Sea 9/2	GB 9/19	@KC 9/26	SD 10/10	MIN 10/17	@Car 10/24	TB 10/31	STL 11/7	@Arz 11/14	@GB 11/21	CHI 11/25	WAS 12/5	@TB 12/12	Chi 12/19	DEN 12/15	@Min 1/2	'99 GP/GS	Career GP/GS	@ Was 1/8*	Career Playoff GP/GS
Janus	N	N	N	N	N	N	N	N	N	N	N	N	PS	PS	I	I	0/0	5/1	DNP	0/0
Jett	P	P	P	P	P	P	P	P	P	P	P	P	P	P	P	P	16/0	110/0	P	12/0
Jones	P	P	P	P	P	P	P	P	P	P	P	P	P	P	P	P	16/16	144/124	S	3/3
Jordan	P	P	P	P	P	P	P	P	P	P	P	P	P	P	P	P	16/16	144/124	S	3/3
Kirschke	S	S	S	S	S	S	S	S	S	S	S	S	S	S	S	S	9/0	35/3	IR	0/0
Kowalkowski	P	P	P	P	P	P	P	P	P	P	P	P	P	P	P	P	15/7	18/7	P	2/0
Krewaldt	I	I	I	I	I	I	I	I	I	I	I	I	I	I	I	I	16/3	127/4	P	3/0
Moore	S	S	S	S	S	S	S	S	S	S	S	S	S	S	S	S	12/0	12/0	P	1/0
Morton	S	S	S	S	S	S	S	S	S	S	S	S	S	S	S	S	8/4	127/110	S	7/7
Olivo	P	P	P	P	P	P	P	P	P	P	P	P	P	P	P	P	16/12	94/72	S	3/3
O'Neill	PUP	PUP	PUP	PUP	PUP	PUP	PUP	PUP	PUP	PUP	PUP	PUP	PUP	PUP	PUP	PUP	14/0	15/0	IR	0/0
Owens	PUP	PUP	PUP	PUP	PUP	PUP	PUP	PUP	PUP	PUP	PUP	PUP	PUP	PUP	PUP	PUP	4/0	15/0	P	1/0
Porcher	P	P	P	P	P	P	P	P	P	P	P	P	P	P	P	P	8/0	144/87	P	6/2
Fringley	P	P	P	P	P	P	P	P	P	P	P	P	P	P	P	P	8/0	144/87	P	6/2
Pritchett	I	I	I	I	I	I	I	I	I	I	I	I	I	I	I	I	15/14	126/98	S	5/5
Ramirez	I	I	I	I	I	I	I	I	I	I	I	I	I	I	I	I	9/0	9/0	I	0/0
Rasby	I	I	I	I	I	I	I	I	I	I	I	I	I	I	I	I	16/2	132/72	P	6/2
Reece	I	PS	PS	PS	PS	PS	PS	PS	PS	PS	PS	PS	PS	PS	PS	PS	12/3	31/10	S	1/1
Rice	S	S	S	S	S	S	S	S	S	S	S	S	S	S	S	S	16/16	57/42	S	2/2
Rivers	S	S	S	S	S	S	S	S	S	S	S	S	S	S	S	S	7/6	69/6	P	3/0
Roberts	S	S	S	S	S	S	S	S	S	S	S	S	S	S	S	S	14/14	117/106	IR	1/1
Roque	IR	IR	IR	IR	IR	IR	IR	IR	IR	IR	IR	IR	IR	IR	IR	IR	4/2	19/2	P	1/0
Russell	I	I	I	I	I	I	I	I	I	I	I	I	I	I	I	I	0/0	13/1	IR	1/0
Sauter	I	I	I	I	I	I	I	I	I	I	I	I	I	I	I	I	0/0	0/0	DNP	0/0
Schlesinger	S	S	S	S	S	S	S	S	S	S	S	S	S	S	S	S	16/11	79/19	S	3/1
Scroggins	P	P	P	P	P	P	P	P	P	P	P	P	P	P	P	P	14/11	110/58	S	5/3
Sample	S	S	S	S	S	S	S	S	S	S	S	S	S	S	S	S	12/12	75/17	S	3/1
Sloan	S	S	S	S	S	S	S	S	S	S	S	S	S	S	S	S	16/15	60/41	S	3/3
Smith	N	N	N	N	N	N	N	N	N	N	N	N	N	N	N	N	3/0	23/1	I	3/0
Spicer	PS	PS	PS	PS	PS	PS	PS	PS	PS	PS	PS	PS	PS	PS	PS	PS	2/0	2/0	PS	0/0
Stablein	P	P	P	P	P	P	P	P	P	P	P	P	P	P	P	P	16/2	74/2	P	5/0
Stewart	P	P	P	P	P	P	P	P	P	P	P	P	P	P	P	P	2/0	40/2	IR	1/0
Supernaw	I	I	I	I	I	I	I	I	I	I	I	I	I	I	I	I	4/0	4/0	IR	0/0
Talton	I	I	I	I	I	I	I	I	I	I	I	I	I	I	I	I	12/0	12/0	P	1/0
Uwaezucke	N	P	P	P	P	P	P	P	P	P	P	P	P	P	P	P	10/0	49/0	P	6/0
Westbrook	S	S	I	I	I	I	I	I	I	I	I	I	I	I	I	I	10/8	41/38	S	2/2

DNP-did not play / IR-injured reserve / N-not with team / I-inactive / NF1-non-football injury
 PUP-physically unable to perform / RE-NFL roster exemption / DNR-Reserve did not report / PS-Practice Squad
 * Indicates playoff game at Washington January 8, 2000



GAME #1
LIONS 28, SEAHAWKS 20
AT SEATTLE, SEPTEMBER 12, 1999
ATTENDANCE: 66,238

	1st	2nd	3rd	4th	Final
LIONS	3	22	0	3	28
SEAHAWKS	0	7	7	6	20

LIONS Hanson FG 51
 LIONS Crowell 16 pass from Batch (Hanson kick)
 LIONS Sloan 5 pass from Batch (kick failed)
 LIONS Team Safety- May snap out of end zone
 SEAHAWKS Williams 40 interception return
 LIONS Crowell 41 pass from Batch (Hanson kick)
 SEAHAWKS Dawkins 26 pass from Kilna (Peterson kick)
 SEAHAWKS Dawkins 3 pass from Kilna (pass failed)
 LIONS Hanson FG 49

	LIONS	SEAHAWKS
First Downs	19	16
Total Net Yards	369	205
Net Yards Rushing	167	31
Net Yards Passing	202	174
(Att/Comp/Int)	26-16-1	30-20-0
Punts-Average	7-39.7	6-47.7
Fumbles-Lost	1-0	4-2
Sacks-Yards	6-28	5-14
Penalties-Yards	11-123	5-34
Time of Possession	34:45	25:15

RUSHING: LIONS - Rivers 16-96; Schlesinger 10-50; Hill 7-24; Batch 3-(-3). **SEAHAWKS-** Walters 13-21; Kilna 1-7; Brown 1-3; Feagles 1-0.

PASSING: LIONS- Batch 16-26, 216 yards, 3 TDs, INT. **SEAHAWKS-** Kilna 20-30, 202 yards, 2 TDs.

RECEIVING: LIONS- Crowell 7-141, 2 TDs, Rivers 4-39, Sloan 3-31, TD, Schlesinger 1-5, Irvin 1-0. **SEAHAWKS-** Dawkins 7-85, 2 TDs, Brown 5-25, Watters 4-29, Mayes 3-54, Bownes 1-9.

SUMMARY: The Lions built a 25-7 halftime lead and held on for a 28-20 victory over Seattle for the club's first season opening road win since 1986. Detroit out-gained Seattle, 369-to-205, in total yardage, with the Lions' stingy defense yielding only 31 net rushing yards to the Seahawks. Detroit took advantage of a Seahawks' turnover for the game's first score with **Jason Hanson** booming a 51-yard field goal following **Mark Carrier's** force and recovery of a **Sean Dawkins** fumble. Detroit next struck on the first play of the second quarter when **Charlie Batch** hit **Germane Crowell** from 16 yards out to give the Lions a 10-0 cushion. The lead jumped to 18-0 shortly thereafter on a Batch-to-**David Sloan** five-yard TD connection (PAT failed) and a Detroit safety (Seattle long-snapper snapped the ball out of the endzone). Seconds later, the Seahawks got on the board as **Willie Williams** returned an interception 40 yards for a score, but the Lions countered with Crowell's second TD of the game (41 yards) to boost their halftime lead to 25-7. Two **Jon Kilna**-to- **Dawkins** touchdown passes got the Seahawks to within 25-20 (two-point conversion after the second score failed) midway through the fourth quarter, but the Lions staged an eight-play late-game drive (5:01 eclipsed), which ended with Hanson nailing a 48-yard field goal with 2:10 remaining to give Detroit a 28-20 lead. Detroit's defense held Seattle on four consecutive plays to seal the victory.

GAME #2
LIONS 23, PACKERS 15
AT DETROIT, SEPTEMBER 19, 1999
ATTENDANCE: 76,202

	1st	2nd	3rd	4th	Final
PACKERS	3	3	0	9	15
LIONS	0	14	0	9	23

PACKERS Longwell FG 45
 LIONS Morton 45 pass from Batch (Hanson kick)
 LIONS Sloan 74 pass from Batch (Hanson kick)
 PACKERS Longwell FG 24
 PACKERS Team Safety- Aldridge snap out of endzone
 PACKERS Levens run 2 (Longwell kick)
 LIONS Batch run 1 (Hanson kick)
 LIONS Hanson FG 48

	PACKERS	LIONS
First Downs	21	9
Total Net Yards	437	278
Net Yards Rushing	154	82
Net Yards Passing	283	196
(Att/Comp/Int)	41-20-1	16-9-2
Punts-Average	6-39	5-41.2
Fumbles-Lost	2-2	3-0
Sacks-Yards	4-23	1-5
Penalties-Yards	5-25	6-52
Time of Possession	33:43	26:17

RUSHING: PACKERS-Levens 29-153 TD; Favre 2-1. **LIONS-** Rivers 17-54; Schlesinger 7-10; Batch 3-9, TD; Hill 3-8; Irvin 1-1; Jett 1-0.

PASSING: PACKERS-Favre 20-41, 288 yards, 1 INT. **LIONS-** Batch 9-16, 219 yards, 2 TDs, 2 INT.

RECEIVING: PACKERS-Freeman 6-85, Schroeder 4-87, Levens 4-53, Bradford 3-25, Davis 2-27, Chmura 1-11. **LIONS-** Morton 4-118, 1 TD, Sloan 1-74, 1 TD, Stablein 1-13, Rivers 1-11, Crowell 1-3, Hill 1-0.

SUMMARY: Detroit used a big-play offense, a bend-but-don't-break defense and two long returns from their special teams to hold off the Green Bay Packers, 23-15, in their 1999 home opener. The game was the first Lions' home opening sellout since 1975, and it gave Detroit their first 2-0 start to a season since 1993. Green Bay's **Ryan Longwell** began the scoring with a 45-yard field goal midway through the first quarter to stake the Packers to a 3-0 lead. Detroit fought back with two second quarter touchdown passes from QB **Charlie Batch** — one a 45-yarder to **Johnnie Morton** on the first play of the quarter, and the other on a 74-yarder to **TE David Sloan**. The toss to Sloan was the Lions' longest TD reception to a tight end since **Jim Gibbons'** 82-yarder in 1964. The Packers' snuck to within 14-6 at halftime as Longwell added a 24-yard field goal with :14 remaining in the half. After a scoreless third quarter, the Packers recorded a safety on the first play of the fourth quarter when long-snapper **Allen Aldridge** hiked the ball over John Jett's head from punt formation to trim Detroit's lead to 14-8. After the free kick, Green Bay drove 52 yards in five plays (**Dorsey Levens'** two-yard TD plunge) to take a 15-14 lead. On the ensuing kickoff, however, **Terry Fair** raced 91 yards to the Packers' eight-yard line, setting up Batch's one-yard scramble three plays for the go-ahead score. The two-point conversion failed, leaving the Lions with a 20-15 advantage. Detroit then held the Packers on their next possession, and **Jason Hanson** drilled a 48-yard field goal with 2:46 remaining for a 23-15 cushion, which held up in the waning moments of the contest.

SEASON IN REVIEW

GAME #3 CHIEFS 31, LIONS 21 AT KANSAS CITY, SEPTEMBER 26, 1999 ATTENDANCE: 79,384

GAME #4 CHARGERS 20, LIONS 10 AT DETROIT, OCTOBER 10, 1999 ATTENDANCE: 61,481

	1st	2nd	3rd	4th	Final
LIONS	0	7	6	8	21
CHIEFS	7	10	7	7	31

CHIEFS Gonzalez 15 pass from Grbac (Stoyanovich kick)
LIONS Irvin 16 run (Hanson kick)
CHIEFS Shehee 6 run (Stoyanovich kick)
CHIEFS Stoyanovich FG 51
CHIEFS Horn 25 pass from Grbac (Stoyanovich kick)
LIONS Rasby 3 pass from Batch (pass failed)
CHIEFS Bennet 7 run (Stoyanovich kick)
LIONS Rivers 31 pass from Batch (Stablein pass from Batch)

	LIONS	CHIEFS
First Downs	18	21
Total Net Yards	311	383
Net Yards Rushing	118	155
Net Yards Passing	193	228
(Att/Comp/Int)	34-16-2	29-20-0
Punts-Average	8-50.8	8-43.8
Fumbles-Lost	0-0	0-0
Sacks-Yards	1-7	4-20
Penalties-Yards	7-52	6-70
Time of Possession	28:53	31:07

RUSHING: LIONS- Rivers 13-66; Irvin 3-20, TD; Crowell 1-20; Batch 4-12; Schlesinger 1-0. **CHIEFS-** Bennet 12-73, TD; Shehee 11-46, TD; Morris 7-16; Richardson 3-14; Grbac 2-6.

PASSING: LIONS- Batch 16-34, 213 yards, 2 TDs, 2 INTs.
CHIEFS- Grbac 20-29, 235 yards, 2 TDs.

RECEIVING: LIONS- Sloan 4-31, Rivers 3-46, TD; Schlesinger 3-33; Crowell 2-48; Morton 2-31; Irvin 1-21; Rasby 1-3, TD. **CHIEFS-** Gonzalez 7-72, TD; Lockett 4-36; Alexander 3-69; Shehee 3-15; Horn 2-35, TD; Risón 1-8.

SUMMARY: Detroit lost its first game of the 1999 season, a 31-21 decision to the Kansas City Chiefs at Arrowhead Stadium. Lions' QB **Charlie Batch** was under heavy pressure throughout the game (four sacks and numerous pressures) and the Chiefs, who never trailed, ground out 155 rushing yards and featured an efficient passing attack, completing 20-of-29 attempts for 235 yards on the day. The teams exchanged punts on the game's first five series, but the Chiefs forged to a 7-0 lead late in the first quarter on a 15-yard pass from **Elvis Grbac**-to-TE **Tony Gonzalez**. Detroit pulled even for the only time in the game midway through the second quarter as rookie RB **Sedrick Irvin** darted in from 16 yards out for his first career touchdown. Moments later, however, Chiefs' RB **Rashaan Shehee** scored from six yards out and **Pete Stoyanovich** booted a 51-yard field goal with :01 remaining in the second quarter to give Kansas City a 17-7 halftime cushion. That lead bulged to 24-7 in the third quarter when Grbac found a stretched-out **Joe Horn** from 25 yards out. Detroit answered on their next possession as Batch hit TE **Walter Rasby** in the endzone from three yards out to pull to within 24-13 (PAT failed). The teams traded touchdowns in the fourth quarter as **Donnell Bennett** pounded in from seven yards out early in the quarter, and **Ron Rivers** scored on a 31-yard screen play (two-point conversion was good) to end the scoring.

	1st	2nd	3rd	4th	Final
CHARGERS	0	10	3	7	20
LIONS	7	3	0	0	10

LIONS Crowell 41 pass from Batch (Hanson kick)
CHARGERS Carney FG 33
LIONS Hanson FG 23
CHARGERS Stephens run 3 (Carney kick)
CHARGERS Carney FG 24
CHARGERS Lewis 42 Fumble Return

	CHARGERS	LIONS
First Downs	15	14
Total Net Yards	256	229
Net Yards Rushing	64	37
Net Yards Passing	192	192
(Att/Comp/Int)	34-20-1	38-21-1
Punts-Average	5-51	5-38.2
Fumbles-Lost	1-1	3-2
Sacks-Yards	6-38	2-16
Penalties-Yards	4-20	1-5
Time of Possession	30:25	29:35

RUSHING: CHARGERS- Bynum 9-37; Fletcher 11-24; Stephens 3-4, TD; Kramer 1-(-1). **LIONS-** Rivers 13-30; Batch 5-20; Hill 3-(-3); Schlesinger 2 - (-5); Irvin 1-(-5).

PASSING: CHARGERS- Kramer 20-34, 208 yards, INT.
LIONS- Batch 21-38, 230 yards, TD, INT.

RECEIVING: CHARGERS- Penn 7-79; McCrary 4-17; Fletcher 3-51; Still 2-40; Bynum 2-12; Jones 2-9. **LIONS-** Rivers 9-63; Crowell 6-99; Morton 6-68.

SUMMARY: The Lions lost their second consecutive game, a 20-10 home decision to the San Diego Chargers. Detroit's offense struggled throughout, managing only 229 total yards, with 73 of those yards coming on the club's only touchdown drive of the contest in the first quarter. The Chargers' defense sacked Lions' QB **Charlie Batch** six times and turned two second half Detroit turnovers into the deciding 10 points of the game. Detroit took a 7-0 lead when Batch hit **Germane Crowell** on a 41-yard TD bomb to cap the aforementioned drive, but San Diego scored 20 of the next 23 points in the game. The Chargers' **John Carney** (33 yards) and Detroit's **Jason Hanson** (23 yards) traded second quarter field goals and San Diego RB **Tremayne Stephens** scored on a three-yard plunge with 42 seconds remaining in the half to leave the game deadlocked at 10-10 heading into intermission. The only scoring in the second half came on Carney's second field goal of the game (24 yards) following a Batch interception (hit while throwing) late in the third quarter and **Darryll Lewis'** 42-yard return of a **Cory Schlesinger** fumble on fourth-and-one midway through the fourth quarter.



GAME #5

LIONS 25, VIKINGS 23
AT DETROIT, OCTOBER 17, 1999
ATTENDANCE: 76,516

	1st	2nd	3rd	4th	Final
VIKINGS	0	0	14	9	23
LIONS	10	9	0	6	25

LIONS	Fair 41 INT return TD (Hanson kick)
LIONS	Hanson FG 21
LIONS	Hanson FG 49
LIONS	Hanson FG 29
LIONS	Hanson FG 30
VIKINGS	Carter 17 pass from George (Anderson kick)
VIKINGS	Moss 36 pass from George (Anderson kick)
VIKINGS	Hoard 2 run (pass failed)
LIONS	Hanson FG 47
VIKINGS	Anderson FG 26
LIONS	Hanson FG 48

	VIKINGS	LIONS
First Downs	17	19
Total Net Yards	327	299
Net Yards Rushing	60	110
Net Yards Passing	267	189
(Att/Comp/Int)	27-20-2	40-24-0
Punts-Average	2-44.5	2-38.5
Fumbles-Lost	3-3	1-1
Sacks-Yards	4-21	5-25
Penalties-Yards	3-61	7-50
Time of Possession	24:44	35:16

RUSHING: VIKINGS-Hoard 13-45 TD; Smith 4-14; Williams 2-1. LIONS- Hill 11-67; Rivers 11-45; Ferrotte 1-4; Crowell 1-2; Jett 1 (-8).

PASSING: VIKINGS-Cunningham 10-15, 78 yards, INT; George 10-12, 214 yards, 2 TDs, INT. LIONS- Batch 9-16, 70 yards; Ferrotte 15-24, 140 yards.

RECEIVING: VIKINGS- Moss 10-125, TD; Carter 4-45, TD; Reed 3-66; Glover 2-42; Mills 1-14. LIONS- Morton 8-74; Crowell 8-61; Sloan 3-30; Stablein 2-24; Hill 2-15; Rivers 1-6.

SUMMARY: Despite building a 19-0 halftime lead, the Lions had to come from behind for an emotional last-minute 25-23 win over the Vikings at a sold-out Silverdome. **Jason Hanson** kicked his career-high sixth field goal of the day (48 yards) with seven seconds remaining for the game-winner. Backup QB **Gus Ferrotte** played the second half after starter **Charlie Batch's** elbow tightened up during halftime, and led the Lions on a clutch 43-yard two-minute drill to set up Hanson's heroics. Detroit CB **Terry Fair** started the scoring midway through the first quarter when he returned his first career interception 41 yards for a touchdown. Hanson then strung four field goals together before halftime to give the Lions their 19-0 halftime cushion. The second and third field goals were both set up by fumbles forced by the Detroit defense - one on a **Leroy Hoard** fumble and the other on a sack of **Randall Cunningham** by **Tracy Scroggins**. Coming out of halftime, the Vikings, led by backup QB **Jeff George**, reeled off 20 unanswered points to take a 20-19 lead early in the fourth quarter. Touchdown catches by **Cris Carter** (17 yards) and **Randy Moss** (36 yards) and a two-yard plunge by Hoard fueled that run. Hanson's fifth field goal (47 yards) midway through the fourth quarter swayed the lead back to the Lions (22-20), but **Gary Anderson's** 26-yard field goal gave Minnesota a 23-22 advantage with 1:40 remaining, but the Lions drove 43 yards after the ensuing kickoff to set up Hanson's game-winner.

GAME #6

LIONS 24, CAROLINA 9
AT CAROLINA, OCTOBER 24, 1999
ATTENDANCE: 64,322

	1st	2nd	3rd	4th	Final
LIONS	0	10	14	0	24
PANTHERS	3	3	3	0	9

PANTHERS	Kasay FG 21
LIONS	Irvin 1 run (Hanson kick)
LIONS	Hanson FG 29
PANTHERS	Kasay FG 30
PANTHERS	Kasay FG 23
LIONS	Sloan 22 pass Batch (Hanson kick)
LIONS	Stablein 3 pass Balch (Hanson kick)

	LIONS	PANTHERS
First Downs	20	22
Total Net Yards	300	320
Net Yards Rushing	90	61
Net Yards Passing	210	259
(Att/Comp/Int)	27-16-1	47-26-1
Punts-Average	3-38	4-43.8
Fumbles-Lost	2-1	2-1
Sacks-Yards	4-40	0-0
Penalties-Yards	3-21	9-55
Time of Possession	26:40	33:20

RUSHING: LIONS- Hill 16-70; Batch 5-13; Irvin 5-9 TD; Rivers 1 (-2). PANTHERS- Lane 6-20; Metcalf 1-17; Beuerlein 2-16; Biakabataka 9-10; Floyd 3 (-2).

PASSING: LIONS- Batch 16-27, 210 yards, 2 TDs, INT. PANTHERS- Beuerlein 26-47, 299, INT.

RECEIVING: LIONS- Morton 5-66; Crowell 3-45; Sloan 2-39, TD; Irvin 2-28; Stablein 2-7, TD; Schlesinger 1-20; Hill 1-5. CAROLINA- Walls 7-83; Jeffers 5-60; 4-62; Johnson 4-41; Biakabataka 2-35; Lane 2-3; Kinchen 1-8; Hayes 1-7.

SUMMARY: In the first-ever meeting between the two teams, Detroit rode a stifling goal line defense and an efficient offensive effort in a 24-9 road win at Carolina's Ericsson Stadium. Looming large in the final outcome were the Panthers' five trips inside the Lions' five-yard line, with the Detroit defense forcing two turnovers and yielding only three **John Kasay** field goals in those five instances. Carolina struck first with a 21-yard Kasay effort after taking the opening kickoff 77 yards in a 13-play drive that spanned over eight minutes. After **Mark Carrier** thwarted a Panthers' scoring threat with an interception off **Steve Beuerlein** in the endzone, Detroit took a 7-3 lead by embarking on a 12-play, 80-yard drive that culminated with a one-yard TD plunge by **Sedrick Irvin**. A 29-yard **Jason Hanson** field goal and Kasay's second effort of the afternoon left the Lions with a 10-6 halftime bulge. Kasay's third field goal trimmed the Lions' advantage to 10-9 early in the third quarter after **Terry Fair** fumbled the second half kickoff, but Detroit padded that lead to 17-9 on the ensuing drive when Batch hit **David Sloan** on a 22-yard TD dart. Detroit then extended its advantage to 24-9 late in the third quarter, with Batch hitting **Brian Stablein** on a four-yard scoring effort (first TD catch as a Lion). Also notable in the win was the Lions' staunch run defense (61 yards allowed), four sacks of Beuerlein and the Detroit offensive line not allowing a sack for the first time of the season.

SEASON IN REVIEW

GAME #7 LIONS 20, BUCCANEERS 3 AT DETROIT, OCTOBER 31, 1999 ATTENDANCE: 63,135

	1st	2nd	3rd	4th	Final
BUCCANEERS	0	3	0	0	3
LIONS	0	10	7	3	20

LIONS	Hanson FG 47
BUCCANEERS	Gramatica FG 49
LIONS	Irvin 2 run (Hanson kick)
LIONS	Aldridge 21 fumble return (Hanson kick)
LIONS	Hanson FG 50

	BUCCANEERS	LIONS
First Downs	18	13
Total Net Yards	292	256
Net Yards Rushing	72	147
Net Yards Passing	220	109
(Att/Comp/Int)	44-29-0	19-10-0
Punts-Average	4-41.0	6-39.8
Fumbles-Lost	2-2	0-0
Sacks-Yards	3-19	5-36
Penalties-Yards	6-32	5-43
Time of Possession	34:31	25:29

RUSHING: BUCCANEERS- Dunn 9-33; Alstott 10-32; Zeier 3-7. **LIONS-** Hill 16-123; Batch 5-15; Irvin 2-5, TD; Schlesinger 1-4.

PASSING: BUCCANEERS- Zeier 29-44, 256 yards. **LIONS-** Batch 10-19, 128 yards.

RECEIVING: BUCCANEERS- Dunn 11-77; Green 7-96; Murphy 4-28; Anthony 2-14; Hape 2-6; Alstott 1-16; McDonald 1-11; Abdullah 1-8. **LIONS-** Morton 3-54; Sloan 2-36; Irvin 2-19; Schlesinger 1-9; Crowell 1-8; Stablein 1-2.

SUMMARY: A grinding rushing attack (24 carries for 147 yards) and the second consecutive outstanding defensive effort (292 total yards) led the way in the Lions' 20-3 win over Tampa Bay in a nationally televised ESPN Halloween night affair. Lions' RB **Greg Hill** became the first opponent in 13 games (Nov. 15, 1998) to rush for at least 100 yards against the Bucs with his 123-yard effort. The first quarter ended scoreless on the heels of **Ron Rice's** block of Martin Gramatica's 36-yard field goal attempt. To begin the second quarter, however, **Jason Hanson** (47 yards) and Gramatica (49 yards) traded field goals to tie the score at 3-3. Detroit took the lead for good moments later as **Sedrick Irvin** rambled in from two yards out to give the Lions a 10-3 halftime edge. Detroit's lead was stretched to 17-3 as **Chris Claiborne** forced an Eric Zeier fumble on a sack, which **Allen Aldridge** returned 21 yards for a TD less than a minute into the third quarter. The only other scoring in the game came early in the fourth quarter when Hanson booted a 50-yard field goal (13th of 50 yards-or-more in his career). A key sequence took place late in the third quarter when the Lions challenged an apparent Warrick Dunn TD reception, but the call was reversed as Dunn's knee was ruled down at the one yard-line. Two plays later, **Terry Fair** caused a Mike Alstott fumble inside the Lions' five yard-line, foiling the Bucs' scoring chance.

GAME #8 LIONS 31, RAMS 27 AT DETROIT, NOVEMBER 7, 1999 ATTENDANCE: 73,224

	1st	2nd	3rd	4th	Final
RAMS	2	10	0	15	27
LIONS	0	10	11	10	31

RAMS	Safety- Hill tackled by Fletcher
LIONS	Crowell 4 pass from Batch (Hanson kick)
RAMS	Robinson 6 pass from Warner (Wilkins kick)
LIONS	Hanson FG 29
RAMS	Wilkins FG 34
LIONS	Schlesinger 3 pass from Frerotte (Crowell pass from Frerotte)
LIONS	Hanson FG 43
RAMS	Hakim 75 pass from Warner (Wilkins kick)
LIONS	Hanson FG 44
RAMS	Tucker 2 pass from Warner (Bruce pass from Warner)
LIONS	Morton 12 pass from Frerotte (Hanson kick)

	RAMS	LIONS
First Downs	20	17
Total Net Yards	332	335
Net Yards Rushing	57	21
Net Yards Passing	275	311
(Att/Comp/Int)	43-25-2	36-22-0
Punts-Average	8-36.9	6-41.0
Fumbles-Lost	3-0	3-0
Sacks-Yards	7-46	4-30
Penalties-Yards	7-54	9-95
Time of Possession	30:00	30:00

RUSHING: RAMS- Warner 3-26; Holcombe 2-16; Faulk 11-15. **LIONS-** Irvin 4-10; Frerotte 5-8; Hill 11-3; Batch 1-0

PASSING: RAMS- Warner 25-42, 305 yards, 3 TDs, 2 INTs; Faulk 0-1. **LIONS-** Batch 10-20, 148 yards, TD; Frerotte 12-16, 209 yards, 2 TDs

RECEIVING: RAMS- Faulk 10-78; Proehl 4-36; Holt 3-31; Hakim 2-94 TD, Bruce 2-34; Williams 1-15; Lee 1-9; Robinson 1-6, TD; Tucker 1-2, TD. **LIONS-** Crowell 8-163, TD; Irvin 4-65; Morton 4-59, TD; Stablein 2-48; Chryplewicz 2-18; Schlesinger 1-3, TD; Sloan 1-1

SUMMARY: In a game marked by seven lead changes, the Lions won their fourth straight game, 31-27, on a 12-yard touchdown pass from **Gus Frerotte** to **Johnnie Morton** with 28 remaining. The winning score was set up in part by a 57-yard completion to **Germane Crowell** on fourth-and-26 moments earlier. Frerotte led his second fourth quarter comeback in less than a month as he was subbing for the injured **Charlie Bates**, who bruised his thumb in the third quarter. After St. Louis safety (**London Fletcher** tackles **Greg Hill** in the end zone) Crowell caught a four-yard TD pass from Batch on Detroit's next possession, but the Rams answered shortly thereafter as **Kurt Warner** found TE **Jeff Robinson** from six yards out to give the Rams a 9-7 advantage. Both teams traded field goals later in the second quarter as St. Louis took a 12-10 lead into halftime. The lead see-sawed back to the Lions early in the third quarter on a three-yard play-action loss from Frerotte to **Cory Schlesinger** (two-point conversion failed), and increased to 21-12 after **Jason Hanson's** second of three field goals late in the third quarter. A 75-yard TD score from Warner-to-Az-Zahir **Hakim** trimmed Detroit's lead to 21-19, but Hanson's 44-yard effort with 6:10 remaining left the Lions with a 24-19 lead. The Rams, however, then drove 87 yards in eight plays on the ensuing drive (capped by a two-yard tackle-eligible loss to **Ryan Tucker** and a successful two-point conversion) to take a 27-24 lead with 2:42 left in the game.



GAME #9
CARDINALS 23, LIONS 19
AT ARIZONA, NOVEMBER 14, 1999
ATTENDANCE: 49,600

	1st	2nd	3rd	4th	Final
LIONS	7	0	6	6	19
CARDINALS	3	13	7	0	23

LIONS Sloan 7 pass from Frerotte (Hanson kick)
CARDINALS Jacke FG 35
CARDINALS Bates 3 run (Jacke kick)
CARDINALS Jacke FG 35
CARDINALS Jacke FG 49
CARDINALS Pittman 58 run (Jacke kick)
LIONS Crowell 77 pass from Frerotte (pass failed)
LIONS Fair 35 fumble return (pass failed)

	LIONS	CARDINALS
First Downs	17	17
Total Net Yards	373	343
Net Yards Rushing	42	159
Net Yards Passing	331	184
(Att/Comp/Int)	39-24-0	30-16-0
Punts-Average	7-43.6	5-45.0
Fumbles-Lost	2-1	3-1
Sacks-Yards	3-25	5-44
Penalties-Yards	10-102	6-46
Time of Possession	27:15	32:44

RUSHING: LIONS- Hill 10-25; Irvin 4-17. CARDINALS- Pittman 23-133, TD; Brown 6-19; Murrell 2-4; Bates 1-3, TD.

PASSING: LIONS- Frerotte 24-39, 375 yards, 2 TD. CARDINALS- Brown 16-30, 209 yards.

RECEIVING: LIONS- Sloan 7-88, TD; Crowell 5-142, TD; Morton 4-110; Irvin 3-18; Schlesinger 3-9; Uwaezueke 1-5; Hill 1-3. CARDINALS- Sanders 5-86; Boston 4-53; Moore 3-24; Pittman 2-44; McWilliams 1-3; Murrell 1-(-1).

SUMMARY: Detroit had its four-game winning streak snapped with a 23-19 road loss to the Arizona Cardinals. Despite trailing 23-7 five minutes into the second half, the Lions rallied for two unanswered touchdowns, but stalled looking for the go-ahead score in the final minute of the game at the Cardinals' 10 yard-line. Detroit jumped out to a 7-0 lead following their first possession of the game, with the drive culminating in a seven-yard **Gus Frerotte-to-David Sloan** TD connection. Frerotte made his first start as a Lion (starter **Charlie Batch** was out with a bruised thumb) and tallied a career-high 375 yards on 24-of-39 passing. After Sloan's score, Arizona reeled off 23 straight points over the next three quarters, consisting of three **Chris Jacke** field goals, a three-yard **Mario Bates** scoring plunge late in the second quarter and a 58-yard TD romp by **Michael Pittman** with 11:11 left in the third quarter. On the next play from scrimmage after Pittman's run, however, Frerotte found **Germane Crowell** on a 77-yard TD bomb to pull Detroit to within 23-13 (two-point attempt failed). That scoring play was the longest of both Frerotte and Crowell's respective careers. The Lions continued their comeback with 5:26 left in the game as **Luther Elliss** forced a Pittman fumble, which **Terry Fair** scooped up and ran in 35 yards for a score (two-point attempt was no good, leaving the score at 23-19). The Lions' defense then forced a three-and-out series by Arizona and Frerotte led Detroit to the Cardinals' 10 yard-line, including five straight completions for 45 yards, but that is where the Lions' comeback hopes were dashed.

GAME #10
PACKERS 26, LIONS 17
AT GREEN BAY, NOVEMBER 21, 1999
ATTENDANCE: 59,869

	1st	2nd	3rd	4th	Final
LIONS	7	10	0	0	17
PACKERS	0	12	11	3	26

LIONS Irvin 2 run (Hanson kick)
PACKERS Longwell FG 23
PACKERS Longwell FG 33
LIONS Crowell 14 pass from Frerotte (Hanson kick)
PACKERS Levens 1 run (pass failed)
LIONS Hanson 46 FG
PACKERS Bradford 17 pass from Favre (Bradford pass from Favre)
PACKERS Longwell FG 45
PACKERS Longwell FG 31

	LIONS	PACKERS
First Downs	20	24
Total Net Yards	335	371
Net Yards Rushing	110	64
Net Yards Passing	225	307
(Att/Comp/Int)	39-20-2	40-26-0
Punts-Average	5-45.4	4-33.8
Fumbles-Lost	0-0	0-0
Sacks-Yards	1-2	0-0
Penalties-Yards	8-119	10-90
Time of Possession	26:00	34:00

RUSHING: LIONS- Irvin 8-62, TD; Hill 10-32; Frerotte 1-7; Schlesinger 3-5; Crowell 1-4. PACKERS- Levens 23-47, TD; Parker 2-17; Henderson 1-1; Favre 1-(-1).

PASSING: LIONS- Frerotte 20-39, 225 yards, TD, 2 INT. PACKERS- Favre 26-40, 309 yards, TD.

RECEIVING: LIONS- Crowell 8-112, TD; Morton 5-64; Sloan 4-30; Irvin 3-19. PACKERS- Levens 10-99; Bradford 6-94, TD; Schroeder 4-69; Henderson 4-28; Thomason 1-12; Davis 1-7.

SUMMARY: Detroit saw a 17-12 halftime lead evaporate into a 26-17 final deficit as the Lions lost their second consecutive game on the year to the Green Bay Packers at Lambeau Field. The Lions jumped out to a 7-0 cushion, taking the opening kickoff 84 yards in 11 plays, with **Sedrick Irvin's** two-yard TD run culminating the drive. Green Bay's **Ryan Longwell** kicked the first two of his four field goals (23 and 33-yards) in the first half of the second quarter to shave the Lions' lead to 7-6, but **Germane Crowell** caught a 14-yard TD pass moments later to increase Detroit's advantage back to 14-6. Green Bay struck again moments later, driving 62 yards in six plays to cut the Lions' lead to 14-12 (two-point try failed) on a one-yard **Dorsey Levens** run. Detroit scored its last points of the game to give them a 17-12 cushion soon thereafter, as **Gus Frerotte** engineered a two-minute drive that resulted in a 46-yard **Jason Hanson** field goal as time expired in the first half. Green Bay took their first lead, 20-17, (two-point pass was good) midway through the third quarter on an acrobatic 17-yard TD catch by **Corey Bradford** (Lions' replay challenge was dismissed). Longwell then added his third and fourth field goals on successive drives to span the end of the third quarter and start of the fourth quarter to hike the Packers' game-ending advantage to 26-17.

SEASON IN REVIEW

GAME #11 LIONS 21, BEARS 17 AT DETROIT, NOVEMBER 25, 1999 ATTENDANCE: 77,905

	1st	2nd	3rd	4th	Final
BEARS	0	7	3	7	17
LIONS	7	14	0	0	21

LIONS Crowell 45 pass from Frerotte (Hanson kick)
 LIONS Hill 29 run (Hanson kick)
 LIONS Morton 2 pass from Frerotte (Hanson kick)
 BEARS Mayes 3 pass from Miller (Boniol kick)
 BEARS Boniol 27 FG
 BEARS Booker 23 pass from Miller (Boniol kick)

	BEARS	LIONS
First Downs	12	20
Total Net Yards	236	377
Net Yards Rushing	52	84
Net Yards Passing	184	293
(Att/Comp/Int)	39-25-1	42-29-0
Punts-Average	9-43.7	7-38.7
Fumbles-Lost	1-0	1-1
Sacks-Yards	2-16	2-20
Penalties-Yards	3-25	6-40
Time of Possession	21:44	38:16

RUSHING: BEARS- Milburn 1-30; Enis 6-10; McNown 1-9; Bennett 1-2; Allen 2-1; Miller 1-0. LIONS- Hill 19-68, TD; Schlesinger 4-8; Frerotte 4-5; Irvin 2-3.

PASSING: BEARS-Miller 25-37, 204 yards, 2 TD, INT; McNown 0-2. LIONS- Frerotte 29-42, 309 yards, 2 TD.

RECEIVING: BEARS- Conway 5-31; Robinson 4-61; Ingram 4-41; Enis 4-7; Booker 3-33, TD; Wetnight 1-9; Bennett 2-9; Milburn 1-10; Mayes 1-3, TD. LIONS- Crowell 7-91, TD; Morton 5-59, TD; Sloan 3-34; Hill 3-32; Schlesinger 3-27; Irvin 3-20; Moore 2-26; Rasby 2-16; Stablein 1-4.

SUMMARY: Detroit staked itself to a 21-0 late second quarter lead and held on for a 21-17 victory over the Chicago Bears in the 60th annual renewal of the team's Thanksgiving Day game. A clock-killing drive spanning the game's final 6:09 sealed the win for the Lions, who finished the 1990s by winning three straight Turkey Day games and seven of 10 outings in the decade. Detroit scored on the game's first possession for the third straight contest when **Germane Crowell** streaked by the Bears' secondary for a 45-yard TD catch, giving the Lions a quick 7-0 lead. The score remained that way until late in the second quarter when Detroit strung together two touchdowns within a minute to temporarily break the game open. First, **Greg Hill** rambled in from 29 yards out, then **Gus Frerotte** drilled a one-yard scoring toss to **Johnnie Morton** moments later. The first of the two drives was dominated by Hill, who accounted for all 68 non-penalty yards on his own. Morton's score was set up by **Scott Kowalkowski's** first career interception, which he returned to the Bears' one yard-line. Chicago scored their first points just before halftime on a three-yard toss from **Jim Miller** to **Alonzo Mayes**. The Bears continued their comeback as **Chris Boniol** drilled a 27-yard field goal midway through the third quarter to trim the Lions' lead to 21-10. The Lions' advantage decreased to 21-17 when **Marty Booker** caught a 23-yard TD pass on the first play of the fourth quarter. Each team punted twice in the fourth quarter, setting up the Lions' game-clinching drive on which the team converted three consecutive third-down passes to keep the clock moving.

GAME #12 LIONS 33, REDSKINS 17 AT DETROIT, DECEMBER 5, 1999 ATTENDANCE: 77,693

	1st	2nd	3rd	4th	Final
REDSKINS	3	7	7	0	17
LIONS	0	20	0	13	33

REDSKINS Conway 42 FG
 LIONS Hanson 50 FG
 REDSKINS Thrash 95 Kickoff Return (Conway kick)
 LIONS Moore 23 pass from Frerotte (Hanson kick)
 LIONS Howard 68 Punt Return (Hanson kick)
 LIONS Hanson 45 FG
 REDSKINS Westbrook 39 pass from Johnson (Conway kick)
 LIONS Hanson 37 FG
 LIONS Hanson 52 FG
 LIONS Elliss 11 Fumble Return (Hanson kick)

	REDSKINS	LIONS
First Downs	16	12
Total Net Yards	333	292
Net Yards Rushing	116	31
Net Yards Passing	217	261
(Att/Comp/Int)	43-26-2	32-21-0
Punts-Average	6-37.8	6-39.7
Fumbles-Lost	6-2	0-0
Sacks-Yards	5-19	5-32
Penalties-Yards	14-122	9-65
Time of Possession	32:54	27:06

RUSHING: REDSKINS- Mitchell 6-60; Davis 12-51; Westbrook 1-4; Centers 1-2; Johnson 1(-1). LIONS- Hill 11-16; Schlesinger 2-10; Crowell 1-4; Frerotte 4-5.

PASSING: REDSKINS- Johnson 26-43, 249 yards, TD, 2 INT
 LIONS- Frerotte 21-32, 280 yards, TD.

RECEIVING: REDSKINS- Centers 7-47; Westbrook 5-108, TD; Davis 5-8; Mitchell 4-41; Connell 3-35; Sellers 1-8; Thrash 1-2. LIONS- Crowell 5-122; Morton 5-44; Moore 4-47, TD; Sloan 3-44; Olivo 2-10; Hill 1-8; Schlesinger 1-5.

SUMMARY: Detroit broke its 16-game losing streak against the Redskins and maintained a share of the NFC Central division lead with a 33-17 win over Washington at a sold-out Silverdome. **Gus Frerotte**, facing his old team, started his fourth consecutive game for the injured **Charlie Batch** and completed 21-of-32 passes for 280 yards and a TD. And another former Redskin, **KF Desmond Howard**, sparked the Lions' special teams with a 68-yard punt return for a touchdown less than 24 hours after signing with the club. Washington struck first, elapsing almost nine minutes off the clock on the first drive of the game, which ended in a 42-yard **Brett Conway** field goal. **Jason Hanson** made his first of four field goals on the day midway through the second quarter with a 50-yard boot. Washington took a brief 10-3 lead when **James Thrash** returned the ensuing kickoff 95 yards for a TD, but the Lions answered on their next drive to tie the game once again as **Herman Moore** caught his first scoring pass of the year (23 yards). **Howard's** punt return and a 45-yard Hanson effort with five seconds remaining in the second quarter to give the Lions a 20-10 halftime advantage. The Redskins trimmed the lead to 20-17 on a **Michael Westbrook** 39-yard TD catch from **Brad Johnson** early in the third quarter, but 13 straight Lions' points in the fourth quarter clinched the Detroit win. Hanson added field goals of 37 and 52 yards and **Luther Elliss** scored his first career touchdown on an 11-yard fumble recovery (**James Jones** with the sack) on the first play after Hanson's fourth field goal to give the Lions their 33-17 bulge.



GAME #13
BUCCANEERS 23, LIONS 16
AT TAMPA BAY, DECEMBER 12, 1999
ATTENDANCE: 65,536

	1st	2nd	3rd	4th	Final
LIONS	10	0	3	3	16
BUCCANEERS	0	7	2	14	23

LIONS Hanson FG 37
LIONS Hill 10 run (Hanson kick)
BUCCANEERS McLeod 3 pass from King (Gramatica kick)
BUCCANEERS Safety- Frerotte sacked by Culpepper
LIONS Hanson FG 25
LIONS Hanson FG 27
BUCCANEERS Alstott 1 run (Gramatica kick)
BUCCANEERS Alstott 22 pass from King (Gramatica kick)

	LIONS	BUCS
First Downs	16	17
Total Net Yards	265	312
Net Yards Rushing	55	41
Net Yards Passing	210	271
(Att/Comp/Int)	44-23-1	37-23-1
Punts-Average	5-38.2	6-45.0
Fumbles-Lost	1-0	1-1
Sacks-Yards	3-26	4-31
Penalties-Yards	8-61	7-58
Time of Possession	30:41	29:19

RUSHING: LIONS- Hill 10-25, TD; Schlesinger 7-25; Frerotte 2-4; Olivo 1-1. **BUCCANEERS-** Alstott 8-28, TD; King 3-7; Dunn 8-6.

PASSING: LIONS- Frerotte 23-44, 241 yards, INT.
BUCCANEERS- King 23-37, 297 yards, 2 TD, INT.

RECEIVING: LIONS- Morton 7-107; Crowell 4-47; Schlesinger 3-19; Hill 3-9; Moore 2-22; Olivo 2-14; Sloan 1-14; Stablein 1-9. **BUCCANEERS-** Dunn 6-115; Emanuel 4-46; Williams 4-31; Alstott 3-39, TD; Green 3-22; Anthony 1-30; Moore 1-11; McLeod 1-3, TD.

SUMMARY: Detroit fell from a two-way tie for first-place in the NFC Central division with a gut-wrenching 23-16 road loss at the hands of the Tampa Bay Buccaneers. The Lions' initial advantage was forged by a **Jason Hanson** 37-yard field goal and a 10-yard TD run by **Greg Hill** on the team's first two possessions of the game. The Buccaneers wrestled momentum back, however, on a 68-yard screen pass to **Warrick Dunn** late in the second quarter, with rookie QB **Shaun King** finding **Kevin McLeod** from three yards out on the next play to trim the Detroit lead to 10-7 at the half. Third quarter scoring began as **Brad Culpepper** sacked **Gus Frerotte** (starting for the injured **Charlie Batch**) in the endzone for a safety on the next play after **Mark Carrier** had intercepted a pass at the Lions' two yard-line, leaving the Lions with a slim one-point lead. Detroit answered by driving into field goal territory on its next two drives, with 25 and 27-yard efforts by Hanson increasing the Lions' advantage to 16-9 early in the fourth quarter. That would be the last of Detroit's scoring, though, as Tampa Bay next marched 65 yards in nine plays to tie the contest at 16-16 on a one-yard **Mike Alstott** plunge. The game-winning score, a 22-yard screen pass to Alstott with 4:18 remaining, was set up by a **John Lynch** interception two plays earlier, which he returned to the Lions' 24 yard-line.

GAME #14
BEARS 28, LIONS 10
AT CHICAGO, DECEMBER 19, 1999
ATTENDANCE: 66,944

	1st	2nd	3rd	4th	Final
LIONS	3	0	0	7	10
BEARS	0	14	7	7	28

LIONS Hanson FG 24
BEARS Ingram 3 pass from McNown (Boniol kick)
BEARS Robinson 1 pass from McNown (Boniol kick)
BEARS Robinson 36 pass from McNown (Boniol kick)
BEARS Robinson 42 pass from McNown (Boniol kick)
LIONS Batch 12 run (Hanson kick)

	LIONS	BEARS
First Downs	19	27
Total Net Yards	339	396
Net Yards Rushing	103	104
Net Yards Passing	236	292
(Att/Comp/Int)	40-23-3	36-27-2
Punts-Average	2-46.0	3-28.0
Fumbles-Lost	1-1	2-0
Sacks-Yards	2-9	3-17
Penalties-Yards	6-43	8-62
Time of Possession	27:39	32:21

RUSHING: LIONS- Hill 13-77; Batch 1-12, TD; Schlesinger 3-7; Frerotte 1-4; Irvin 1-3. **BEARS-** Enis 22-69; McNown 9-36; Milburn 1-(-1).

PASSING: LIONS- Frerotte 17-30, 158 yards, 3 INTs; Batch 6-10, 95 yards. **BEARS-** McNown 27-36, 301 yards, 4 TDs, 2 INTs.

RECEIVING: LIONS- Morton 8-100; Sloan 5-49; Irvin 4-34; Crowell 3-41; Moore 2-24; Hill 1-5. **BEARS-** Robinson 11-170, 3 TDs; Ingram 10-94, TD; Booker 2-8; Alfred 1-12; Wetnigt 1-7; Enis 1-6; Conway 1-4.

SUMMARY: Detroit dropped its second road division matchup in as many weeks, a 28-10 loss at the hands of the Chicago Bears. The Lions got on the board first and last, but the Bears sandwiched 28 unanswered points in between Detroit scores to avenge a 21-17 Thanksgiving Day loss to the Lions at the Silverdome. **Jason Hanson's** 24-yard field goal with 4:35 remaining in the first quarter got the Lions out to a 3-0 lead, but that would be the only Detroit score until late in the fourth quarter. Chicago's last two possessions of the first half resulted in **Cade McNown** touchdown passes — first a three-yarder to **Bobby Ingram** and then a one-yarder to **Marcus Robinson** with seven seconds remaining in the second quarter to give the Bears momentum and a 14-3 half-time advantage. Chicago continued its scoring binge midway through the third quarter as Robinson caught a 36-yard scoring loss from McNown, and increased the lead to 28-3 on its second possession of the fourth quarter as Robinson caught his third TD of the game — a 42-yard sideline grab. Detroit was momentarily sparked two drives later as **Charlie Batch**, back in the lineup for backup **Gus Frerotte** who had started his sixth straight game, plunged 12 yards into the endzone for the score. Batch's second TD run of the season drew Detroit to within 28-10, but an unsuccessful outside kick failed, and the Bears ran out the remaining 3:25 in the game for the win.

GAME #15
BRONCOS 17, LIONS 7
AT DETROIT, DECEMBER 25, 1999
ATTENDANCE: 73,158

	1st	2nd	3rd	4th	Final
BRONCOS	0	0	10	7	17
LIONS	0	0	0	7	7

BRONCOS Gary run 45 (Elam kick)
 BRONCOS Elam FG 32
 BRONCOS Carswell 1 pass from Griese (Elam kick)
 LIONS Moore 13 pass from Batch (Hanson kick)

	BRONCOS	LIONS
First Downs	22	16
Total Net Yards	369	274
Net Yards Rushing	204	32
Net Yards Passing	165	242
(Att/Comp/Int)	30-22-1	40-21-0
Punts-Average	5-43.8	8-47.6
Fumbles-Lost	0-0	2-0
Sacks-Yards	5-25	1-6
Penalties-Yards	5-40	10-78
Time of Possession	36:41	23:19

RUSHING: BRONCOS- Gary 29-185, TD; Loville 4-17; Griese 3-2. **LIONS-** Batch 2-9; Irvin 5-8; Crowell 1-8; Hill 4-7.

PASSING: BRONCOS- Griese 22-30, 171 yards, TD, INT
LIONS- Batch 21-40, 267 yards, TD.

RECEIVING: BRONCOS- McCaffrey 7-65; Carswell 6-35; TD; Chamberlain 4-52; Smith 4-24; Loville 1-(-5). **LIONS-** Crowell 5-95; Sloan 5-50; Moore 4-62, TD; Morton 4-47; Schlesinger 2-11; Irvin 1-2.

SUMMARY: Denver ruined Detroit's holiday cheer as they pulled away for a 17-7 win over the Lions in a nationally televised Christmas Day game at the Silverdome. Detroit struggled on offense throughout the contest, garnering only 32 yards rushing, while the usually staunch Lions' run defense surrendered a season-high 204 yards on the ground to the Broncos, including 185 yards by rookie RB **Olandis Gary**. After a scoreless first half, Denver struck quickly in the second half when Gary capped a two-play, 77-yard drive with a 45-yard scoring jaunt for a 7-0 lead. That advantage was stretched to 10-0 on their next possession when **Jason Elam** kicked a 32-yard field goal, and the lead swelled to 17-0 on the third play of the fourth quarter as **Brian Griese** found TE **Dwayne Carswell** from one yard out. Detroit finally got on the board on the first play following the two-minute warning as **Charlie Batch**, starting his first game in seven weeks, found **Herman Moore** for his second TD catch of the season (13 yards) to pull to within 17-7. After a subsequent outside kick failed, the Broncos took possession and were able to chew up enough clock time to make another Lions' comeback bid impossible.

GAME #16
VIKINGS 24, LIONS 17
AT MINNESOTA, JANUARY 2, 2000
ATTENDANCE: 64,103

	1st	2nd	3rd	4th	Final
LIONS	7	3	0	7	17
VIKINGS	7	10	0	7	24

VIKINGS Smith 4 run (Anderson kick)
 LIONS Morton 6 pass from Batch (Hanson kick)
 VIKINGS Anderson FG 44
 LIONS Hanson FG 39
 VIKINGS Moss 67 pass from George (Anderson kick)
 VIKINGS Hoard 3 run (Anderson kick)
 LIONS Morton 36 pass from Frerotte (Hanson kick)

	LIONS	VIKINGS
First Downs	20	20
Total Net Yards	302	379
Net Yards Rushing	16	137
Net Yards Passing	286	242
(Att/Comp/Int)	46-31-1	24-14-2
Punts-Average	4-43.8	1-41.0
Fumbles-Lost	1-1	2-1
Sacks-Yards	5-33	7-55
Penalties-Yards	4-47	7-45
Time of Possession	30:42	29:18

RUSHING: VIKINGS- Smith 22-97, TD; Hoard 7-41, TD; George 1-(-1). **LIONS-** Schlesinger 3-10; Rivers 11-6.

PASSING: VIKINGS- George 14-24, 275 yards, TD, 2 INTs
LIONS- Batch 17-24, 161 yards, TD; Frerotte 14-22, 180 yards, TD, INT.

RECEIVING: VIKINGS- Moss 5-155, 1 TD; Carter 3-52; Jordan 2-13; Glover 1-23; Reed 1-13; Smith 1-13; Hoard 1-6
LIONS- Morton 10-128, 2 TDs; Crowell 8-120; Rivers 4-8; Sloan 3-40; Moore 2-16; Schlesinger 2-10; Stablein 1-12; Irvin 1-7.

SUMMARY: Detroit ended the 1999 regular season on a down note losing their fourth game in a row, a 24-17 road decision to the Minnesota Vikings. Regardless of the outcome, the Lions had already clinched their fifth playoff berth since 1993 and sixth of the 1990s. Minnesota took advantage of a **Charlie Batch** fumble for the first score of the game, with **Robert Smith** plunging in from four yards out three plays after the turnover for a 7-0 Minnesota lead. Detroit evened the score at 7-7 in the final minute of the first quarter as Batch and **Johnnie Morton** connected on a six-yard TD play that was tipped initially by **Herman Moore**. The teams then traded field goals in the second quarter, but **Randy Moss** caught a 67-yard scoring bomb from **Jeff George** to give the Vikings a 17-10 halftime bulge. After a scoreless third quarter, that advantage was stretched to 24-10 with **Leroy Hoard** barreling in from three yards out with 4:56 remaining in the game. The Lions quickly drove 76 yards in eight plays to answer Hoard's score as Morton caught his second TD of the game, a 36-yarder in the endzone from **Gus Frerotte**, who had replaced Batch late in the second quarter after he had re-injured his fractured right thumb.



1999 NFC FIRST-ROUND PLAYOFF GAME
REDSKINS 27, LIONS 13
AT WASHINGTON, JANUARY 8, 1999
ATTENDANCE: 79,411

	1st	2nd	3rd	4th	Final
LIONS	0	0	0	13	13
REDSKINS	14	13	0	0	27

REDSKINS Davis 1 run (Conway kick)
REDSKINS Davis 4 run (Conway kick)
REDSKINS Conway FG 33
REDSKINS Conway FG 23
REDSKINS Connell 30 pass from Johnson (Conway kick)

LIONS Rice 94 blocked field goal return (Two Point Attempt Failed)

LIONS Rivers 5 pass from Frerotte (Hanson kick)

	LIONS	REDSKINS
First Downs	15	23
Total Net Yards	258	389
Net Yards Rushing	45	223
Net Yards Passing	213	166
(Att/Comp/Int)	46-21-2	31-15-2
Punts-Average	7-42.3	4-40.0
Fumbles-Lost	3-0	1-0
Sacks-Yards	1-8	5-38
Penalties-Yards	12-126	6-75
Time of Possession	21:32	38:28

RUSHING: LIONS – Schlesinger 7-23; Frerotte 2-16; Rivers 1-6. **REDSKINS** – Davis 15-119, 2 TDs; Mitchell 7-55; Hicks 23-46; Centers 1-3.

PASSING: LIONS – Frerotte 21-46, 251 yards, TD, 2 INTs. **REDSKINS** – Johnson 15-31, 174 yards, TD, 2 INTs.

RECEIVING: LIONS – Crowell 5-41; Rivers 4-24, TD; Moore 3-69; Stablein 3-32; Morton 2-29; Irvin 2-27; Sloan 1-24; Uwaezueke 1-5. **REDSKINS** – Centers 7-61; Connell 2-35, TD; Hicks 2-27; Westbrook 2-22; Fryar 1-17; Alexander 1-12.

SUMMARY: In the Lions 17th postseason contest and 11th playoff road game (third in Washington), 27 unanswered first-half points by the Washington Redskins proved to be too much for Detroit to overcome in the second half. On their two drives of the first quarter, Washington reached the endzone on a pair of short runs by **Stephen Davis** (one and four yards). They followed those drives with two field goals (33 an 23 yards) by **Brett Conway** to begin the second quarter. Leading 20-0, The Redskins added a 30-yard touchdown pass from QB **Brad Johnson** to **Albert Connell** with 1:19 left in the second quarter to close out Washington's scoring on the day. The Lions best scoring opportunity in the first half came in the closing seconds of the second quarter when **Herman Moore** caught a 58-yard Hail Mary pass from **Gus Frerotte**, but was stopped at the three-yard line as time expired. After both squads were held scoreless in the third quarter, Lions' **S Ron Rice** put Detroit on the board with a 94-yard blocked field goal return with 9:23 left in the game (**Lamar Campbell** recorded FG block). With time running out, Frerotte tossed a five-yard touchdown pass to RB **Ron Rivers** to close out the Lions scoring.

LIONS E-REPORT

The Mustang, November 26, 1999

Detroit 15, Pittsburgh 16 (OT)

DETROIT ADDS TO THANKSGIVING TRADITION WITH OVERTIME WIN

By Chris Kluwe

Referee Phil Luckett had some trouble making heads or tails out of the overtime coin toss as Detroit's annual Thanksgiving Day game, the *the Lions* knew just what to do when they got the ball first in the sudden death extra period.

They took the kickoff, marched to the Pittsburgh 24 and watched James Hester kick a 43-yard field goal - the fourth of the game - to give Detroit a come-from-behind 19-16 victory over the Steelers. It was the third straight win for the Lions, who seem to have found a formula that looked like it was leading for *the Mustang* a 10.9 loss to *the Mustang* on Nov. 8.

In His Own Words...

HEAD COACH BOBBY ROSEN: POST-GAME COMMENTS

"It was a heck of a performance. I think people got their money's worth. I have to find what we did do. They hung in there. We played 62 plays on defense and a lot of us were after the ball." "I'm proud of my whole football team. I don't know if I have ever had to many things go against us as our defense and still come back and win it. I have to really tip my hat to the players and the coaching staff and everybody else for keeping their eyes on the prize and in long sleeping on it."

NEWS AND NOTES:

Steelers Branches Another Milestone: Despite trailing for just 33 yards on 20 attempts, Lions' running back Barry Sanders composed a major coaching milestone that only one other player has completed. Sanders became the second running back in history to rush for over 1,000 yards in his career.

A Batch of Toughness:

Headline quarterback Charlie Batch added another strong leadership quality to his growing repertoire - toughness. During the critical quarter against the Steelers, he became the head huddle for *the Mustang* as he came around the huddle and on a screen. Batch's block on Steelers cornerback Neil O'Connell kept *the Mustang* from a 19-yard gain.

Next Week: Detroit at Jacksonville


LIONS LOOK FOR FORTH STRAIGHT WIN IN ROAD MATCHUP WITH JAGUARS

Detroit (5-7) looks for its fourth consecutive win on Monday as the team makes its first-ever trip to Jacksonville to take on the Jaguars (6-5). Detroit enters the action following a 19-16 overtime win over Pittsburgh on Thanksgiving Day, while Jacksonville took a three-point lead atop the AFC Central with a 14-17 decision over the Bengals on Christmas.

Sign Up For The Lions eReport

Sign up to receive the Lions eReport, an electronic newsletter sent via email that will provide you with exclusive in-depth coverage of the Detroit Lions. To sign up, log onto detroitlions.com and fill out the Lions eReport registration form.

The newsletter will update you twice a week during the season with post-game analysis and game previews. The newsletter will also be sent periodically during the offseason to update you on all of the Lions off-season moves.



Lions Honors



Detroit Lions All-Time Honor Roll

PRO FOOTBALL HALL OF FAME

- 1963 Earl "Dutch" Clark, B (1934-38)
- 1966 Bill Dudley, HB (1947-49)
- 1967 Bobby Layne, QB (1950-58)
- 1968 Alex Wojciechowicz, C/LB (1938-46)
- 1970 Jack Christiansen, DB (1951-58)
Hugh McElhenny, HB (1964)
- 1972 Ollie Matson, FB (1963)
- 1973 Joe Schmidt, LB (1953-65)
- 1974 Dick "Night Train" Lane, DB (1960-65)
- 1979 Yale Lary, DB/P (1952-53, 56-64)
- 1985 Frank Gatski, C (1957)
- 1986 Doak Walker, HB (1950-55)
- 1987 John Henry Johnson, FB (1957-59)
- 1992 Lem Barney, CB (1967-77)
- 1996 Lou Creekmur, T, (1950-59)

() years played with Lions

NFL MVP / PLAYER OF THE YEAR

- 1944 Frank Sinkwich (Joe F. Carr Award)
- 1960 Joe Schmidt (Associated Press)
- 1991 Barry Sanders (NFLPA)
Barry Sanders (Football Digest)
Barry Sanders (Maxwell Award)
- 1994 Barry Sanders (Associated Press)*
Barry Sanders (NFL Films)
Barry Sanders (Football Digest)
Barry Sanders (ESPN "Espy" Award)
- 1997 Barry Sanders (Associated Press)#
Barry Sanders (Miller Lite)
Barry Sanders (Maxwell Award)
Barry Sanders (Sporting News)
Barry Sanders (Pro Football Weekly)
Barry Sanders (Football Digest)
Barry Sanders (Sports Illustrated)
Barry Sanders (College & Pro Football Weekly)*
Barry Sanders (ESPN "Espy" Award)
Barry Sanders (Touchdown Club of Columbus)

* Offensive Player of the Year

Co-MVP & Offensive Player of the Year

NFL ROOKIE OF THE YEAR

- 1967 Mel Farr (Sporting News)
- 1967 Lem Barney#
- 1968 Earl McCullough (Sporting News)
- 1979 Al Baker (Associated Press)#
Al Baker (Pro Football Weekly)#
Al Baker (Football Digest)#
- 1980 Billy Sims (Pro Football Writers Association)
Billy Sims (Associated Press)*
Billy Sims (Bert Bell Trophy - N.E.A.)
Billy Sims (Sporting News)
Billy Sims (Pro Football Weekly)*
Billy Sims (Football Digest)*

- 1989 Barry Sanders (Pro Football Weekly)*
Barry Sanders (Associated Press)*
Barry Sanders (Sports Illustrated "Z" Team)
Barry Sanders (Sporting News)
Barry Sanders (NFL Films)
Barry Sanders (College and Pro Football Newsweekly)*
Barry Sanders (PFWA)
Barry Sanders (Football Digest)*

Defensive Rookie of the Year

* Offensive Rookie of the Year

NFL COACH OF THE YEAR

- 1991 Wayne Fontes (Associated Press)
Wayne Fontes (Maxwell Club)
Wayne Fontes (Paul Brown Award,
Touchdown Club of Columbus)
Wayne Fontes (Starter)
Wayne Fontes (United Press International)
Wayne Fontes (Football News)
Wayne Fontes (Pro Football Weekly)
Wayne Fontes (Pro Football Writers Association)

NFC MVP / PLAYER OF THE YEAR

- 1994 Barry Sanders (NFLPA)
Barry Sanders (Football News)

NFC PLAYER OF THE MONTH

- 1989 Barry Sanders, Offensive (Dec.)
- 1991 Barry Sanders, Offensive (Sept.)
Ray Crockett, Defensive (Nov.)
- 1993 Jason Hanson, Special Teams (Oct.)
Jason Hanson, Special Teams (Dec.)
Barry Sanders, Offensive (Oct.)
Barry Sanders, Offensive (Oct., Nov. and Dec.)
Terry Fair, Special Teams (Sept.)
Stephen Boyd, Defensive (Nov.)
- 1999 Jason Hanson, Special Teams (Oct.)

NFL MILLER LITE PLAYER OF THE WEEK

- 1989 Rodney Peete (Week 6)
Richard Johnson (Week 13)
- 1991 Barry Sanders (Week 5)
Rodney Peete (Week 6)
Barry Sanders (Week 12)
- 1994 Barry Sanders (Week 3)
- 1995 Herman Moore (Week 9)
Scott Mitchell (Week 13)
- 1996 Barry Sanders (Week 17)
- 1997 Barry Sanders (Weeks 7 and 17)

NFC PLAYER OF THE WEEK

- 1984 Michael Cofer, Defensive (Week 8)
Gary Danielson, Offensive (Week 13)
- 1985 Demetrius Johnson, Defensive (Week 4)
Eric Hipple, Offensive (Week 8)
- 1986 James Jones, Offensive (Week 1)
- 1989 Rodney Peete, Offensive (Week 6)
Richard Johnson, Offensive (Week 13)

HONORS

1990	Chris Spielman, Defensive (Week 2)
	Barry Sanders, Offensive (Week 14)
	Rodney Peete, Offensive (Week 15)
1991	Ray Crockett, Defensive (Week 9)
	Barry Sanders, Offensive (Week 13)
	Erik Kramer, Offensive (Divisional Playoffs)
1993	Jason Hanson, Special Teams (Week 1)
	Vernon Turner, Special Teams (Week 9)
	Barry Sanders, Offensive (Week 10)
	Ray Crockett, Defensive (Week 18)
	Jim Arnold, Special Teams (Week 18)
1994	Barry Sanders, Offensive (Week 3)
	Chris Spielman, Defensive (Week 8)
	Barry Sanders, Offensive (Week 10)
	Mel Gray, Special Teams (Week 16)
	Barry Sanders, Offensive (Week 16)
1995	Jason Hanson, Special Teams (Week 4)
	Barry Sanders, Offensive (Week 6)
	Scott Mitchell, Offensive (Week 9)
	Brett Perriman, Offensive (Week 13)
	Herman Moore, Offensive (Week 14)
	Willie Clay, Defensive (Week 17)
	Scott Mitchell, Offensive (Week 6)
	Stephen Boyd, Defensive (Week 1)
	Barry Sanders, Offensive (Week 7)
	Herman Moore, Offensive (Week 12)
	Terry Fair, Special Teams (Week 4)
	Mark Carrier, Defensive (Week 7)
	Charlie Batch, Offensive (Week 11)
	Robert Porcher, Defense (Week 1)
	Terry Fair, Special Teams (Week 2)
	Jason Hanson, Special Teams (Week 6)
	Germane Crowell, Offense (Week 9)
	Desmond Howard, Special Teams (Week 13)

NFL ROOKIE OF THE MONTH

1998	Charlie Batch, Offensive (Oct.)
------	---------------------------------

LIONS MOST VALUABLE PLAYER

(Only one player was selected from 1952-1966)

1952	Jim Doran, E
1953	Dick Stanfel, G
1954	Bobby Layne, QB
1955	Joe Schmidt, LB
1956	Bobby Layne, QB
1957	Joe Schmidt, LB
1958	Joe Schmidt, LB
1959	Jim Martin, LB
1960	Nick Pietrosante, RB
1961	Joe Schmidt, LB
1962	Gail Cogdill, E
1963	Earl Morrall, QB
1964	Jim Gibbons, E
1965	Bruce Maher, S
1966	Pat Studstill, FL

BOBBY LAYNE OFFENSIVE

MOST VALUABLE PLAYER

(Selected annually by Lions players since 1967)

1967	Mel Farr, RB
1968	Mel Farr, RB
1969	Charlie Sanders, TE
1970	Charlie Sanders, TE
1971	Steve Owens, RB
1972	Rockne Freitas, T
1973	Allie Taylor, RB
1974	Bill Munson, QB
1975	Dexter Bussey, RB
1976	Ray Jarvis, WR
1977	Jon Morris, C
1978	Gary Danielson, QB
1979	Fred Scott, WR
1980	Billy Sims, RB
1981	Eric Hipple, QB
1982	Billy Sims, RB
1983	Billy Sims, RB
1984	James Jones, RB
1985	James Jones, RB
1986	Keith Dorney, G
	James Jones, RB
1987	Pete Mandley, WR
1988	Rusty Hilger, QB
1989	Barry Sanders, RB
1990	Barry Sanders, RB
1991	Barry Sanders, RB
1992	Barry Sanders, RB
1993	Barry Sanders, RB
1994	Barry Sanders, RB
	Herman Moore, WR
	Barry Sanders, RB
	Barry Sanders, RB
	Barry Sanders, RB
	Germane Crowell, WR

LEM BARNEY DEFENSIVE

MOST VALUABLE PLAYER

(Selected annually by Lions players since 1967)

1967	Lem Barney, CB
1968	Wayne Walker, LB
1969	Mike Lucci, LB
1970	Mike Lucci, LB
1971	Mike Lucci, LB
1972	Larry Hand, E
1973	Herb Orvis, T
1974	Levi Johnson, CB
1975	Paul Naumoff, LB
1976	Charlie Weaver, LB
1977	Charlie Weaver, LB
1978	Al Baker, E
1979	Doug English, T
1980	Dave Pureitorty, E
1981	Stan White, LB
1982	Al Baker, E
1983	William Gay, E
1984	Ken Fantetti, LB
1985	Jimmy Williams, LB
1986	Keith Ferguson, E
1987	Jimmy Williams, LB
1988	Michael Cofer, LB



- 1989 Jerry Ball, NT
- 1990 Michael Cofer, LB
- 1991 George Jamison, LB
- 1992 Bennie Blades, S
- 1993 Chris Spielman, LB
- 1994 Chris Spielman, LB
- 1995 Henry Thomas, DT
- Bennie Blades, S
- Robert Porcher, DE
- Stephen Boyd, LB
- Robert Porcher, DE

**YALE LARY SPECIAL TEAMS
MOST VALUABLE PLAYER**

(Selected annually by Lions players since 1981)

- 1981 Ken Callicutt, RB
- 1982 Ken Callicutt, RB
- 1983 Roosevelt Barnes, LB
- 1984 Roosevelt Barnes, LB
- 1985 Alvin Hall, DB
- 1986 Paul Butcher, LB
- 1987 Paul Butcher, LB
- 1988 George Jamison, LB
- 1989 Toby Caston, LB
- 1990 Niko Noga, LB
- 1991 Mel Gray, KR
- 1992 Mel Gray, KR
- Melvin Jenkins, CB
- 1993 Jason Hanson, PK
- 1994 Mel Gray, KR
- 1995 Ron Rivers, RB
- Glyn Milburn, KR
- Jason Hanson, K
- Ron Rivers, RB
- Jason Hanson, K

MEL FARR ROOKIE OF THE YEAR

- 1997 Bryant Westbrook, CB
- 1998 Charlie Batch, QB
- 1999 Chris Claiborne, LB

ERIC ANDOLSEK TOP OFFENSIVE LINEMAN

- 1997 Kevin Glover, C
- 1998 Jeff Hartings, G
- 1999 Ray Roberts, T

JOE SCHMIDT LEADERSHIP AWARD

- 1997 Kevin Glover, C
- 1998 Mark Carrier, S
- 1999 Mark Carrier, S

MIKE UTLEY SPIRIT AWARD

- 1997 Luther Elliss, DT
- 1998 Luther Elliss, DT
- 1999 Luther Elliss, DT

**CHUCK HUGHES MOST IMPROVED
PLAYER AWARD**

- 1997 Johnnie Morton, WR
- 1998 Richard Jordan, LB
- 1999 Germane Crowell, WR

**PRO BOWL SELECTIONS
(listed by year of Pro Bowl, not season)**

- 1951 Cloyce Box, E
- Lou Creekmur, T
- Don Doll, DB
- Thurman McGraw, G
- Doak Walker, RB
- 1952 Les Bingaman, C
- Cloyce Box, E
- Lou Creekmur, T
- Don Doll, DB
- Bob Hoernschemeyer, RB
- Doak Walker, RB
- 1953 Lou Creekmur, T
- Don Doll, DB
- Pat Harder, RB
- Bob Hoernschemeyer, RB
- Bobby Layne, QB
- Bob Smith, DB
- 1954 Les Bingaman, C
- Jack Christiansen, DB
- Lou Creekmur, T
- Yale Lary, DB
- Bobby Layne, QB
- Dick Stanfel, G
- Doak Walker, RB
- 1955 Jack Christiansen, DB
- Lou Creekmur, T
- Jim David, DB
- Joe Schmidt, LB
- Bill Stits, DB
- LaVern Torgeson, C
- Doak Walker, RB
- 1956 Jack Christiansen, DB
- Lou Creekmur, T
- Jim David, DB
- Joe Schmidt, LB
- Doak Walker, E
- 1957 Charlie Ane, T
- Jack Christiansen, DB
- Lou Creekmur, T
- Jim David, DB
- Yale Lary, DB
- Bobby Layne, QB
- Joe Schmidt, LB
- 1958 Jack Christiansen, DB
- Lou Creekmur, T
- Jim David, DB
- Yale Lary, DB
- Darris McCord, T
- Joe Schmidt, LB
- Harley Sewell, G
- 1959 Charley Ane, C
- Jim David, DB
- Yale Lary, DB
- Joe Schmidt, LB
- Harley Sewell, G
- 1960 Jim David, DB
- Alex Karras, T
- Yale Lary, DB
- Joe Schmidt, LB
- Harley Sewell, G

HONORS

1961	Gail Cogdill, E Jim Gibbons, E Alex Karras, T Dick Lane, DB Yale Lary, DB Nick Pietrosante, RB Joe Schmidt, LB	1975	Dick Jauron, DB Charlie Sanders, TE
1962	Jim Gibbons, E Alex Karras, T Dick Lane, DB Yale Lary, DB Jim Martin, G/K Nick Pietrosante, RB Joe Schmidt, LB	1976	Lem Barney, DB Charlie Sanders, TE
1963	Roger Brown, T Gail Cogdill, E Dick Lane, DB Yale Lary, DB Joe Schmidt, LB Harley Sewell, G	1977	Lem Barney, DB Charlie Sanders, TE
1964	Terry Barr, E Roger Brown, T Gail Cogdill, E John Gordy, G Joe Schmidt, LB Wayne Walker, LB	1978	David Hill, TE Doug English, DT Al Baker, E
1965	Terry Barr, E Roger Brown, T Jim Gibbons, E John Gordy, T Yale Lary, DB Dick LeBeau, DB Wayne Walker, LB	1979	David Hill, TE Doug English, DT Al Baker, E Ed Murray, K Billy Sims, RB
1966	Roger Brown, T John Gordy, T Alex Karras, T Dick LeBeau, DB Pat Studstill, E Wayne Walker, LB	1980	David Hill, TE
1967	Roger Brown, T Dick LeBeau, DB Pat Studstill, E	1981	Al Baker, E Ed Murray, K Billy Sims, RB
1968	Lem Barney, DB Mel Farr, RB	1982	Doug English, DT Billy Sims, RB Tom Skladany, P Keith Dorney, T
1969	Lem Barney, DB Charlie Sanders, TE	1983	Doug English, T Billy Sims, RB
1970	Lem Barney, DB Ed Flanagan, C Charlie Sanders, TE	1984	William Gay, E Doug English, T
1971	Mel Farr, RB Ed Flanagan, C Paul Naumoff, LB Charlie Sanders, TE	1988	Jim Arnold, P
1972	Ed Flanagan, C Greg Landry, QB Mike Lucci, LB Steve Owens, RB Charlie Sanders, TE	1989	Jim Arnold, P Michael Cofer, LB
1973	Lem Barney, DB Rocky Freitas, T	1990	Jerry Ball, NT Ed Murray, K Barry Sanders, RB Chris Spielman, LB
1974	Lem Barney, DB Ed Flanagan, C	1991	Jerry Ball, NT Lomas Brown, T Mel Gray, KR Barry Sanders, RB Chris Spielman, LB
		1992	Jerry Ball, NT Bennie Blades, S Lomas Brown, T Mel Gray, KR Barry Sanders, RB Chris Spielman, LB
		1993	Lomas Brown, T Mel Gray, KR Barry Sanders, RB Lomas Brown, T Pat Swilling, LB
		1994	Lomas Brown, T Mel Gray, KR Herman Moore, WR Barry Sanders, RB Chris Spielman, LB
		1995	Lomas Brown, T Mel Gray, KR Herman Moore, WR Barry Sanders, RB Kevin Glover, C Herman Moore, WR
		1996	Lomas Brown, T Kevin Glover, C Herman Moore, WR Barry Sanders, RB
		1997	Kevin Glover, C Herman Moore, WR Barry Sanders, RB

1998 Kevin Glover, C
Jason Hanson, K
Herman Moore, WR
Robert Porcher, DE
Barry Sanders, RB
1999 Barry Sanders, RB
Stephen Boyd, LB
Luther Elliss, DT
Jason Hanson, K
Robert Porcher, DE
David Sloan, TE

MICHIGAN SPORTS HALL OF FAME

1958 Gus Dorias, Coach (1943-47)
1959 Earl "Dutch" Clark, B (1934-38); Coach (1937-38)
1962 Byron "Whizzer" White, B (1940-41)
1966 Bobby Layne, QB (1950-58)
1967 Doak Walker, B (1950-55)
1970 Joe Schimdt, LB (1953-65); Coach (1966-72)
1971 Les Bingaman, G (1948-54); Coach (1960-64)
Ron Kramer, E (1965-67)
1973 John Pingel, B (1939)
1975 Vince Banonis, C (1951-53)
1976 Raymond "Buddy" Parker, B (1935-36);
Coach (1950-56)
George A. Richards, Owner (1934-39)
1979 Leroy "Ace" Gutowsky, RB (1934-38)
Earl Morrall, QB (1958-64)

1980 Alex Karras, DT (1958-62, 64-70)
George Wilson, Coach (1949-64)
1983 Andy Farkas, B (1945)
1985 Lem Barney, CB (1967-77)
Robert Hoemschemeyer, B (1950-55)
1985 Nick Kerbawy, Public Relations Director (1948-50);
Business Manager (1951);
General Manager (1952-57)
1986 Jack Christiansen, B (1951-58)
Robert Westfall, B (1944-47)
1988 Dick "Night Train" Lane, DB (1960-65)
Yale Lary, DB/P (1952-53, 56-64)
1990 Charlie Sanders, TE (1968-77)
Billy Sims, RB (1980-84)
Cloyce Box, E (1949-50, 52-54)
1995 Terry Barr, B (1957-65)
1997 Jimmy David, B (1952-59)
Leon Hart, E (1950-57)

LIONS HEISMAN TROPHY WINNERS

1942 Frank Sinkwich (Georgia)
1948 Doak Walker (Southern Methodist)
1949 Leon Hart (Notre Dame)
1955 Howard Cassady (Ohio State)
1969 Steve Owens (Oklahoma)
1978 Billy Sims (Oklahoma)
1988 Barry Sanders (Oklahoma State)
Andre Ware (Houston)

1999 Lions Honor Roll

Honors earned by Detroit Lions' players in 1999

CHRIS CLAIBORNE - LINEBACKER

Pro Football Weekly All-Rookie
College and Pro Football Newsweekly All-Rookie
Football News All-Rookie
Football Digest All-Rookie

STEPHEN BOYD - LINEBACKER

Football News All-NFC

GERMANE CROWELL - Wide Receiver

NFC Offensive Player of the Week - Week 9

LUTHER ELLISS - DEFENSIVE TACKLE

Pro Football Weekly All-NFC
Football News All-NFC
College and Pro Football Newsweekly All-Pro (Second-Team)

DESMOND HOWARD - KICK RETURNER

NFC Special Teams Player of the Week - 13

JASON HANSON - KICKER

Pro Football Weekly All-NFC
Football News All-NFC
NFC Special Teams Player of the Month - October
NFC Special Teams Player of the Week - Week 6

ROBERT PORCHER - DEFENSIVE END

Pro Football Weekly All-NFC
College and Pro Football Newsweekly All-Pro (Second-Team)
Football News All-NFC
Football Digest All-Pro (Second Team)
NFC Defensive Player of the Week - Week 1

MIKE PRNGLEY - DEFENSIVE END

Football Digest All-Rookie



The Records Section



Lions' Individual Records

(1934-99)

RUSHING**MOST YARDS GAINED—CAREER**

Player	Yards	Att.	Avg.	TD	Years
1. Barry Sanders	15,269	3,062	5.0	99	1989-98
2. Billy Sims	5,106	1,131	4.5	42	1980-84
3. Dexter Bussey	5,105	1,203	4.2	18	1975-84
4. Altie Taylor	4,297	1,165	3.7	24	1969-76
5. Nick Pietrosante	3,933	938	4.2	28	1959-65
6. James Jones	3,452	960	3.6	23	1983-88
7. Mel Farr	3,072	739	4.2	26	1967-73
8. Dan Lewis	2,698	651	4.1	16	1958-64
9. Greg Landry	2,502	389	6.4	19	1968-78
10. Steve Owens	2,451	635	3.9	20	1970-75

MOST YARDS—SEASON

Player	Yards	Att.	Avg.	TD	Year
1. Barry Sanders	2,053	335	6.1	11	1997
2. Barry Sanders	1,883	331	5.7	7	1994
3. Barry Sanders	1,553	307	5.1	11	1996
4. Barry Sanders	1,548	342	4.5	16	1991
5. Barry Sanders	1,500	314	4.8	11	1995
6. Barry Sanders	1,491	343	4.3	4	1998
7. Barry Sanders	1,470	280	5.3	14	1989
8. Billy Sims	1,437	296	4.9	13	1981
9. Barry Sanders	1,352	312	4.3	9	1992
10. Barry Sanders	1,304	255	5.1	13	1990

MOST YARDS RUSHING—GAME

Player	Yards	Opponent	Date
1. Barry Sanders	237	vs. Tampa Bay	11-13-94
2. Barry Sanders	220	at Minnesota	11-24-91
3. Barry Sanders	216	vs. Indianapolis	11-23-97
4. Barry Sanders	215	at Tampa Bay	10-12-97
5. Bob Hoernschemeyer	198	vs. N.Y. Yanks	11-23-50
6. Mel Farr	197	at Minnesota	11-12-67
7. Dutch Clark	194	vs. Cincinnati	10-28-34
Barry Sanders	194	at Dallas	9-19-94
9. Billy Sims	189	at Green Bay	11-20-83
10. Barry Sanders	188	vs. Green Bay	12-4-94

MOST ATTEMPTS—CAREER

Player	Att.	Yards	Avg.	TD	Years
1. Barry Sanders	3,062	15,269	5.0	99	1989-98
2. Dexter Bussey	1,203	5,105	4.2	18	1975-84
3. Altie Taylor	1,165	4,297	3.7	24	1969-76
4. Billy Sims	1,131	5,106	4.5	42	1980-84
5. James Jones	960	3,452	3.6	23	1983-88
6. Nick Pietrosante	938	3,933	4.2	28	1959-65
7. Mel Farr	739	3,072	4.2	26	1967-73
8. Ace Gutowsky	698	2,445	3.5	16	1943-38
9. Dan Lewis	651	2,698	4.1	16	1958-64
10. Steve Owens	635	2,451	3.9	20	1970-75

MOST ATTEMPTS—SEASON

Player	Att.	Yards	Avg.	TD	Year
1. Barry Sanders	343	1,491	4.3	4	1998
2. Barry Sanders	342	1,548	4.5	16	1991
3. Barry Sanders	335	2,053	6.1	11	1997
4. Barry Sanders	331	1,883	5.7	7	1994
5. Barry Sanders	314	1,500	4.8	11	1995
6. Billy Sims	313	1,303	4.2	13	1980
7. Barry Sanders	312	1,352	4.3	9	1992
8. Barry Sanders	307	1,553	5.1	11	1996
9. Billy Sims	296	1,437	4.9	13	1981
10. Barry Sanders	280	1,470	5.3	14	1989

MOST ATTEMPTS—GAME

Player	Att.	Opponent	Date
1. Barry Sanders	40	at Dallas	9-19-94
2. Billy Sims	36	at Green Bay	11-20-83
James Jones	36	vs. Miami	10-27-85
James Jones	36	at Minnesota	9-7-86
5. Horace King	32	vs. New England	9-12-83
Barry Sanders	32	vs. Miami	9-15-91
Barry Sanders	32	at New England	9-12-93
8. Rick Kane	30	vs. Atlanta	11-13-77
Billy Sims	30	vs. Baltimore	11-16-80
James Jones	30	vs. San Francisco	10-20-85
Barry Sanders	30	at Green Bay	10-29-89
Barry Sanders	30	at Indianapolis	9-22-91
Barry Sanders	30	vs. Cleveland	12-13-92
Eric Lynch	30	vs. Green Bay	1-2-94
Barry Sanders	30	at Miami	12-7-97

MOST RUSHING TOUCHDOWNS—CAREER

Player	TD	Att.	Yards	Avg.	Years
1. Barry Sanders	99	3,062	15,269	5.0	1989-98
2. Billy Sims	42	1,131	5,106	4.5	1980-84
3. Nick Pietrosante	28	938	3,933	4.2	1959-65
4. Mel Farr	26	739	3,072	4.2	1967-73
5. Dutch Clark	24	469	2,311	4.9	1934-38
Altie Taylor	24	1,165	4,297	3.7	1969-76
7. James Jones	23	960	3,452	3.6	1983-88
8. Steve Owens	20	635	2,451	3.9	1970-75
9. Greg Landry	19	389	2,502	6.4	1968-78
10. Ernie Caddell	18	373	2,025	5.4	1934-1938
Dexter Bussey	18	1,203	5,105	4.2	1975-84

MOST RUSHING TOUCHDOWNS—SEASON

Player	TD	Att.	Yards	Avg.	Year
1. Barry Sanders	16	342	1,548	4.5	1991
2. Barry Sanders	14	280	1,470	5.3	1989
3. Billy Sims	13	313	1,303	4.2	1980
Billy Sims	13	296	1,437	4.9	1981
Barry Sanders	13	255	1,304	5.1	1990
6. Barry Sanders	11	314	1,500	4.8	1995
Barry Sanders	11	307	1,553	5.1	1996
Barry Sanders	11	335	2,053	6.1	1997
9. Mel Farr	9	166	717	4.3	1970
Greg Landry	9	81	524	6.5	1972
Barry Sanders	9	312	1,352	4.3	1992

MOST RUSHING TOUCHDOWNS—GAME

Player	TDs	Opponent	Date
1. Barry Sanders	4	at Minnesota	11-24-91
2. Dutch Clark	3	vs. Brooklyn	10-22-34
Ernie Caddell	3	vs. Pittsburgh	11-4-34
Ernie Caddell	3	vs. Philadelphia	9-20-35
Jim Ninowski	3	at L.A. Rams	10-30-60
Greg Landry	3	at Chicago	10-1-72
Billy Sims	3	at L.A. Rams	9-7-80
James Jones	3	vs. Green Bay	10-9-83
Barry Sanders	3	at Atlanta	12-24-89
Barry Sanders	3	vs. Tampa Bay	9-29-91
Barry Sanders	3	vs. Cleveland	10-8-95
Tommy Vardell	3	vs. Minnesota	11-16-97
Barry Sanders	3	vs. Chicago	11-27-97
Barry Sanders	3	vs. Cincinnati	9-12-98

THE RECORDS SECTION

LONGEST RUSHING PLAYS

Player	Yards	Opponent	Date
1. Bob Hoernschemeyer	96†	vs. N.Y. Yanks	11-23-50
2. Bob Hoernschemeyer	85†	vs. Green Bay	11-22-51
Barry Sanders	85	at Tampa Bay	10-2-94
4. Barry Sanders	84	vs. Chicago	10-23-94
5. Barry Sanders	82†	at Tampa Bay	10-12-97
6. Billy Sims	81	at San Diego	9-30-84
7. Wally Triplett	80†	at Green Bay	10-30-49
Barry Sanders	80†	at Tampa Bay (TD)	10-12-97
Barry Sanders	80†	vs. Indianapolis (TD)	11-23-97
10. Elmer Hackney	78	vs. Pittsburgh	11-8-42

RECEIVING

MOST RECEPTIONS—CAREER

Player	Rec.	Yards	Avg.	TD	Years
1. Herman Moore	626	8,664	13.8	59	1991-
2. Brett Perriman	428	5,244	12.3	25	1991-96
3. Barry Sanders	352	2,903	8.2	10	1989-
4. Charlie Sanders	336	4,817	14.3	31	1968-77
5. Johnnie Morton	331	4,557	13.8	28	1994-
6. Gail Cogdill	325	5,221	16.1	28	1960-68
7. Jim Gibbons	287	3,561	12.4	20	1958-68
8. James Jones	285	2,318	8.1	10	1983-88
9. Leonard Thompson	277	4,682	16.9	35	1975-86

MOST RECEPTIONS—SEASON

Player	Rec.	Yards	Avg.	TD	Year
1. Herman Moore	123	1,686	13.7	14	1995
2. Brett Perriman	108	1,488	13.8	9	1995
3. Herman Moore	106	1,296	12.2	9	1996
4. Herman Moore	104	1,293	12.4	8	1997
5. Brett Perriman	94	1,021	10.9	5	1996
6. Herman Moore	82	983	12.0	5	1998
7. Germaine Crowell	81	1,338	16.5	7	1999
8. Johnnie Morton	80	1,129	14.1	5	1999
Johnnie Morton	80	1,057	13.2	6	1997
9. James Jones	77	662	8.6	5	1984
10. Herman Moore	72	1,173	16.3	11	1994

MOST RECEPTIONS—GAME

Player	Rec.	Opponent	Date
1. Herman Moore	14	vs. Chicago	12-4-95
2. Cloyce Box	12	at Baltimore	12-3-50
James Jones	12	at Cleveland	9-28-86
Brett Perriman	12	at Chicago	11-19-95
Brett Perriman	12	vs. Minnesota	11-23-95
Herman Moore	12	at Minnesota	9-1-96
7. Mel Farr	11	vs. Minnesota	10-7-73
Billy Sims	11	vs. San Francisco	11-2-80
Herman Moore	11	vs. New Orleans	9-21-97
10. (17 times) most recent --			
Johnnie Morton	10	at Minnesota	1-2-00

MOST RECEIVING YARDS—CAREER

Player	Yards	Rec.	Avg.	TD	Years
1. Herman Moore	8,664	616	13.8	59	1991-
2. Brett Perriman	5,244	428	12.3	25	1991-96
3. Gail Cogdill	5,221	325	16.1	28	1960-68
4. Charlie Sanders	4,817	336	14.3	31	1968-77
5. Leonard Thompson	4,682	277	16.9	35	1975-86
6. Johnnie Morton	4,557	331	13.8	28	1994-
7. Terry Barr	3,810	227	16.8	35	1957-65
8. Freddie Scott	3,651	223	16.4	18	1978-83

9. Jim Gibbons	3,561	287	12.4	20	1958-68
10. Jeff Chadwick	3,359	206	16.3	17	1983-88

MOST RECEIVING YARDS—SEASON

Player	Yards	Rec.	Avg.	TD	Year
1. Herman Moore	1,686	123	13.7	14	1995
2. Brett Perriman	1,488	108	13.8	9	1995
3. Germaine Crowell	1,338	81	16.5	7	1999
4. Herman Moore	1,296	106	12.2	9	1996
5. Herman Moore	1,293	104	12.4	8	1997
6. Pat Studstill	1,266	67	18.9	5	1966
7. Herman Moore	1,173	72	16.3	11	1994
8. Johnnie Morton	1,129	80	14.1	5	1999
9. Richard Johnson	1,091	70	15.6	8	1989
10. Terry Barr	1,086	66	16.5	13	1963

MOST RECEIVING YARDS - GAME

Player	Yards	Opponent	Date
1. Cloyce Box	302	vs. Baltimore	12-3-50
2. Richard Johnson	248	vs. New Orleans	12-3-89
3. Cloyce Box	202	vs. Dallas	12-13-52
4. Herman Moore	183	vs. Chicago	12-4-95
5. Bob Mann	182	vs. Green Bay	12-11-49
6. Leonard Thompson	179	vs. Cleveland	9-11-83
7. Herman Moore	176	at Atlanta	11-5-95
8. Johnnie Morton	174	vs. Chicago	9-22-96

MOST RECEIVING TOUCHDOWNS—CAREER

Player	TD	Rec.	Yards	Avg.	Years
1. Herman Moore	59	626	8,664	13.8	1991-
2. Terry Barr	35	227	3,810	16.8	1957-65
Leonard Thompson	35	277	4,682	16.9	1975-86
4. Cloyce Box	32	129	2,665	20.7	1949-50, 52-54
5. Charlie Sanders	31	336	4,817	14.3	1968-77
6. Gail Cogdill	28	325	5,221	16.1	1960-68
Johnnie Morton	28	331	4,557	13.8	1994-
8. John Greene	26	173	2,965	17.1	1944-50
Leon Hart	26	174	2,499	14.4	1950-57
Larry Walton	26	169	2,623	15.5	1969-76

MOST RECEIVING TOUCHDOWNS—SEASON

Player	TD	Rec.	Yards	Avg.	Year
1. Cloyce Box	15	42	924	22.0	1952
2. Herman Moore	14	123	1,686	13.7	1995
3. Terry Barr	13	66	1,086	16.5	1963
4. Leon Hart	12	35	544	15.5	1951
5. Cloyce Box	11	50	1,009	20.2	1950
Herman Moore	11	72	1,173	16.3	1994
7. Gail Cogdill	10	48	945	19.7	1963
Terry Barr	9	57	1,030	18.1	1964
Brett Perriman	9	108	1,488	13.8	1995
Herman Moore	9	106	1,296	12.2	1996

MOST RECEIVING TD'S—GAME

Player	TD	Opponent	Date
1. Cloyce Box from Bobby Layne (3), Fred Enke (1)	4	at Baltimore	12-3-50
2. (ten times) most recent -- Herman Moore from Scott Mitchell)	3	vs. Green Bay	10-29-95



PASSING

MOST PASSING YARDS—CAREER

Player	Yards	Att.	Comp.	Comp%	TD's	INT's	Rating	Years
1. Bobby Layne	15,710	2,193	1,074	49.0	118	142	63.7	1950-58
2. Scott Mitchell	12,647	1,850	1,049	56.7	79	57	79.2	1994-98
3. Greg Landry	12,451	1,747	957	54.8	80	81	73.4	1968-78
4. Gary Danielson	11,885	1,684	952	56.5	69	71	74.7	1976-84
5. Eric Hipple	10,711	1,546	830	53.7	55	70	68.7	1980-89
6. Milt Plum	8,536	1,315	671	51.0	55	87	58.0	1962-67
7. Bill Munson	8,461	1,314	716	54.5	56	42	75.2	1968-76
8. Rodney Peete	8,164	1,125	641	57.0	38	49	72.9	1989-93
9. Earl Morrall	6,280	839	431	51.4	52	41	76.4	1958-64
10. Charlie Balch	4,135	573	324	56.5	24	13	83.8	1998-

MOST PASSING YARDS—SEASON

Player	Yards	Att.	Comp.	Comp%	TD's	INT's	Rating	Year
1. Scott Mitchell	4,338	583	346	59.3	32	12	92.3	1995
2. Scott Mitchell	3,484	509	293	57.6	19	14	79.6	1997
3. Gary Danielson	3,223	417	244	58.5	13	11	82.4	1980
4. Gary Danielson	3,076	410	252	61.5	17	15	83.1	1984
5. Eric Hipple	2,952	406	223	54.9	17	18	73.6	1985
6. Scott Mitchell	2,917	437	253	57.9	17	17	74.9	1996
7. Earl Morrall	2,621	328	174	53.0	24	14	86.2	1963
8. Chuck Long	2,598	416	232	55.8	11	20	63.4	1987
10. Eric Hipple	2,577	387	204	52.7	12	18	64.7	1983

MOST PASSING YARDS—GAME

Player	Yards	Opponent	Date
1. Scott Mitchell	410	vs. Minnesota	11-23-95
2. Gus Frerotte	375	at Arizona	11-14-99
2. Bobby Layne	374	vs. Chicago Bears	11-5-50
3. Bobby Layne	364	vs. Pittsburgh	9-27-53
4. Chuck Long	362	vs. Green Bay	10-25-87
5. Gary Danielson	360	vs. Tampa Bay	12-14-80
6. Gary Danielson	352	vs. Minnesota	12-9-78
6. Scott Mitchell	352	at Tampa Bay	12-23-95
8. Dave Krieg	351	vs. Buffalo	12-24-94
9. Gary Danielson	348	vs. Atlanta	10-5-80
10. Milt Plum	347	vs. Los Angeles	11-1-64
10. Gary Danielson	347	vs. Minnesota	12-19-82

MOST TOUCHDOWN PASSES—CAREER

Player	TD's	Att.	Comp.	Comp%	Yards	INT's	Rating	Years
1. Bobby Layne	118	2,193	1,074	49.0	15,710	142	63.7	1950-58
2. Greg Landry	80	1,747	957	54.8	12,451	81	73.4	1968-78
3. Scott Mitchell	79	1,850	1,049	56.7	12,647	57	79.2	1994-98
4. Gary Danielson	69	1,684	952	56.5	11,885	71	74.7	1976-84
5. Bill Munson	56	1,314	716	54.5	8,461	42	75.2	1968-76
6. Eric Hipple	55	1,546	830	53.7	10,711	70	68.7	1980-89
6. Milt Plum	55	1,315	671	51.0	8,536	87	58.0	1962-67
8. Earl Morrall	52	839	431	51.4	6,280	41	76.4	1958-64
9. Rodney Peete	38	1,125	641	57.0	8,164	49	72.9	1989-93
10. Tobin Rote	30	596	256	43.0	3,609	39	52.6	1957-59

MOST TOUCHDOWN PASSES—SEASON

Player	TD's	Att.	Comp.	Comp%	Yards	INT's	Rating	Year
1. Scott Mitchell	32	583	346	59.3	4,338	12	92.3	1995
2. Bobby Layne	26	332	152	45.8	2,403	23	67.6	1951
3. Earl Morrall	24	328	174	53.0	2,621	14	86.2	1963
4. Bobby Layne	19	287	139	48.4	1,999	20	64.5	1952
4. Scott Mitchell	19	509	293	57.6	3,484	14	79.6	1997
6. Milt Plum	18	287	154	53.7	2,241	15	78.5	1964
6. Greg Landry	18	268	134	50.0	2,066	17	71.8	1972
6. Gary Danielson	18	351	199	56.7	2,294	17	73.5	1978
10. Greg Landry	17	291	168	57.7	2,191	8	89.6	1976
11. Gary Danielson	17	410	252	61.5	3,076	15	83.1	1984

THE RECORDS SECTION

Most Touchdown Passes—Game

Player	TD	Opponent	Date
1. Gary Danielson	5	vs. Minnesota	12-9-78
2. 15 times most recent			
Scott Mitchell	4	vs. Chicago	9-22-96

MOST PASS ATTEMPTS—CAREER

Player	Att.	Comp.	Comp%	Yards	TD's	INT's	Rating	Years
1. Bobby Layne	2,193	1,074	49.0	15,710	118	142	63.7	1950-58
2. Scott Mitchell	1,850	1,049	56.7	12,647	79	57	79.2	1994-98
3. Greg Landry	1,747	957	54.8	12,451	80	81	73.4	1968-78
4. Gary Danielson	1,684	952	56.5	11,885	69	71	74.7	1976-84
5. Eric Hipple	1,546	830	53.7	10,711	55	70	68.7	1980-89
6. Milt Plum	1,315	671	51.0	8,536	55	87	58.0	1962-67
7. Bill Munson	1,314	716	54.5	8,461	56	42	75.2	1968-76
8. Rodney Peete	1,125	641	57.0	8,164	38	49	72.9	1989-93
9. Earl Morrall	839	431	51.4	6,280	52	41	76.4	1958-64
10. Chuck Long	602	330	54.8	3,743	19	28	64.8	1966-69, 91, 94

MOST PASS ATTEMPTS—SEASON

Player	Att.	Comp.	Comp%	Yards	TD's	INT's	Rating	Year
1. Scott Mitchell	583	346	59.3	4,338	32	12	92.3	1995
2. Scott Mitchell	509	293	57.6	3,484	19	14	79.6	1997
3. Scott Mitchell	437	253	57.9	2,917	17	17	74.9	1996
4. Gary Danielson	417	244	58.5	3,223	13	11	82.4	1980
5. Chuck Long	416	232	55.8	2,598	11	20	63.4	1987
6. Gary Danielson	410	252	61.5	3,076	17	15	83.1	1984
7. Eric Hipple	406	223	54.9	2,952	17	18	73.6	1985
8. Eric Hipple	387	204	52.7	2,577	12	18	64.7	1983
9. Jeff Komlo	368	183	49.7	2,238	11	23	52.8	1979
10. Gary Danielson	351	199	56.7	2,294	18	17	73.5	1978

MOST PASS ATTEMPTS—GAME

Player	Att.	Opponent	Date
1. Eric Hipple	50	at L.A. Rams	10-19-86
Scott Mitchell	50	at Washington	10-22-95
Scott Mitchell	50	at Atlanta	11-5-95
Scott Mitchell	50	at Oakland	10-13-96
Scott Mitchell	50	vs. Tampa Bay	9-7-97
6. Harry Gilmer	49	vs. New York	12-11-55
7. Eric Hipple	48	at Cleveland	9-28-86
Chuck Long	48	vs. L.A. Rams	12-6-87
9. Chuck Long	47	vs. Green Bay	10-25-87
Scott Mitchell	47	at Minnesota	9-10-95
Scott Mitchell	47	at Green Bay	11-2-97

MOST PASS COMPLETIONS—CAREER

Player	Comp.	Att.	Comp%	Yards	TD's	INT's	Rating	Years
1. Bobby Layne	1,074	2,193	49.0	15,710	118	142	63.7	1950-58
2. Scott Mitchell	1,049	1,850	56.7	12,647	79	57	79.2	1994-98
3. Greg Landry	957	1,747	54.8	12,451	80	81	73.4	1968-78
4. Gary Danielson	952	1,684	56.5	11,885	69	71	74.7	1976-84
5. Eric Hipple	830	1,546	53.7	10,711	55	70	68.7	1980-89
6. Bill Munson	716	1,314	54.5	8,461	56	42	75.2	1968-76
7. Milt Plum	671	1,315	51.0	8,536	55	87	58.0	1962-67
8. Rodney Peete	641	1,125	57.0	8,164	38	49	72.9	1989-93
9. Earl Morrall	431	839	51.4	6,280	52	41	76.4	1958-64
10. Chuck Long	330	602	54.8	3,743	19	28	64.8	1966-69, 91, 94

MOST PASS COMPLETIONS—SEASON

Player	Comp.	Att.	Comp%	Yards	TD's	INT's	Rating	Year
1. Scott Mitchell	346	583	59.3	4,338	32	12	92.3	1995
2. Scott Mitchell	293	509	57.6	3,484	19	14	79.6	1997
3. Scott Mitchell	253	437	57.9	2,917	17	17	74.9	1996
4. Gary Danielson	252	410	61.5	3,076	17	15	83.1	1984
5. Gary Danielson	244	417	58.5	3,223	13	11	82.4	1980
6. Chuck Long	232	416	55.8	2,598	11	20	63.4	1987
7. Eric Hipple	223	406	54.9	2,952	17	18	73.6	1985
8. Eric Hipple	204	387	52.7	2,577	12	18	64.7	1983
9. Gary Danielson	199	351	56.7	2,294	18	17	73.5	1978
10. Eric Hipple	192	305	63.0	1,919	9	11	75.6	1986



MOST PASS COMPLETION—GAME

Player	Comp.	Opponent	Date
1. Eric Hipple	33	at Cleveland	9-28-86
Chuck Long	33	vs. Green Bay	10-25-87
3. Eric Hipple	31	vs. Tampa Bay	9-21-86
Eric Hipple	31	at L.A. Rams	10-19-86
Scott Mitchell	31	at Oakland	10-13-96
6. Scott Mitchell	30	at Washington	10-22-95
Scott Mitchell	30	vs. Minnesota	11-23-95
8. Gary Danielson	29	vs. Tampa Bay	12-14-80
Scott Mitchell	29	vs. Tampa Bay	9-7-87
10. Scott Mitchell	28	vs. San Francisco	9-25-95

MOST CONSECUTIVE COMPLETIONS—GAME

Player	Comp.	Opponent	Date
1. Gary Danielson	11	vs. Green Bay	12-21-80
Dave Krieg	11	vs. Buffalo	11-24-94
Charlie Batch	11	vs. Green Bay	10-15-98

HIGHEST COMPLETION PERCENTAGE—CAREER (MIN. 500 ATT.)

Player	Comp%	Att.	Comp.	Yards	TD's	INT's	Rating	Years
1. Rodney Peete	57.0	1,125	641	8,164	38	49	72.9	1989-93
2. Scott Mitchell	56.7	1,850	1,049	12,647	79	57	79.2	1994-98
3. Charlie Batch	56.5	573	324	4,135	24	13	83.8	1998-
4. Gary Danielson	56.5	1,684	952	11,885	69	71	74.7	1976-84
5. Erik Kramer	55.2	509	281	3,408	23	19	75.5	1991-93
6. Chuck Long	54.8	602	330	3,743	19	28	64.8	1986-89, 91, 94
7. Greg Landry	54.8	1,747	957	12,451	80	81	73.4	1968-78
8. Bill Munson	54.5	1,314	716	8,461	56	42	75.2	1968-76
9. Eric Hipple	53.7	1,546	830	10,711	55	70	68.7	1980-89
10. Earl Morrall	51.4	839	431	6,280	52	41	76.4	1958-64

HIGHEST COMPLETION PERCENTAGE—SEASON (MIN. 200 ATT.)

Player	Comp%	Att.	Comp.	Yards	TD's	INT's	Rating	Year
1. Eric Hipple	62.95	305	192	1,919	9	11	75.6	1986
2. Rodney Peete	62.30	252	157	1,670	6	14	66.4	1993
3. Dave Krieg	61.79	212	131	1,629	14	3	101.7	1994
4. Gary Danielson	61.46	410	252	3,076	17	15	83.1	1984
5. Gus Frerotte	60.76	288	175	2,117	9	7	83.6	1999
6. Scott Mitchell	59.35	583	346	4,338	32	12	92.3	1995
6. Gary Danielson	58.51	417	244	3,223	13	11	82.4	1980
7. Scott Mitchell	57.89	437	253	2,917	17	17	74.9	1996
8. Rodney Peete	57.75	213	123	1,702	9	9	80.0	1992
9. Greg Landry	57.73	291	168	2,191	17	8	89.6	1976
10. Scott Mitchell	57.56	509	293	3,484	19	14	79.6	1997

FEWEST PASSES HAD INTERCEPTED— CAREER (MIN. 500 ATT.)

Player	INT's	Att.	Comp.	Comp%	Yards	TD's	Rating	Years
1. Charlie Batch	13	573	324	56.5	4,135	24	83.8	1998-
1. Erik Kramer	19	509	281	55.2	3,408	23	75.5	1991-93
2. Chuck Long	28	602	330	54.8	3,743	19	64.8	1986-89, 91, 94
3. Jim Ninowski	36	530	251	47.4	3,520	9	46.6	1960-61
4. Tobin Rote	39	596	256	43.0	3,609	30	52.6	1957-59
5. Earl Morrall	41	839	431	51.4	6,280	52	76.4	1958-64
6. Bill Munson	42	1,314	716	54.5	8,461	56	75.2	1968-76
7. Rodney Peete	49	1,125	641	57.0	8,164	38	72.9	1989-93
8. Scott Mitchell	57	1,850	1,049	56.7	12,647	79	79.2	1994-98
9. Eric Hipple	70	1,546	830	53.7	10,711	55	68.7	1980-89
10. Gary Danielson	71	1,684	952	56.5	11,885	69	74.7	1976-84

FEWEST PASSES HAD INTERCEPTED— SEASON (MIN. 200 ATT.)

Player	INT's	Att.	Comp.	Comp%	Yards	TD's	Rating	Year
1. Dave Krieg	3	212	131	61.8	1,629	14	101.7	1994
2. Charlie Batch	6	303	173	57.1	2,178	11	83.5	1998
3. Bill Munson	7	292	166	56.8	1,874	8	75.3	1974
Gus Frerotte	7	288	175	60.8	2,117	9	83.6	1999
Charlie Batch	7	270	151	55.9	1,957	13	84.1	1999
Greg Landry	7	240	135	56.3	1,359	6	68.7	1977
7. Bill Munson	8	329	181	55.0	2,311	15	82.3	1968
Greg Landry	8	291	168	57.7	2,191	17	89.6	1976
Rodney Peete	8	271	142	52.4	1,974	13	79.8	1990
Erik Kramer	8	285	136	51.3	1,635	11	71.8	1991

THE RECORDS SECTION

HIGHEST PASSING RATING— CAREER (MIN. 500 ATT.)

Player	Rating	Att.	Comp.	Comp%	Yards	TD's	INT's	Years
1. Charlie Batch	83.8	573	324	56.5	4,135	24	13	1998-
2. Scott Mitchell	79.2	1,850	1,049	56.7	12,647	79	57	1994-98
3. Earl Morrall	76.4	839	431	51.4	6,280	52	41	1958-64
4. Erik Kramer	75.5	509	281	55.2	3,408	23	19	1991-93
5. Bill Munson	75.2	1,314	716	54.5	8,461	56	42	1968-76
6. Gary Danielson	74.7	1,684	952	56.5	11,885	69	71	1976-84
7. Greg Landry	73.4	1,747	957	54.8	12,451	80	81	1968-78
8. Rodney Peete	72.9	1,125	641	57.0	8,164	38	49	1989-93
9. Eric Hipple	68.7	1,546	830	53.7	10,711	55	70	1980-89
10. Chuck Long	64.8	602	330	54.8	3,743	19	28	1986-89, 91, 94

HIGHEST PASSING RATING-- SEASON (MIN. 200 ATT.)

Player	Rating	Att.	Comp.	Comp%	Yards	TD's	INT's	Year
1. Dave Krieg	101.7	212	131	61.8	1,629	14	3	1994
2. Scott Mitchell	92.3	583	346	59.3	4,338	32	12	1995
3. Greg Landry	89.6	291	168	57.7	2,191	17	8	1976
4. Earl Morrall	86.2	328	174	53.0	2,621	24	14	1963
5. Charlie Batch	84.1	270	151	55.9	1,957	13	7	1999
6. Gus Frerotte	83.6	288	175	60.8	2,117	9	7	1999
7. Charlie Batch	83.5	303	173	57.1	2,178	11	6	1998
8. Gary Danielson	83.1	410	252	61.5	3,076	17	15	1984
9. Gary Danielson	82.4	417	244	58.5	3,223	13	11	1980

LONGEST PASSING PLAYS

Players	Yards	Opponent	Date
1. Karl Sweetan to Pat Studstill	991	at Baltimore	10-16-86
2. Charlie Batch to Johnnie Morton	981	at Chicago	10/4/98
3. Bobby Layne to Cloyce Box	971	vs. Green Bay	11-26-53
4. Eric Hipple to Leonard Thompson	941	vs. Chicago	10-19-81
5. Rodney Peete to Herman Moore	931	at Minnesota	10-31-93
6. Milt Plum to Dan Lewis	921	at Cleveland	11-15-64
7. Scott Mitchell to Brett Perriman	911	at Tampa Bay	12-23-95
8. Dave Ryan to John Greene	881	vs. Pittsburgh	11-10-46
9. Gary Danielson to Billy Sims	871	at Green Bay	9-14-80

* ties NFL record

SCORING

MOST POINTS—CAREER

Player	Total	TD	Ru	Pa	Misc	PAT	FG	2 pt	S	Years
1. Eddie Murray	1,113	0	0	0	0	381	244	0	0	1980-91
2. Jason Hanson	857	0	0	0	0	275	194	0	0	1992-
3. Barry Sanders	654	109	99	10	0	0	0	0	0	1989-98
4. Errol Mann	636	0	0	0	0	213	141	0	0	1969-76
5. Doak Walker	534	34	12	21	1	183	49	0	0	1950-55
6. Herman Moore	358	59	0	57	0	0	0	2	0	1991-
7. Wayne Walker	345	2	0	0	2	172	53	0	1	1958-72
8. Billy Sims	282	47	42	5	0	0	0	0	0	1980-84
9. Jim Martin	259	0	0	0	0	91	56	0	0	1951-61
10. Dutch Clark	254	27	24	3	0	56	12	0	0	1934-38

MOST POINTS—SEASON

Player	Total	TD	Ru	Pa	Misc	PAT	FG	2 pt	S	Year
1. Jason Hanson	132	0	0	0	0	48	28	0	0	1995
2. Jason Hanson	130	0	0	0	0	28	34	0	0	1993
3. Doak Walker	128	11	5	8	0	38	8	0	0	1950
4. Eddie Murray	121	0	0	0	0	46	25	0	0	1981
5. Jason Hanson	117	0	0	0	0	39	26	0	0	1997
6. Eddie Murray	116	0	0	0	0	35	27	0	0	1980
7. Jason Hanson	114	0	0	0	0	27	29	0	0	1998
8. Eddie Murray	113	0	0	0	0	38	25	0	0	1983
9. Eddie Murray	109	0	0	0	0	31	26	0	0	1985
10. Doak Walker	106	5	1	3	1	43	11	0	0	1954
Jason Hanson	106	0	0	0	0	28	26	0	0	1999

MOST POINTS—GAME

Player	Points	Opponent	Date
1. Dutch Clark	24	vs. Brooklyn	10-22-34
Doak Walker	24	at Green Bay	11-19-50
Cloyce Box	24	at Baltimore	12-3-50



Barry Sanders	24	at Minnesota	11-24-91
5. Doak Walker	21	vs. Chicago Bears	9-26-54
6. Garo Yepremian	20	at Minnesota	11-13-66
7. Doak Walker	19	vs. NY Yanks	10-8-51
#Pat Harder	19	vs. Los Angeles	12-21-52
Jason Hanson	19	Vs. Minnesota	10-17-99

MOST TOTAL TOUCHDOWNS—CAREER

Player	TD	Ru	Pa	Misc	PAT	FG	2 pt	S	Total	Years
1. Barry Sanders	109	99	10	0	0	0	0	0	654	1989-98
2. Herman Moore	59	0	59	0	0	0	2	0	346	1991-
3. Billy Sims	47	42	5	0	0	0	0	0	282	1980-84
4. Leonard Thompson	39	3	35	1	0	0	0	0	234	1975-86
5. Terry Barr	38	2	35	1	0	0	0	0	228	1957-65
6. Mel Farr	36	26	10	0	0	0	0	0	216	1967-73
7. Doak Walker	34	12	21	1	183	49	0	0	534	1950-55
8. James Jones	33	23	10	0	0	0	0	0	198	1983-88
9. Cloyce Box	32	0	32	0	0	0	0	0	192	1949-50, 52-54
Leon Hart	32	5	26	1	0	0	0	0	192	1950-57

MOST TOTAL TOUCHDOWNS—SEASON

Player	TD	Ru	Pa	Misc	PAT	FG	2 pt	S	Total	Year
1. Barry Sanders	17	16	1	0	0	0	0	0	102	1991
2. Billy Sims	16	13	3	0	0	0	0	0	96	1980
Barry Sanders	16	13	3	0	0	0	0	0	96	1990
4. Cloyce Box	15	0	15	0	0	0	0	0	90	1952
Billy Sims	15	13	2	0	0	0	0	0	90	1981
5. Barry Sanders	14	14	0	0	0	0	0	0	84	1989
Herman Moore	14	0	14	0	0	0	0	0	84	1995
Barry Sanders	14	11	3	0	0	0	0	0	84	1997
8. Terry Barr	13	0	13	0	0	0	0	0	78	1963
9. Leon Hart	12	0	12	0	0	0	0	0	72	1951
Barry Sanders	12	11	1	0	0	0	0	0	72	1995

MOST TOTAL TOUCHDOWN—GAME

Player	TD	Breakdown	Opponent	Date
1. Dutch Clark	4	4 Rush	vs. Brooklyn	10-22-34
Cloyce Box	4	4 Pass	at Baltimore	12-3-50
Barry Sanders	4	4 Rush	vs. Minnesota	11-24-91

MOST RETURN TOUCHDOWNS—CAREER

Note: Return touchdowns include interceptions, punt returns, kickoff returns, field goal returns, fumble returns, blocked punt returns and blocked field goal returns

Player	Ret	Int	PR	KOR	FGR	FUM	PBL	FGBL	Years
1. Jack Christensen	11	3	8	0	0	0	0	0	1951-58
Lem Barney	11	7	2	1	1	0	0	0	1967-77
2. Mel Gray	7	0	2	5	0	0	0	0	1989-94
3. Yale Lary	6	2	3	0	0	1	0	0	1952-53, 56-64
4. Levi Johnson	5	3	0	0	0	0	1	1	1973-77
5. Bill Dudley	4	1	2	0	0	1	0	0	1947-49
Dick LeBeau	4	3	0	0	0	1	0	0	1959-72
Mike Lucci	4	4	0	0	0	0	0	0	1965-73
Terry Fair	4	1	0	2	0	1	0	0	1998-
8. Harry Ebbing	3	0	0	0	0	2	1	0	1934-37
Wally Triplett	3	0	1	1	0	1	0	0	1949-50
J. Robert Smith	3	3	0	0	0	0	0	0	1949-54
Sam Williams	3	1	0	0	0	2	0	0	1960-65
Tom Watkins	3	0	3	0	0	0	0	0	1962-67
Larry Hand	3	3	0	0	0	0	0	0	1964-77
George Jamison	3	2	0	0	0	1	0	0	1987-93, 97-98
William White	3	1	0	0	0	1	0	1	1988-93
Willie Clay	3	1	0	0	0	2	0	0	1992-95

MOST RETURN TOUCHDOWNS—SEASON

Player	Ret	Int	PR	KOR	FGR	FUM	PBL	FGBL	Year
1. Jack Christensen	4	0	4	0	0	0	0	0	1951
2. Lem Barney	3	3	0	0	0	0	0	0	1967
Lem Barney	3	2	1	0	0	0	0	0	1970
Levi Johnson	3	2	0	0	0	0	0	1	1974
Mel Gray	3	0	0	3	0	0	0	0	1994

THE RECORDS SECTION

MOST RETURN TOUCHDOWNS—GAME

Player	Ret.	Opponent	Date
1. Jack Christiansen	2 (2 PR)	vs. Los Angeles	10-14-51
Jack Christiansen	2 (2 PR)	vs. Green Bay	11-22-51
Eddie Payton	2 (1 PR, 1 KOR)	vs. Minnesota	12-17-77

MOST EXTRA POINTS—CAREER

Player	XP	XPA	XP%	Years
1. Eddie Murray	381	386	98.7	1980-91
2. Jason Hanson	275	280	98.2	1992-
3. Errol Mann	213	222	95.9	1969-76
4. Doak Walker	183	191	95.8	1950-55
5. Wayne Walker	172	175	98.3	1958-72
6. Jim Martin	91	95	95.8	1951-61
7. Benny Ricardo	76	80	95.0	1976-79
8. Bobby Layne	62	65	95.4	1950-58
9. ^Dutch Clark	56	--	--	1934-38
10. Augie Lio	38	38	100.0	1941-43

^Extra point attempts are not available before 1941

MOST EXTRA POINTS—SEASON

Player	XP	XPA	XP%	Year
1. Jason Hanson	48	48	100.0	1995
2. Eddie Murray	46	46	100.0	1981
3. Doak Walker	43	44	97.7	1951
Doak Walker	43	43	100.0	1954
5. Errol Mann	41	41	100.0	1970
6. Eddie Murray	40	40	100.0	1991
7. Jason Hanson	39	40	97.5	1994
Jason Hanson	39	40	97.5	1997
9. Doak Walker	38	41	92.7	1950
Errol Mann	38	39	97.4	1972
Eddie Murray	38	38	100.0	1983

MOST EXTRA POINTS - GAME

Player	XP	Opponent	Date
1. Jim Martin	8	vs. Cleveland	12-29-57#
2. Doak Walker	7	vs. N.Y. Yanks	11-23-50
Doak Walker	7	vs. Green Bay	11-22-51
Jason Hanson	7	vs. Chicago	11-27-97

MOST EXTRA POINT ATTEMPTS—CAREER

Player	XPA	XP	XP%	Years
1. Eddie Murray	386	381	98.7	1980-91
2. Jason Hanson	280	275	98.2	1992-
3. Errol Mann	222	213	95.9	1969-76
4. Doak Walker	191	183	95.8	1950-55
5. Wayne Walker	175	172	98.3	1958-72
6. Jim Martin	95	91	95.8	1951-61
7. Benny Ricardo	80	76	95.0	1976-79
8. Bobby Layne	65	62	95.4	1950-58
9. Augie Lio	38	38	100.0	1941-43
10. Pat Harder	35	34	97.1	1951-53

MOST EXTRA POINT ATTEMPTS—SEASON

Player	XPA	XP	XP%	Year
1. Jason Hanson	48	48	100.0	1995
2. Eddie Murray	46	46	100.0	1981
3. Doak Walker	44	43	97.7	1951
4. Doak Walker	43	43	100.0	1954
5. Doak Walker	41	38	92.7	1950
Errol Mann	41	41	100.0	1970
7. Eddie Murray	40	40	100.0	1991
Jason Hanson	40	39	97.5	1994
Jason Hanson	40	39	97.5	1997
10. Errol Mann	39	38	97.4	1972

MOST FIELD GOALS—CAREER

Player	FG	FGA	FG%	Years
1. Eddie Murray	244	325	75.1	1980-91
2. Jason Hanson	194	241	80.5	1992-
3. Errol Mann	141	214	65.9	1969-76

4. Jim Martin	56	125	44.8	1951-61
5. Wayne Walker	53	131	40.5	1958-72
6. Doak Walker	49	87	56.3	1950-55
7. Benny Ricardo	40	60	66.7	1976-79
8. Bobby Layne	18	26	69.2	1950-58
9. Garo Yepremian	15	28	53.6	1966-67
10. Pat Harder	14	28	50.0	1951-53

MOST FIELD GOALS—SEASON

Player	FG	FGA	FG%	Year
1. Jason Hanson	34	43	79.1	1993
2. Jason Hanson	29	33	87.9	1998
3. Jason Hanson	28	34	82.4	1995
4. Eddie Murray	27	42	64.3	1980
5. Eddie Murray	26	31	83.9	1985
Jason Hanson	26	29	89.7	1997
Jason Hanson	26	32	81.3	1999
8. Eddie Murray	25	35	71.4	1981
Eddie Murray	25	32	78.1	1983
Errol Mann	25	37	67.6	1969

MOST FIELD GOALS - GAME

Player	FG	Opponent	Date
1. Garo Yepremian	6	at Minnesota	11-13-66
Jason Hanson	6	vs. Minnesota	10-17-99
2. Eddie Murray	5	at Green Bay	9-14-80
3. (20 times) most recent			
-- Jason Hanson	4	vs. Washington	12-5-99

CONSECUTIVE FIELD GOALS

Player	No.	Start/End
1. Jason Hanson	24	from 9-7-97 (vs. Tampa Bay) to 11-14-97 (vs. Minnesota)
2. Eddie Murray	19	from 11-13-88 (vs. Tampa Bay) to 11-12-89 (vs. Green Bay)

LONGEST FIELD GOALS

Player	Yards	Opponent	Date
1. Jason Hanson	56	vs. Cleveland	10-8-95
2. Jason Hanson	55	vs. Indianapolis	11-23-97
3. Jason Presnell	54	at Glenn Bay	10-7-34
Eddie Murray	54	at Cincinnati	12-11-83
Eddie Murray	54	at San Francisco	12-31-83#
6. Eddie Murray	53	vs. Chicago	10-19-81
Eddie Murray	53	vs. L.A. Rams	12-6-87
Jason Hanson	53	vs. Green Bay	1-2-94
Jason Hanson	56	vs. Green Bay	9-28-97
10. Jim Martin	52	vs. Baltimore	10-23-60
Errol Mann	52	at St. Louis	12-2-73
Eddie Murray	52	vs. L.A. Rams	9-7-80
Eddie Murray	52	vs. Chicago	12-16-84
Eddie Murray	52	vs. Chicago	12-15-86
Jason Hanson	52	at Washington	9-20-92
Jason Hanson	52	vs. Indianapolis	11-23-97
Jason Hanson	52	vs. Washington	12-5-99

There has been 18 times a kicker has made a 51-yard field goal.
Most recent -- Jason Hanson at Seattle, 9-12-99

MOST FIELD GOAL ATTEMPTS—CAREER

Player	FGA	FG	FG%	Years
1. Eddie Murray	325	244	75.1	1980-91
2. Jason Hanson	241	194	80.5	1992-
3. Errol Mann	214	141	65.9	1969-76
4. Wayne Walker	131	53	40.5	1958-72
5. Jim Martin	125	56	44.8	1951-61
6. Doak Walker	87	49	56.3	1950-55
7. Benny Ricardo	60	40	66.7	1976-79
8. Garo Yepremian	28	15	53.6	1966-67
Pat Harder	28	14	50.0	1951-53
10. Bobby Layne	26	18	69.2	1950-58
Yale Lary	8	182	22.8	1956



MOST FIELD GOAL ATTEMPTS—SEASON

Player	FGA	FG	FG%	Year
1. Jason Hanson	43	34	79.1	1993
2. Eddie Murray	42	27	64.3	1980
3. Errol Mann	37	25	67.6	1969
Errol Mann	37	22	59.5	1971
5. Eddie Murray	35	25	71.4	1981
6. Jason Hanson	34	28	82.4	1995
7. Jason Hanson	33	29	87.9	1998
8. Eddie Murray	32	25	78.1	1983
Eddie Murray	32	20	62.5	1987
Errol Mann	32	23	71.9	1974
Jason Hanson	32	26	81.3	1999

HIGHEST FIELD GOAL PERCENTAGE—CAREER (MIN. 100 ATT.)

Player	FG%	FG	FGA	Years
1. Jason Hanson	80.50	194	241	1992-99
2. Eddie Murray	75.08	244	325	1980-91
3. Errol Mann	65.89	141	214	1969-76
4. Jim Martin	44.80	56	125	1951-61
5. Wayne Walker	40.46	53	131	1958-72

HIGHEST FIELD GOAL PERCENTAGE—SEASON (MIN. 20 ATT.)

Player	FG%	FG	FGA	Year
1. Eddie Murray	95.24	20	21	1988
Eddie Murray	95.24	20	21	1989
3. Jason Hanson	89.66	26	29	1997
4. Jason Hanson	87.88	29	33	1998
5. Eddie Murray	83.87	26	31	1985
6. Jason Hanson	82.35	28	34	1995
7. Jason Hanson	81.25	26	32	1999
8. Jason Hanson	80.77	21	26	1992
9. Jason Hanson	79.07	34	43	1993
10. Eddie Murray	78.13	25	32	1983

INTERCEPTIONS

Statistics for interceptions date back to 1940. Only the interceptions returned for touchdowns were recorded from 1934-39, which there were six recorded during that time.

MOST PASSES INTERCEPTED—CAREER

Player	Int.	Yards	Avg.	TD	Years
1. Dick LeBeau	62	762	12.3	3	1959-72
2. Lem Barney	56	1,077	19.2	7	1967-77
3. Yale Lary	50	787	15.7	2	1952-53, 56-64
4. Jack Christensen	46	717	15.6	3	1951-58
5. Jim David	36	259	7.2	0	1952-59
6. J. Robert Smith	29	719	24.8	3	1949-54
7. James Hunter	27	279	10.3	1	1976-82
8. Don Doll	26	464	17.8	2	1949-52
9. Jimmy Allen	24	231	9.6	0	1978-81
Joe Schmidt	24	294	12.3	2	1953-65

MOST PASSES INTERCEPTED—SEASON

Player	Int.	Yards	Avg.	TD	Year
1. Don Doll	12	163	13.6	1	1950
Jack Christensen	12	238	19.8	1	1953
3. Don Doll	11	301	27.4	1	1949
4. Jack Christensen	10	137	13.7	1	1957
Lem Barney	10	232	23.2	3	1967
6. J. Robert Smith	9	218	24.2	1	1949
J. Robert Smith	9	184	20.4	1	1952
Dick LeBeau	9	96	10.7	0	1970
Jimmy Allen	9	123	13.7	0	1981
10. Jack Christensen	8	84	10.5	1	1954
Yale Lary	8	182	22.8	1	1956
Jack Christensen	8	109	13.6	0	1956

Yale Lary	8	51	6.4	0	1962
Lem Barney	8	126	15.8	0	1969
Willie Clay	8	173	21.6	0	1995

MOST PASSES INTERCEPTED GAME

Player	Int.	Opponent	Date
1. Don Doll	4	Chicago Cardinals	10-23-49
2. 15 times (most recent—Bobby Watkins)	3	at Green Bay	12-12-82

MOST INTERCEPTION RETURN YARDS—CAREER

Player	Yards	Int.	Avg.	TD	Years
1. Lem Barney	1,077	56	19.2	7	1967-77
2. Yale Lary	787	50	15.7	2	1952-53, 56-64
3. Dick LeBeau	762	62	12.3	3	1959-72
4. J. Robert Smith	719	29	24.8	3	1949-54
5. Jack Christensen	717	46	15.6	3	1951-58
6. Levi Johnson	549	21	26.1	5	1973-77
7. Don Doll	464	26	17.8	2	1949-52
8. Dick Jauron	328	14	23.4	1	1973-77
9. Mike Lucci	308	21	14.7	4	1965-73
10. Joe Schmidt	294	24	12.3	2	1953-65

MOST INTERCEPTION RETURN YARDS—SEASON

Player	Yards	Int.	Avg.	TD	Year
1. Don Doll	301	11	27.4	1	1949
2. Jack Christensen	238	12	19.8	1	1953
3. Lem Barney	232	10	23.2	3	1967
4. J. Robert Smith	218	9	24.2	1	1949
5. Dick Jauron	208	4	52.0	1	1973
6. Levi Johnson	206	6	34.3	1	1976
7. J. Robert Smith	184	9	20.4	1	1952
8. Yale Lary	182	8	22.8	1	1956
9. Willie Clay	173	8	21.6	0	1995
10. Lem Barney	168	7	24.0	2	1970

MOST INTERCEPTIONS RETURNED FOR TD'S—CAREER

Player	TD	Int.	Yards	Avg.	Years
1. Lem Barney	7	56	1,077	19.2	1967-77
2. Levi Johnson	5	21	549	26.1	1973-77
3. Mike Lucci	4	21	308	14.7	1965-73
4. Jack Christensen	3	46	717	15.6	1951-58
Larry Hand	3	5	110	22.0	1964-77
Dick LeBeau	3	62	762	12.3	1959-72
J. Robert Smith	3	29	719	24.8	1949-54
8. Roger Brown	2	4	113	28.3	1960-66
Don Doll	2	26	464	17.8	1949-52
George Jamison	2	9	177	19.7	1987-93, 97-98
Yale Lary	2	50	787	15.7	1952-53, 56-64
Ray Oldham	2	5	84	16.8	1980-82
Wayne Rasmussen	2	16	189	11.8	1964-73
Joe Schmidt	2	24	294	12.3	1953-65
Bryant Westbrook	2	5	113	22.6	1997-

38 players have returned one career interception for a touchdown.

MOST INTERCEPTIONS RETURNED FOR TD'S—SEASON

Player	TD	Int.	Yards	Avg.	Year
1. Lem Barney	3	10	232	23.2	1967
2. Wayne Rasmussen	2	5	122	24.4	1965
Larry Hand	2	2	6	3.0	1967
Lem Barney	2	7	168	24.0	1970
Mike Lucci	2	5	74	14.8	1971
Levi Johnson	2	5	139	27.8	1974
Levi Johnson	2	3	71	23.7	1975
Reggie Brown	2	2	83	41.5	1997

65 players have recorded one interception return for a touchdown in a single season—most recent, Terry Fair in 1999.

THE RECORDS SECTION

PUNTING

Individual punting records date back to 1940, and statistics for blocked punting were attributed to the individual prior to 1976.

Most Punts—Career

Player	No.	Yards	Avg.	Years
1. Jim Arnold	536	22,893	42.7	1986-93
2. Yale Lary	503	22,279	44.3	1952-53, 56-64
3. Herman Weaver	436	17,715	40.6	1970-76
4. Mike Black	272	11,181	41.1	1983-87
5. Tom Skladany	268	11,363	42.4	1978-82
6. John Jett	236	10,105	42.8	1997-
7. Pat Studstill	187	7,925	42.4	1961-67
8. J. Robert Smith	182	7,768	42.7	1949-54
9. Earl "Jug" Girard	129	5,343	41.4	1952-56
10. Mark Royals	126	5,413	43.0	1995-96

Most Punts—Season

Player	No.	Yards	Avg.	Year
1. Jim Arnold	97	4,110	42.4	1988
2. Wilbur Summers	93	3,420	36.8	1977
3. Larry Swider	88	3,523	40.0	1979
4. Tom Skladany	86	3,654	42.5	1978
John Jett	86	3,637	42.3	1999
5. John Jett	84	3,576	42.6	1997
6. Herman Weaver	83	3,280	39.5	1976
7. Jim Arnold	82	3,538	43.1	1989
8. Herman Weaver	80	3,361	42.0	1975
9. Pat Studstill	78	3,335	42.8	1965
10. Mike Black	76	3,164	41.6	1984

Most Punts—Games

Player	No.	Opp.	Date
1. Wilbur Summers	12	at SF	10-23-77
2. George Grimes	10	at Chi Bears	10-17-68
Jerry DePoyster	10	at LA	11-3-68
Lem Barney	10	vs. Min	11-27-69
Mike Black	10	vs. LARaid	12-10-84
Jim Arnold	10	at GB	12-15-91
Mark Royals	10	vs. TB	9-8-96

Highest Gross Punting Average—Career (min. 80 punts)

Player	Avg.	No.	Yards	Years
1. Yale Lary	44.29	503	22,279	1952-53, 56-64
2. Mark Royals	42.96	126	5,413	1995-96
3. John Jett	42.82	236	10,105	1997-
4. Jim Arnold	42.71	536	22,893	1986-93
5. J. Robert Smith	42.68	182	7,768	1949-54
6. Tom Skladany	42.40	268	11,363	1978-82
7. Pat Studstill	42.38	187	7,925	1961-67
8. Byron "Whizzer" White	41.29	100	4,129	1983-87
9. Mike Black	41.11	272	11,181	1940-41

Highest Gross Punting Average—Season (min 40 punts)

Player	Avg.	No.	Yards	Year
1. Yale Lary	48.44	52	2,519	1961
2. Yale Lary	47.13	45	2,121	1959
3. Yale Lary	46.25	67	3,099	1964
4. Yale Lary	45.27	52	2,354	1962
5. J. Robert Smith	44.74	61	2,729	1952
6. Jim Arnold	44.54	72	3,207	1993
7. Greg Montgomery	44.16	63	2,782	1994
8. John Jett	43.82	66	2,892	1998
9. Jim Arnold	43.78	65	2,846	1992
10. Yale Lary	43.78	64	2,802	1960

Best Net Punting Average—Season

Player	Net. Avg.	Year
Jim Arnold	39.6	1987

Longest Punts

Player	Yards	Opponent	Date
1. Bill Shepherd	85	vs. NYG	11-15-36
2. Bill DeCorveont	81	at Was	10-6-46
3. Pat Studstill	81	vs. GB	10-8-67
4. Bob Smith	75	vs. NY Yanks	10-8-51
5. Yale Lary	74	at SF	9-13-64
Tom Skladany	74	vs. Oak	9-27-81
7. Larry Swider	72	vs. Min	9-30-79
8. Jim Arnold	71	at SF	12-28-92
9. Herman Weaver	69	at Chi	9-12-76
Jim Arnold	69	at GB	11-20-88
Mark Royals	69	at Min	9-10-95
12. Jim Arnold	68	at LARams	10-24-93

PUNT & KICKOFF RETURNS

Individual punt returns statistics date back to 1941. Prior to '41, only punt returns for touchdowns were recorded. Between 1934 and 1941, the Lions recorded one punt return for a touchdown.

Most Punt Returns—Career

Player	No.	Yards	Avg.	TD	Years
1. Pete Mandley	143	1360	9.5	2	1984-88
2. Lem Barney	143	1312	9.2	2	1967-77
3. Mel Gray	132	1427	10.8	2	1989-94
4. Yale Lary	126	758	6.0	3	1952-53, 56-64
5. Robbie Martin	118	1118	9.5	2	1981-84
6. Tom Watkins	86	928	10.8	3	1962-67
7. Jack Christensen	85	1084	12.8	8	1951-58
8. Glyn Milburn	81	717	8.9	0	1996-97
9. Pat Studstill	59	716	12.1	0	1961-67
10. Terry Barr	50	262	5.2	0	1957-65

Most Punt Returns—Season

Player	No.	Yards	Avg.	TD	Year
1. Robbie Martin	52	450	8.7	1	1981
2. Glyn Milburn	47	433	9.2	0	1997
3. Pete Mandley	43	420	9.8	1	1986
4. Pete Mandley	38	403	10.6	1	1985
5. Pete Mandley	37	287	7.8	0	1988
6. Walter Stanley	36	496	13.8	0	1989
7. Mel Gray	34	361	10.6	0	1990
8. Jack Christensen	34	284	8.4	0	1996
9. Tom Watkins	32	399	12.5	1	1963
10. Terry Fair	30	189	6.3	0	1998

Most Punt Return Yards—Career

Player	Yards	No.	Avg.	TD	Years
1. Mel Gray	1427	132	10.8	2	1989-94
2. Pete Mandley	1360	143	9.5	2	1984-88
3. Lem Barney	1312	143	9.2	2	1967-77
4. Robbie Martin	1118	118	9.5	2	1981-84
5. Jack Christensen	1084	85	12.8	8	1951-58
6. Tom Watkins	928	86	10.8	3	1962-67
7. Yale Lary	758	126	6.0	3	1952-53, 56-64
8. Glyn Milburn	717	81	8.9	0	1996-97
9. Pat Studstill	716	59	12.1	0	1961-67
10. Walter Stanley	496	36	13.8	0	1989

Most Punt Return Yards—Season

Player	Yards	No.	Avg.	TD	Year
1. Walter Stanley	496	36	13.8	0	1989
2. Pat Studstill	457	29	15.8	0	1962
3. Robbie Martin	450	52	8.7	1	1981
4. Glyn Milburn	433	47	9.2	0	1997
5. Pete Mandley	420	43	9.8	1	1986
6. Pete Mandley	403	38	10.6	1	1985
7. Tom Watkins	399	32	12.5	1	1963



8. Mel Gray	385	25	15.4	1	1991
9. Mel Gray	361	34	10.6	0	1990
10. Jack Christensen	343	18	19.1	4	1951

Most Punt Return Yards—Game

Player	Yards	Opponent	Date
1. by Tom Watkins	184	vs. San Francisco	10-6-63
2. by Jack Christiansen	175	vs. Green Bay	11-22-51
3. by Robbie Martin	140	vs. Pittsburgh	11-24-83
4. by Jack Christiansen	126	vs. LA Rams	10-14-51
5. by Pat Studstill	113	at LA Rams	11-4-62
6. by Pete Mandley	109	vs. Atlanta	12-21-86
7. by Eddie Payton	105	vs. Minnesota	12-17-77
8. by Walter Stanley	104	at Green Bay	11-12-89

Highest Punt Return Average—Career (min. 50 returns)

Player	Avg.	No.	Yards	TD	Years
1. Jack Christensen	12.75	85	1084	8	1951-58
2. Pat Studstill	12.14	59	716	0	1961-67
3. Mel Gray	10.81	132	1427	2	1989-94
4. Tom Watkins	10.79	86	928	3	1962-67
5. Pete Mandley	9.51	143	1360	2	1984-88
6. Robbie Martin	9.47	118	1118	2	1981-84
7. Lem Barney	9.17	143	1312	2	1967-77
8. Glyn Milburn	8.85	81	717	0	1996-97
9. Yale Lary	6.02	126	758	3	1952-53, 56-64
10. Terry Barr	5.24	50	262	0	1957-65

Highest Punt Return Average—Season (min. 20 returns)

Player	Avg.	No.	Yards	TD	Year
1. Pat Studstill	15.76	29	457	0	1962
2. Mel Gray	15.40	25	385	1	1991
3. Walter Stanley	13.78	36	496	0	1989
4. Wally Triplett	13.38	21	281	1	1949
5. Tom Watkins	12.47	32	399	1	1963
6. Mel Gray	11.10	21	233	0	1994
7. Pete Mandley	10.87	23	250	0	1987
8. Mel Gray	10.62	34	361	0	1990
9. Pete Mandley	10.61	38	403	1	1985
10. Robbie Martin	10.58	26	275	0	1982

Most Punt Returns for Touchdowns—Career

Player	TD	No.	Yards	Avg.	Years
1. Jack Christensen	8	85	1084	12.8	1951-58
2. Yale Lary	3	126	758	6.0	1952-53, 56-64
Tom Watkins	3	86	928	10.8	1962-67
Bill Dudley	2	30	448	14.9	1947-49
Lem Barney	2	143	1312	9.2	1967-77
Robbie Martin	2	118	1118	9.5	1981-84
Pete Mandley	2	143	1360	9.5	1984-88
Mel Gray	2	132	1427	10.8	1989-94
9. Glenn Presnell	1	1	--	--	1934-36
Steve Belichick	1	1	77	77.0	1941
Elmer Hackney	1	1	40	40.0	1942-46
Chuck DeShane	1	5	107	21.4	1945-49
Wally Triplett	1	32	375	11.7	1949-50
Doak Walker	1	18	284	15.8	1950-55
Johnnie Robinson	1	13	185	14.2	1966-76
Eddie Payton	1	27	273	10.1	1977
Desmond Howard	1	6	115	19.2	1999

Most Punt Returns for Touchdowns—Season

Player	TD	No.	Yards	Avg.	Year
1. Jack Christensen	4	18	343	19.1	1951
2. Jack Christensen	2	15	322	21.5	1952
Tom Watkins	2	16	238	14.9	1964

There has been 25 times a player has scored one punt return for a touchdown in a single season.

Longest Punt Returns

Player	Yards	Opponent	Date
1. Tommy Watkins	90T	vs. San Francisco	10-6-63
2. Jack Christiansen	89T	vs. Green Bay	11-22-51
3. Eddie Payton	87T	vs. Minnesota	12-17-77
4. Bill Dudley	84T	at Chicago Bears	10-19-47

Most Kickoff Returns—Season

Player	No.	Yards	Avg.	TD	Year
1. Glyn Milburn	64	1,627	25.4	0	1996
2. Glyn Milburn	55	1,315	23.9	0	1997
3. Terry Fair	51	1,428	28.0	2	1998
4. Herman Hunter	49	1,007	20.6	0	1986
5. Mel Gray	45	1,276	28.4	3	1994
6. Mel Gray	42	1,006	24.0	1	1992
7. Mel Gray	41	939	22.9	0	1990
8. Alvin Hall	39	886	22.7	0	1985
9. Jimmie Jones	38	927	24.4	0	1974
10. Mel Gray	36	929	25.8	0	1991

Most Kickoff Returns—Game

Player	No.	Opp.	Date
1. Mel Gray	8	vs. Dal	11-8-92
2. Joe Watt	7	at Chi. Cards	11-7-48
John Arnold	7	at Atl	10-5-80
Gary Lee	7	vs. GB	10-25-87
5. 11 times, last by Terry Fair	6	vs. Pit	11-26-98

Most Kickoff Return Yards—Career

Player	Yards	No.	Avg.	TD	Years
1. Mel Gray	5,478	216	25.4	5	1989-94
2. Glyn Milburn	2,942	119	24.7	0	1996-97
3. Alvin Hall	2,819	128	22.0	11	1981-85, 87
4. Tom Watkins	2,262	91	24.9	0	1962-67
5. Terry Fair	2,160	85	25.6	2	1998-
6. Pat Studstill	1,924	75	25.7	1	1961-67
7. Tom Vaughn	1,595	62	25.7	0	1965-71
8. Bobby L. Thompson	1,517	66	23.0	0	1964-68
9. Jack Christensen	1,329	59	22.5	0	1951-58
10. Rick Kane	1,327	61	21.8	0	1977-83, 85

Most Kickoff Return Yards—Season

Player	Yards	No.	Avg.	TD	Year
1. Glyn Milburn	1,627	64	25.4	0	1996
2. Terry Fair	1,428	51	28.0	2	1998
3. Glyn Milburn	1,315	55	23.9	0	1997
4. Mel Gray	1,276	45	28.4	3	1994
4. Herman Hunter	1,007	49	20.6	0	1986
6. Mel Gray	1,006	42	24.0	1	1992
7. Mel Gray	939	41	22.9	0	1990
8. Mel Gray	929	36	25.8	0	1991
9. Jimmie Jones	927	38	24.4	0	1974
10. Alvin Hall	886	39	22.7	0	1985

Most Kickoff Return Yards—Game

Player	No.	Opp.	Date
1. Wally Triplett	294	at LA	10-29-50
2. Terry Fair	224	at GB	9-6-98
3. Glyn Milburn	189	vs. Chi	11-27-97
4. Eddie Payton	184	vs. Min	12-17-77
5. Mel Gray	178	vs. Dal	11-8-92
6. Tom Watkins	177	at GB	11-7-65
7. Terry Fair	175	at Jax	12-6-98
8. Mel Gray	174	vs. Chi	10-23-94
9. Lem Barney	170	vs. Phi	12-5-71
10. Mel Gray	165	vs. Chi	9-24-89
11. John Arnold	160	vs. GB	12-15-79
12. Glyn Milburn	157	at NO	9-21-97
13. Bobby Williams	155	at Min	11-15-70
14. Glyn Milburn	148	at SD	11-11-96
15. Alvin Hall	147	vs. Chi	12-22-85

THE RECORDS SECTION

Highest Kickoff Return Average—Career (min. 50 returns)

Player	Avg.	No.	Yards	TD	Years
1. Tom Vaughn	25.73	62	1,595	0	1965-71
2. Pat Studstill	25.65	75	1,924	1	1961-67
3. Terry Fair	25.65	85	2,180	2	1998
4. Lem Barney	25.48	50	1,274	1	1967-77
5. Mel Gray	25.36	216	5,478	5	1989-94
6. Tom Watkins	24.86	91	2,262	0	1962-67
7. Glyn Milburn	24.72	119	2,942	0	1996-97
8. Bobby L. Thompson	22.98	66	1,517	0	1964-68
9. Jack Christensen	22.53	59	1,329	0	1951-58
10. Alvin Hall	22.02	128	2,819	1	1981-85, 87

Highest Kickoff Return Average

—Season (min. 20 returns)

Player	Avg.	No.	Yards	TD	Year
1. Mel Gray	28.36	45	1,276	3	1994
2. Terry Fair	28.00	51	1,428	2	1998
3. Lem Barney	26.80	25	670	1	1968
4. Mel Gray	26.67	24	640	0	1989
5. Tom Vaughn	25.87	23	595	0	1966
6. Mel Gray	25.81	36	929	0	1991
7. Bobby Thompson	25.68	22	565	0	1975
8. Pat Studstill	25.55	20	511	0	1962
9. Don Doll	25.52	21	536	0	1949
10. Glyn Milburn	25.42	64	1,627	0	1996

Most Kickoff Returns for Touchdowns—Career

Player	TD	No.	Yards	Avg.	Years
1. Mel Gray	5	216	5,478	25.4	1989-94
2. Bobby Williams	2	46	1,219	26.5	1968-71
Ron Jessie	2	47	1,237	26.3	1971-74
Terry Fair	2	51	1,428	28.0	1998-
5. Ned Mathews	1	21	576	27.4	1940-43
Billy Jefferson	1	3	142	47.3	1941
Art Van Tone	1	9	227	25.2	1943-45
Wally Triplett	1	8	411	51.4	1949-50
Bill Bowman	1	7	202	28.9	1954, 56
Terry Barr	1	26	655	25.2	1957-65
Pat Studstill	1	75	1,924	25.7	1961-67
Lem Barney	1	50	1,274	25.5	1967-77
Eddie Payton	1	18	457	25.4	1977
Ray Williams	1	9	228	25.3	1980
Alvin Hall	1	128	2,819	22.0	1981-85, 87
Johnnie Morton	1	22	533	24.2	1994-

Most Kickoff Returns for Touchdowns—Season

Player	TD	No.	Yards	Avg.	Year
1. Mel Gray	3	45	1,276	28.4	1994
2. Ron Jessie	2	16	470	29.4	1971
3. Terry Fair	2	51	1,428	28.0	1998

There has been 16 times a player has recorded one kickoff return for a touchdown during a single season.

Longest Kickoff Returns

Player	Yards	Opponent	Date
1. Terry Fair	105l	vs. TB	9-28-98
Terry Barr (92) & Gene Gedman (12)	104l	at LA	10-26-58
3. Ron Jessie	102t	vs. Chi	10-24-71
Mel Gray	102t	vs. Chi	10-23-94
5. Bill Jefferson	101l	vs. Chi. Bears	11-23-41
Terry Fair	101l	vs. GB	9-6-98
7. Pat Studstill	100t	vs. Chi	9-26-61
8. Ned Mathews	98t	vs. Phil./Pil.	11-21-43
Lem Barney	98t	at LA	11-3-68
Eddie Payton	98t	vs. Min	12-17-77
Mel Gray	98t	vs. Min	12-17-94

TACKLES AND SACKS

Most Tackles—Career (Since 1973 Unofficial)

Player	Tackles	Years
1. Chris Spielman	1,138	1988-95
2. Bennie Blades	815	1988-96
3. Ken Fantelt	706	1979-85
4. Doug English	696	1975-79, 81-85
5. Charlie Weaver	691	1971-81
6. Jimmy Williams	653	1982-90
7. Stephen Boyd	569	1995-
8. Paul Naumoff	532	1967-78
9. Mike Cofer	511	1983-92
10. George Jamison	503	1987-93, 97-98

Most Tackles—Season

Player	Tackles	Season
1. Chris Spielman	195	1994
2. Stephen Boyd	192	1997
3. Stephen Boyd	184	1999
3. Stephen Boyd	156	1998
4. Chris Spielman	153	1988
5. Reggie Brown	152	1997
6. Chris Spielman	148	1993
7. Alvin Hall	147	1984
8. Chris Spielman	146	1992
9. Paul Naumoff	143	1975
10. Ed O'Neil	141	1978

Most Tackles—Game

Player	Tackles	Opp.	Date
1. Paul Naumoff	21	vs. Cle	11-9-75
2. Stephen Boyd	19	at Was	11-9-97
Stephen Boyd	19	at GB	11-21-99
Stephen Boyd	19	vs. Den	12-25-99
5. Ed O'Neil	18	vs. Min	12-17-77
Chris Spielman	18	at Buf	12-22-91
Bennie Blades	18	vs. Sea	11-18-96
8. James Harrell	17	at Min	11-18-79
Chris Spielman	17	at Dal	9-19-94
Chris Spielman	17	vs. Min	12-17-94
Stephen Boyd	17	at Chi	10-4-98
Stephen Boyd	17	at Phi	11-8-98
Ron Rice	17	at KC	10-26-99

Sacks become official league statistic in 1983

Most Quarterback Sacks—Career

Player	Sacks	Years
1. Al "Bubba" Baker	75.5	1978-82
2. Robert Porcher	66.5	1992-
3. Mike Cofer	63.0	1983-92
4. William Gay	61.0	1978-87
5. Doug English	59.0	1975-79, 81-85
6. Tracy Scroggins	52.0	1992-
7. Ken Sanders	39.0	1972-79
8. Dave Pureifory	37.0	1978-82
9. Curtis Ferguson	33.5	1981-89
10. Keith Ferguson	28.5	1985-91

Most Quarterback Sacks—Season

Player	Sacks	Year
1. Al "Bubba" Baker	23	1978
2. Al "Bubba" Baker	18	1980
3. Al "Bubba" Baker	16	1979
4. Robert Porcher	15.0	1999
5. William Gay	13.5	1983
6. Doug English	13.0	1983
7. Robert Porcher	12.5	1997
8. Dave Pureifory	12.0	1981
Mike Cofer	12.0	1988
10. Robert Porcher	11.5	1998



Most Quarterback Sacks - Game

Player	Sacks	Opp.	Date
1. William Gay	5.5	at TB	9-4-83
2. Al "Bubba" Baker	5.0	vs. TB	11-12-78
3. Al "Bubba" Baker	4.0	vs. SD	10-22-78
Doug English	4.0	vs. Den	11-23-78
AL "Bubba" Baker	4.0	vs. Chi	11-22-79

Doug English	4.0	vs. Min	12-12-82
Keith Ferguson	4.0	at Phi	11-16-86
8. Al "Bubba" Baker	3.5	vs. Chi	11-27-80
Mike Cofer	3.5	at Chi	11-22-87
Robert Porcher	3.5	vs. Ind	11-23-97

DETROIT LIONS SERVICE RECORDS

Most Seasons Played—Career

Player	Seasons	Games	Years
1. Wayne Walker	15	200	1958-72
2. Dick LeBeau	14	185	1959-72
3. Joe Schmidt	13	154	1953-65
Darris McCord	13	168	1955-67
Larry Hand	13	164	1965-77
Kevin Glover	13	177	1985-97
7. Alex Karras	13	161	1958-62, 64-70
Paul Naumoff	13	168	1967-78
Leonard Thompson	13	175	1975-86
Eddie Murray	13	174	1980-91

Most Games Played—Career

Player	Games	Seasons	Years
1. Wayne Walker	200	15	1958-72
2. Dick LeBeau	185	14	1959-72
3. Kevin Glover	177	13	1985-97
4. Leonard Thompson	175	12	1975-86
5. Eddie Murray	174	12	1980-91
6. Paul Naumoff	168	12	1967-78
Darris McCord	168	13	1955-67
8. Lomas Brown	164	11	1985-95
Larry Hand	164	13	1965-77

10. Alex Karras	161	12	1958-62, 64-70
11. Joe Schmidt	154	13	1953-65
12. Barry Sanders	153	10	1989-98
13. Dexter Bussey	150	11	1974-84
14. William Gay	146	10	1978-87
15. Lem Barney	140	11	1967-77
Jim Gibbons	140	11	1958-68
17. Ed Flanagan	139	10	1965-74
18. Bob Kowalkowski	138	11	1966-76
19. Charlie Weaver	135	11	1971-81
20. John Gordy	134	10	1957, 59-67
21. Yale Lary	133	11	1952-53, 56-64
22. Doug English	131	10	1975-79, 81-85
23. George Jamison	131	9	1987-93, 97-98
24. Charlie Sanders	128	10	1968-77
25. Jason Hanson	127	8	1992-
26. Jim Martin	126	11	1951-61
Herman Moore	126	9	1991-
28. Robert Porcher	125	8	1992
29. Curtis Green	124	9	1981-89
30. Horace King	123	9	1975-83
Michael Cofer	123	10	1983-92
32. Rockne Freitas	121	10	1968-77

Lions' All-Time Records

ALL-TIME RUSHING LIST

Player	Att.	Yards	Avg.	TD
1. Barry Sanders	3,062	15,269	5.0	99
2. Billy Sims	1,131	5,106	4.5	42
3. Dexter Bussey	1,203	5,105	4.2	18
4. Altie Taylor	1,165	4,297	3.7	24
5. Nick Pietrosante	938	3,933	4.2	28
6. James Jones	960	3,452	3.6	23
7. Mel Farr	739	3,072	4.2	26
8. Dan Lewis	651	2,698	4.1	16
9. Greg Landry	389	2,502	6.4	19
10. Steve Owens	635	2,451	3.9	20
11. Ace Gutowsky	698	2,445	3.5	16
12. Bob Hoenschmeyer	553	2,439	4.4	17
13. Dutch Clark	469	2,311	4.9	24
14. Horace King	549	2,081	3.8	9
15. Ernie Caddel	373	2,025	5.4	18
16. Bobby Layne	432	1,793	4.2	13
17. Bill Shepherd	450	1,699	3.8	11
18. Tom Watkins	425	1,582	3.7	10
19. Doak Walker	309	1,520	4.9	12
20. Garry James	423	1,510	3.6	12
21. Camp Wilson	378	1,453	3.8	6
22. Rick Kane	392	1,443	3.7	12
23. Howard Cassady	315	1,223	3.9	6
24. Gene Gedman	377	1,221	3.2	17
25. Amos Marsh	323	1,157	3.6	11
26. John Henry Johnson	267	1,145	4.3	7
27. Lew Carpenter	248	1,043	4.2	9
28. Tom Nowatzke	284	989	3.5	12
29. Bill Triplett	300	969	3.2	4
30. Lloyd Cardwell	205	905	4.4	8
31. Lawrence Gaines	232	892	3.8	5
32. Rodney Peele	171	884	5.2	13

33. Tobin Rote	182	873	4.8	6
34. Glenn Presnell	227	839	3.7	8
35. Ken Webb	252	833	3.3	8
36. Frank Sinkwich	243	829	3.4	7
37. Bill Dudley	238	801	3.4	5
38. Byron "Whizzer" White	235	754	3.2	7
39. Gary Danielson	156	728	4.7	7
40. Ron Rivers	167	722	4.3	3
41. Bob Westfall	209	697	3.3	11
42. Pat Harder	190	645	3.4	8
43. Leon Hart	143	612	4.3	5
44. Eric Hipple	145	550	3.8	13
45. Greg Hill	144	542	3.8	2
46. Harry Hopp	191	531	2.8	5
47. Nick Eddy	152	523	3.4	3
48. Fred Enke	123	521	4.2	1
49. Earl Morrall	116	516	4.4	3
50. Elmer Hackney	125	492	3.9	8
51. Bill Bowman	116	481	4.1	3
52. Derrick Moore	115	457	4.0	7
53. Dwight Sloan	137	450	3.3	4
54. Howard Weiss	116	448	3.9	3
55. Ollie Cline	127	447	3.5	3
56. Earl "Jug" Girard	116	425	3.7	2
57. Joe Don Looney	122	398	3.3	6
58. Don McIlhenny	87	372	4.3	3
59. Vern Huffman	104	368	3.5	1
60. Ken Jenkins	78	358	4.6	1
61. Vince Thompson	75	349	4.7	2
62. Mickey Sanzotta	77	340	4.4	0
63. Bob Gagliano	87	337	3.9	4
64. Leonard Thompson	64	327	5.1	3

THE RECORDS SECTION

65.	Tony Paige	86	325	3.8	0	142.	Stan Edwards	32	69	2.2	0
	Milt Plum	89	325	3.7	5	143.	Emil Banjivic	11	67	6.1	0
67.	Scott Mitchell	132	324	2.5	10		John Polanski	17	67	3.9	0
68.	Chuck Fenenbock	118	323	2.7	1		Mickey Zofko	21	67	3.2	0
69.	Jim Ninowski	65	319	4.9	10	146.	Paul Szakash	23	66	2.9	0
70.	Charlie Batch	69	316	4.6	3	147.	Erik Kramer	57	65	1.1	1
71.	Wally Triplett	67	313	4.7	1	148.	Joe Watt	31	61	2.0	0
72.	Karl Sweetan	51	312	6.1	2		Bob Wiese	20	61	3.1	0
73.	Bobby Thompson	64	310	4.8	1	150.	Jim Doran	3	59	19.7	0
74.	Frank Christensen	109	308	2.8	2		Chuck Hanneman	3	59	19.7	1
75.	Bo Robinson	90	304	3.4	2		Don Overton	14	59	4.2	0
76.	John Pingel	74	301	4.1	1	153.	Milt Piepul	20	56	2.8	0
77.	Alvin Moore	99	294	3.0	4	154.	Cedric Jackson	17	55	3.2	0
78.	Clyde LeForce	59	287	4.9	2	155.	Bob Smith	9	52	5.8	0
79.	Ken "Ike" Peterson	41	278	6.8	3	156.	Charles "Pug" Vaughan	13	51	3.9	0
80.	Joe Reed	49	270	5.5	2		James Wilder	11	51	4.6	0
81.	Kent "Rip" Ryan	54	263	4.9	1	158.	Darrell Tully	31	50	1.6	1
82.	Ned Mathews	90	259	2.9	1	159.	Todd Huns	5	49	9.8	0
83.	Bill Munson	77	252	3.3	2	160.	D.J. Dozier	9	48	5.3	0
84.	Wilbert Montgomery	75	251	3.3	0		Ron Jessie	12	48	4.0	2
85.	Jim Hooks	67	245	3.7	0		Elmer "Tippy" Madarik	31	48	1.5	1
86.	Charles "Colton" Price	82	229	2.8	2		Hugh McElhenny	22	48	2.2	0
87.	Andre Ware	38	217	5.7	0	165.	Granville Mitchell	7	48	6.9	0
88.	Dave Middleton	67	210	3.1	2		Pete Mandley	7	47	6.7	1
89.	Eric Lynch	56	209	3.7	2	166.	Dave D'Addio	7	46	6.6	0
90.	Bobby Felts	64	207	3.2	2		Bob Mann	6	46	7.7	0
	Dave Kopay	53	207	3.9	0	168.	Lem Barney	5	45	9.0	0
92.	Larry Watkins	62	201	3.2	1		Art Van Tone	30	45	1.5	1
93.	Gary Ellerson	47	196	4.2	3		Fred Vanzo	6	45	7.5	0
94.	Karl Bernard	45	187	4.2	2	171.	Father Lumpkin	6	44	7.3	1
95.	Freddie Scott	23	179	7.8	1		Bob Rowe	16	44	2.8	0
96.	Buddy Parker	65	177	2.7	0		Harry Seltzer	14	44	3.1	0
97.	J. Robert Smith	36	174	4.8	0	174.	Jim Arnold	2	42	21.0	0
98.	Brett Perriman	23	173	7.5	0	175.	Joe Stringfellow	16	41	2.6	0
99.	Lindy Pearson	56	170	3.0	2	176.	Don Majkowski	23	39	1.7	0
100.	Bill Stits	49	165	3.4	0	177.	Richard Johnson	12	38	3.2	0
101.	Billy Jefferson	56	164	2.9	1		Paul Sarringhaus	19	38	2.0	0
102.	Tommy Vardell	50	159	3.2	12	179.	Joe Ferguson	9	37	4.1	1
103.	Dave Ryan	107	158	1.5	2		David Hill	8	37	4.6	0
104.	Yale Lary	10	153	15.3	0	181.	Andy Bolton	7	36	5.1	0
	Cory Schlesiinger	56	153	2.7	0		Frank Tripucka	12	36	3.0	1
106.	Terry Barr	32	151	4.7	2	183.	Dave Krieg	23	35	1.5	0
107.	Marv Hubbard	38	150	3.9	1	184.	Nick Ryder	21	34	1.6	1
108.	Jimmie Jones	32	147	4.6	1	185.	Gus Frerotte	15	33	2.2	0
109.	Jack Christensen	19	143	7.5	2		Mel Gray	5	33	6.6	0
110.	Andy Farkas	31	137	4.4	0		John Witkowski	8	33	4.1	0
111.	Sedrick Irvin	36	133	3.7	4	188.	Maurice Patt	3	30	10.0	0
112.	Frank Grigonis	37	131	3.5	1	189.	Bob Keene	12	29	2.4	0
113.	Ed Klewiwicki	20	129	6.5	0		Earl McCullouch	8	29	3.6	0
114.	Larry Walton	13	127	9.8	1		Troy Stradford	9	29	3.2	0
115.	John Panelli	42	119	2.8	0	192.	Roy Zimmerman	13	28	2.2	1
116.	Steve Belchick	28	118	4.2	2	193.	Rusty Hilger	18	27	1.5	0
	Tom Dublinski	28	118	4.2	1	194.	Jon Stagers	2	26	13.0	0
118.	Cleve Wester	33	113	3.4	0	195.	Don Doll	8	25	3.1	1
119.	Johnnie Morton	16	112	7.0	0		Ed O'Neil	2	25	12.5	0
120.	Joe Margucci	60	111	1.9	4	197.	Mike Campbell	7	24	3.4	0
121.	Jeff Komlo	36	110	3.1	2		Gene Washington	1	24	24.0	0
122.	Dick Nardi	20	109	5.5	0	199.	Larry Ferguson	13	23	1.8	0
	John Olszewski	30	109	3.6	0		Pete Kmelovic	14	23	1.6	0
124.	Mark Nichols	9	108	12.0	0	201.	Tony Aiello	6	22	3.7	0
	Jerry Reichow	16	108	6.8	0		Tony Dollinger	8	22	2.8	0
126.	Carl Painter	32	106	3.3	0		Herman Hunter	3	22	7.3	0
127.	Bill Callihan	33	105	3.2	1		Ed Tillison	4	22	5.5	0
128.	Bill McKalip	26	102	3.9	0	205.	John Hollar	8	21	2.6	0
129.	Dick Booth	33	100	3.0	1		Wilbur White	8	21	2.6	0
130.	Chuck Long	34	88	2.6	0	207.	Jerry DePoyster	1	20	20.0	0
131.	Jim Callahan	52	86	1.7	2		Lee Kizire	7	20	2.9	0
	Harry Gilmer	23	86	3.7	0		Ollie Matsori	13	20	1.5	0
	Butch Woolfolk	13	86	6.6	0		Steve Susic	6	20	3.3	0
134.	Cloyce Box	31	82	2.6	0	211.	Bob Brunley	5	18	3.6	0
135.	Jim McDonald	25	80	3.2	0		Bob Cifers	8	18	2.3	0
136.	Leon Crosswhite	23	79	3.4	2		Peter D'Alonzo	7	18	2.6	0
137.	Tom Tracy	28	78	2.8	0		Jackie Lowther	9	18	2.0	0
138.	Tom Colella	38	75	2.0	0		Mike Meade	3	18	6.0	0
139.	Byron Bailey	19	74	3.9	2		Herman Weaver	2	18	9.0	0
140.	Germane Crowell	6	73	12.2	0	217.	Ray Williams	2	17	8.5	1
	Scott Williams	30	73	2.4	3	218.	Fred Dawley	2	16	8.0	0



	Jim Hardy	5	16	3.2	0	295.	Tommy James	2	-1	-0.5	0
	Bruce McLenna	16	16	1.0	0		Frank Reich	10	-1	-0.1	0
	Bill McWilliams	6	16	2.7	0	297.	Bill Cappelman	1	-2	-2.0	0
222.	Tony Kaska	5	15	3.0	0		Gail Cogdill	2	-2	-1.0	0
223.	Mike Corgan	5	14	2.8	0		Bob DeFruiter	1	-2	-2.0	0
	Robbie Martin	1	14	14.0	0		Keith McDonald	1	-2	-2.0	0
	Jim Welch	3	14	4.7	0		Clyde Scott	2	-2	-1.0	0
228.	Dome Dibble	2	13	6.5	0	302.	Marlin Briscoe	2	-3	-1.5	0
	Eddie Payton	4	13	-3.3	0		Raymond Morse	1	-3	-3.0	0
228.	Paul Gipson	4	12	3.0	0	304.	Augie Lio	1	-4	-4.0	0
	Ivan Schottel	4	12	3.0	0	305.	Luther Blue	7	-5	-0.7	0
230.	Charlie Ane	0	10	--	0		Ben Hightower	1	-5	-5.0	0
	Dick Weber	7	10	1.4	0		George Izo	1	-5	-5.0	0
232.	Mike Machurek	1	9	9.0	0		John Noppenberg	1	-5	-5.0	0
	Bruce Maxwell	1	9	9.0	0	309.	Charlie Sanders	4	-6	-1.5	0
	Lloyd Parsons	5	9	1.8	0	310.	Mark Royals	1	-7	-7.0	0
	Clarence Self	3	9	3.0	0	311.	John Hall	2	-8	-4.0	0
	Jim Thomason	9	9	1.0	0		John Jeti	2	-8	-4.0	0
237.	Tony Daykin	1	8	8.0	0	313.	Mike Black	8	-24	-3.0	0
	George Grimes	1	8	8.0	0	314.	Joel McCoy	19	-29	-1.5	0
	Bruce Maher	3	8	2.7	0	315.	Bill DeCorrevont	8	-32	-4.0	0
	Monk Moscrip	1	8	8.0	0						
241.	Gordon Gore	8	7	0.9	0						
	Dante Magnani	3	7	2.3	0						
	Aubrey Matthews	2	7	3.5	0						
	Bill Moore	1	7	7.0	0						
245.	Marvin Brown	2	6	3.0	0						
	Ken Callicutt	3	6	2.0	0						
	Jeff Chadwick	2	6	3.0	0						
	Jim Todd	2	6	3.0	0						
	Chet Wetterlund	23	6	0.3	0						
250.	Dick Compton	4	5	1.3	0						
	Andy Dudish	1	5	5.0	0						
	Ed Flanagan	0	5	--	0						
	Bob Pickard	1	5	5.0	0						
	Pat Studstill	4	5	1.3	0						
	Ivan Trebolich	4	5	1.3	0						
256.	Carl Bland	1	4	4.0	0						
	Gil LeFebvre	4	4	1.0	0						
	Paul Moore	2	4	2.0	0						
	Lou Tomasetti	6	4	0.7	0						
	Willie Walker	1	4	4.0	0						
261.	Lomas Brown	1	3	3.0	0						
	Chuck DeShane	2	3	1.5	0						
	Jim Gillette	2	3	1.5	0						
	Scott Hunter	2	3	1.5	1						
	Jim Jones	3	3	1.0	0						
	Doug Nolt	3	3	1.0	0						
	Ken Sander	1	3	3.0	0						
	Charley Sarratt	3	3	1.0	0						
	Jesse Thompson	3	3	1.0	0						
270.	Murray Evans	3	2	0.7	0						
	Mel Groomes	3	2	0.7	0						
	A.J. Jones	1	2	2.0	0						
	Nick Kowgios	1	2	2.0	0						
	Bill O'Brien	1	2	2.0	0						
	Daryl Sanders	1	2	2.0	0						
276.	Dick Kercher	3	1	0.3	0						
	Brock Olivo	1	1	1.0	0						
	Ken Reese	3	1	0.3	0						
	Curvin Richards	4	1	0.3	0						
	Ken Roskie	1	1	1.0	0						
	Rob Rubick	1	1	1.0	1						
	Bill Schroll	1	1	1.0	0						
	Gene Spangler	1	1	1.0	0						
284.	Steve Banas	3	0	0.0	0						
	Bill Fisk	2	0	0.0	0						
	Jerry Golsteyn	1	0	0.0	0						
	Bill Hillman	2	0	0.0	0						
	Ray Jarvis	1	0	0.0	0						
	Gerry Krall	3	0	0.0	0						
	Jack Morlock	1	0	0.0	0						
	Stillman Rouse	2	0	0.0	0						
	Wilbur Summers	1	0	0.0	0						
	Larry Swider	1	0	0.0	0						
	Sam Wyche	1	0	0.0	0						

ALL-TIME RECEIVING LIST

Player	Rec.	Yards	Avg.	TD	
1. Herman Moore	626	8,664	13.8	59	
2. Brett Periman	428	5,244	12.3	25	
3. Barry Sanders	352	2,921	8.2	10	
4. Charlie Sanders	336	4,817	14.3	31	
5. Johnnie Morton	331	4,557	13.8	28	
6. Gail Cogdill	325	5,221	16.1	28	
7. Jim Gibbons	287	3,561	12.4	20	
8. James Jones	285	2,318	8.1	10	
9. Leonard Thompson	277	4,682	16.9	35	
10. David Hill	245	3,054	12.5	23	
11. Terry Barr	227	3,810	16.8	35	
12. Freddie Scott	223	3,651	16.4	18	
13. Jeff Chadwick	206	3,359	16.3	17	
14. Horace King	198	1,579	8.0	5	
15. Dexter Bussey	193	1,616	8.4	5	
16. Billy Sims	186	2,072	11.1	5	
17. Leon Hart	174	2,499	14.4	26	
18. John Greene	173	2,965	17.1	26	
19. Altie Taylor	173	1,523	8.8	6	
20. Larry Walton	169	2,623	15.5	26	
21. Jim Doran	168	2,960	17.6	19	
22. Dave Middleton	153	2,522	16.5	15	
23. Pat Studstill	153	2,452	16.0	15	
24. Doak Walker	152	2,539	16.7	21	
25. Dorne Dibble	146	2,552	17.5	19	
	Mel Farr	146	1,374	9.4	10
27. Robert Clark	140	2,320	16.6	16	
28. Richard Johnson	134	1,818	13.6	14	
	Nick Pietrosante	134	1,323	9.9	2
30. Pete Mandley	130	1,797	13.8	11	
31. Cloyce Box	129	2,665	20.7	32	
32. Mark Nichols	124	2,235	18.0	9	
33. Earl McCullouch	123	2,314	18.8	19	
34. David Sloan	111	1,236	11.1	6	
35. Germane Crowell	106	1,802	17.0	10	
36. Ron Jessie	102	1,636	16.0	10	
37. Ray Jarvis	100	1,772	17.7	10	
	Willie Green	100	1,640	16.4	14
39. Bob Mann	99	1,574	15.9	7	
	Steve Owens	99	861	8.7	2
41. Howard Cassidy	97	1,413	14.6	16	
42. Bob Hoenschmeyer	96	951	9.9	7	
43. Aubrey Matthews	89	1,119	12.6	4	
	Garry James	89	816	9.2	2
45. Tom Nowatzke	84	512	6.1	4	
46. Carl Bland	79	989	12.5	5	
47. Rick Kane	75	754	10.1	2	
48. Bill Dudley	74	775	10.5	15	
49. Earl "Jug" Girard	72	1,095	15.2	9	
	Jack Matheson	72	936	13.0	5
51. Mike Farr	69	716	10.4	1	
52. Dan Lewis	68	799	11.8	3	

THE RECORDS SECTION

53.	Lew Carpenter	60	457	7.6	4	Tony Paige	15	128	8.5	0
54.	Ron Kramer	59	678	11.5	1	Eric Lynch	15	100	6.7	0
55.	David Lewis	54	678	12.6	7	132. Tommie Boyd	14	194	13.9	1
56.	Gene Gedman	53	504	9.5	4	Gene Washington	14	192	13.7	1
57.	Lloyd Cardwell	51	932	18.3	5	Jon Staggars	14	174	12.4	2
	Tom Walkins	51	524	10.3	3	Wally Triplett	14	160	11.4	0
59.	Ernie Caddel	48	534	11.1	2	Bo Robinson	14	118	8.4	0
60.	Bob Westfall	47	588	12.5	5	137. Stacey Mobley	13	158	12.2	0
	Luther Blue	47	542	11.5	4	Pat Carler	13	145	11.2	0
	Rodney Holman	47	442	9.4	2	Karl Bernard	13	91	7.0	0
	Bill Triplett	47	328	7.0	1	Larry Walkins	13	87	6.7	0
64.	Joe Margucci	46	575	12.5	3	Greg Hill	13	77	5.9	0
65.	Rob Rubick	44	511	11.6	3	142. Eric Truvillian	12	207	17.3	1
	Ken Webb	44	481	10.9	1	Tracy Porter	12	187	15.6	1
67.	Gary Lee	41	569	13.9	1	Keith McDonald	12	138	11.5	0
	Ulysses Norris	41	510	12.4	8	John Wright	12	130	10.8	2
69.	Bill Bowman	39	322	8.3	3	146. John Hilton	11	203	18.5	2
70.	Jason Phillips	38	464	12.2	1	Jim Hooks	11	64	5.8	0
71.	Jeff Campbell	36	495	13.8	3	148. Bill DeCorrevont	10	278	27.8	2
	Bill Fisk	36	464	12.9	2	Dick Booth	10	193	19.3	1
	Amos Marsh	36	373	10.4	3	Ben Hightower	10	172	17.2	1
74.	Chuck Hanneman	35	622	17.8	4	Ray Williams	10	146	14.6	1
75.	Bill Malinchak	34	496	14.6	4	Glenn Davis	10	132	13.2	0
	Pete Metzelaars	34	290	8.5	0	Elmer "Tippy" Madarik	10	113	11.3	0
	John Henry Johnson	34	235	6.9	1	Richard Rifenburg	10	96	9.6	1
78.	Harry Ebding	33	675	20.5	7	Ed Frutig	10	77	7.7	3
	Kelly Mote	33	450	13.6	1	156. Byron "Whizzer" White	9	213	23.7	1
	William Swiacki	33	401	12.2	1	Chuck Hughes	9	194	21.6	0
81.	Dave Diehl	32	578	18.1	4	Darrell Grymes	9	140	15.6	2
	Bill Callihan	32	383	12.0	4	Andy Farkas	9	132	14.7	2
	Pat Harder	32	354	11.1	3	Paul Szakash	9	130	14.4	0
84.	Tommy Vardell	30	361	12.0	1	Vernon Huffman	9	121	13.4	0
	Cory Schlesinger	30	238	7.9	3	Scott Williams	9	71	7.9	1
86.	Jessie Thompson	29	312	10.8	4	Pete Chryplewic	9	65	7.2	3
	Bobby Thompson	29	230	7.9	0	Tom Tracy	9	30	3.3	0
88.	Bill Gambrell	28	492	17.6	7	165. Frank Christensen	8	158	19.8	2
	Jerry Reichow	28	396	14.1	5	Clyde LeForce	8	122	15.3	3
	Steve Junker	28	360	12.9	4	Anthony Carler	8	97	12.1	3
	Ted Cremer	28	296	10.6	1	Phil Odle	8	95	11.9	0
	Ron Rivers	28	264	9.4	1	Joe Stringfellow	8	89	11.1	0
93.	John Henderson	27	405	15.0	1	Bob Pickard	8	88	11.0	1
	Alvin Moore	27	201	7.4	1	Howard Weiss	8	81	10.1	0
95.	Jimmie Giles	25	260	10.4	3	Don McIlhenny	8	70	8.8	2
	J.D. Hill	25	249	10.0	1	Bill Stits	8	69	8.6	0
	Sedrick Irvin	25	233.0	9	0	Vince Thompson	8	56	7.0	0
	Herman Hunter	25	218	8.7	1	Jimmie Johnson	8	52	6.5	0
	Lawrence Gaines	25	146	5.8	1	Ken "Ike" Peterson	8	38	4.8	0
100.	Walter Stanley	24	304	12.7	0	177. Jim McDonald	7	112	16.0	0
	Nick Eddy	24	237	9.9	2	Ted Cook	7	111	15.9	1
102.	Raymond Morse	23	345	15.0	1	Bill McKalip	7	107	15.3	0
103.	Marlin Briscoe	22	347	15.8	4	Al Barnes	7	101	14.4	2
	Camp Wilson	22	198	9.0	0	Perry Richards	7	90	12.9	0
	Derrick Moore	22	179	8.1	1	Stan Edwards	7	82	11.7	0
106.	Ken Jenkins	21	246	11.7	0	Maurice Patt	7	80	11.4	0
	Ron Hall	21	187	8.9	0	Rip Ryan	7	78	11.1	0
108.	Terry Greer	20	332	16.6	3	Wilbert Montgomery	7	55	7.9	0
	Monk Moscrip	20	294	14.7	1	Danny Bradley	7	50	7.1	2
110.	Ed Klewicki	19	393	20.7	2	Mickey Zolfo	7	45	6.4	0
	Harry Hopp	19	236	12.4	3	Mickey Sanzotta	7	35	5.0	0
	Ollie Cline	19	189	9.9	1	189. Peter Kmetovich	6	143	23.8	2
	Butch Woolfolk	19	166	8.7	0	Joe Watt	6	133	22.2	2
114.	Art Van Tone	18	416	23.1	5	Dennis Franklin	6	125	20.8	0
	John Schneller	18	331	18.4	3	Bob Keene	6	118	19.7	2
	Ned Mathews	18	287	15.9	1	Glenn Presnell	6	115	19.2	1
	Dutch Clark	18	234	13.0	3	George Farmer	6	86	14.3	0
	Brian Stablein	18	199	11.1	1	Bill Moore	6	82	13.7	1
	Bill Shephard	18	168	9.3	1	Chuck Ferenbock	6	69	11.5	1
	Walter Rasby	18	138	7.7	2	Lindy Pearson	6	47	7.8	0
	Dave Kopay	18	130	7.2	0	Marv Hubbard	6	36	6.0	0
122.	Fred Vanzo	17	257	15.1	0	199. Jim Austin	5	102	20.4	0
	Cecil Souders	17	203	11.9	1	Mel Gray	5	89	17.8	0
124.	Ralph Heywood	16	229	14.3	2	Stephen Starring	5	89	17.8	0
	Kent "Rip" Ryan	16	142	8.9	1	Glyn Milburn	5	77	15.4	0
	Joe Don Looney	16	133	8.3	1	Murray Evans	5	63	12.6	0
	Elmer Hackney	16	121	7.6	1	Stanley Andersen	5	59	11.8	0
128.	Craig Cotton	15	223	14.9	1	Ken Callicutt	5	59	11.8	0
	Ty Hallock	15	163	10.9	2	Vyto Kab	5	54	10.8	0



	Bob Wiese	5	53	10.6	0	Kez McCorvey	2	9	4.5	0
	Mel Groomes	5	51	10.2	1	Larry Ferguson	2	8	4.0	0
	Emil Banjavic	5	50	10.0	1	John Wietho	2	5	2.5	0
	Gary Ellerson	5	48	9.6	1	Mark Wheeler	2	2	1.0	0
	Bob Felts	5	29	5.8	0	276. Jack Johnson	1	48	48.0	1
	Reese McCall	5	28	5.6	0	Maurice Britt	1	45	45.0	1
	Hugh McElhenry	5	16	3.2	0	Gene Cook	1	43	43.0	0
214.	Bob Cifers	4	178	44.5	4	John Hall	1	42	42.0	0
	Ivan Schottel	4	147	36.8	1	Ed O'Neil	1	32	32.0	1
	Ralph Jones	4	84	21.0	0	Bill Hillman	1	25	25.0	0
	Reggie Barrett	4	67	16.8	1	Gary Danielson	1	22	22.0	1
	Chuck Behan	4	63	15.8	0	Mike Friede	1	21	21.0	0
	John Jett	4	50	12.5	0	Paul Gipson	1	21	21.0	0
	Alex Wojciechowicz	4	44	11.0	0	John Mattiford	1	21	21.0	0
	Derrick Tennell	4	43	10.8	0	Clyde Scott	1	21	21.0	0
	Chuck DeShane	4	42	10.5	0	Willie Walker	1	21	21.0	0
	Carl Painter	4	42	10.5	0	Gordon Gore	1	20	20.0	0
	Don Overton	4	38	9.5	0	Les McDonald	1	20	20.0	0
	Leon Crosswhite	4	35	8.8	0	Steve Susic	1	20	20.0	0
	Jimmie Jones	4	35	8.8	0	Mark Witte	1	19	19.0	0
	Nick Ryder	4	30	7.5	1	Hubert Hinchman	1	18	18.0	0
	Paul Moore	4	29	7.3	1	George Grimes	1	17	17.0	1
	Father Lumpkin	4	24	6.0	0	Frank Grigonis	1	17	17.0	0
	Brock Olivo	4	24	6.0	0	Hugh McInnis	1	15	15.0	0
231.	Ace Gutowsky	3	64	21.3	0	Marty Thompson	1	15	15.0	0
	David Ryan	3	62	20.7	1	John Olszewski	1	14	14.0	0
	Ray Hamilton	3	53	17.7	0	Derek Price	1	14	14.0	0
	J. Robert Smith	3	34	11.3	0	Steve Belichick	1	13	13.0	0
	Mark Lewis	3	32	10.7	1	Clarence Self	1	12	12.0	0
	Jack Christensen	3	32	10.7	0	Bob Smith	1	11	11.0	0
	Tom Hall	3	29	9.7	1	Barney Hafen	1	10	10.0	0
	Mike Hinnant	3	28	9.3	0	Sam Williams	1	10	10.0	0
	Tony Dollinger	3	25	8.3	0	Mike Corgan	1	9	9.0	0
	James McDonald	3	23	7.7	0	Chick Maggilo	1	9	9.0	0
	John Panelli	3	22	7.3	0	Charles "Pug" Vaughan	1	9	9.0	0
	Gran Harrison	3	21	7.0	0	James Wilder	1	8	8.0	1
	Peter D'Alonzo	3	16	5.3	0	Jim Cain	1	8	8.0	0
	Bruce McLenna	3	13	4.3	0	Jim Gillette	1	8	8.0	0
245.	Gerald Krall	2	61	30.5	0	Frank Sinkwich	1	8	8.0	0
	Garry Cobb	2	44	22.0	0	Perry Scott	1	7	7.0	0
	Jon McMakin	2	43	21.5	0	Vernon Turner	1	7	7.0	0
	Dick Compton	2	41	20.5	0	Andy Bolton	1	6	6.0	0
	Charlie Brown	2	38	19.0	0	Charles "Cotton" Price	1	6	6.0	0
	Paco Craig	2	29	14.5	0	Jim Thomason	1	6	6.0	0
	Troy Johnson	2	29	14.5	0	Raymond Clemens	1	5	5.0	0
	Byron Bailey	2	28	14.0	0	Iheanyi Uwaezuoke	1	5	5.0	0
	Bob Brumley	2	27	13.5	0	Roman Fortin	1	4	4.0	0
	Wayne Clark	2	27	13.5	0	Bert Kuczynski	1	4	4.0	0
	Robbie Martin	2	27	13.5	0	Bob Rowe	1	4	4.0	0
	Buddy Parker	2	27	13.5	0	D.J. Dozier	1	3	3.0	0
	Harry Seltzer	2	23	11.5	0	Nick Kowgios	1	3	3.0	0
	Mike Meade	2	21	10.5	0	Lloyd Parsons	1	3	3.0	0
	Tom Rychlec	2	21	10.5	0	Eugene Riley	1	3	3.0	0
	Warren Wells	2	21	10.5	0	Charley Sarratt	1	3	3.0	0
	Wilbur White	2	21	10.5	0	Scott Conover	1	1	1.0	1
	Fred Enke	2	20	10.0	0	Russ Bollinger	1	-1	-1.0	0
	Ollie Matson	2	20	10.0	0	Tom Colella	1	-1	-1.0	0
	Larry Knorr	2	18	9.0	0	Paul Sarminghaus	1	-1	-1.0	0
	Stillman Rouse	2	17	8.5	0	Cedric Jackson	1	-2	-2.0	0
	Mike Campbell	2	15	7.5	0	Bill Fralic	1	-4	-4.0	0
	Troy Stradford	2	15	7.5	0	Chuck Walton	1	-4	-4.0	0
	Billy Jefferson	2	14	7.0	0	Don Doll	1	-5	-5.0	0
	Jim O'Brien	2	14	7.0	0	Bill Munson	1	-6	-6.0	0
	Thomas McLemore	2	12	6.0	0	Rockne Freitas	1	-8	-8.0	0
	Eddie Payton	2	10	5.0	0	336. Jim Martin	0	10	—	0
						337. Ray Roberts	0	5	—	0

ALL-TIME PASSING

	Player	Att.	Comp.	Comp%	Yards	Avg./Att.	TD	TD%	Int.	Int%	Rating
1.	Bobby Layne	2,193	1,074	49.0	15,710	7.16	118	5.4	142	6.5	63.7
2.	Scott Mitchell	1,850	1,049	56.7	12,647	6.84	79	4.3	57	3.1	79.2
3.	Greg Landry	1,747	957	54.8	12,451	7.13	80	4.6	81	4.6	73.4
4.	Gary Danielson	1,684	952	56.5	11,885	7.06	69	4.1	71	4.2	74.7
5.	Eric Hipple	1,546	830	53.7	10,711	6.93	55	3.6	70	4.5	68.7
6.	Milt Plum	1,315	671	51.0	8,536	6.49	55	4.2	87	6.6	58.0
7.	Bill Munson	1,314	716	54.5	8,461	6.44	56	4.3	42	3.2	75.2
8.	Rodney Peete	1,125	641	57.0	8,164	7.26	38	3.4	49	4.4	72.9

THE RECORDS SECTION

9.	Earl Morrall	839	431	51.4	6,280	7.49	52	6.2	41	4.9	76.4
10.	Charlie Batch	573	324	56.5	4,135	7.22	24	4.2	13	2.3	83.8
11.	Chuck Long	602	330	54.8	3,743	6.22	19	3.2	28	4.7	64.8
12.	Tobin Rote	596	256	43.0	3,609	6.06	30	5.0	39	6.5	52.6
13.	Jim Ninowski	530	251	47.4	3,520	6.64	9	1.7	36	6.8	46.6
14.	Erik Kramer	509	281	55.2	3,408	6.70	23	4.5	19	3.7	75.5
15.	Clyde LeForce	388	197	50.8	2,961	7.63	25	6.4	37	9.5	58.1
16.	Bob Gagliano	391	204	52.2	2,861	7.32	16	4.1	22	5.6	66.2
17.	Karl Sweetan	486	231	47.5	2,710	5.58	14	2.9	25	5.1	53.1
18.	Fred Enke	425	187	44.0	2,567	6.04	22	5.2	30	7.1	51.8
19.	Jeff Komlo	429	214	49.9	2,554	5.95	12	2.8	27	6.3	51.6
20.	Gus Frerotte	288	175	60.8	2,117	7.35	9	3.1	7	2.4	83.6
21.	Joe Reed	325	145	44.6	1,920	5.91	14	4.3	18	5.5	55.2
22.	Frank Sinkwich	274	108	39.4	1,759	6.42	19	6.9	40	14.6	45.2
23.	Dave Krieg	212	131	61.8	1,629	7.68	14	6.6	3	1.4	101.7
24.	Rusty Hilger	306	126	41.2	1,558	5.09	7	2.3	12	3.9	48.9
25.	Joe Ferguson	209	104	49.8	1,305	6.24	9	4.3	10	4.8	64.0
26.	Dave Ryan	198	86	43.4	1,296	6.55	9	4.5	27	13.6	41.1
27.	Tom Dublinski	174	92	52.9	1,286	7.39	8	4.6	13	7.5	61.1
28.	Dutch Clark	198	97	49.0	1,235	6.24	8	4.0	18	9.1	44.5
29.	Andre Ware	161	83	51.6	1,112	6.91	5	3.1	8	5.0	63.5
30.	Chuck Fenenbock	168	65	38.7	1,092	6.50	10	6.0	20	11.9	41.7
31.	Harry Gilmer	168	85	50.6	936	5.57	6	3.6	7	4.2	62.0
32.	Dwight Sloan	148	63	42.6	918	6.20	2	1.4	11	7.4	36.9
33.	Frank Reich	140	74	52.9	889	6.35	5	3.6	6	4.3	66.6
34.	Roy Zimmerman	138	57	41.3	867	6.28	7	5.1	9	6.5	52.4
35.	Frank Tripucka	145	62	42.8	833	5.74	9	6.2	14	9.7	42.8
36.	Charles "Cotton" Price	151	58	38.4	830	5.50	6	4.0	19	12.6	30.7
37.	Byron "Whizzer" White	142	57	40.1	799	5.63	2	1.4	17	12.0	24.1
38.	Don Majkowski	122	70	57.4	715	5.86	4	3.3	3	2.5	75.0
39.	Glenn Sphersell	138	43	31.2	637	4.62	4	2.9	21	15.2	17.4
40.	Bill Shepherd	97	37	38.1	620	6.39	3	3.1	14	14.4	31.2
41.	Todd Hons	92	43	46.7	552	6.00	5	5.4	5	5.4	61.5
42.	Vern Huffman	108	32	29.6	484	4.48	3	2.8	14	13.0	15.4
43.	Jim Hardy	59	28	47.5	434	7.36	3	5.1	5	8.5	53.9
44.	Bob Westfall	53	27	50.9	428	8.08	5	9.4	7	13.2	70.0
45.	Jim Cain	67	22	32.8	359	5.36	2	3.0	7	10.4	22.1
46.	George Izo	59	24	40.7	357	6.05	2	3.4	6	10.2	32.9
47.	Darrell Tully	75	20	26.7	356	4.75	2	2.7	13	17.3	16.2
48.	Ernie Caddel	29	12	41.4	350	12.07	3	10.3	4	13.8	81.8
49.	John Pingel	48	27	56.3	343	7.15	3	6.3	4	8.3	64.8
50.	Scott Hunter	41	18	43.9	321	7.83	1	2.4	1	2.4	69.3
51.	Harry Hopp	79	25	31.6	318	4.03	0	0.0	14	17.7	5.6
52.	Tom Collela	72	29	40.3	281	3.90	0	0.0	8	11.1	12.3
53.	Chet Wetterlund	44	13	29.5	230	5.23	0	0.0	10	22.7	9.3
54.	John Witkowski	35	13	37.1	210	6.00	0	0.0	0	0.0	58.0
55.	Ace Gutowsky	49	13	26.5	199	4.06	2	4.1	10	20.4	18.0
56.	Mike Machurek	43	14	32.6	193	4.49	0	0.0	6	14.0	8.3
	Bob Hoernschemeyer	26	11	42.3	193	7.42	10	38.5	5	19.2	68.3
58.	Jerry Reichow	35	12	34.3	187	5.34	0	0.0	3	8.6	17.2
59.	Billy Jefferson	72	18	25.0	181	2.51	0	0.0	9	12.5	0.0
60.	Ned Mathews	42	13	31.0	178	4.24	3	7.1	2	4.8	49.5
61.	Joe Margucci	31	13	41.9	171	5.52	1	3.2	5	16.1	31.2
62.	Bill DeCorrevont	19	8	42.1	155	8.16	2	10.5	2	10.5	66.7
63.	Frank Christensen	35	11	31.4	137	3.91	0	0.0	4	11.4	5.0
64.	Dick Booth	8	5	62.5	135	16.88	2	25.0	1	12.5	106.3
65.	Gene Gedman	5	2	40.0	111	22.20	1	20.0	0	0.0	127.1
66.	Charles "Pug" Vaughan	15	7	46.7	104	6.93	2	13.3	2	13.3	69.9
	Elmer "Tippy" Madarik	14	7	50.0	104	7.43	1	7.1	0	0.0	98.5
68.	Tom Skladany	8	5	62.5	81	10.13	0	0.0	0	0.0	96.4
69.	Doak Walker	28	7	25.0	75	2.68	2	7.1	2	7.1	33.6
70.	Murray Evans	22	8	36.4	72	3.27	0	0.0	3	13.6	6.4
	Joel McCoy	18	6	33.3	72	4.00	0	0.0	4	22.2	6.9
	Larry Walton	3	2	66.7	72	24.00	1	33.3	0	0.0	149.3
73.	Dick Weber	22	6	27.3	70	3.18	0	0.0	5	22.7	0.8
74.	Joe Stringfellow	13	5	38.5	67	5.15	0	0.0	2	15.4	16.0
75.	James Jones	10	3	30.0	62	6.20	1	10.0	1	10.0	46.7
	Bill Stiits	3	2	66.7	62	20.67	1	33.3	1	33.3	109.7
77.	Tom Watkins	1	1	100.0	58	58.00	1	100.0	0	0.0	158.3
78.	Jackie Lowther	10	7	70.0	54	5.40	0	0.0	2	20.0	43.3
79.	Charley Sarratt	1	1	100.0	48	48.00	0	0.0	0	0.0	118.8
80.	Mickey Sanzotta	16	4	25.0	45	2.81	0	0.0	0	0.0	39.6
81.	Nick Pietrosante	2	1	50.0	37	18.50	0	0.0	1	50.0	56.3
82.	Larry Swider	1	1	100.0	36	36.00	0	0.0	0	0.0	118.8
83.	Doug Nott	10	2	20.0	35	3.50	0	0.0	2	20.0	2.1
	Lloyd Cardwell	2	1	50.0	35	17.50	0	0.0	0	0.0	95.8
	Mickey Zolko	1	1	100.0	35	35.00	0	0.0	0	0.0	118.8



RECORDS

DETROIT LIONS

86.	Bill Callihan	8	3	37.5	34	4.25	1	12.5	4	50.0	51.0
87.	Bill Cappleman	11	5	45.5	33	3.00	0	0.0	1	9.1	14.6
88.	Jack Concannon	2	1	50.0	30	15.00	0	0.0	0	0.0	95.8
89.	Kent "Rip" Ryan	11	2	18.2	27	2.45	0	0.0	0	0.0	39.6
90.	Bob Cifers	6	2	33.3	24	4.00	0	0.0	1	16.7	6.9
	Bill Dudley	5	3	60.0	24	4.80	2	40.0	1	20.0	72.1
92.	Earl McCullouch	1	1	100.0	23	23.00	0	0.0	0	0.0	118.8
	Milt Piepul	1	1	100.0	23	23.00	0	0.0	0	0.0	118.8
94.	Earl "Jug" Girard	7	1	14.3	19	2.71	0	0.0	0	0.0	39.6
95.	Elmer Hackney	4	2	50.0	18	4.50	0	0.0	0	0.0	62.5
96.	Jerry Golsteyn	9	2	22.2	16	1.78	0	0.0	2	22.2	0.0
	Tom Myers	6	3	50.0	16	2.67	0	0.0	2	33.3	16.7
98.	Herman Weaver	3	1	33.3	14	4.67	0	0.0	0	0.0	49.3
99.	Barry Sanders	4	1	25.0	11	2.75	0	0.0	1	25.0	0.0
	Ivan Trebotich	1	1	100.0	8	8.00	0	0.0	0	0.0	100.0
	Art Van Tone	4	1	25.0	7	1.75	0	0.0	1	25.0	0.0
	Wilbur Summers	1	1	100.0	5	5.00	0	0.0	0	0.0	87.5
	Sonny Gibbs	3	1	33.3	3	1.00	0	0.0	1	33.3	2.8
104.	Ken "Ike" Peterson	6	0	0.0	0	0.00	0	0.0	1	16.7	0.0
	Jim Jones	4	0	0.0	0	0.00	0	0.0	1	25.0	0.0
	Yale Lary	4	0	0.0	0	0.00	0	0.0	0	0.0	39.6
	Terry Barr	3	0	0.0	0	0.00	0	0.0	0	0.0	39.6
	Howard "Hopalong" Cassidy	3	0	0.0	0	0.00	0	0.0	1	33.3	0.0
	Mel Farr	3	0	0.0	0	0.00	0	0.0	0	0.0	39.6
	Lindy Pearson	3	0	0.0	0	0.00	0	0.0	3	100.0	0.0
	Marlin Briscoe	2	0	0.0	0	0.00	0	0.0	0	0.0	39.6
	David Hill	2	0	0.0	0	0.00	0	0.0	1	50.0	0.0
	Dan Lewis	2	0	0.0	0	0.00	0	0.0	0	0.0	39.6
	Bob Rowe	2	0	0.0	0	0.00	0	0.0	0	0.0	39.6
	Jim Arnold	1	0	0.0	0	0.00	0	0.0	0	0.0	39.6
	Greg Barton	1	0	0.0	0	0.00	0	0.0	0	0.0	39.6
	Mike Black	1	0	0.0	0	0.00	0	0.0	0	0.0	39.6
	Matt Blundin	1	0	0.0	0	0.00	0	0.0	1	100.0	0.0
	Chuck DeShane	1	0	0.0	0	0.00	0	0.0	0	0.0	39.6
	Bobby Felts	1	0	0.0	0	0.00	0	0.0	0	0.0	39.6
	Gordon Gore	1	0	0.0	0	0.00	0	0.0	0	0.0	39.6
	John Hall	1	0	0.0	0	0.00	0	0.0	0	0.0	39.6
	Pat Harder	1	0	0.0	0	0.00	0	0.0	0	0.0	39.6
	Ken Jenkins	1	0	0.0	0	0.00	0	0.0	0	0.0	39.6
	Ron Jessie	1	0	0.0	0	0.00	0	0.0	0	0.0	39.6
	John Jett	1	0	0.0	0	0.00	0	0.0	0	0.0	39.6
	Horace King	1	0	0.0	0	0.00	0	0.0	0	0.0	39.6
	Gary Lowe	1	0	0.0	0	0.00	0	0.0	1	100.0	0.0
	Amos Marsh	1	0	0.0	0	0.00	0	0.0	0	0.0	39.6
	Don McIlhenny	1	0	0.0	0	0.00	0	0.0	0	0.0	39.6
	Alvin Moore	1	0	0.0	0	0.00	0	0.0	0	0.0	39.6
	Buddy Parker	1	0	0.0	0	0.00	0	0.0	1	100.0	0.0
	Eddie Payton	1	0	0.0	0	0.00	0	0.0	0	0.0	39.6
	Brett Perriman	1	0	0.0	0	0.00	0	0.0	0	0.0	39.6
	Tracy Porter	1	0	0.0	0	0.00	0	0.0	0	0.0	39.6
	Freddie Scott	1	0	0.0	0	0.00	0	0.0	0	0.0	39.6
	Leonard Thompson	1	0	0.0	0	0.00	0	0.0	0	0.0	39.6
	Wilbur White	1	0	0.0	0	0.00	0	0.0	1	100.0	0.0
	Sam Wyche	1	0	0.0	0	0.00	0	0.0	1	100.0	0.0
140.	Mark Royals	1	1	100.0	-8	-8.00	0	0.0	0	0.0	79.2

ALL-TIME SCORING

	Player	TD	Ru	Pa	Misc	PAT	FG	2 pt	S	Total
1.	Eddie Murray	0	0	0	0	381	244	0	0	1,113
2.	Jason Hanson	0	0	0	0	275	194	0	0	857
3.	Barry Sanders	109	99	10	0	0	0	0	0	654
4.	Errol Mann	0	0	0	0	213	141	0	0	636
5.	Doak Walker	34	12	21	1	183	49	0	0	534
6.	Herman Moore	59	0	59	0	0	0	2	0	358
7.	Wayne Walker	2	0	0	2	172	53	0	1	345
8.	Billy Sims	47	42	5	0	0	0	0	0	282
9.	Jim Martin	0	0	0	0	91	56	0	0	259
10.	Dutch Clark	27	24	3	0	56	12	0	0	254
11.	Leonard Thompson	39	3	35	1	0	0	0	0	234
12.	Terry Barr	38	2	35	1	0	0	0	0	228
13.	Mel Farr	36	26	10	0	0	0	0	0	216
14.	James Jones	33	23	10	0	0	0	0	0	198
15.	Benny Ricardo	0	0	0	0	76	40	0	0	196
16.	Bobby Layne	13	13	0	0	62	18	0	0	194
17.	Leon Hart	32	5	26	1	0	0	0	0	192
	Cloyce Box	32	0	32	0	0	0	0	0	192

THE RECORDS SECTION

19.	Bill Dudley	24	5	15	4	30	5	0	0	189
20.	Charlie Sanders	31	0	31	0	0	0	0	0	186
21.	Nick Pietrosante	30	28	2	0	0	0	0	0	180
	Gail Cogdill	30	0	28	2	0	0	0	0	180
	Altie Taylor	30	24	6	0	0	0	0	0	180
24.	Johnnie Morton	29	0	28	1	0	0	0	0	174
25.	Larry Watkins	28	2	26	0	0	0	0	0	168
26.	John Greene	27	0	26	1	0	0	0	1	164
27.	Brett Perriman	25	0	25	0	0	0	3	0	156
28.	Bob Hoernschemeyer	24	17	7	0	0	0	0	0	144
29.	Pat Harder	11	8	3	0	34	14	0	0	142
30.	Dexter Bussey	23	18	5	0	0	0	0	0	138
	David Hill	23	0	23	0	0	0	0	0	138
32.	Steve Owens	22	20	2	0	0	0	0	0	132
	Howard "Hopalong" Cassidy	22	6	16	0	0	0	0	0	132
34.	Gene Gedman	21	17	4	0	0	0	0	0	126
	Ernie Caddel	21	18	2	1	0	0	0	0	126
36.	Jim Gibbons	20	0	20	0	0	0	0	0	120
	Jim Doran	20	0	19	1	0	0	0	0	120
38.	Greg Landry	19	19	0	0	0	0	0	0	114
	Freddie Scott	19	1	18	0	0	0	0	0	114
	Earl McCullouch	19	0	19	0	0	0	0	0	114
	Dorne Dibble	19	0	19	0	0	0	0	0	114
	Dan Lewis	19	16	3	0	0	0	0	0	114
43.	Jeff Chadwick	18	1	17	0	0	0	0	0	108
44.	Glenn Presnell	10	8	1	1	19	9	0	0	106
45.	Bill Shepherd	14	11	1	2	10	3	0	0	103
46.	Dave Middleton	17	2	15	0	0	0	0	0	102
47.	Tom Watkins	16	10	3	3	0	0	0	0	96
	Tom Nowatzke	16	12	4	0	0	0	0	0	96
	Robert Clark	16	0	16	0	0	0	0	0	96
	Pat Studstill	16	0	15	1	0	0	0	0	96
	Bob Westfall	16	11	5	0	0	0	0	0	96
	Ace Gutowsky	16	16	0	0	0	0	0	0	96
53.	Ron Jessie	14	2	10	2	0	0	0	1	86
54.	Willie Green	14	0	14	0	0	0	0	0	84
	Rick Kane	14	12	2	0	0	0	0	0	84
	Richard Johnson	14	0	14	0	0	0	0	0	84
	Pete Mandley	14	1	11	2	0	0	0	0	84
	Lew Carpenter	14	9	4	1	0	0	0	0	84
	Horace King	14	9	5	0	0	0	0	0	84
	Garry James	14	12	2	0	0	0	0	0	84
	Amos Marsh	14	11	3	0	0	0	0	0	84
62.	Tommy Vardell	13	12	1	0	0	0	0	0	78
	Rodney Peete	13	13	0	0	0	0	0	0	78
	Lloyd Cardwell	13	8	5	0	0	0	0	0	78
	Jack Christensen	13	2	0	11	0	0	0	0	78
	Eric Hipple	13	13	0	0	0	0	0	0	78
	Frank Sinkwich	8	7	0	1	24	2	0	0	78
	Garo Yepremian	0	0	0	0	33	15	0	0	78
69.	Chuck Hanneman	5	1	4	0	19	7	0	0	70
70.	Lem Barney	11	0	0	11	0	0	0	0	66
	Earl "Jug" Girard	11	2	9	0	0	0	0	0	66
72.	Germane Crowell	10	0	10	0	0	0	1	0	62
	Milt Plum	5	5	0	0	14	6	0	0	62
74.	Scott Mitchell	10	10	0	0	0	0	0	0	60
	Ray Jarvis	10	0	10	0	0	0	0	0	60
	Jim Ninowski	10	10	0	0	0	0	0	0	60
	Harry Hopp	10	5	3	2	0	0	0	0	60
	Elmer Hackney	10	8	1	1	0	0	0	0	60
	Harry Ebbing	10	0	7	3	0	0	0	0	60
80.	Byron "Whizzer" White	9	7	1	1	2	0	0	0	56
81.	Bill Callihan	5	1	4	0	25	0	0	0	55
82.	Mark Nichols	9	0	9	0	0	0	0	0	54
	Ken Webb	9	8	1	0	0	0	0	0	54
84.	Augie Lio	1	0	0	1	38	2	0	0	50
85.	Ulysses Norris	8	0	8	0	0	0	0	0	48
	John Henry Johnson	8	7	1	0	0	0	0	0	48
	Gary Danielson	8	7	1	0	0	0	0	0	48
	Derrick Moore	8	7	1	0	0	0	0	0	48
89.	Leroy Zimmerman	0	0	0	0	30	5	0	0	45
90.	Steve Mike-Mayer	0	0	0	0	19	8	0	0	43
91.	Mel Gray	7	0	0	7	0	0	0	0	42
	Joe Margucci	7	4	3	0	0	0	0	0	42
	Joe Don Looney	7	6	1	0	0	0	0	0	42
	David Lewis	7	0	7	0	0	0	0	0	42



RECORDS

DETROIT LIONS

	Bob Mann	7	0	7	0	0	0	0	42
	Bill Gambrell	7	0	7	0	0	0	0	42
	Bill Bowman	7	3	3	1	0	0	0	42
	Art Van Tone	7	1	5	1	0	0	0	42
99.	Regis Monahan	1	0	0	1	7	9	0	40
	Gerry Perry	0	0	0	0	19	7	0	40
101.	Jack Matheson	6	0	5	1	0	0	1	38
	Jim O'Brien	0	0	0	0	14	8	0	38
103.	Yale Lary	6	0	0	6	0	0	0	36
	Tobin Rote	6	6	0	0	0	0	0	36
	Lawrence Gaines	6	5	1	0	0	0	0	36
	Clyde LeForce	6	2	3	1	0	0	0	36
	Camp Wilson	6	6	0	0	0	0	0	36
	David Sloan	6	0	6	0	0	0	0	36
109.	Merv Pregulman	0	0	0	0	0	0	0	36
110.	Nick Eddy	5	3	2	0	0	26	2	32
	Levi Johnson	5	0	0	5	0	0	0	30
	Jerry Reichow	5	0	5	0	0	0	0	30
	Don McIlhenny	5	3	2	0	0	0	0	30
	Dave Diehl	5	0	4	1	0	0	0	30
	Carl Bland	5	0	5	0	0	0	0	30
	Bill Triplett	5	4	1	0	0	0	0	30
	Alvin Moore	5	4	1	0	0	0	0	30
118.	Monk Moscrip	2	0	1	1	15	0	0	27
	Jerry DePoyster	0	0	0	0	18	3	0	27
120.	Frank Christensen	4	2	2	0	2	0	0	26
121.	Wally Triplett	4	1	0	3	0	0	0	24
	Steve Junker	4	0	4	0	0	0	0	24
	Scott Williams	4	3	1	0	0	0	0	24
	Rob Rubick	4	1	3	0	0	0	0	24
	Ollie Cline	4	3	1	0	0	0	0	24
	Ned Mathews	4	1	1	2	0	0	0	24
	Mike Lucci	4	0	0	4	0	0	0	24
	Marlin Briscoe	4	0	4	0	0	0	0	24
	Luther Blue	4	0	4	0	0	0	0	24
	Jessie Thompson	4	0	4	0	0	0	0	24
	Howard Weiss	4	3	0	1	0	0	0	24
	Gary Ellerson	4	3	1	0	0	0	0	24
	Dwight Sloan	4	4	0	0	0	0	0	24
	Dick LeBeau	4	0	0	4	0	0	0	24
	Bob Gagliano	4	4	0	0	0	0	0	24
	Bob Cifers	4	0	4	0	0	0	0	24
	Bill Malinchak	4	0	4	0	0	0	0	24
	Aubrey Matthews	4	0	4	0	0	0	0	24
	Ron Rivers	4	3	1	0	0	0	0	24
	Terry Fair	4	0	0	4	0	0	0	24
	Sedrick Irvin	4	4	0	0	0	0	0	24
	Rich Karlis	0	0	0	0	12	4	0	24
	Mike Prindle	0	0	0	0	6	6	0	24
144.	Chuck DeShane	2	0	0	2	10	0	0	22
145.	Dave Ryan	3	2	0	1	0	1	0	21
146.	George Jamison	3	0	0	3	0	0	1	20
147.	Willie Clay	3	0	0	3	0	0	0	18
	William White	3	0	0	3	0	0	0	18
	Terry Greer	3	0	3	0	0	0	0	18
	Steve Belichick	3	2	0	1	0	0	0	18
	Sam Williams	3	0	0	3	0	0	0	18
	Ray Williams	3	1	1	1	0	0	0	18
	Pete Chryplewicz	3	0	3	0	0	0	0	18
	Larry Hand	3	0	0	3	0	0	0	18
	Ken "Ike" Peterson	3	3	0	0	0	0	0	18
	John Wright	3	0	2	1	0	0	0	18
	John Schneller	3	0	3	0	0	0	0	18
	Joe Schmidt	3	0	0	3	0	0	0	18
	Jimmie Giles	3	0	3	0	0	0	0	18
	Jeff Campbell	3	0	3	0	0	0	0	18
	J. Robert Smith	3	0	0	3	0	0	0	18
	Ed O'Neil	3	0	1	2	0	0	0	18
	Ed Klewicki	3	0	2	1	0	0	0	18
	Ed Frutig	3	0	3	0	0	0	0	18
	Earl Morrall	3	3	0	0	0	0	0	18
	Don Doll	3	1	0	2	0	0	0	18
	Chuck Fenenbock	3	1	1	1	0	0	0	18
	Anthony Carter	3	0	3	0	0	0	0	18
	Cory Schlesinger	3	0	3	0	0	0	0	18
			3	0	0	0	0	0	18

THE RECORDS SECTION

	Charlie Batch	3	3	0	0	0	0	0	0	18
	Bob Thomas	0	0	0	0	3	5	0	0	18
173.	Charles "Cotton" Price	2	2	0	0	4	0	0	0	16
174.	Tracy Scroggins	2	0	0	2	0	0	0	1	14
	Bennie Blades	2	0	0	2	0	0	0	1	14
176.	John Helms	0	0	0	0	4	3	0	0	13
177.	Wayne Rasmussen	2	0	0	2	0	0	0	0	12
	Vince Thompson	2	2	0	0	0	0	0	0	12
	Vern Huffman	2	1	0	1	0	0	0	0	12
	Ty Hallock	2	0	2	0	0	0	0	0	12
	Rodney Holman	2	0	2	0	0	0	0	0	12
	Robbie Martin	2	0	0	2	0	0	0	0	12
	Reggie Brown	2	0	0	2	0	0	0	0	12
	Ray Oldham	2	0	0	2	0	0	0	0	12
	Ray Crockett	2	0	0	2	0	0	0	0	12
	Ralph Heywood	2	0	2	0	0	0	0	0	12
	Peter Kmetovich	2	0	2	0	0	0	0	0	12
	Nick Ryder	2	1	1	0	0	0	0	0	12
	Mike Weger	2	0	0	2	0	0	0	0	12
	Lindy Pearson	2	2	0	0	0	0	0	0	12
	Leon Crosswhite	2	2	0	0	0	0	0	0	12
	Kent "Rip" Ryan	2	1	1	0	0	0	0	0	12
	Karl Sweetan	2	2	0	0	0	0	0	0	12
	Karl Bernard	2	2	0	0	0	0	0	0	12
	Jon Staggers	2	0	2	0	0	0	0	0	12
	John Hilton	2	0	2	0	0	0	0	0	12
	Joe Watt	2	0	2	0	0	0	0	0	12
	Joe Reed	2	2	0	0	0	0	0	0	12
	Jim Callahan	2	2	0	0	0	0	0	0	12
	Jeff Kormlo	2	2	0	0	0	0	0	0	12
	Jack Johnson	2	0	1	1	0	0	0	0	12
	Father Lumpkin	2	1	0	1	0	0	0	0	12
	Eric Lynch	2	2	0	0	0	0	0	0	12
	Eddie Payton	2	0	0	2	0	0	0	0	12
	Dick Booth	2	1	1	0	0	0	0	0	12
	Danny Bradley	2	0	2	0	0	0	0	0	12
	Byron Bailey	2	2	0	0	0	0	0	0	12
	Bryant Westbrook	2	0	0	2	0	0	0	0	12
	Bobby Williams	2	0	0	2	0	0	0	0	12
	Bobby Felts	2	2	0	0	0	0	0	0	12
	Bob Keene	2	0	2	0	0	0	0	0	12
	Bo Robinson	2	2	0	0	0	0	0	0	12
	Billy Jefferson	2	1	0	1	0	0	0	0	12
	Bill Munson	2	2	0	0	0	0	0	0	12
	Bill Fisk	2	0	2	0	0	0	0	0	12
	Bill DeCorrevont	2	0	2	0	0	0	0	0	12
	Andy Farkas	2	0	2	0	0	0	0	0	12
	Alvin Hall	2	0	0	2	0	0	0	0	12
	Al Barnes	2	0	2	0	0	0	0	0	12
	Walter Rasby	2	0	2	0	0	0	0	0	12
	Darrell Grymes	2	0	2	0	0	0	0	0	12
	Greg Hill	2	2	0	0	0	0	0	0	12
223.	Darius McCord	1	0	0	1	0	0	0	2	10
224.	Phillip Martinovich	0	0	0	0	0	3	0	0	9
225.	Sonny Gandee	1	0	0	1	0	0	0	1	8
	Jerry Ball	1	0	0	1	0	0	0	1	8
	Brian Stablein	1	0	1	0	0	0	1	0	8
	Doug English	0	0	0	0	0	0	0	4	8
229.	Devon Mitchell	1	0	0	1	0	0	0	0	6
	William Swiacki	1	0	1	0	0	0	0	0	6
	William Gay	1	0	0	1	0	0	0	0	6
	Walt Williams	1	0	0	1	0	0	0	0	6
	Tracy Porter	1	0	1	0	0	0	0	0	6
	Tracy Hayworth	1	0	0	1	0	0	0	0	6
	Tony Calvelli	1	0	0	1	0	0	0	0	6
	Tommie Boyd	1	0	1	0	0	0	0	0	6
	Tom Hupke	1	0	0	1	0	0	0	0	6
	Tom Hall	1	0	1	0	0	0	0	0	6
	Tom Dublinski	1	1	0	0	0	0	0	0	6
	Ted Cremer	1	0	1	0	0	0	0	0	6
	Ted Cook	1	0	1	0	0	0	0	0	6
	Stephen Boyd	1	0	0	1	0	0	0	0	6
	Sheldon White	1	0	0	1	0	0	0	0	6
	Scott Hunter	1	1	0	0	0	0	0	0	6
	Scott Conover	1	0	1	0	0	0	0	0	6



RECORDS

DETROIT LIONS

Rudy Redmond	1	0	0	1	0	0	0	0	6
Roy Zimmerman	1	1	0	0	0	0	0	0	6
Ron Kramer	1	0	1	0	0	0	0	0	6
Ricky Smith	1	0	0	1	0	0	0	0	6
Richard Rifenburg	1	0	1	0	0	0	0	0	6
Reggie Pinkney	1	0	0	1	0	0	0	0	6
Reggie Barrett	1	0	1	0	0	0	0	0	6
Raymond "Butch" Morse	1	0	1	0	0	0	0	0	6
Paul Moore	1	0	1	0	0	0	0	0	6
Mike Wells	1	0	0	1	0	0	0	0	6
Mike Johnson	1	0	0	1	0	0	0	0	6
Mike Farr	1	0	1	0	0	0	0	0	6
Melvin Jenkins	1	0	0	1	0	0	0	0	6
Mel Grooms	1	0	1	0	0	0	0	0	6
Maurice Britt	1	0	1	0	0	0	0	0	6
Marv Hubbard	1	1	0	0	0	0	0	0	6
Mark Lewis	1	0	1	0	0	0	0	0	6
Luther Bradley	1	0	0	1	0	0	0	0	6
LaVern Torgeson	1	0	0	1	0	0	0	0	6
Larry Vargo	1	0	0	1	0	0	0	0	6
Larry Ball	1	0	0	1	0	0	0	0	6
Ken Jenkins	1	1	0	0	0	0	0	0	6
Kelly Mote	1	0	1	0	0	0	0	0	6
Johnnie Robinson	1	0	0	1	0	0	0	0	6
John Pingel	1	1	0	0	0	0	0	0	6
John Henderson	1	0	1	0	0	0	0	0	6
Joe Ferguson	1	1	0	0	0	0	0	0	6
Jimmy Williams	1	0	0	1	0	0	0	0	6
Jimmie Jones	1	1	0	0	0	0	0	0	6
Jim Cain	1	0	0	1	0	0	0	0	6
Jerry Holmes	1	0	0	1	0	0	0	0	6
Jason Phillips	1	0	1	0	0	0	0	0	6
James Wilder	1	0	1	0	0	0	0	0	6
James Hunter	1	0	0	1	0	0	0	0	6
J.D. Hill	1	0	1	0	0	0	0	0	6
Ivan Schottel	1	0	1	0	0	0	0	0	6
Herman Hunter	1	0	1	0	0	0	0	0	6
Harely Sewell	1	0	0	1	0	0	0	0	6
Gil Mains	1	0	0	1	0	0	0	0	6
George Grimes	1	0	1	0	0	0	0	0	6
Gene Washington	1	0	1	0	0	0	0	0	6
Gary Lee	1	0	1	0	0	0	0	0	6
Fred Enke	1	1	0	0	0	0	0	0	6
Frank Tripucka	1	1	0	0	0	0	0	0	6
Frank Grigonis	1	1	0	0	0	0	0	0	6
Erik Kramer	1	1	0	0	0	0	0	0	6
Eric Truvillian	1	0	1	0	0	0	0	0	6
Emil Banjavic	1	0	1	0	0	0	0	0	6
Elmer "Tippy" Madarik	1	1	0	0	0	0	0	0	6
Dick Jauron	1	0	0	1	0	0	0	0	6
Dick "Night Train" Lane	1	0	0	1	0	0	0	0	6
Del Ritchhart	1	0	0	1	0	0	0	0	6
David Ryan	1	0	1	0	0	0	0	0	6
Darrell Tully	1	1	0	0	0	0	0	0	6
Craig Cotton	1	0	1	0	0	0	0	0	6
Corey Raymond	1	0	0	1	0	0	0	0	6
Clarence Self	1	0	0	1	0	0	0	0	6
Chris Spielman	1	0	0	1	0	0	0	0	6
Chick Maggiolo	1	0	0	1	0	0	0	0	6
Cecil Souders	1	0	1	0	0	0	0	0	6
Carl Karilivacz	1	0	0	1	0	0	0	0	6
Bobby Thompson	1	1	0	0	0	0	0	0	6
Bob Pickard	1	0	1	0	0	0	0	0	6
Bob Bell	1	0	0	1	0	0	0	0	6
Bill Swain	1	0	0	1	0	0	0	0	6
Bill Stits	1	0	0	1	0	0	0	0	6
Bill Moore	1	0	1	0	0	0	0	0	6
Ben Hightower	1	0	1	0	0	0	0	0	6
Ben Davis	1	0	0	1	0	0	0	0	6
Angelo King	1	0	0	1	0	0	0	0	6
Alex Wojchiechowicz	1	0	0	1	0	0	0	0	6
Jimmy Allen	1	0	0	1	0	0	0	0	6
Allen Aldridge	1	0	0	1	0	0	0	0	6
Luther Elliss	1	0	0	1	0	0	0	0	6
Desmond Howard	1	0	0	1	0	0	0	0	6
Roger Brown	0	0	0	0	0	0	0	3	6
Bruce Maher	0	0	0	0	0	0	0	3	6

THE RECORDS SECTION

323.	Damon Tassos	0	0	0	0	3	0	0	0	3
	Ted Pavelec	0	0	0	0	0	1	0	0	3
	Robert Nelson	0	0	0	0	0	1	0	0	3
326.	Mike Fanning	0	0	0	0	0	0	0	1	2
	John Prchlik	0	0	0	0	0	0	0	1	2
	Jim Mitchell	0	0	0	0	0	0	0	1	2
	Gary Lowe	0	0	0	0	0	0	0	1	2
	Ernie Price	0	0	0	0	0	0	0	1	2
	Eddie Cole	0	0	0	0	0	0	0	1	2
	Dennis Gaubatz	0	0	0	0	0	0	0	1	2
	Bob Long	0	0	0	0	0	0	0	1	2
	Alex Karras	0	0	0	0	0	0	0	1	2
335.	Sam Busich	0	0	0	0	1	0	0	0	1
	Mickey Zofko	0	0	0	0	1	0	0	0	1
	Jim Hardy	0	0	0	0	1	0	0	0	1
	Team	0	0	0	0	0	0	0	10	20

ALL-TIME INTERCEPTIONS LIST

	Player	Int.	Yards	Avg.	TD						
1.	Dick LeBeau	62	762	12.3	3	60.	Elmer Hackney	5	135	27.0	0
2.	Lem Barney	56	1,077	19.2	7		Byron White	5	119	23.8	1
3.	Yale Lary	50	787	15.7	2		Bryant Westbrook	5	113	22.6	2
4.	Jack Christensen	46	717	15.6	3		Larry Hand	5	110	22.0	3
5.	Jim David	36	259	7.2	0		Terry Barr	5	91	18.2	0
6.	J. Robert Smith	29	719	24.8	3		John Greene	5	87	17.4	0
7.	James Hunter	27	279	10.3	1		Ray Oldham	5	84	16.8	2
8.	Don Doll	26	464	17.8	2		Chuck DeShane	5	78	15.6	1
9.	Joe Schmidt	24	294	12.3	2		Bob Long	5	78	15.6	0
	Jimmy Allen	24	231	9.6	0		Ed O'Neil	5	65	13.0	0
11.	Levi Johnson	21	549	26.1	5		Detrius Johnson	5	57	11.4	0
	Mike Lucci	21	308	14.7	4		Bob Wiese	5	54	10.8	0
	Dick Lane	21	272	13.0	1		Terry Taylor	5	26	5.2	0
14.	Bruce McNorton	20	111	5.6	0		Augie Lio	5	19	3.8	0
	Bobby Watkins	20	85	4.3	0	74.	Elmer Madarik	4	115	28.8	0
16.	Gary Lowe	19	257	13.5	0		Roger Brown	4	113	28.3	2
17.	Mike Weger	17	205	12.1	1		Damon Tassos	4	79	19.8	0
18.	Ray Crockett	16	244	15.3	1		Frank Sinkwich	4	67	16.8	1
	Bruce Maher	16	235	14.7	0		Walt Williams	4	60	15.0	0
	Wayne Rasmussen	16	189	11.8	2		Alex Karras	4	57	14.3	0
21.	Charlie Weaver	15	137	9.1	0		Jim Martin	4	55	13.8	0
22.	Dick Jauron	14	328	23.4	1		Harry Hopp	4	43	10.8	1
	Wayne Walker	14	163	11.6	1		Kevin Scott	4	35	8.8	0
	Alex Wojciechowicz	14	127	9.1	1		Melvin Jenkins	4	34	8.5	0
25.	William White	13	214	16.5	1		Sonny Gandee	4	29	7.3	0
	LaVern Torgeson	13	160	12.3	1		Robert Massey	4	25	6.3	0
27.	Bennie Blades	12	219	18.3	1		Chris Spielman	4	14	3.5	0
28.	Willie Clay	11	227	20.6	1	88.	Clyde Leforce	4	13	3.3	0
	Mark Carrier	11	143	13.0	0		Reggie Pinkney	3	83	27.7	1
	Jimmy Williams	11	87	7.9	0		Mike Johnson	3	71	23.7	1
31.	James Griffin	10	195	19.5	0		Roosevelt Barnes	3	69	23.0	0
	Carl Karilivacz	10	153	15.3	1		Jim Mello	3	61	20.3	0
	Bill Stits	10	91	9.1	1		Terry Fair	3	49	16.3	1
	Ryan McNeil	10	73	7.3	0		Chick Maggiolo	3	46	15.3	0
	Garry Cobb	10	66	6.6	0		Ivan Trebotich	3	46	15.3	0
36.	George Jamison	9	177	19.7	2		Tom Hall	3	45	15.0	0
	Ned Mathews	9	172	19.1	1		Sheldon White	3	44	14.7	1
	Ron Rice	9	125	13.9	0		Robert Bailey	3	39	13.0	0
	Luther Bradley	9	96	10.7	1		Harry Colon	3	31	10.3	0
	Stan White	9	80	8.9	0		Darius McCord	3	31	10.3	0
	Tom Vaughn	9	57	6.3	0		Jack Liningar	3	20	6.7	0
	Bobby L. Thompson	9	9	1.0	0		Pat Swilling	3	16	5.3	0
43.	Devon Mitchell	8	148	18.5	1		Dennis Gibson	3	15	5.0	0
	Corey Raymond	8	85	10.6	1		Al Kaporch	3	15	5.0	0
	Bill Callihan	8	62	7.8	0		Mervin Pregulman	3	15	5.0	0
46.	Dave Ryan	7	195	27.9	0		Ernie Clark	3	14	4.7	0
	Alvin Hall	7	144	20.6	1		Dick Flanagan	3	14	4.7	0
	Jerry Holmes	7	109	15.6	1		Bob DeFruiter	3	8	2.7	0
	Duane Galloway	7	104	14.9	0		Charlie West	3	7	2.3	0
50.	Bill Dudley	6	107	17.8	1		Bob Pifferini	3	3	1.0	0
	Kent "Rip" Ryan	6	65	10.8	0		Clarence Self	3	3	1.0	1
	Lloyd Cardwell	6	57	9.5	0		John Wielhe	3	3	1.0	0
	Jim Laslavic	6	53	8.8	0		Ralph Cherry	3	2	0.7	0
	Art Van Tone	6	45	7.5	0	114.	Van Malone	3	0	0.0	0
	William Graham	6	44	7.3	0		Rudy Redmond	2	91	45.5	1
	Paul Naumoff	6	38	6.3	0		Ben Davis	2	81	40.5	1
	Ken Fantetti	6	29	4.8	0		Dennis Gaubatz	2	71	35.5	0
	Jim Gillette	6	17	2.8	0		Doak Walker	2	60	30.0	0
	Joe Watt	6	6	1.0	0		Tony Calvelli	2	51	25.5	1
							Robert Nelson	2	41	20.5	0



Chuck Fenenbock	2	38	19.0	0
Lee Riley	2	38	19.0	0
Chuck Hanneman	2	34	17.0	0
Wayne Smith	2	33	16.5	0
Ken Sandifer	2	27	13.5	0
Stephen Boyd	2	22	11.0	0
Leon Hart	2	22	11.0	0
Mickey Sanzotta	2	16	8.0	0
Carl Bretschneider	2	15	7.5	0
William Gay	2	14	7.0	0
Bob Keene	2	14	7.0	0
Howard Weiss	2	14	7.0	0
Tim McKyer	2	10	5.0	0
Al "Bubba" Baker	2	9	4.5	0
Les Bingaman	2	9	4.5	0
Jim Callahan	2	8	4.0	0
Bill Schroll	2	8	4.0	0
Thurman McGraw	2	6	3.0	0
Hector Gray	2	5	2.5	0
Ted Cook	2	0	0.0	0
Greg Jeffries	2	0	0.0	0
141. Lew Carpenter	1	73	73.0	1
Bill Swain	1	50	50.0	1
Larry Vargo	1	42	42.0	1
Jim Doran	1	38	38.0	0
Ricky Smith	1	34	34.0	1
Jim Ricca	1	33	33.0	0
Jackie Lowther	1	32	32.0	0
Bob Westfall	1	30	30.0	0
Kevin Abrams	1	29	29.0	0
Scott Kowalkowski	1	29	29.0	0
Dave Whitsett	1	29	29.0	0
Chris Oldham	1	28	28.0	0
Dorne Dibble	1	26	26.0	0
Frank Grigonis	1	26	26.0	0
George Grimes	1	26	26.0	0
Max Massner	1	26	26.0	0
Melvin Groomes	1	25	25.0	0
Bruce Rhodes	1	24	24.0	0
Dick Compton	1	23	23.0	0
LeRoy Irvin	1	22	22.0	0
Sam Williams	1	22	22.0	1
Jack Matheson	1	21	21.0	0
James Harrell	1	20	20.0	0
Glen Morris	1	20	20.0	0
John Polanski	1	20	20.0	0
Dick Booth	1	18	18.0	0
Dan Bunz	1	17	17.0	0
Charles Price	1	16	16.0	0
Herb Welch	1	16	16.0	0
Emil Banjavic	1	15	15.0	0
Jim Hill	1	15	15.0	0
Ed Berrang	1	14	14.0	0
Elvin Liles	1	14	14.0	0
Ryan Stewart	1	14	14.0	0
Lou Tomasetti	1	13	13.0	0
Vince Banonis	1	12	12.0	0
Billy Jefferson	1	12	12.0	0
Frank Szymanski	1	11	11.0	0
Steve Belichick	1	10	10.0	0
Tom Colella	1	10	10.0	0
Bill Feldhaus	1	10	10.0	0
Sloko Gill	1	9	9.0	0
John Hall	1	9	9.0	0
Ben Hightower	1	9	9.0	0
Jimmy Hill	1	9	9.0	0
John Bostic	1	8	8.0	0
Ted Cremer	1	8	8.0	0
Keith Ferguson	1	7	7.0	0
Jack Dugger	1	6	6.0	0
Robert Porcher	1	5	5.0	0
Joe Watson	1	5	5.0	0
Richard Jordan	1	4	4.0	0
Harley Sewell	1	4	4.0	0
Dwight Sloan	1	4	4.0	0
William Frizzell	1	3	3.0	0
Charles Benson	1	2	2.0	0
Gerry Conlee	1	2	2.0	0
Clint Kriewaldt	1	2	2.0	0

Joh Panelli	1	2	2.0	0
Eric Williams	1	2	2.0	0
Mike Burns	1	1	1.0	0
Dan Owens	1	1	1.0	0
Don Panciera	1	1	1.0	0
Russ Thomas	1	1	1.0	0
Bruce Alexander	1	0	0.0	0
Mike Coter	1	0	0.0	0
Miller Farr	1	0	0.0	0
Rob Fredrickson	1	0	0.0	0
Tony Furst	1	0	0.0	0
Tracy Hayworth	1	0	0.0	0
Victor Jones	1	0	0.0	0
Al Latimer	1	0	0.0	0
Milton Mack	1	0	0.0	0
Jim Mitchell	1	0	0.0	0
Kelley Mote	1	0	0.0	0
Niko Noga	1	0	0.0	0
Bill Quinlan	1	0	0.0	0
Tracy Scroggins	1	0	0.0	0
Dick Stovall	1	0	0.0	0
Sean Vanhorse	1	0	0.0	0
Chet Watterlund	1	0	0.0	0
Bobby Williams	1	0	0.0	0
Leroy Zimmerman	1	0	0.0	0

ALL-TIME PUNTING

Player	No.	Yards	Avg.	Blk
1. Jim Arnold	536	22,893	42.7	0
2. Yale Lary	503	22,279	44.3	4
3. Herman Weaver	436	17,715	40.6	1
4. Mike Black	272	11,181	41.1	0
5. Tom Skladany	268	11,363	42.4	0
6. Pat Studstill	187	7,925	42.4	0
7. J. Robert Smith	182	7,768	42.7	1
8. John Jett	236	10,105	42.8	2
9. Earl "Jug" Girard	129	5,343	41.4	0
10. Mark Royals	126	5,413	43.0	0
11. Lem Barney	113	4,006	35.5	0
12. Byron White	100	4,129	41.3	0
13. Wilbur Summers	93	3,420	36.8	0
14. Larry Swider	88	3,523	40.0	0
15. Bill Dudley	72	2,760	38.3	1
16. Jerry DePoyster	71	2,868	40.4	0
Harry Hopp	71	2,825	39.8	0
18. Greg Montgomery	63	2,782	44.2	0
19. Frank Sinkwich	57	2,396	42.0	0
20. Doak Walker	50	1,956	39.1	1
21. Roy Zimmerman	49	2,078	42.4	2
22. Earl Morrall	46	1,818	39.5	0
23. Johnny Pingel	34	1,438	42.3	0
24. Chuck Fenenbock	33	1,265	38.3	0
25. Bob Cifers	30	1,369	45.6	0
26. Frank Tripucka	28	1,074	38.4	1
George Grimes	28	1,006	35.9	1
28. Bill Shepherd	24	890	37.1	0
29. Tom Colella	22	924	45.0	0
Camp Wilson	22	868	39.5	1
31. Billy Jefferson	20	750	37.5	0
32. Charles Price	18	713	39.6	0
33. Dave Ryan	17	668	39.3	0
34. Raymond Clemons	15	640	42.7	0
35. John Kidd	13	520	40.0	0
36. John James	12	481	40.1	0
Kent "Rip" Ryan	12	462	38.5	0
38. Chet Watterlund	11	449	40.8	0
39. Joe Stringfellow	9	363	40.3	0
40. Matt Kinzer	7	238	34.0	0
41. John Misko	6	242	40.3	0
Mitch Hoopes	6	235	39.2	0
43. Bill DeCorrevont	5	293	58.6	0
Emil Banjavic	5	235	47.0	0
Ivan Schottel	5	208	41.6	0
Jackie Lowther	5	205	41.0	0
Eddie Murray	5	192	38.4	0
Bill Malinchak	5	184	36.8	0
Charley Sarratt	5	166	33.2	0
Jason Hanson	5	152	30.4	0
51. Jim Callahan	4	182	45.5	0

THE RECORDS SECTION

	Bob Hoernschemeyer	4	147	36.8	0	Freddie Scott	8	55	6.9	0
53.	Dwight Sloan	3	97	32.3	0	Ken Ellis	8	43	5.4	0
	Rick Duncan	3	77	25.7	0	55. Bob Keene	7	128	18.3	0
55.	Art Van Tone	2	94	47.0	0	Andy Farkas	7	101	14.4	0
	Dick Compton	2	85	42.5	0	Lloyd Cardwell	7	91	13	0
	Joe Krol	2	74	37.0	0	Clyde LeForce	7	87	12.4	0
	Dom Fucci	2	72	36.0	0	Mickey Sanzotta	7	87	12.4	0
	Ned Mathews	2	61	30.5	0	Billy Jefferson	7	69	9.9	0
	Errol Mann	2	52	26.0	0	Johnnie Morton	7	48	6.9	0
61.	Bob Wiese	1	61	61.0	0	62. Desmond Howard	6	115	19.2	1
	Russell Erxleben	1	52	52.0	0	Bill DeCorvont	6	81	13.5	0
	Bill Callihan	1	44	44.0	0	Charles Price	6	80	13.3	0
	Mickey Sanzotta	1	42	42.0	0	Elmer "Tippy" Madarik	6	78	13	0
	Larry Sartori	1	42	42.0	0	Jim Callahan	6	71	11.8	0
	Dick Weber	1	42	42.0	0	Bobby Felts	6	46	7.7	0
	Milt Piepul	1	35	35.0	0	James Hunter	6	28	4.7	0
	Chuck Hanneman	1	31	31.0	0	Gary Lowe	6	8	1.3	0
	Bob Keene	1	30	30.0	0	70. Chuck DeShane	5	107	21.4	1
	Augie Lio	1	28	28.0	0	Ray Jarvis	5	62	12.4	0
	Dick Booth	1	25	25.0	0	Carl Bland	5	59	11.8	0
	Benny Ricardo	1	16	16.0	0	73. Brett Perriman	5	50	10	0
	Bob Westfall	1	11	11.0	0	74. Ken Callicutt	5	25	5	0
	Jim Jones	1	-9	-9.0	0	75. Jim Todd	5	12	2.4	0
	Team (Since '76)	15	0	0.0	15	76. Bob Westfall	4	54	13.5	0

ALL-TIME PUNT RETURNS

	Player	No.	Yards	Avg.	TD					
1.	Pete Mandley	143	1360	9.5	2	John Hall	4	38	9.5	0
2.	Lem Barney	143	1312	9.2	2	Tom Coella	4	25	6.3	0
3.	Mel Gray	132	1427	10.8	2	Bruce Maher	4	25	6.3	0
4.	Yale Lary	126	758	6	3	Jeff Campbell	4	15	3.8	0
5.	Robbie Martin	118	1118	9.5	2	Tommie Boyd	4	11	2.8	0
6.	Tom Watkins	86	928	10.8	3	Gene Gedman	4	10	2.5	0
7.	Jack Christensen	85	1084	12.8	8	83. Dave Middleton	3	30	10	0
8.	Glyn Milburn	81	717	8.9	0	Peter Kmetovic	3	26	8.7	0
9.	Pat Studstill	59	716	12.1	0	Chet Wetterlund	3	26	8.7	0
10.	Terry Barr	50	262	5.2	0	Marvin Brown	3	16	5.3	0
11.	John Arnold	47	368	7.8	0	Clyde Scott	3	14	4.7	0
12.	Terry Fair	41	286	7	0	Joe Schmidt	3	0	0	0
13.	Dick Jauron	40	405	10.1	0	89. Emil Banjavic	2	29	14.5	0
14.	Walter Stanley	36	496	13.8	0	Jackie Lowther	2	28	14	0
15.	Howard Cassady	35	292	8.3	0	J. Robert Smith	2	25	12.5	0
16.	Tom Vaughn	33	298	9	0	Randy Rich	2	18	9	0
17.	Wally Triplett	32	375	11.7	1	Bob Hoernschemeyer	2	16	8	0
18.	Charlie West	31	260	8.4	0	Sedrick Irvin	2	15	7.5	0
19.	Bill Dudley	30	448	14.9	2	Kevin Abrams	2	12	6	0
20.	Earl "Jug" Girard	29	140	4.8	0	Robert Woods	2	12	6	0
	Tom Watkins	29	105	3.6	0	Dick Compton	2	11	5.5	0
22.	Jim Steffen	28	178	6.4	0	Andy Dudish	2	10	5	0
23.	Eddie Payton	27	273	10.1	1	Jim Gillette	2	10	5	0
	Ray Williams	27	259	9.6	0	Dick Booth	2	8	4	0
25.	Ken Jenkins	24	231	9.6	0	Bill Callihan	2	5	2.5	0
26.	Vernon Turner	23	191	8.3	0	Carl Karilivacz	2	0	0	0
27.	Frank Sinkwich	22	376	17.1	0	103. Steve Belchick	1	77	77	1
	Dave Ryan	22	277	12.5	0	Elmer Hackney	1	40	40	1
29.	Byron White	19	262	13.8	0	Lou Tomasetti	1	18	18	0
30.	Doak Walker	18	284	15.8	1	Jim Gibbons	1	14	14	0
	Iheanyi Uwaezuoke	18	150	8.3	0	Al Kaporch	1	14	14	0
32.	Joe Watt	16	202	12.6	0	Rick Kane	1	13	13	0
	Jesse Thompson	16	161	10.1	0	Carl Capria	1	12	12	0
34.	Don Doll	15	162	10.8	0	Ted Cook	1	10	10	0
	Alvin Hall	15	139	9.3	0	Jack Matheson	1	10	10	0
36.	Lee Riley	14	107	7.6	0	Tony Aiello	1	9	9	0
37.	Johnnie Robinson	13	185	14.2	1	Gerald Krall	1	9	9	0
38.	Leonard Thompson	12	136	13	0	Mervin Pregulman	1	9	9	0
	Clarence Self	12	129	10.8	0	Brian Stablein	1	9	9	0
	Joe Margucci	12	123	10.3	0	Joel McCoy	1	8	8	0
	Ned Mathews	12	122	10.2	0	Dick Lane	1	6	6	0
	Danny Bradley	12	53	4.4	0	Lindy Pearson	1	6	6	0
43.	Chuck Fenenbock	11	123	11.2	0	Elvin Liles	1	5	5	0
	Tony Leonard	11	121	11	0	Wally Pesuit	1	5	5	0
	Larry Ferguson	11	108	9.8	0	George Grimes	1	4	4	0
46.	Tom Hall	10	107	10.7	0	Dave Thompson	1	4	4	0
	Harry Hopp	10	91	9.1	0	Anthony Carter	1	3	3	0
	Bobby L. Thompson	10	47	4.7	0	Bob Cifers	1	3	3	0
49.	Nick Eddy	9	40	4.4	0	Fred Enke	1	3	3	0
50.	Art Van Tone	8	117	14.6	0	Robert Massey	1	3	3	0
	Willie Clay	8	69	8.6	0	Jim Hill	1	2	2	0
	Luther Blue	8	59	7.4	0	Tommy James	1	2	2	0
						Charley Sarratt	1	2	2	0
						Walt Williams	1	1	1	0
						Mark Carner	1	0	0	0



Jim David	1	0	0	0
Melvin Jenkins	1	0	0	0
Demetrious Johnson	1	0	0	0
Hugh McElhenry	1	0	0	0
Bobby Smith	1	0	0	0
Bill Stits	1	0	0	0
Jim Teal	1	0	0	0
Garth Ten Napel	1	0	0	0
Mike Weger	1	0	0	0
Eddie Lewis	1	-1	-1	0
Glenn Prsnell*	1	—	—	1

* prior to 1941

ALL-TIME KICKOFF RETURNS

Player	No.	Yards	Avg.	TD
1. Mel Gray	216	5478	25.4	5
2. Alvin Hall	128	2819	22.0	1
3. Glyn Milburn	119	2942	24.7	0
4. Tom Watkins	91	2262	24.9	0
5. Terry Fair	85	2180	25.6	2
6. Pat Studstill	75	1924	25.7	1
7. Bobby L. Thompson	66	1517	23.0	0
8. Tom Vaughn	62	1595	25.7	0
9. Rick Kane	61	1327	21.8	0
10. Jack Christensen	59	1329	22.5	0
Robbie Martin	59	1061	18.0	0
12. Howard Cassidy	53	1112	21.0	0
13. Lem Barney	50	1274	25.5	1
Garry Lee	50	1074	21.5	0
15. Herman Hunter	49	1007	20.6	0
16. Ron Jessie	47	1237	26.3	2
17. Bobby Williams	46	1219	26.5	2
18. Ken Callicutt	44	742	16.9	0
19. Ken Jenkins	40	855	21.4	0
20. Doak Walker	38	968	25.5	0
Jimmie Jones	38	927	24.4	0
Bill Dudley	38	809	21.3	0
23. Leonard Thompson	36	799	22.2	0
24. Don Doll	32	808	25.3	0
John Arnold	32	684	21.4	0
Vernon Turner	32	653	20.4	0
27. Earl "Jug" Girard	30	648	21.6	0
Pete Mandley	30	579	19.3	0
29. Mickey Zofko	29	642	22.1	0
30. Bobby Felts	28	621	22.2	0
31. Jim Steffen	27	660	24.4	0
32. Terry Barr	26	655	25.2	1
Ken Webb	26	549	21.1	0
34. Jeff Campbell	25	384	15.4	0
35. Ron Rivers	24	477	19.9	0
36. Johnnie Morton	23	555	24.1	1
37. Yale Lary	22	495	22.5	0
Dave Ryan	22	470	21.4	0
39. Ned Mathews	21	576	27.4	1
40. James Hunter	19	491	25.8	0
Dick Jauron	19	426	22.4	0
42. Eddie Payton	18	457	25.4	1
Chuck Fenenbock	18	416	23.1	0
Bruce Maher	18	374	20.8	0
Carl Painter	18	361	20.1	0
46. Dan Lewis	17	321	18.9	0
Horace King	17	283	16.6	0
48. Carl Bland	16	337	21.1	0
Joe Watt	16	248	15.5	0
50. Gene Gedman	15	336	22.4	0
Bulch Woolfolk	15	318	21.2	0
Joe Margucci	15	293	19.5	0
Desmond Howard	15	289	19.3	0
54. Larry Walton	14	369	26.4	0
Jessie Thompson	14	346	24.7	0
Camp Wilson	14	306	21.9	0
57. Chris Oldham	13	234	18.0	0
Alvin Moore	13	230	17.7	0
59. Altie Taylor	12	295	24.6	0
Dave Middleton	12	203	16.9	0
61. Byron White	11	285	25.9	0
Frank Sinkwich	11	272	24.7	0
Paul Palmer	11	255	23.2	0
Brock Olivo	11	198	18.0	0

Bob Westfall	11	190	17.3	0
Derrick Moore	11	181	16.5	0
Eric Lynch	11	142	12.9	0
68. A.J. Jones	10	226	22.6	0
Bill DeCorrevont	10	183	18.3	0
70. Larry Ferguson	9	231	25.7	0
Ray Williams	9	228	25.3	1
Art Van Tone	9	227	25.2	1
Luther Blue	9	220	24.4	0
Elmer "Tippy" Madarik	9	200	22.2	0
Danny Bradley	9	188	20.9	0
Brett Perriman	9	124	13.8	0
Walter Stanley	9	95	10.6	0
78. Wally Triplett	8	411	51.4	1
Al Clark	8	216	27.0	0
Jim Callahan	8	174	21.8	0
Andy Farkas	8	165	20.6	0
Harry Hopp	8	165	20.6	0
Tommie Boyd	8	163	20.4	0
Stephen Starring	8	130	16.3	0
Dexter Bussey	8	111	13.9	0
86. Bill Bowman	7	202	28.9	1
J. Robert Smith	7	172	24.6	0
Nick Eddy	7	168	24.0	0
Tom Hall	7	159	22.7	0
Nick Pietrosante	7	156	22.3	0
Nat Terry	7	145	20.7	0
Lindy Pearson	7	120	17.1	0
93. Clarence Self	6	155	25.8	0
Charles Price	6	130	21.7	0
Johnnie Robinson	6	127	21.2	0
Ty Talton	6	121	20.2	0
Charlie West	6	112	18.7	0
Marvin Brown	6	106	17.7	0
Fred Enke	6	87	14.5	0
Andy Bolton	6	86	14.3	0
Jerris McPhail	6	71	11.8	0
Tom Nowatzke	6	60	10.0	0
Ed Mooney	6	43	7.2	0
104. Dick Booth	5	148	29.6	0
Barry Sanders	5	118	23.6	0
Lee Riley	5	111	22.2	0
Clyde LeForce	5	108	21.6	0
Paul Gipson	5	105	21.0	0
Bob Keene	5	105	21.0	0
Bruce Alexander	5	100	20.0	0
Paul Sarringhaus	5	95	19.0	0
Ray Jarvis	5	90	18.0	0
Chet Wetteriund	5	89	17.8	0
Oscar Smith	5	81	16.2	0
Randy Rich	5	73	14.6	0
Nick Ryder	5	70	14.0	0
Mike Weger	5	69	13.8	0
Ollie Clark	5	68	13.6	0
John Greene	5	59	11.8	0
120. Allen Williams	4	100	25.0	0
John Hall	4	86	21.5	0
Leon Hart	4	86	21.5	0
Bill Triplett	4	82	20.5	0
Tom Colella	4	74	18.5	0
Mark Nichols	4	74	18.5	0
James Caver	4	71	17.8	0
Don Overton	4	71	17.8	0
Emil Banjavic	4	69	17.3	0
Peter Kmetovic	4	62	15.5	0
D.J. Dozier	4	60	15.0	0
Jim Hooks	4	60	15.0	0
Johnny Olszewski	4	59	14.8	0
Dan Saleumua	4	57	14.3	0
Karl Bernard	4	54	13.5	0
Levi Johnson	4	51	12.8	0
Alex Wojchichowicz	4	47	11.8	0
Kelly Mote	4	44	11.0	0
Troy Stradford	4	35	8.8	0
Mike Meade	4	32	8.0	0
Kevin Scott	4	21	5.3	0
141. Billy Jefferson	3	142	47.3	1
Jim Todd	3	105	35.0	0
Joe Don Looney	3	75	25.0	0

THE RECORDS SECTION

William Graham	3	72	24.0	0	Bill Hillman	1	15	15.0	0
Hugh McElhenny	3	72	24.0	0	Gordon Jolley	1	15	15.0	0
Freddie Scott	3	72	24.0	0	Stanley Andersen	1	14	14.0	0
Tony Leonard	3	70	23.3	0	Lynn Boden	1	14	14.0	0
Clyde Scott	3	68	22.7	0	Pat Harder	1	14	14.0	0
John Panelli	3	64	21.3	0	Lou Slaby	1	14	14.0	0
Dave Whitself	3	63	21.0	0	David Sloan	1	14	14.0	0
Ollie Matson	3	61	20.3	0	Keith Washington	1	14	14.0	0
Jim Thrower	3	54	18.0	0	Mike Hennigan	1	13	13.0	0
Gary W. Anderson	3	51	17.0	0	Jim Salisbury	1	13	13.0	0
Cloyce Box	3	50	16.7	0	Ted Topor	1	13	13.0	0
Bill Sitts	3	48	16.0	0	Dick Wolt	1	13	13.0	0
Bill Callihan	3	46	15.3	0	Bill Gambrell	1	12	12.0	0
Jim Jones	3	44	14.7	0	John Prchlik	1	12	12.0	0
Ralph Jones	3	44	14.7	0	John Woodcock	1	12	12.0	0
Ernie Clark	3	42	14.0	0	Leon Crosswhite	1	11	11.0	0
Elmer Hackney	3	40	13.3	0	Ty Hallock	1	11	11.0	0
Van Malone	3	38	12.7	0	Jim Cain	1	10	10.0	0
Jim Mello	3	37	12.3	0	Donnie Elder	1	10	10.0	0
Blaine Earon	3	25	8.3	0	Aubrey Matthews	1	10	10.0	0
Larry Lee	3	25	8.3	0	Cedric Jackson	1	9	9.0	0
Sedrick Irvin	3	21	7.0	0	Dan Owens	1	9	9.0	0
Guy Dennis	3	18	6.0	0	Jerry Reichow	1	9	9.0	0
167. Joe Stringfellow	2	54	27.0	0	Ray Crockett	1	8	8.0	0
John Polanski	2	49	24.5	0	Jerry Mazzanti	1	8	8.0	0
Jason Phillips	2	43	21.5	0	Bo Robinson	1	8	8.0	0
Randall Morris	2	41	20.5	0	Larry Vargo	1	8	8.0	0
Ron Goovert	2	40	20.0	0	August Curly	1	7	7.0	0
Ken Reese	2	40	20.0	0	Sonny Gandee	1	7	7.0	0
Mickey Sanzotta	2	40	20.0	0	Joel McCoy	1	7	7.0	0
Andy Dudish	2	38	19.0	0	Cecil Souders	1	7	7.0	0
Tommy Vardell	2	38	19.0	0	Joe Schmidt	1	6	6.0	0
Jack Matheson	2	36	18.0	0	Herb Orvis	1	5	5.0	0
Willie Clay	2	34	17.0	0	Gail Cogdill	1	4	4.0	0
Robert Woods	2	34	17.0	0	Craig Cotton	1	4	4.0	0
Cory Schlesinger	2	33	16.5	0	Jim Gibbons	1	4	4.0	0
Gene Spangler	2	30	15.0	0	Dick Stanfel	1	4	4.0	0
Ed Frutig	2	29	14.5	0	Sam Williams	1	4	4.0	0
Dave Kopay	2	29	14.5	0	Les Bingham	1	3	3.0	0
Jerry Woods	2	28	14.0	0	Barry French	1	3	3.0	0
Ray Parson	2	26	13.0	0	Gil Mains	1	3	3.0	0
John Jett	2	24	12.0	0	Wally Hilgenberg	1	2	2.0	0
Jerry Ball	2	23	11.5	0	James Griffin	1	1	1.0	0
Lou Creekmur	2	23	11.5	0	Pete Metzelaars	1	1	1.0	0
Wayne Rasmussen	2	20	10.0	0	Mike Alford	1	0	0.0	0
Ken Fantetti	2	18	9.0	0	Al Barnes	1	0	0.0	0
Ken Long	2	18	9.0	0	Anthony Bell	1	0	0.0	0
Dick LeBeau	2	16	8.0	0	Howard Brown	1	0	0.0	0
Eric Andolsek	2	15	7.5	0	Robert Clark	1	0	0.0	0
Bill Fisk	2	15	7.5	0	Gene Cronin	1	0	0.0	0
Ted Cook	2	14	7.0	0	Dave D'Addio	1	0	0.0	0
Jim Martin	2	14	7.0	0	Leon Evans	1	0	0.0	0
Ken Dallafior	2	13	6.5	0	William Gay	1	0	0.0	0
Augie Lio	2	11	5.5	0	Willie Germany	1	0	0.0	0
Paul Naumoff	2	6	3.0	0	Curtis Green	1	0	0.0	0
199. Dick Compton	1	55	55.0	0	James Harrell	1	0	0.0	0
Steve Belchich	1	36	36.0	0	George Jamison	1	0	0.0	0
Ken Roskie	1	30	30.0	0	Jimmie Johnson	1	0	0.0	0
Ed Tillison	1	27	27.0	0	Mike Lucci	1	0	0.0	0
Steve Owens	1	26	26.0	0	Willie McGee	1	0	0.0	0
Monte Lee	1	25	25.0	0	Dennis McNight	1	0	0.0	0
Dick Weber	1	24	24.0	0	Bob Miller	1	0	0.0	0
Byron Bailey	1	23	23.0	0	Art Murakowski	1	0	0.0	0
Bruce Maxwell	1	20	20.0	0	Ulysses Norris	1	0	0.0	0
Ivan Schottel	1	20	20.0	0	Mike Rabold	1	0	0.0	0
Charlie Ane	1	19	19.0	0	Ken Russell	1	0	0.0	0
Lenny Dunlap	1	19	19.0	0	Matt Russell	1	0	0.0	0
Kevin Glover	1	19	19.0	0	Tom Rychlec	1	0	0.0	0
Marv Hubbard	1	18	18.0	0	Harley Sewell	1	0	0.0	0
Gerry Perry	1	18	18.0	0	Jim Simon	1	0	0.0	0
Bobby Smith	1	18	18.0	0	Frank Szymanski	1	0	0.0	0
Steve Susic	1	18	18.0	0	Charlie Weaver	1	0	0.0	0
Lou Tomasetti	1	18	18.0	0	Jim Yarbrough	1	0	0.0	0
Paul Szakash	1	17	17.0	0	Jerry Zawadzka	1	0	0.0	0
Alex Karras	1	16	16.0	0					
Bob Mann	1	16	16.0	0					
Gerry Conlee	1	15	15.0	0					
Rex Grossman	1	15	15.0	0					



Lions' Team Records

(1934-99)

SEASON

Most Rushing Attempts

Year	Att.	Games
1. 1981	596	16
2. 1980	572	16
3. 1971	532	14
1975	532	14
5. 1978	524	16
6. 1976	516	14
7. 1970	514	14
8. 1983	513	16
9. 1956	507	12
10. 1973	496	14

Most Yards Gained

Year	Yds.	Games
1. 1936	2885	12
2. 1981	2795	16
3. 1934	2763	13
4. 1980	2599	16
5. 1997	2464	16
6. 1971	2376	14
7. 1976	2213	14
8. 1983	2181	16
9. 1978	2163	16
10. 1975	2147	14

Most Passing Attempts

Year	Att.	Games
1. 1995	605	16
2. 1999	558	16
3. 1996	541	16
4. 1997	540	16
5. 1984	531	16
6. 1987	509	15
7. 1983	503	16
8. 1986	500	16
9. 1998	489	16
10. 1988	477	16

Most Pass Completions

Year	Cmp.	Games
1. 1995	362	16
2. 1999	362	16
3. 1996	309	16
4. 1997	304	16
5. 1984	298	16
6. 1986	286	16
7. 1987	275	15
8. 1998	274	16
9. 1993	264	16
10. 1983	263	16

Most Passing Yards Gained

Year	Yds.	Games
1. 1995	4510	16
2. 1984	3787	16
3. 1997	3605	16
4. 1996	3463	16
5. 1998	3398	16
6. 1990	3328	16
7. 1985	3316	16

8. 1989	3282	16
9. 1987	3150	15
10. 1992	3150	16

Most Points

Year	Points	Games
1. 1995	436	16
2. 1981	397	16
3. 1997	379	16
4. 1990	373	16
5. 1994	357	16
1970	347	14
7. 1983	347	16
8. 1952	344	12
9. 1972	339	14
1991	339	16

Most Touchdowns

Year	TD	Games
1. 1995	50	16
2. 1981	46	16
1990	46	16
4. 1951	44	12
5. 1950	43	12
1952	43	12
1954	43	12
1994	43	16
1997	43	16

Least Points Allowed

Year	Points	Games
1. 1982#	176	9
2. 1962	177	14
3. 1956	188	12
1969	188	14
5. 1954	189	12
6. 1952	192	12

Most Yards Gained (Total Offense)

Year	Yds.	Games
1. 1995	6115	16
2. 1981	5933	16
3. 1997	5798	16
4. 1980	5540	16
5. 1984	5318	16
6. 1983	5136	16
7. 1998	5085	16
8. 1996	5013	16
9. 1994	5000	16
10. 1989	4992	16

Most Offensive Plays (Total Offense)

Year	No.	Games
1. 1981	1076	16
2. 1983	1061	16
3. 1980	1040	16
4. 1984	1037	16
5. 1997	1028	16
6. 1995	1024	16
7. 1986	1011	16
8. 1978	1001	16
9. 1999	978	16
10. 1996	976	16

Most First Downs - Total

Year	No.	Games
1. 1995	349	16
2. 1981	340	16
3. 1996	317	16
4. 1983	315	16
5. 1980	308	16
6. 1984	306	16
7. 1997	304	16
8. 1986	287	16
9. 1990	281	16
10. 1991	280	16

Most First Downs - Rushing

Year	No.	Games
1. 1981	167	16
2. 1980	143	16
3. 1983	136	16
4. 1971	131	14
5. 1976	123	14
6. 1997	120	16

Most First Downs - Passing

Year	No.	Games
1. 1995	230	16
2. 1996	180	16
3. 1999	179	16
4. 1984	170	16
5. 1997	166	16
6. 1994	164	16
7. 1998	160	16
8. 1983	156	16
9. 1986	156	16
10. 1987	156	15

Most First Downs - Penalty

Year	No.	Games
1. 1971	34	14
2. 1987	33	15
3. 1996	32	16
4. 1986	31	16
5. 1995	28	16
6. 1998	25	16
7. 1970	23	14
1972	23	14
1978	23	16
1981	23	16
1983	23	16
1999	23	16

Least Yards Allowed (Total Defense)*

Year	Yds.	Games
1. 1982#	2722	9
2. 1969	3084	14
3. 1962	3217	14
4. 1952	3245	12
5. 1957	3365	12
6. 1960	3397	12

THE RECORDS SECTION

Least Offensive Plays (Total Defense)*

Year	No.	Games
1. 1956	749	12
2. 1965	753	14
3. 1970	756	14
1971	756	14
5. 1957	768	12
1969	768	14
7. 1959	781	12

Least First Downs*

Year	No.	Games
1 1982#	162	9
2 1962	180	14
3 1956	181	12
4 1969	182	14
5 1970	186	14
6 1953	194	12
7 1963	194	14

* Since 1948

Strike-shortened season

Most Passes Intercepted

Year	Int.	Games
1. 1953	38	12
2. 1952	33	12
3. 1949	32	12
4. 1950	31	12
5. 1954	30	12

Most Int. Return Yards

Year	Int.	Games
1. 1953	663	12
2. 1949	656	12
3. 1973	522	14
4. 1952	477	12
5. 1963	470	14

QUARTERBACK SACKS

Most Sacks By Lions' Defense

Year	No.	Yds	Games
1. 1978	55	482	16
2. 1964	50	482	14
1999	50	340	16
4. 1965	49	411	14
5. 1981	47	373	16
6. 1988	4	393	16

Sacks Allowed by Lions' Offense

Year	No.	Yds	Games
1. 1976	67	490	14
2. 1999	64	400	16
3. 1984	61	486	16
4. 1992	59	354	16
5. 1989	57	343	16
6. 1977	54	441	14
7. 1985	53	378	16
8. 1988	52	410	16

Most Times Penalized

Year	No.	Games
1. 1984	138	16
2. 1995	134	16
3. 1978	125	16
1992	125	16
4. 1989	121	16

1998	121	16
6. 1983	118	16
7. 1981	112	16
8. 1979	110	16
1999	110	16
10. 1994	109	16

Most Yards Penalized

Year	No.	Games
1. 1984	1165	16
2. 1995	1032	16
3. 1998	1019	16
4. 1978	1003	16
5. 1981	997	16
6. 1999	995	16
1983	988	16
8. 1989	977	16
9. 1966	931	14
10. 1992	903	16

at Oak	31	10-13-96
7. at Was	30	10-22-95
vs. Min	30	11-23-95
9. vs. TB	29	12-14-80
vs. TB	29	9-7-97
vs. Was	29	12-5-99

Most Net Yards Passing

Opp.	Yds.	Date
1. vs. Min	395	11-23-95
2. vs. Pit	375	9-17-53
3. vs. Chi	374	11-5-50
4. vs. SF	370	11-17-57
5. vs. GB	353	11-22-84
6. vs. Min	352	12-9-78
7. at SF	349	10-24-54
8. at TB	348	12-23-95
9. at Bal	345	12-3-50
10. vs. Buf	341	11-24-94

Most Points Scored

Opp.	Score	Date
1. vs Cle	59-14#	12-29-57
2. vs. Chi	55-20	11-27-97
3. vs GB	52-35	11-22-51
4. at GBay	52-17	10-26-52
5. vs NYJ	49-14	11-23-50
6. vs GB	48-24	11-27-52
7. vs Chi	48-23	9-26-54
8. vs SF	48-7	11-14-54
9. vs Chi	48-17	10-19-81

Most Touchdowns

Opp.	Att.	Date
1. vs. NYJ	7	11-23-50
vs. GB	7	11-22-51
at GB	7	10-26-52
vs. Chi	7	11-27-97
5. vs. Min	6	12-9-78
vs. Pit	6	11-24-83

TOTAL OFFENSE

Most Yards Gained

Opp.	Yds.(Ru/Pa)	Date
1. vs. NYJ	582 (377/205)	11-23-50
2. vs. GB	539 (186/353)	11-22-84
3. at Bal	538 (193/345)	11-2-50
4. vs. Min	534 (139/395)	11-23-95
5. at Dal	517 (226/291)	12-13-52
6. vs. SF	515 (145/370)	11-17-57
7. at SF	509 (201/308)	11-3-63
8. vs. Min	507 (155/352)	12-9-78
9. at Was	499 (222/277)	11-8-81
10. vs. Chi	496 (222/274)	11-27-97

Most Offensive Plays

Opp.	No. (Ru/Pa)	Date
1. at GB	92 (54/38)	11-23-50(OT)
2. at ChiB	91 (47/44)	11-22-53
3. vs. Phi	86 (38/48)	11-4-84(OT)
4. vs. Bos	83 (38/45)	10-9-48
vs. Cle	83 ()	11-2-52
6. vs. LA	82 (50/32)	10-12-58
at GB	82 (42/40)	10-11-87(OT)

SINGLE GAME

Most Rushing Attempts

Opp.	Att.	Date
1. at Pit	59	11-9-52
2. vs. Atl	57	10-3-71
3. at GB	56	10-6-57
vs. GB	56	10-28-73
5. at GB	54	11-20-83
at GB	54	10-12-86
7. vs. Pit	53	9-24-50

Most Yards Rushing

Opp.	Yds.	Date
1. vs. Pit	426	11-4-34
2. vs. NYJ	377	11-23-50
3. at LARams	330	9-7-80
4. at Pit	321	11-9-52
5. vs. NO	306	9-25-77
6. at Min	277	11-12-67
7. vs. SD	273	10-22-78
8. at Min	267	11-24-91
9. at GB	266	9-20-70

Most Passing Attempts

Opp.	Att.	Date
1. vs. Chi	57	10-9-88
2. at SF	54	10-24-54
3. vs. Den	50	10-7-84
at LARams	50	10-19-86
at Was	50	10-22-95
at Atl	50	11-5-95
at Oak	50	10-13-96
vs. TB	50	9-7-97
9. vs. NY	49	12-11-55
10. at Cle	48	9-28-86
vs. LARams	48	12-6-87
at Min	48	9-10-95

Most Pass Completions

Opp.	Cmp.	Date
1. at Cle	33	9-28-86
vs. GB	33	10-25-87
3. at SF	31	10-24-54
vs. TB	31	9-21-86
at LARams	31	10-19-86



FIRST DOWNS

	Opp.	No. (R/P/Pn)	Date
1.	vs. GB	33(18/15/0)	11-22-84
2.	vs. Was	30(17/11/2)	9-30-51
3.	vs. Cle	29(15/14/0)	9-24-67
	vs. SD	29(15/13/1)	10-22-78
	vs. Min	29(11/16/2)	12-12-81

Most First Downs - Rushing

	Opp.	No.	Date
1.	vs. Was	18	9-30-51
	at LARams	18	9-7-80
	vs. GB	18	11-22-84

Most First Downs - Passing

	Opp.	No.	Date
1.	vs. Min	20	11-23-95
2.	vs. Chi	19	12-4-95
	vs. SF	19	9-25-95
	at LARams	19	10-19-86
	vs. GB	19	10-25-87
6.	at TB	18	12-23-95
	at ChiB	18	11-5-50
	at SF	18	10-24-54
	at Min	18	1-2-00

Most First Downs - Penalty

	Opp.	No.	Date
1.	at SF	6	10-23-77
	vs. Dal		11-8-87
3.	(six times) - most recent		
	at SF	5	12-14-98

Most First Downs - Both Teams

	Opp.	No. (Det/Opp)	Date
1.	at SF	54 (25/29)	12-14-98
2.	at Was	53 (27/26)	10-22-95
3.	at SD	51 (21/30)	9-30-84
	vs. Was	51 (12/39)	11-4-90(OT)
4.	at Atl	50 (28/22)	9-9-84(OT)
	at GB	50 (20/30)	10-28-84

TOTAL DEFENSE

Fewest Total Yards Allowed

	Opp.	Yds.(Ru/Pa)	Date
1.	at ChiC	14	9-15-40
2.	at Chi	24 (44/20)	11-22-81
3.	vs. Min	60 (18/42)	11-24-88
4.	vs. SF	61 (71/10)	10-6-63
5.	at GB	63 (60/3)	10-28-73
6.	at GB	68 (70/2)	11-7-65
7.	at Bal	69 (39/30)	11-6-54
8.	vs. Chi	75 (60/15)	10-28-62
9.	vs. Chi	79 (46/33)	12-9-73

Fewest Rushing Yards Allowed

	Opp.	Yds.	Date
1.	at Pit	-3	11-9-52
2.	at Ind	4	9-22-91
3.	vs. Atl	21	9-5-93
4.	at LA	22	11-4-62
5.	vs. Pit	25	12-9-56
6.	at Chi	29	10-18-64

Fewest Passing Yards Allowed

	Opp.	Att.	Date
1.	at TB	-31	9-9-78
2.	at Chi	-20	11-22-81
3.	vs. SF	-10	10-6-63
4.	at GB	-2	11-7-65
5.	at GB	0	11-1-71
6.	at SF	1	11-2-69
7.	vs. GB	3	10-28-73
8.	at Cle	4	12-19-54

Most Total Yards Allowed

	Opp.	Yds.(Ru/Pa)	Date
1.	vs. Was	676(194/482)	11-4-90(OT)
2.	vs. KC	566(310/256)	10-14-90
3.	vs. SF	565(172/393)	12-19-93
4.	vs. Dal	554(102/452)	9-15-85
5.	at Min	553(198/355)	11-6-88
6.	at Cin	546(99/447)	11-19-89
7.	at Dal	542(161/381)	9-15-68
	vs. Chi	542 (219/323)	9-24-89
9.	vs. Bal	535(316/219)	10-19-58
10.	at Oak	512(284/228)	11-10-74

SACKS BY LIONS DEFENSE

Most Quarterback Sacks

	Opp.	No.	Yds	Game
1.	vs GB	11	83	11-22-62
	at GB	11	109	11-7-65
	at Phi	11	69	11-16-86
4.	at Atl	10	66	12-8-68
5.	at GB	9	69	12-12-82

Most Sack Yardage

	Opp.	Yds.	Date
1.	at GB	109	11-7-65

TURNOVERS

Most Total Fumbles

	Opp.	No.	Date
1.	vs. Min	10	12-17-67
2.	vs. ChiC	8	9-15-40
	at GB	8	12-6-92
4.	at Min	7	11-9-80
	at Cin	7	12-11-83

Most Fumbles Lost

	Opp.	No.	Date
1.	at Min	6	11-24-63
	(three times) most recent		
2.	vs. Min	5	12-17-67

Most Interceptions Thrown

	Opp.	Int.	Date
1.	vs. GB	9	10-24-43
2.	vs. ChiB	7	11-22-42
	at Cle	7	11-26-44
	vs. Den	7	10-7-84
5.	vs. ChiB	6	9-26-54

Most Total Turnovers

	Opp.	No.(Int/Fum)	Date
1.	vs. ChiB	12	11-22-42
2.	vs. GB	10 (9/1)	10-24-43
	vs. Denver	10 (7/3)	10-7-84

TAKEAWAYS

Most Total Takeaways

	Opp.	No.(Int/Fum)	Date
1.	vs. Min	10 (5/5)	12-9-62
2.	vs. Was	8 (6/2)	10-3-65
	at Sea	8 (6/2)	10-24-76
4.	vs. SF	7 (3/4)	10-8-78

Most Fumbles Recovered

	Opp.	No.	Date
1.	vs. Cle	6	9-29-40
	vs. GB		11-27-52

Most Passes Intercepted

	Opp.	No.	Date
1.	vs. Chi	8	9-22-68
2.	at GB	7	9-17-50
	at LA	7	10-26-58
4.	(six times) most recent		
	vs. SF	6	11-4-73

Most Interception Yards Gained

	Opp.	Yds.(Int.)	Date
1.	at Chi	192 (5)	11-18-73
2.	vs SF	142 (6)	11-4-73
3.	at Cle	140 (5)	10-18-70
4.	at LARam	130 (7)	10-26-58
5.	at ChiC	128 (5)	10-23-49

Strike-shortened season

Opponent's Individual Records

RUSHING

Most Attempts

Player	Att.	(Opp.) Game
1. Steve Van Buren	33	(Phi) 10-3-49
Chuck Foreman	33	(Min) 12-17-77
Lamar Smith	33	(Seattle) 11-17-96
5. William Andrews	32	(Atl) 9-18-83
Lewis Tillman	32	(at Chi) 11-20-94
Fred Taylor	32	(at Jax) 12-6-98
8. Gerald Riggs	31	(at Atl) 9-8-85
Terry Allen	31	(at Was) 11-9-97
10. Eric Dickerson	30	(at L.A. Rams) 10-2-83
James Wilder	30	(TB) 10-14-84
Rodney Hampton	30	(at NYG) 10-30-94
Jamal Anderson	30	(Atl) 12-20-98

Most Rushing Yards

Player	Yds.	(Opp.) Game
1. O.J. Simpson	273	(Bu) 11-25-76
Barry Word	200	(at KC) 10-14-90
3. Eric Dickerson	199	(at LARams) 10-2-83
4. Garrison Hearst	198	(at SF) 12-14-98
5. Rick Casares	190	(at Chi) 12-16-56
6. Orlando Gary	185	9 vs. Den) 12-25-99
7. Fred Taylor	183	(at Jax) 12-6-98
8. Joe Perry	174	(at SF) 11-2-58

Most Rushing TD's

Player	Yds.	(Opp.) Game
1. John Roland	3	(at StL) 10-1-67
Clinton Jones	3	(at Min) 11-15-70
Ed Podolak	3	(KC) 11-25-71
Kevin Long	3	(at NYJ) 9-16-79
Eric Dickerson	3	(at LARams) 10-2-83
Vince Evans	3	(at Was) 10-23-83
George Wonsley	3	(at Was) 11-11-84
Reggie Cobb	3	(at TB) 11-10-91
John Riggins	3	(at Was) 10-13-85
Bernie Parmalee	3	(at Mia) 12-25-94
Jamal Anderson	3	(Atl) 10-6-96

Longest Run

Player	Yds.	(Opp.) Game
1. Elmer Angman	82t	(at St. Louis) 10-23-49
Tom Wilson	82t	(LARams) 10-12-58

Most Pass Attempts

Player	Att.	(Opp.) Game
1. Chris Miller	66	(at Atl) 12-24-89
2. Don Majkowski	60	(GB) 11-12-89
3. Vince Evans	52	(Chi) 10-16-83
4. Chris Miller	50	(Atl) 9-5-93
5. Drew Bledsoe	49	(at NE) 9-12-93
6. Erik Kramer	48	(Chi) 10-23-94
7. Jim Harbaugh	47	(Chi) 11-28-91
Warren Moon	47	(Min) 11-23-95
Steve Beuerlein	47	(at Car) 10-24-99
10. Don Majkowski	46	(GB) 9-30-90
Erik Kramer	46	(Chi) 9-22-96

Most Pass Completions

Player	Cmp.	(Opp.) Game
1. Chris Miller	37	(at Atl) 12-24-89
2. Don Majkowski	35	(GB) 11-12-89
3. Jeff George	31	(at Atl) 11-5-95
4. Warren Moon	30	(at Hou) 11-5-89
Warren Moon	30	(Min) 11-23-95
6. (seven times) most recent		
Eric Zeier	29	(TB) 12-4-94

Most Yards

Player	Yds.	(Opp.) Game
1. Sonny Jurgensen	403	(Phi) 12-17-61
2. Boomer Easiason	399	(at Cin) 11-19-89
3. Warren Moon	398	(Houston) 10-5-86
4. Wade Wilson	391	(at Min) 11-6-88
5. Richard Todd	384	(NYJ) 12-6-82
Warren Moon	384	(Min) 11-23-95

Most Passing TD's

Player	TD	(Opp.) Game
1. Norm Van Brocklin	5	(at LARams) 10-29-50
Dave Krieg	5	(at Sea) 12-2-84

Longest Pass Play

Player	TD	(Opp.) Game
Bill Wade-to-John Farrington	98t	(Chi) (10-8-61)

RECEIVING

Most Receptions

Player	Rec.	(Opp.) Game
1. Steve Largent	15	(Seattle) 10-18-87
2. Ralph Heywood	14	(NYB) 12-4-49
Andre Rison	14	(Atl) 9-4-94
4. Art Monk	13	(Was) 11-4-90

Most Receiving Yards

Player	Yds.	(Opp.) Game
1. Jim Benton	303	(Cle) 11-22-45
2. Steve Largent	261	(Sea) 10-18-87
3. Sammy White	210	(at Min) 11-7-76
4. Carroll Dale	207	(LARams) 11-17-63

Most Receiving TD's

Player	TD	(Opp.) Game
1. Don Hutson	4	(at GB) 10-7-45
Paul Warfield	4	(Mia) 12-15-73
3. Bill Karr	3	(at Chi) 11-24-35
Jack Ferrante	3	(at Phi) 12-12-48
Carroll Dale	3	(LARams) 11-17-63
Wesley Walker	3	(NYJ) 12-6-82
Steve Largent	3	(Sea) 10-18-87
Marcus Robinson	3	(at Chi) 12-12-99

INTERCEPTIONS

Most Interceptions

Player	Int.	(Opp.) Game
1. Sammy Baugh	4	(at Was) 11-14-43
Bobby Dillon	4	(GB) 11-26-53
3. Frank Reagan	3	(NYG) 11-2-47
Earsell Mackbee	3	(at Min) 10-26-69
Perry Smith	3	(at StL) 12-3-78
Darrell Green	3	(at Was) 11-15-87
Jack Del Rio	3	(Min) 12-5-93

SCORING

Most Points

Player	Points	(Opp.) Game
1. Don Hutson	31	(at GB) 10-7-45
2. Paul Warfield	24	(at Miami) 12-15-73
3. (14 players) most recent		
Jamal Anderson	18	(Atl) 10-6-96

PUNTING

Most Punts

Player	Punts	(Opp.) Game
1. Carl Kinscherf	14	(NYG) 11-7-43
2. Beryl Clark	12	(at ChiC) 9-15-40
3. Bob Parsons	11	(at Chi) 11-22-81



PUNT RETURNS

Most Returns

Player	Ret.	(Opp.) Game
1. Cleotha Montgomery	9	(LARaid) 12-10-84
2. Joe Arenas	8	(SF) 10-16-55
Hugh McElhenny	8	(at SF) 11-2-58

KICKOFF RETURNS

Most Returns

Player	Ret.	(Opp.) Game
1. Caddy Ismail	8	(Min) 11-23-95
2. Abe Woodson	7	(SF) 9-23-62
Vic Washington	7	(SF) 11-4-73
Robert Smith	7	(Min) 12-17-94
Tyrone Hughes	7	(at Chi) 9-14-97

SACKS

Most Sacks

Player	Sacks	(Opp.) Game
1. Rickey Jackson	4	(NO) 9-18-88
Wayne Martin	4	(at NO) 9-21-97

FIELD GOALS

Longest Field Goal

Player	Yds.	(Opp.) Game
1. Tom Dempsey	63'	(at NO) 11-8-70

Most FG's in a Game

Player	FG's	(Opp.) Game
1. Bob Waterfield	5	(at LARams) 12-9-51
Roger LeClerc	5	(at Chi) 12-3-61
Jan Stenerud	5	(Min) 9-23-84
Gary Anderson	5	(at Min) 9-20-98

Most FG's 50-yards-plus

Player	FG's	(Opp.) Game
1. Jan Stenerud	2	(Min) 9-23-84
Paul McFadden	2	(Phi) 11-4-84

MISCELLANEOUS

Most Fumbles Recovered

Player	No.	(Opp.) Game
1. Corwin Clatt	3	(ChiC) 11-6-49

* NFL Record

Opponents' Team Records

Most Rushing Attempts

Team	Att.	Game
1. at Pil	60	9-16-73
2. GB	55	9-3-78
3. at SF	54	10-20-91
4. at LARams	53	10-27-57
5. Min	52	12-17-77

Most Rushing Yards

Team	Yds.	Game
1. at GB	366	10-26-47
2. at SF	328	12-14-98
3. Bal	316	10-19-58
4. at KC	310	10-14-90
5. at Chi	309	12-16-56
6. Buf	307	11-25-76

Most Rushing Touchdowns

Team	TD	Game
1. at Chi	7	10-19-41
2. SF	6	10-1-61

PASSING

Most Pass Attempts

Team	Att.	Game
1. at Atl	66	12-24-89
2. Was	63	11-4-90
3. Dallas	62	9-15-85
4. GB	60	11-12-89
5. at GB	52	12-12-82
GB		12-4-88
7. Min	51	12-17-94

Most Pass Completions

Team	Cmp.	Game
1. Was	43	11-4-90
2. Dal	40	9-15-85
3. at Atl	37	12-24-89
4. GB	35	11-12-89
5. at Cin	33	11-19-89
three times; most recent		
7. at Hou	31	12-10-95

Most Passing Yards

Team	Yds.	Game
1. Was	482	11-4-90
2. Dal	452	9-15-85
3. at Cin	447	11-19-89
4. at ChiC	430	9-28-47

5. at LARams	429	10-29-50
6. Hou	398	10-5-86

Most Passing TD's

Team	TD	Game
1. at GB	6	10-7-45
at LARams	6	10-29-50
3. at Bal	5	10-16-66
at Sea	5	12-2-84

INTERCEPTIONS

Most Interceptions

Team	Int.	Game
1. GB	9	10-24-43
2. Chi	7	11-22-42
at Cleveland	7	11-26-44
Denver	7	10-7-84
5. Chi	6	9-26-54

SCORING

Most Points

Team	Points	Game
1. at LARams	65	10-29-50
2. at Dal	59	9-15-68
3. at GB ^A	57	10-7-45
4. at ChiC	56	11-7-48
5. SF	55	12-19-93
6. at Chi	49	10-19-41
SF	49	10-1-61
^A at Milwaukee		

Most TD's

Team	TD	Game
1. at LARams	9	10-29-50

PUNTING

Most Punts

Team	Punts	Game
1. at ChiC	16	9-15-40
2. at Chi	11	11-22-81

SACKS

Most Sacks

Team	Sacks	Game
1. Chi	12	12-16-84
2. Dal	11	10-6-75
3. at Min	8	9-25-83
Phi	8	11-4-84
LARaid	8	12-10-84

at Min	8	10-8-89
Min	8	10-22-89

TOTAL OFFENSE

Most Yards Gained

Team	Yds.	Game
1. Was	676	11-4-90
2. at KC	586	10-14-90
3. SF	565	12-19-93
4. Dal	554	9-14-86
5. at Min	553	11-6-88
6. at Cin	546	11-19-89
7. at Dal	542	9-15-68
Chi	542	9-24-89

TOTAL DEFENSE

Fewest Yards Allowed

Team	Yds.	Game
1. at ChiC	16	10-17-43
2. Min	60	11-24-88

Fewest Rush Yards Allowed

Team	Yds.	Game
1. at ChiC	-53	10-17-43
2. at ChiC	-10	9-15-40
3. GB	17	10-25-87
4. Min	18	11-24-88

Fewest Pass Yards Allowed

Team	Yds.	Game
1. Min	0	10-10-37
2. at Min	21	11-6-88
3. at Chi	38	11-10-85
4. Min	39	9-22-74
5. Min	42	11-24-88
6. GB	54	11-12-89

MISCELLANEOUS

Most Turnovers Forced

Team	No.	Game
Chi	12'	11-22-42

Fewest 1st Downs Gained

Team	Yds.	Game
Phi	0	9-20-35

* NFL Record

Silverdome Individual Records

MOST RUSHING ATTEMPTS

Player	Att.	(Opp.) Game
1. James Jones	36	vs. Mia 10-27-85
2. Chuck Foreman	33	(Min) 12-17-77
3. Lamar Smith	33	(Sea) 11-17-96
4. Barry Sanders	32	vs. Mia 9-15-91

MOST RUSHING YARDS

Player	Att.	(Opp.) Game
1. O.J. Simpson	273	(Buf) 11-25-76
2. Barry Sanders	237*	vs. TB 11-13-94
3. Barry Sanders	216	vs. Ind 11-23-97
4. Barry Sanders	188	vs. GB 12-4-94
5. Barry Sanders	187	vs. TB 11-7-93

MOST RUSHING TOUCHDOWNS

Player	Att.	(Opp.) Game
1. James Jones	3	vs. GB 10-9-83
Barry Sanders	3	vs. TB 9-29-91
Barry Sanders	3	vs. Cle 10-8-95
Jamal Anderson	3	(Atl) 10-6-96
Tommy Vardell	3	vs. Ind 11-23-97
Barry Sanders	3	vs. Chi 11-27-97
Barry Sanders	3	vs. Cin 9-13-98

LONGEST RUN

Player	Att.	(Opp.) Game
1. Barry Sanders	84	vs. Chi 10-23-94
2. Barry Sanders	80t	vs. Ind 11-23-97
3. Barry Sanders	75t	vs. Cle 10-8-95

MOST PASS ATTEMPTS

Player	Att.	(Opp.) Game
1. Don Majkowski	60	(GB) 11-12-89
2. Vince Evans	52	(Chi) 10-16-83
3. Chris Miller	50	(Atl) 9-5-93
Scott Mitchell	50*	vs. Atl 9-7-97

MOST COMPLETIONS

Player	Att.	(Opp.) Game
1. Don Majkowski	35	(GB) 11-12-89
2. Chuck Long	33*	vs. GB 10-25-87
3. Eric Hipple	31	vs. TB 9-21-86

MOST PASSING YARDS

Player	Att.	(Opp.) Game
1. Scott Mitchell	410*	vs. Min 11-23-95
2. Warren Moon	398	(Houston) 10-5-86
3. Richard Todd	384	(N.Y. Jets) 12-6-82
4. Warren Moon	384	(Min) 11-23-95

MOST PASSING TOUCHDOWNS

Player	Att.	(Opp.) Game
1. Gary Danielson	5*	vs. Min 12-9-78

LONGEST PASS PLAY

Player	Att.	(Opp.) Game
1. Eric Hipple-to-Leonard Thompson	94t	vs. Chi 10-19-81

RECEIVING

Player	Att.	(Opp.) Game
1. Steve Largent	15	(Sea) 10-18-87
2. Andre Rison	14	(Atl) 9-4-94
Herman Moore	14*	vs. Chi 12-4-95

MOST RECEIVING YARDS

Player	Att.	(Opp.) Game
1. Steve Largent	261	(Sea) 10-18-87
2. Richard Johnson	248	vs. NO 12-3-89
3. Herman Moore	183	vs. Chi 12-4-95

MOST RECEIVING TOUCHDOWNS

Player	Att.	(Opp.) Game
1. (seven times) most recent		
Herman Moore	3	vs. GB 10-29-95

MOST INTERCEPTIONS

Player	Int.	(Opp.) Game
1. Perry Smith	3	(StL Cards) 12-3-78
Bobby Watkins	3	vs. GB 1-2-83
Jack Del Rio	3	(Min) 12-5-93

LONGEST INTERCEPTION RETURN

Player	Int.	(Opp.) Game
George Teague	101t#	(GB) 1-8-94

MOST POINTS

Player	Int.	(Opp.) Game
1. Jason Hanson	19	vs. Min 10-17-99
(13 times) most recent		
Barry Sanders	18	vs. Chi 11-27-97

MOST RETURN TOUCHDOWNS

Player	Ret.	(Opp.) Game
1. Eddie Payton	2(p-1 k-1)	vs. Min 12-17-77

MOST PUNTS

Player	Punts	(Opp.) Game
1. Mike Black	10	vs. LARaiders 12-10-84
2. Mark Royals	10	vs. TB 9-8-96

LONGEST PUNT

Player	Punts	(Opp.) Game
1. Tom Skladany	74	vs. Oak 9-27-81

MOST PUNT RETURNS

Player	Ret.	(Opp.) Game
1. Cleotha Montgomery	9	(LARaid) 12-10-84
2. Eddie Payton	8	vs. TB 11-20-77
Ray Williams	8	vs. TB 12-14-80

LONGEST PUNT RETURN

Player	Ret.	(Opp.) Game
1. Eddie Payton	87t	vs. Min 12-17-77



MOST KICKOFF RETURNS

Player	Ret.	(Opp.) Game
1. Mel Gray	8	vs. Dallas 11-8-92
Qadry Ismail	8	(Min) 11-23-95
Gary Lee	7	vs. GB 10-25-87
Robert Smith	7	(Min) 12-17-94

LONGEST KICKOFF RETURN

Player	Yds.	(Opp.) Game
1. Terry Fair	105t*	vs. TB 9-28-98
2. Mel Gray	102t	vs. Chi 10-23-94

MOST SACKS

Player	Sack	(Opp.) Game
1. Rickey Jackson	4.0	(NO) 9-18-88
2. Robert Porcher	3.5	vs. Ind 11-23-97

LONGEST FIELD GOAL

1. Ali Haji-Skeikh	56	(NYG) 11-7-83
2. Jason Hanson	56*	vs. Cle 10-8-95
Jason Hanson	55	vs. Ind 11-23-97
4. (six times) most recent		
Joe Nedney	53	(Arz) 11-1-98

MOST FIELD GOALS IN A GAME

1. Jason Hanson	6*	vs. Min 10-17-99
2. Jan Stenerud	5	(Min) 9-23-84
3. (14 times) most recent		
Jason Hanson	4	vs. Wash. 12-5-99

* Lions' record
Post-season Game

Silverdome Team Records

MOST RUSHING ATTEMPTS

Team	Att.	Game
1. Green Bay	55	9-3-78
2. Minnesota	52	12-17-77

MOST RUSHING YARDS

Team	Yds.	Game
1. Buffalo	307	11-25-76
2. DETROIT	306	vs. NO 9-25-77
3. DETROIT	273	vs. SD 10-22-78

MOST PASS ATTEMPTS

Team	Att.	Game
1. Washington	63	11-4-90
2. Dallas	62	9-15-85
3. Green Bay	60	11-12-89
4. DETROIT	57	vs. Chi 10-9-88

MOST COMPLETIONS

Team	Comp.	Game
1. Washington	43	11-4-90
2. Dallas	40	9-15-85
3. Green Bay	35	11-12-89
4. DETROIT	33	vs. GB 10-25-87

MOST NET PASSING YARDS

Team	Yds.	Game
1. Washington	482	11-4-90
2. Dallas	452	9-15-85
3. DETROIT	410*	vs. Min 11-23-95
4. Houston	398	10-5-86
5. DETROIT	395	vs. Jax 11-23-95

MOST PASSING TD'S

Team	Yds.	Game
1. DETROIT	5	vs. Min 12-9-78

INTERCEPTIONS

Most Interceptions	Yds.	Game
1. Denver	7	10-7-84

MOST POINTS

Team	Points	Game
1. San Francisco	55	12-19-93
DETROIT	55	vs. Chi 11-27-97
3. DETROIT	48	vs. Chi 10-19-81
4. Chicago	47	9-24-89
5. DETROIT	45	vs. Min 12-9-78
DETROIT		vs. Min. 12-12-81
DETROIT		vs. Pit 11-24-83
8. Green Bay	44	11-27-86
DETROIT		vs. Min. 11-23-95
DETROIT		vs. Jax 12-17-95
11. DETROIT	41	vs. Min 11-17-85
Washington		11-4-90 (OT)
DETROIT		vs. Min 12-17-94
14. DETROIT	40	vs. GB 11-27-86
DETROIT		vs. Den 11-22-90

MOST TOUCHDOWNS

Team	TD	Game
1. San Francisco	7	12-19-93
2. DETROIT	6	vs. Chi 11-27-97
DETROIT	6	vs. Min 12-9-78
DETROIT	6	vs. Chi 10-19-81
DETROIT	6	vs. GB 12-12-81
DETROIT	6	vs. Pit 11-24-83

TOTAL OFFENSE

Most Yards Gained (Total Offense)		
Team	Yds	Game
1. Washington	676	by, 11-4-90
2. San Francisco	565	by, 12-19-93
3. Dallas	554	by, 9-14-86
4. Chicago	542	9-24-89
5. DETROIT	534	vs. Min 11-23-95

FEWEST YARDS ALLOWED (TOTAL DEFENSE)

Team	Yds.	Game
1. Minnesota	60	11-24-88
2. Minnesota	89	10-6-87

MOST SACKS

Team	Yds.	Game
1. Chicago	12	12-16-84
2. Dallas	11	10-6-75

DETROIT LIONS' RECORD IN THE PONTIAC SILVERDOME

Year	W	L	T	Pct.
1975	4	3	0	.571
1976	5	2	0	.714
1977	5	2	0	.714
1978	5	3	0	.625
1979	2	6	0	.250
1980	6	2	0	.750
1981	7	1	0	.875
1982	2	3	0	.400
1983	6	2	0	.750
1984	2	5	1	.313
1985	6	2	0	.750
1986	1	7	0	.125
1987	1	6	0	.143
1988	2	6	0	.250
1989	4	4	0	.500
1990	3	5	0	.375
1991	8	0	0	1.000
1992	3	5	0	.375
1993	5	3	0	.625
1994	6	2	0	.750
1995	7	1	0	.875
1996	4	4	0	.500
1997	6	2	0	.750
1998	4	4	0	.500
1999	6	2	0	.750
TOTAL	110	82	1	.573

LIONS SILVERDOME RECORD BY DECADE

Year	W	L	T	Pct.
1970s	21	16	0	.568
1980s	37	38	1	.493
1990s	52	28	0	.650
TOTAL	110	82	1	.573

Lions' Post-Season Games

Record: 7-10, Home: 5-1, Away: 2-9

1935 NFL Championship		
12/15/35	N.Y. Giants	7
	DETROIT	26

1952 NFL Playoff		
12/21/52	L.A. Rams	21
	DETROIT	31

1952 NFL Championship		
12/28/52	DETROIT	17
	Cleveland	7

1953 NFL Championship		
12/27/53	Cleveland	16
	DETROIT	17

1954 NFL Championship		
12/26/54	DETROIT	10
	Cleveland	56

1957 NFL Playoff		
12/22/57	DETROIT	31
	San Francisco	27

1957 NFL Championship		
12/29/57	Cleveland	14
	DETROIT	59

1970 NFC Divisional Playoff		
12/26/70	DETROIT	0
	Dallas	6

1982 NFC First-Round Playoff		
1/8/83	DETROIT	7
	Washington	31

1983 NFC Divisional Playoff		
12/31/83	DETROIT	23
	San Francisco	24

1991 NFC Divisional Playoff		
1/5/92	Dallas	6
	DETROIT	38

1991 NFC Championship		
1/12/92	DETROIT	10
	Washington	41

1993 NFC First-Round Playoff		
1/8/94	Green Bay	28
	DETROIT	24

1994 NFC First-Round Playoff		
12/31/94	DETROIT	12
	Green Bay	16

1995 NFC First-Round Playoff		
12/30/95	DETROIT	37
	Philadelphia	58

1997 NFC First-Round Playoff		
12/28/97	DETROIT	10
	Tampa Bay	20

1999 NFC First-Round Playoff		
1/8/00	DETROIT	13
	Washington	27

Lions' Team Playoff Records

TOTAL OFFENSE

Most First Downs

No.	Opponent	Date
1.	26 at Philadelphia	12-30-95
2.	25 vs. Green Bay	1-8-94
3.	23 vs. Dallas	1-5-92
4.	22 at San Francisco	12-22-57
	22 vs. Cleveland	12-29-57
	22 at San Francisco	12-31-83

Rushing First Downs

No.	Opponent	Date
1.	9 vs. Green Bay	1-8-94
	9 at San Francisco	12-31-83
	9 vs. Cleveland	12-29-57
4.	8 at Cleveland	12-26-54
	6 Four times	

Passing First Downs

No.	Opponent	Date
1.	20 at Philadelphia	12-30-95
2.	19 at Dallas	1-5-92
3.	14 vs. Green Bay	1-8-94
4.	13 at San Francisco	12-22-57
5.	12 at Washington	1-8-00
	12 at Tampa Bay	12-28-97
	12 at Washington	1-8-83

Most Net Yards

Yards	Opponent	Date
1.	438 vs. Cleveland	12-29-57
2.	422 at Philadelphia	12-30-95
3.	421 vs. Dallas	1-5-92
4.	412 at San Francisco	12-31-83
5.	364 at Washington	1-8-83

RUSHING

Most Yards Rushing

Yards	Opponent	Date
1.	235 vs N.Y. Giants	12-15-35
2.	199 at Cleveland	12-28-52
3.	188 at San Francisco	12-31-83
4.	175 vs Green Bay	1-8-94
5.	173 vs L.A. Rams	12-21-52

PASSING

Most Yards Passing

Yards	Opponent	Date
1.	350 at Philadelphia	12-30-95
2.	337 vs Dallas	1-5-92
3.	296 vs Cleveland	12-29-57
4.	269 at Washington	1-8-83
	232 at Washington	1-12-92

Most Passing Attempts

Att.	Opponent	Date
1.	52 at Philadelphia	12-30-95
2.	46 at Washington	1-8-00
3.	44 at Cleveland	12-26-54
4.	42 at Washington	1-12-92
5.	40 at Tampa Bay	12-28-97
6.	38 Three times	

Most Passing Completions

Comp.	Opponent	Date
1.	29 vs Dallas	1-5-92
2.	27 at Philadelphia	12-30-95
3.	25 at Washington	1-12-92
4.	24 at San Francisco	12-31-83
5.	22 vs. Green Bay	1-8-94
	22 at Washington	1-8-83
6.	21 at Washington	1-8-00

TOTAL DEFENSE

Fewest Net Yards Allowed

Yards	Opponent	Date
1.	194 vs. N.Y. Giants	12-15-35
2.	220 vs Cleveland	12-27-53
3.	231 at Dallas	12-26-70
4.	276 vs. Dallas	1-5-92
5.	291 at San Francisco	12-31-83

Fewest Net Rushing Yards Allowed

Yards	Opponent	Date
1.	81 at Green Bay	12-31-94
2.	89 vs. Green Bay	1-8-94
3.	97 vs. Dallas	1-5-92
4.	103 at San Francisco	12-31-83
5.	106 vs. N. Y. Giants	12-15-35

Fewest Net Passing Yards Allowed

Yards	Opponent	Date
1.	22 at Dallas	12-26-70
2.	38 vs. Cleveland	12-27-53
3.	88 vs. N.Y. Giants	12-15-35
4.	112 vs. Cleveland	12-29-57
5.	148 vs. L.A. Rams	12-21-52

Most Sacks

Sacks	Opponent	Date
1.	3 vs. Cleveland	12-27-53
3	vs. Dallas	1-5-92

MISCELLANEOUS TURNOVERS-TAKEAWAYS

Most Fumble Recoveries

No.	Opponent	Date
1.	3 vs. N.Y. Giants	12-15-35
2.	2 at Cleveland	12-26-54
	2 vs. Dallas	1-5-92

Most Passes Intercepted

Int.	Opponent	Date
1.	5 vs. Cleveland	12-29-57
2.	4 vs. L.A. Rams	12-21-52
3.	3 at San Francisco	12-22-57

Most Fumbles Lost

No.	Opponent	Date
1.	4 vs. N.Y. Giants	12-15-35
2.	3 at San Francisco	12-22-57
	3 at Washington	1-8-83

Time Of Possession

Time	Opponent	Date
1.	35:34 vs. Green Bay	1-8-94
2.	33:53 at San Francisco	12-31-83
3.	31:24 at Washington	1-12-92

Most Penalties

No.	Opponent	Date
1.	12 at Washington	1-8-00
7	at San Francisco	12-22-57
7	at San Francisco	12-31-83
7	at Washington	1-12-92
7	at Philadelphia	12-30-95



Detroit Lions' Individual Career Playoff Records

RUSHING

Most Attempts

Player	Att.	Years
1. Barry Sanders	91	1989-98
2. Bob Hoernschemeyer	37	1950-55
3. Bobby Layne	33	1950-58
4. Billy Sims	26	1980-84
5. Doak Walker	23	1950-55

Most Yards Gained

Player	Yards	Years
1. Barry Sanders	386	1989-98
2. Doak Walker	146	1950-55
3. Bob Hoernschemeyer	123	1950-55
4. Bobby Layne	120	1950-58
5. Billy Sims	114	1980-84

Most Rushing Touchdowns

Player	TDs	Years
1. Billy Sims	2	1980-84
Gene Gedman	2	1953,56-58
Thomas Tracy	2	1956-57
Doak Walker	2	1950-55
Pat Harder	2	1951-53

PASSING

Most Attempts

Player	Att.	Years
1. Erik Kramer	102	1991-93
2. Bobby Layne	97	1950-58
3. Scott Mitchell	54	1994-98
4. Tobin Rote	49	1957-59
5. Gus Frerotte	46	1999-
6. Eric Hipple	38	1980-89
Gary Danielson	38	1976-84

Most Completions

Player	Comp.	Years
1. Erik Kramer	72	1991-93
2. Bobby Layne	46	1950-58
3. Tobin Rote	28	1957-59
4. Gary Danielson	24	1976-84
5. Scott Mitchell	23	1994-98

Most Yards

Player	Yards	Years
1. Erik Kramer	838	1991-93
2. Bobby Layne	568	1950-58
3. Tobin Rote	494	1957-59
4. Eric Hipple	298	1980-89
5. Gus Frerotte	251	1999-
6. Gary Danielson	236	1976-84

Most Touchdowns

Player	TDs	Years
1. Tobin Rote	5	1957-59
Erik Kramer	5	1991-93
3. Don Majkowski	3	1995-96
Six tied with one		

Most Interceptions

Player	INTs	Years
1. Bobby Layne	12	1950-58
2. Scott Mitchell	5	1994-98
Erik Kramer	5	1991-93
Gary Danielson	5	1976-84
5. Gus Frerotte	2	1999-

Don Majkowski	2	1995-96
Eric Hipple	2	1908-89

RECEIVING

Most Receptions

Player	Yards	Years
1. Herman Moore	27	1991-
2. Brett Perriman	25	1991-96
3. Barry Sanders	21	1989-98
4. Willie Green	14	1991-93
5. Leonard Thompson	13	1975-86
Steve Junker	13	1957, 59-61

Most Yards Receiving

Player	Yards	Years
1. Herman Moore	474	1991-
2. Brett Perriman	299	1991-96
3. James Doran	247	1951-59
4. Leonard Thompson	224	1975-86
5. Willie Green	202	1991-93

Most Touchdowns Receiving

Player	TDs	Years
1. Willie Green	3	1991-93
Steve Junker	3	1957, 59-61
3. David Sloan	2	1995-
Herman Moore	2	1991-
Brett Perriman	2	1991-96
James Doran	2	1951-59

INTERCEPTIONS

Most Interceptions

Player	INTs	Years
1. Joe Schmidt	3	1953-65
2. Melvin Jenkins	2	1991-93
13 tied with one		

SCORING

Most Points

Player	Points	Years
1. Eddie Murray	24	1980-91
Pat Harder	24	1951-53
3. Doak Walker	21	1950-55
4. Jason Hanson	18	1992-
Willie Green	18	1991-93
Steve Junker	18	1957, 59-61

Most Touchdowns

Player	Points	Years
1. Willie Green	3	1991-93
Steve Junker	3	1957, 59-61
11 tied with 2		

Most Field Goals

Player	FGs	Years
1. Eddie Murray	5	1980-91
2. Jason Hanson	3	1992-
3. Pat Harder	2	1951-53
Doak Walker	2	1950-55
James Martin	2	1951-61

PUNTING

Most Punts

Player	Punts	Years
1. Robert Smith	14	1949-54
2. John Jett	11	1997-
Jim Arnold	11	1986-93

3. Herman Weaver	8	1970-76
Yale Lary	8	1952-53, 56-64
Greg Montgomery	8	1994

Most Punting Yardage

Player	Punts	Years
1. Robert Smith	589	1949-54
2. Jim Arnold	517	1986-93
3. John Jett	448	1997-
Herman Weaver	391	1970-76
5. Yale Lary	316	1952-53, 56-64
6. Earl Girard	248	1952-56

Best Punting Average

Player	Avg.	Years
1. Herman Weaver	48.8	1970-76
2. Jim Arnold	47.0	1986-93
3. Robert Smith	43.6	1953-54
4. Robert Smith	42.1	1949-54
5. Earl Girard	41.3	1952-56

PUNT RETURNS

Most Returns

Player	Ret.	Years
1. Mel Gray	7	1989-94
2. Robbie Martin	6	1981-84
3. Lem Barney	5	1967-77
4. Yale Lary	4	1952-53, 56-64
5. Iheanyi Uwaezuoke	2	1999-
Glyn Milburn	2	1996-97

Most Return Yards

Player	Yards	Years
1. Mel Gray	78	1989-94
2. Robbie Martin	43	1981-84
3. Lem Barney	20	1967-77
4. Yale Lary	19	1952-53, 56-64
5. Iheanyi Uwaezuoke	13	1999-
6. Glyn Milburn	5	1996-97

KICKOFF RETURNS

Most Returns

Player	Ret.	Years
1. Mel Gray	15	1989-94
2. Alvin Hall	8	1981-85, 87
3. Ron Rivers	6	1995-
4. Ty Talton	5	1999-
Glyn Milburn	5	1996-97
5. Terry Barr	4	1957-65
Yale Lary	4	1952-53, 56-64

Most Return Yards

Player	Yards	Years
1. Mel Gray	372	1989-94
2. Alvin Hall	168	1981-85, 87
3. Glyn Milburn	140	1996-
4. Ty Talton	114	1999-
4. Ron Rivers	108	1995-
5. Yale Lary	100	1952-53, 56-64

Detroit Lions' Individual Single-Game Playoff Records

RUSHING

Most Attempts

Player	Att.	Game
1. Barry Sanders	27	vs. Green Bay (1-8-94)
2. Billy Sims	20	at San Francisco (12-31-83)
3. Barry Sanders	18	vs. Tampa Bay (12-28-97)
4. Robert Hoernshemeyer	17	vs. Cleveland (12-27-53)
5. Barry Sanders	13	at Green Bay (12-31-97)
6. Barry Sanders	12	vs. Dallas (1-5-92)
7. Mel Farr	12	at Dallas (12-26-70)
8. Gene Gedman	12	vs. Cleveland (12-29-57)

Most Yards Gained

Player	Yards	Game
1. Barry Sanders	169	vs. Green Bay (1-8-94)
2. Billy Sims	114	at San Francisco (12-31-83)
3. Doak Walker	97	at Cleveland (12-28-52)
4. Thomas Tracy	86	at San Francisco (12-22-57)
5. Barry Sanders	69	vs. Dallas (1-5-92)
6. Barry Sanders	65	at Tampa Bay (12-28-97)
7. Lewis Carpenter	64	at Cleveland (12-26-54)
8. William Bowman	61	at Cleveland (12-26-54)

Most Rushing Touchdowns

Player	TDs	Game
1. Pat Harder	2	vs. L.A. Rams (12-21-52)
Thomas Tracy	2	at San Francisco (12-22-57)
Billy Sims	2	San Francisco (12-31-83)
2. 16 players	1	

PASSING

Most Attempts

Player	Att.	Game
1. Gus Frerotte	46	at Washington (1-8-00)
2. Bobby Layne	42	at Cleveland (12-26-54)
3. Erik Kramer	38	vs. Dallas (1-5-92)
Gary Danielson	38	at San Francisco (12-31-83)
Eric Hipple	38	at Washington (1-8-83)
6. Dave Krieg	35	at Green Bay (12-31-94)
7. Erik Kramer	33	at Washington (1-12-92)
8. Erik Kramer	31	vs. Green Bay (1-8-94)
9. Tobin Rote	30	at San Francisco (12-22-57)

Most Completions

Player	Att.	Game
1. Erik Kramer	29	vs. Dallas (1-5-92)
2. Gary Danielson	24	at San Francisco (12-31-83)
3. Eric Hipple	24	at Washington (1-8-83)
4. Erik Kramer	22	vs. Green Bay (1-8-94)
5. Gus Frerotte	21	at Washington (1-8-00)
Erik Kramer	21	at Washington (1-12-92)
7. Bobby Layne	18	at Cleveland (12-26-54)
8. Dave Krieg	17	at Green Bay (12-31-94)
9. Don Majkowski	14	at Philadelphia (12-30-95)

Most Yards

Player	Yards	Game
1. Erik Kramer	341	vs. Dallas (1-5-92)
2. Eric Hipple	298	at Washington (1-8-83)
3. Tobin Rote	280	vs. Cleveland (12-29-57)
4. Gus Frerotte	251	at Washington (1-8-00)
5. Erik Kramer	249	at Washington (1-12-92)
6. Erik Kramer	248	vs. Green Bay (1-8-94)
7. Gary Danielson	236	at San Francisco (12-31-83)
8. Tobin Rote	214	at San Francisco (12-22-57)

9. Don Majkowski	206	at Philadelphia (12-30-95)
------------------	-----	----------------------------

Most Touchdowns

Player	TDs	Game
1. Tobin Rote	4	vs. Cleveland (12-29-57)
2. Don Majkowski	3	at Philadelphia (12-30-95)
Erik Kramer	3	vs. Dallas (1-5-92)
4. Seven others tied with one—last time, Gus Frerotte at Washington (1-8-00)		

Most Interceptions

Player	TDs	Game
1. Bobby Layne	6	at Cleveland (12-26-54)
2. Gary Danielson	5	at San Francisco (12-31-83)
3. Scott Mitchell	4	at Philadelphia (12-30-95)
Bobby Layne	4	at Cleveland (12-28-52)
5. Gus Frerotte	2	at Washington (1-8-00)
Don Majkowski	2	at Philadelphia (12-30-95)
Erik Kramer	2	vs. Green Bay (1-8-94)
Eric Hipple	2	at Washington (1-8-83)
Bobby Layne	2	vs. Cleveland (12-27-53)

RECEIVING

Most Receptions

Player	Rec.	Game
1. Brett Perriman	10	vs. Green Bay (1-8-94)
2. Steve Junker	8	at San Francisco (12-22-57)
Willie Green	8	vs. Dallas (1-5-92)
4. Johnnie Morton	7	at Tampa Bay (12-28-97)
Herman Moore	7	at Philadelphia (12-30-95)
Aubrey Matthews	7	at Philadelphia (12-30-95)
Leonard Thompson	7	at Washington (1-8-83)
8. Five tied with six receptions		

Most Yards Receiving

Player	Yards	Game
1. Brett Perriman	150	vs. Green Bay (1-8-94)
Leonard Thompson	150	at Washington (1-8-83)
3. Herman Moore	133	at Philadelphia (12-30-95)
4. Willie Green	115	vs. Dallas (1-5-92)
5. Steve Junker	109	vs. Cleveland (12-29-57)
6. James Doran	10	vs. Cleveland (12-29-57)
7. James Doran	95	vs. Cleveland (12-27-53)
8. Steve Junker	92	at San Francisco (12-22-57)

Most Touchdowns Receiving

Player	TDs	Game
1. Steve Junker	2	vs. Cleveland (12-29-57)
Willie Green	2	vs. Dallas (1-5-92)
David Sloan	2	at Philadelphia (12-30-95)
3. Eight tied with one touchdown		

INTERCEPTIONS

Most Interceptions

Player	INTs	Game
1. 16 times	1	most recent, Stephen Boyd and Corwin Brown at Washington (1-8-00)

SCORING

Most Points

Player	Points	Game
1. Pat Harder	19	vs. L.A. Rams (12-21-52)
2. David Sloan	12	at Philadelphia (12-30-95)
Willie Green	12	vs. Dallas (1-5-92)
Billy Sims	12	at San Francisco (12-31-83)



	Steve Junker	12	vs. Cleveland (12-29-57)
	Thomas Tracy	12	at San Francisco (12-22-57)
7.	Eddie Murray	11	at San Francisco (12-31-83)
	James Martin	11	vs. Cleveland (12-29-57)
	Doak Walker	11	vs. Cleveland (12-27-53)

Most Touchdowns

	Player	TDs	Game
1.	David Sloan	2	at Philadelphia (12-30-95)
	Willie Green	2	vs. Dallas (1-5-92)
	Billy Sims	2	at San Francisco (12-31-83)
	Steve Junker	2	vs. Cleveland (12-29-57)
	Thomas Tracy	2	at San Francisco (12-31-57)
	Pat Harder	2	vs. L.A. Rams (12-21-52)
	31 tied with one, most recent, Ron Rice and Ron Rivers at Washington (1-8-99)		

Most Field Goals

	Player	FGs	Game
1.	Eddie Murray	3	at San Francisco (12-31-83)
	11 tied with one		

PUNTING

Most Punts

	Player	Punts	Game
1.	Herman Weaver	8	at Dallas (12-26-70)
	Greg Montgomery	8	at Green Bay (12-31-94)
3.	John Jett	7	at Washington (1-8-99)
4.	Robert Smith	6	at Cleveland (12-28-52)
	Earl Girard	6	at Cleveland (12-26-54)
6.	Mark Royals	5	at Philadelphia (12-30-95)
	Jim Arnold	5	vs. Dallas (1-5-92)
	Five tied with four		

Most Punting Yardage

	Player	Yards	Game
1.	Herman Weaver	391	at Dallas (12-26-70)
2.	John Jett	298	at Washington (1-8-99)
3.	Greg Montgomery	292	at Green Bay (12-31-94)
4.	Earl Girard	248	at Cleveland (12-26-54)
5.	Robert Smith	245	at Cleveland (12-28-52)
6.	Jim Arnold	231	vs. Dallas (1-5-92)
7.	Robert Smith	219	vs. L.A. Rams (12-21-52)
8.	Mark Royals	187	at Philadelphia (12-30-95)
9.	Yale Lary	173	at San Francisco (12-22-57)

Best Punting Average

	Player	Avg.	Game
1.	Herman Weaver	48.8	at Dallas (12-26-70)
2.	Jim Arnold	48.3	vs. Green Bay (1-8-94)
3.	Jim Arnold	47.0	at Washington (1-12-92)
4.	Jim Arnold	46.2	vs. Dallas (1-5-92)
5.	Robert Smith	43.8	vs. L.A. Rams (12-21-52)
6.	Yale Lary	43.3	at San Francisco (12-22-57)
7.	John Jett	42.3	at Washington (1-8-00)
8.	Earl Girard	41.3	at Cleveland (12-26-54)
9.	Robert Smith	40.8	at Cleveland (12-28-52)

PUNT RETURNS

Most Returns

	Player	Ret.	Game
1.	Lem Barney	5	at Dallas (12-26-70)
2.	Robbie Martin	4	at San Francisco (12-31-83)
3.	Glyn Milburn	2	at Tampa Bay (12-28-97)
4.	Mel Gray	2	at Washington (1-12-92)
4.	Iheanyi Uwaezuoke	2	at Washington (1-8-99)
	Mel Gray	2	vs. Dallas (1-5-92)
	Robbie Martin	2	at Washington (1-8-83)
	Yale Lary	2	at San Francisco (12-22-57)
	Six tied with one		

Most Return Yards

	Player	Yards	Game
1.	Robbie Martin	30	at San Francisco (12-31-83)
2.	Mel Gray	26	vs. Dallas (1-5-92)
3.	Mel Gray	22	vs. Green Bay (1-8-94)
4.	Lem Barney	20	at Dallas (12-26-70)
5.	Mel Gray	17	at Green Bay (12-31-94)
6.	Iheanyi Uwaezuoke	13	at Washington (1-8-00)
	Mel Gray	13	at Washington (1-12-92)
	Robbie Martin	13	at Washington (1-8-83)
8.	Yale Lary	12	vs. Cleveland (12-29-57)

KICKOFF RETURNS

Most Returns

	Player	Ret.	Game
1.	Alvin Hall	6	at Washington (1-8-83)
	Ron Rivers	6	at Philadelphia (12-30-95)
3.	Ty Talton	5	at Washington (1-8-00)
	Glyn Milburn	5	at Tampa Bay (12-28-97)
	Mel Gray	5	at Washington (1-12-92)
6.	Mel Gray	4	at Green Bay (12-31-94)
	Mel Gray	4	vs. Green Bay (1-8-94)
	Terry Barr	4	at San Francisco (12-22-57)
9.	Allen Williams	3	at Philadelphia (12-30-95)
	Yale Lary	3	vs. Cleveland (12-29-57)

Most Return Yards

	Player	Yards	Game
1.	Mel Gray	159	at Green Bay (12-31-94)
2.	Glyn Milburn	140	at Tampa Bay (12-28-97)
3.	Mel Gray	134	at Washington (1-12-92)
4.	Alvin Hall	123	at Washington (1-8-83)
5.	Ty Talton	114	at Washington (1-8-00)
6.	Ron Rivers	108	at Philadelphia (12-30-95)
7.	Terry Barr	89	at San Francisco (12-22-57)
8.	Yale Lary	75	vs. Cleveland (12-29-57)
9.	Alvin Hall	45	at San Francisco (12-31-83)

LONGEST PLAYS

Rushing Play

	Player	Yards	Game
1.	Doak Walker	671	at Cleveland (12-28-52)
2.	Thomas Tracy	581	at San Francisco (12-22-57)
3.	Billy Sims	56	at San Francisco (12-31-83)
4.	Barry Sanders	471	vs. Dallas (1-5-92)
5.	Barry Sanders	44	vs. Green Bay (1-8-94)

Pass Play

	Players	Yds	Game
1.	Tobin Rote to Jim Doran	781	vs. Cleveland (12-29-57)
2.	Don Majkowski to Herman Moore	681	at Philadelphia (12-30-95)
3.	Gus Frolotte to Herman Moore	58	at Washington (1-8-00)
	Bobby Layne to Doak Walker	51	vs. L.A. Rams (12-21-52)
4.	Eric Hipple to Leonard Thompson	48	at Washington 1-8-83
5.	Dave Krieg to Brett Periman	46	at Green Bay 12-31-94

PUNT

	Player	Yards	Game
1.	Yale Lary	73	vs. Cleveland (12-27-53)
2.	Herman Weaver	61	at Dallas (12-26-70)
3.	Jim Arnold	58	vs. Dallas (1-5-92)
4.	Mike Black	51	at San Francisco (12-31-83)
5.	Jim Arnold	50	vs. Green Bay (1-8-94)
	Yale Lary	50	at San Francisco (12-22-57)

Punt Return

	Player	Yards	Game
1.	Mel Gray	22	vs. Green Bay (1-8-94)
2.	Mel Gray	17	at Green Bay (12-31-94)
3.	Iheanyi Uwaezuoke	13	at Washington (1-8-00)
	Glyn Milburn	13	at Tampa Bay (12-28-97)

THE RECORDS SECTION

Mel Gray	13	vs. Dallas (1-5-92)
6. Robbie Martin	12	at San Francisco (12-31-83)

Kickoff Return

Player	Yards	Game
1. Mel Gray	69	at Green Bay (12-31-94)
2. Mel Gray	55	at Washington (1-12-92)
3. Glyn Milburn	50	at Tampa Bay (12-28-97)
4. Ron Rivers	40	at Philadelphia (12-30-95)
5. Jack Christiansen	34	vs. Los Angeles

Interception Return

Player	Yards	Game
1. Melvin Jenkins	411	vs. Dallas (1-5-92)
2. Mike Weger	31	at Dallas (12-26-70)

3. Bobby Watkins	24	at San Francisco (12-31-83)
4. Joe Schmidt	16	at San Francisco (12-22-57)
5. Melvin Jenkins	15t	vs. Green Bay (1-8-94)

Field Goal

1. Eddie Murray	54	at San Francisco (12-31-83)
2. Jason Hanson	47	vs. Green Bay (1-8-94)
3. Pat Harder	43	vs. L.A. Rams (12-21-52)
4. Jason Hanson	38	at Green Bay (1-31-94)
Three tied at 36		

Lions' Seasonal Leaders

RUSHING

Year	Player	Att.	Yds.	Avg.	TD
1934	Dutch Clark	122	763	6.3	8
1935	Ernie Caddel	87	450	5.2	—
1936	Ace Gutowsky	191	827	4.3	—
1937	Dutch Clark	96	468	4.9	6
1938	Bill Shepherd	100	455	4.6	—
1939	Bill Shepherd	85	420	4.9	—
1940	Byron White*	146	514	3.5	5
1941	Byron White	89	238	2.7	6
1942	Mickey Sanzotta	71	268	3.8	—
1943	Frank Sinkwich	93	266	2.9	—
1944	Frank Sinkwich	150	563	3.8	6
1945	Bob Westfall	82	234	2.9	6
1946	Camp Wilson	64	207	3.2	3
1947	Camp Wilson	89	412	4.6	0
1948	Camp Wilson	157	612	3.9	2
1949	Bill Dudley	125	402	3.2	4
1950	Bob Hoernschemeyer	84	471	5.6	1
1951	Bob Hoernschemeyer	132	678	5.1	2
1952	Bob Hoernschemeyer	106	457	4.3	4
1953	Bob Hoernschemeyer	101	482	4.8	7
1954	Lew Carpenter	104	476	4.6	3
1955	Lew Carpenter	137	543	4.0	6
1956	Gene Gedman	135	479	3.5	7
1957	John Henry Johnson	129	621	4.8	5
1958	Tobin Rote	77	351	4.6	3
1959	Nick Pietrosante	76	447	5.9	3
1960	Nick Pietrosante	161	872	5.4	8
1961	Nick Pietrosante	201	841	4.2	5
1962	Dan Lewis	120	488	4.1	6
1963	Dan Lewis	133	528	4.0	2
1964	Nick Pietrosante	147	526	3.6	4
1965	Amos Marsh	131	495	3.8	6
1966	Tom Nowatzke	151	512	3.4	6
1967	Mel Farr	206	860	4.2	3
1968	Mel Farr	128	597	4.7	3
1969	Bill Triplett	111	377	3.4	3
1970	Mel Farr	166	717	4.3	9
1971	Steve Owens	246	1,035	4.2	8
1972	Altie Taylor	154	658	4.3	4
1973	Altie Taylor	176	719	4.1	5
1974	Altie Taylor	150	532	3.5	5
1975	Dexter Bussey	157	696	4.4	2
1976	Dexter Bussey	196	858	4.4	3
1977	Horace King	155	521	3.4	1
1978	Dexter Bussey	225	924	4.1	5
1979	Dexter Bussey	144	625	4.3	1
1980	Billy Sims	313	1,303	4.2	13
1981	Billy Sims	296	1,437	4.9	13
1982	Billy Sims	172	639	3.7	4
1983	Billy Sims	220	1,040	4.7	7
1984	Billy Sims	130	687	5.3	5
1985	James Jones	244	886	3.6	6
1986	James Jones	252	903	3.6	8
1987	James Jones	96	342	3.6	0
1988	Garry James	182	552	3.0	5
1989	Barry Sanders	280	1,470	5.3	14
1990	Barry Sanders*	255	1,304	5.1	13
1991	Barry Sanders	342	1,548	4.5	16
1992	Barry Sanders	312	1,352	4.3	9
1993	Barry Sanders	243	1,115	4.6	3
1994	Barry Sanders*	331	1,883	5.7	7
1995	Barry Sanders	314	1,500	4.8	11
1996	Barry Sanders*	307	1,553	5.1	11
1997	Barry Sanders*	335	2,053	6.1	11
1998	Barry Sanders	343	1,491	4.3	4
1999	Greg Hill	144	542	3.8	2



PASSING

Year	Player	Att.	Com.	Yds.	Pct.	TD	Int.	Rate
1934	Dutch Clark	49	23	383				
1935	Bill Shepherd	64	28	417				
1936	Dutch Clark	71	38	467				
1937	Bill Shepherd	46	19	297				
1938	Vern Huffman	85	27	382				
1939	Dwight Sloan	102	45	658				
1940	Byron White	80	35	461				
1941	Byron White	62	22	338				
1942	Harry Hopp	68	20	258				
1943	Frank Sinkwich	126	50	699				
1944	Frank Sinkwich	148	58	1,060	39.2	12	20	—
1945	Chas. Fenenbock	110	45	752	40.9	7	11	—
1946	Dave Ryan	154	73	965	47.4	6	17	—
1947	Clyde LeForce	175	94	1,384	53.7	13	20	—
1948	Fred Enke	221	100	1,328	45.2	11	17	—
1949	Fred Enke	142	63	793	44.4	6	5	—
1950	Bobby Layne	336	152	2,323	45.2	16	18	—
1951	Bobby Layne	332	152	2,403	45.8	26	23	—
1952	Bobby Layne	287	139	1,999	48.4	19	20	—
1953	Bobby Layne	273	125	2,088	45.8	16	21	—
1954	Bobby Layne	246	135	1,818	54.9	14	12	—
1955	Bobby Layne	270	143	1,830	53.0	11	17	—
1956	Bobby Layne	244	129	1,909	52.9	9	17	—
1957	Bobby Layne	179	87	1,169	48.6	6	12	—
1958	Tobin Rote	257	118	1,678	45.9	14	10	—
1959	Earl Morrall	137	65	1,102	47.4	5	6	—
1960	Jim Ninowski	283	134	1,599	47.3	2	19	—
1961	Jim Ninowski	247	117	1,921	47.4	7	18	—
1962	Milt Plum	325	179	2,378	55.1	15	20	—
1963	Earl Morrall	328	174	2,621	53.0	24	14	—
1964	Milt Plum	287	154	2,241	53.7	18	15	—
1965	Milt Plum	308	143	1,710	46.4	12	19	—
1966	Karl Sweetan	309	157	1,809	50.8	4	14	—
1967	Milt Plum	172	86	925	50.0	4	8	—
1968	Bill Munson	329	181	2,311	55.0	15	8	—
1969	Bill Munson	166	84	1,062	50.6	7	8	—
1970	Bill Munson	158	84	1,049	53.2	10	7	—
1971	Greg Landry	261	136	2,237	52.1	16	13	—
1972	Greg Landry	268	134	2,066	50.0	18	17	—
1973	Bill Munson	187	95	1,129	50.8	9	8	67.7
1974	Bill Munson	292	166	1,874	56.8	8	7	75.2
1975	Joe Reed	191	86	1,181	45.0	9	10	59.3
1976	Greg Landry	291	168	2,191	57.7	17	8	89.6
1977	Greg Landry	240	135	1,359	56.3	6	7	68.8
1978	Gary Danielson	351	199	2,294	56.7	18	17	73.6
1979	Jeff Komlo	368	183	2,238	49.7	11	23	52.6
1980	Gary Danielson	417	244	3,223	58.5	13	11	82.6
1981	Eric Hipple	279	140	2,358	50.2	14	15	73.3
1982	Gary Danielson	197	100	1,343	50.8	10	14	60.3
1983	Eric Hipple	387	204	2,577	52.7	12	18	64.5
1984	Gary Danielson	410	252	3,076	61.5	17	15	83.1
1985	Eric Hipple	406	223	2,952	54.9	17	18	73.8
1986	Eric Hipple	305	192	1,919	63.0	9	11	75.8
1987	Chuck Long	416	232	2,598	55.8	11	20	63.3
1988	Rusty Hilger	306	126	1,558	41.2	7	12	49.1
1989	Bob Gagliano	232	117	1,671	50.4	6	12	61.2
1990	Rodney Peete	271	142	1,974	52.4	13	8	79.6
1991	Erik Kramer	265	136	1,635	51.3	11	8	71.8
1992	Rodney Peete	213	123	1,702	57.7	9	9	80.0
1993	Rodney Peete	252	157	1,670	62.3	6	14	66.3
1994	Scott Mitchell	246	119	1,456	48.4	10	11	62.0
1995	Scott Mitchell	583	346	4,338	59.3	32	12	92.1
1996	Scott Mitchell	437	253	2,917	57.9	17	17	74.9
1997	Scott Mitchell	509	293	3,484	57.6	19	14	79.3
1998	Charlie Batch	303	173	2,178	57.1	11	6	83.3
1999	Gus Frerotte	288	175	2,117	60.8	9	7	83.6

THE RECORDS SECTION

RECEIVING

Year	Player	No.	Yds.	Avg.	TD
1934	Harry Ebding	9	257	28.5	—
1935	Ernie Caddel	10	171	17.1	—
1936	Ernie Caddel	19	150	7.9	—
1937	Ernie Caddel	9	80	8.9	—
1938	Lloyd Cardwell	9	138	15.3	5
1939	Monk Moscrip	14	176	12.6	—
1940	Lloyd Cardwell	20	349	17.5	—
1941	Bill Fisk	9	140	15.6	—
1942	Bill Fisk	15	177	11.8	—
1943	Harry Hopp	17	229	13.5	6
1944	Jack Matheson	23	361	15.7	3
1945	Johnny Greene	26	550	21.2	5
1946	Johnny Greene	20	289	14.5	2
1947	Johnny Greene	38	621	16.3	5
1948	Joe Margucci	36	450	12.5	2
1949	Bob Mann	66	1,014	15.4	4
1950	Cloyce Box	50	1,009	20.2	11
1951	Leon Hart	35	544	15.5	12
1952	Cloyce Box	42	924	22.0	15
1953	Doak Walker	30	502	16.7	3
1954	Dorne Dibble	46	768	16.7	6
1955	Dave Middleton	44	663	15.1	3
1956	Dave Middleton	39	606	15.5	5
1957	Jim Doran	33	624	18.9	5
1958	Dave Middleton	29	506	17.4	3
1959	Jim Gibbons	31	431	13.9	1
1960	Jim Gibbons	51	604	11.8	2
1961	Gail Cogdill	45	956	21.3	6
1962	Gail Cogdill	53	991	18.7	7
1963	Terry Barr	66	1,086	16.5	13
1964	Terry Barr	57	1,030	18.1	9
1965	Pat Studstill	28	389	13.9	3
1966	Pat Studstill	67	1,266	18.9	5
1967	Mel Farr	39	317	8.1	3
1968	Earl McCullouch	40	680	17.0	5
1969	Charlie Sanders	42	656	15.6	3
1970	Charlie Sanders	40	544	13.6	6
1971	Steve Owens	32	350	10.9	2
1972	Altie Taylor	29	250	8.6	2
1973	Charlie Sanders	28	433	15.5	2
1974	Ron Jessie	54	761	14.1	3
1975	Charlie Sanders	37	486	13.1	3
1976	Ray Jarvis	39	822	21.1	5
1977	Horace King	40	238	6.0	0
1978	David Hill	53	633	11.9	4
1979	Fred Scott	62	829	13.4	5
1980	Fred Scott	53	834	15.7	4
1981	Fred Scott	53	1,022	19.3	5
1982	Billy Sims	34	342	10.1	0
1983	James Jones	46	467	10.2	1
1984	James Jones	77	662	8.6	5
1985	Leonard Thompson	51	736	14.4	5
1986	James Jones	54	334	6.2	1
	Jeff Chadwick	53	995	18.8	5
1987	Pete Mandley	58	720	12.4	7
1988	Pete Mandley	44	617	14.0	4
1989	Richard Johnson	70	1,091	15.6	8
1990	Richard Johnson	64	727	11.4	6
	Robert Clark	53	932	17.6	8
1991	Brett Perriman	52	668	12.8	1
1992	Brett Perriman	69	810	11.7	4
	Herman Moore	52	966	18.6	4
1993	Herman Moore	61	935	15.3	6
1994	Herman Moore	72	1,173	16.3	11
1995	Herman Moore*	123	1,686	13.7	14
	Brett Perriman	108	1,488	13.8	9
1996	Herman Moore	106	1,296	12.2	9



1997	Herman Moore* (tied)	104	1,293	12.4	8
1998	Herman Moore	82	983	12.0	5
	Johnnie Morton	69	1,028	14.9	2
1999	Germane Crowell	81	1,338	16.5	7

SCORING

Year	Player	TD	FG	XP	Tot.
1934	Dutch Clark	8	4	13	73
1935	Dutch Clark	6	1	16	55
1936	Dutch Clark	7	4	19	73
1937	Dutch Clark	6	3	6	45
1938	Lloyd Cardwell	5	0	0	30
1939	Chuck Hanneman	2	4	5	29
1940	Byron White	5	0	2	32
1941	Byron White	4	0	0	24
1942	Eimer Hackney	2	0	0	12
1943	Harry Hopp	9	0	0	54
1944	Frank Sinkwich	6	2	24	66
1945	Bob Westfall	9	0	0	54
1946	Bob Cifers	4	0	0	24
1947	Bill Dudley	11	0	0	66
1948	Bill Dudley	7	0	0	42
1949	Bill Dudley	6	5	30	81
1950	Doak Walker	11	8	38	128
1951	Doak Walker	6	6	43	97
1952	Cloyce Box	15	0	0	90
1953	Doak Walker	5	12	27	93
1954	Doak Walker	5	11	43	106
1955	Doak Walker	7	9	27	96
1956	Bobby Layne	5	12	33	99
1957	Bobby Layne	0	6	25	43
1958	Jim Martin	0	7	28	49
1959	Howard Cassady	5	0	0	30
1960	Jim Martin	0	13	26	65
1961	Jim Martin	0	15	25	70
1962	Wayne Walker	0	9	37	64
1963	Terry Barr	13	0	0	78
1964	Wayne Walker	0	14	32	74
1965	Wayne Walker	0	8	33	57
1966	Garo Yepremian	0	13	11	50
1967	Mel Farr	6	0	0	36
	Tom Nowatzke	6	0	0	36
1968	Mel Farr	7	0	0	42
	Bill Gambrell	7	0	0	42
1969	Errol Mann	0	25	26	101
1970	Errol Mann	0	20	31	101
1971	Errol Mann	0	22	37	103
1972	Errol Mann	0	20	38	98
1973	Errol Mann	0	13	14	53
1974	Errol Mann	0	23	23	92
1975	Errol Mann	0	14	29	67
1976	Benny Ricardo	0	10	19	49
1977	Steve Mike-Mayer	0	8	19	43
1978	Benny Ricardo	0	20	32	92
1979	Benny Ricardo	0	10	25	55
1980	Eddie Murray	0	27	35	116
1981	Eddie Murray	0	25	46	121
1982	Eddie Murray	0	11	16	49
1983	Eddie Murray	0	25	38	113
1984	Eddie Murray	0	20	31	91
1985	Eddie Murray	0	26	31	109
1986	Eddie Murray	0	18	31	85
1987	Eddie Murray	0	20	21	81
1988	Eddie Murray	0	20	22	82
1989	Eddie Murray	0	20	36	96
1990	Barry Sanders	13	0	0	96
1991	Barry Sanders	17	0	0	102
1992	Jason Hanson	0	21	30	93
1993	Jason Hanson#	0	34	28	130
1994	Jason Hanson	0	18	39	93

1995	Jason Hanson#	0	28	48	132
1996	Jason Hanson	0	12	36	72
1997	Jason Hanson	0	26	39	117
1998	Jason Hanson	0	29	27	114
1999	Jason Hanson	0	26	28	106

KICKOFF RETURN

Year	Player	No.	Yards	Avg.	TD
1944	Arthur Van Tone	9	227	25.2	1
1945	Andrew Farkas	8	165	20.6	0
1946	Dave Ryan	15	308	20.5	1
1947	William Dudley	15	359	23.9	0
1948	Camp Wilson	10	228	22.8	0
1949	Don Doll*	21	536	25.5	0
1950	Doak Walker	10	225	22.5	0
1951	Doak Walker	15	408	27.2	0
1952	Jack Christiansen	16	409	25.6	0
1953	Jack Christiansen	10	183	18.3	0
1954	Jug Girard	12	248	20.7	0
1955	Dave Middleton	11	188	17.1	0
1956	Howard Cassady	16	382	23.9	0
1957	Howard Cassady	10	232	23.2	0
1958	Ken Webb	7	154	22.0	0
1959	Ken Webb	16	352	22.0	0
1960	Jim Steffen	8	225	28.1	0
1961	Pat Studstill	16	448	28.1	1
1962	Tommy Watkins	17	452	26.6	0
1963	Tommy Watkins	21	447	21.3	0
1964	Pat Studstill	29	708	24.4	0
1965	Tommy Watkins*	17	584	34.4	0
1966	Tommy Vaughn	23	595	26.0	0
1967	Tommy Vaughn	16	446	27.9	0
1968	Lem Barney	25	670	26.8	1
1969	Bobby Williams*	17	563	33.1	1
1970	Bobby Williams	25	544	21.7	1
1971	Ron Jessie	16	470	29.4	2
1972	Ron Jessie	23	558	24.3	0
1973	Dick Jauron	17	405	23.8	0
1974	Jimmie Jones	38	927	24.4	0
1975	Bobby Thompson	22	565	25.7	0
1976	James Hunter	14	375	26.6	0
1977	Eddie Payton	18	457	25.4	1
1978	Jesse Thompson	14	346	24.7	0
1979	John Arnold	23	539	23.4	0
1980	Rick Kane	23	495	21.5	0
1981	Alvin Hall	25	525	21.0	0
1982	Alvin Hall#	18	426	26.6	1
1983	Alvin Hall	23	492	21.4	0
1984	Pete Mandley	22	390	17.7	0
1985	Alvin Hall	39	886	22.7	0
1986	Herman Hunter	48	1,007	21.0	0
1987	Gary Lee	32	719	22.5	0
1988	Gary Lee	18	355	19.7	0
1989	Mel Gray#	24	640	26.7	0
1990	Mel Gray	41	939	22.9	0
1991	Mel Gray*	36	929	25.8	0
1992	Mel Gray	42	1,006	24.0	1
1993	Mel Gray	28	688	24.6	1
1994	Mel Gray*	45	1,276	28.4	3
1995	Ron Rivers	19	420	22.1	0
1996	Glyn Milburn	64	1,627	25.4	0
1997	Glyn Milburn	55	1,315	23.9	0
1998	Terry Fair*	51	1,428	28.0	2
1999	Terry Fair	34	752	22.1	0

THE RECORDS SECTION

PUNT RETURN

Year	Player	No.	Yards	Avg.	TD
1944	Frank Sinkwich	11	148	13.5	0
1945	Dave Ryan	15	221	14.7	0
1946	Bill DeCorrevont	6	81	13.5	0
1947	William Dudley	11	182	16.5	1
1948	Joe Margucci	10	100	10.0	0
1949	Bill Dudley	11	199	18.1	1
1950	Clarence Self	12	129	10.8	0
1951	Jack Christiansen	18	343	19.1	4
1952	Jack Christiansen*	15	322	21.5	2
1953	Yale Lary	13	115	8.8	1
1954	Jack Christiansen	23	225	9.8	1
1955	Lee Riley	14	107	7.6	0
1956	Howard Cassidy	13	83	6.4	0
1957	Yale Lary	25	139	5.6	0
1958	Yale Lary	27	196	7.3	1
1959	Terry Barr	16	102	6.4	0
1960	Terry Barr	14	104	7.4	0
1961	Howard Cassidy	16	159	9.9	0
1962	Pat Studstill*	29	457	15.8	0
1963	Tommy Watkins	32	399	12.5	1
1964	Tommy Watkins*	16	238	14.9	2
1965	Tommy Watkins	23	234	10.2	0
1966	Tommy Vaughn	18	179	9.9	0
1967	Tommy Watkins	15	57	3.8	0
1968	Lem Barney	13	79	6.1	0
1969	Lem Barney	9	191	21.2	1
1970	Lem Barney	25	259	10.4	1
1971	Lem Barney	14	122	8.7	0
1972	Lem Barney	15	108	7.2	0
1973	Lem Barney	27	231	8.6	0
1974	Dick Jauron#	17	286	16.8	0
1975	Charlie West	22	219	10.0	0
1976	Lem Barney	23	191	8.3	0
1977	Eddie Payton	27	273	10.1	1
1978	Jesse Thompson	16	161	10.1	0
1979	John Arnold	19	164	8.6	0
1980	Ray Williams	27	259	9.6	0
1981	Robbie Martin	52	450	8.7	1
1982	Robbie Martin	26	275	10.6	0
1983	Ken Jenkins	23	230	10.0	0
1984	Robbie Martin	25	210	8.4	0
1985	Pete Mandley	38	403	10.6	1
1986	Pete Mandley	43	420	9.8	1
1987	Pete Mandley	23	250	10.9	0
1988	Pete Mandley	37	287	7.8	0
1989	Walter Stanley*	36	496	13.8	0
1990	Mel Gray	34	361	10.6	0
1991	Mel Gray*	25	385	15.4	1
1992	Mel Gray	18	175	9.7	1
1993	Mel Gray	23	197	8.6	0
1994	Mel Gray	21	233	11.1	0
1995	Johnnie Morton	7	48	6.9	0
1996	Glyn Milburn	34	284	8.4	0
1997	Glyn Milburn	47	433	9.2	0
1998	Terry Fair	30	189	6.3	0
1999	Iheanyi Uwaezuoke	18	150	8.3	0

PUNTING

Year	Player	No.	Avg.	Net	In20	Lg
1944	Frank Sinkwich	45	41.0	—	—	—
1945	Chas. Fenenbock	29	36.8	—	—	—
1946	Bob Cifers	30	45.6	—	—	—
1947	Leroy Zimmerman	49	42.4	—	—	—
1948	George Grimes	28	35.9	—	—	—
1949	Bill Dudley	32	39.9	—	—	—
1950	Bob Smith	32	40.9	—	—	—
1951	Bob Smith	49	42.5	—	—	—
1952	Bob Smith	61	44.7	—	—	—

1953	Bob Smith	40	41.2	—	—	—
1954	Jug Girard	63	41.0	—	—	—
1955	Jug Girard	56	41.3	—	—	—
1956	Yale Lary	42	40.4	—	—	—
1957	Yale Lary	54	39.9	—	—	—
1958	Yale Lary	59	42.8	—	—	—
1959	Yale Lary	45	47.1	—	—	—
1960	Yale Lary	64	43.8	—	—	—
1961	Yale Lary	52	48.4	—	—	—
1962	Yale Lary	52	45.3	—	—	—
1963	Yale Lary	35	48.9	—	—	—
1964	Yale Lary	67	46.3	—	—	—
1965	Pat Studstill	78	42.8	—	—	—
1966	Pat Studstill	72	41.1	—	—	—
1967	Pat Studstill	36	44.5	—	—	—
1968	Jerry DePoyster	71	40.4	—	—	—
1969	Lem Barney	66	34.1	—	—	53
1970	Herman Weaver	62	40.0	—	—	85
1971	Herman Weaver	42	41.7	—	—	63
1972	Herman Weaver	43	40.3	—	—	55
1973	Herman Weaver	54	43.2	—	—	66
1974	Herman Weaver	72	38.5	—	—	61
1975	Herman Weaver#	80	42.0	—	—	61
1976	Herman Weaver	83	39.5	—	—	69
1977	Wilbur Summers	93	36.8	—	—	51
1978	Tom Skladany#	86	42.5	—	—	63
1979	Larry Swider	88	40.0	—	—	72
	Tom Skladany	10	40.6	—	—	52
1980	Tom Skladany	72	42.2	—	—	18 67
1981	Tom Skladany#	64	43.5	—	—	21 74
1982	Tom Skladany	36	41.2	33.9	6	59
1983	Mike Black	71	41.0	33.7	17	60
1984	Mike Black	76	41.6	32.7	13	63
1985	Mike Black	73	41.8	34.7	18	60
1986	Mike Black	46	39.5	30.7	11	57
	Jim Arnold	36	42.6	30.7	7	60
1987	Jim Arnold	46	43.6	37.9	17	60
1988	Jim Arnold#	97	42.4	35.9	22	69
1989	Jim Arnold	82	43.1	36.0	15	64
1990	Jim Arnold	63	40.6	35.3	10	59
1991	Jim Arnold	75	41.2	35.4	27	63
1992	Jim Arnold	65	43.8	38.3	12	71
1993	Jim Arnold#	72	44.5	36.8	15	68
1994	Greg Montgomery	63	44.2	34.2	20	64
1995	Mark Royals	57	42.0	31.8	15	69
1996	Mark Royals	69	43.8	33.3	11	60
1997	John Jett	84	42.6	35.6	25	60
1998	John Jett	66	43.8	36.0	17	60
1999	John Jett	86	42.3	34.8	27	62

INTERCEPTIONS

Year	Player	Pos.	No.	Yards	TD
1944	Alex Wojciechowicz	C	7	88	0
1945	Dave Rojan	B	3	90	0
	Charles DeShane	B	3	75	1
	John Greene	C	3	65	0
	Damon Tassos	G	3	49	0
	Ivan Trebotich	B	3	46	0
1946	Dave Ryan	B	4	105	0
1947	Bill Dudley	B	5	104	1
	Bob Wiese	B	5	54	0
1948	Jim Gillette	B	6	17	0
1949	Don Doll	B	11	301	2
1950	Don Doll	B	12	163	1
1951	Bob Smith	DB	3	70	0
1952	Bob Smith	DB	9	184	1
1953	Jack Christiansen*	DB	12	238	1
1954	Jack Christiansen	DB	8	84	1



1955	Jack Christiansen	DB	3	49	0
	Jim David	DB	3	44	0
	Bill Sliets	DB	3	7	0
1956	Yale Lary	DB	8	182	1
	Jack Christiansen	DB	8	109	0
1957	Jack Christiansen*	DB	10	137	1
1958	Joe Schmidt	LB	6	69	0
1959	Gary Lowe	DB	5	130	0
1960	Dick Lane	DB	5	102	1
1961	Dick Lane	DB	6	73	0
	Yale Lary	DB	6	95	0
1962	Yale Lary	DB	8	51	0
1963	Dick LeBeau	DB	5	158	1
	Dick Lane	DB	5	70	0
1964	Yale Lary	DB	6	101	0
1965	Dick LeBeau	DB	7	84	1
1966	Mike Lucci	LB	5	118	1
	Bruce Maher	DB	5	90	0
1967	Lem Barney*	DB	10	232	3
1968	Lem Barney	DB	7	82	0
1969	Lem Barney	DB	8	126	0
1970	Dick LeBeau#	DB	9	96	0
1971	Dick LeBeau#	DB	6	76	0
1972	Lem Barney	DB	3	88	0
1973	Levi Johnson	DB	5	82	0
1974	Levi Johnson	DB	5	139	2
1975	Lem Barney	DB	5	23	0
1976	James Hunter	DB	7	120	1
1977	James Hunter	CB	6	104	0
1978	Jimmy Allen	S	5	70	0
1979	Luther Bradley	DB	4	11	0
	Jimmy Allen	S	4	0	0
1980	Jimmy Allen	S	6	38	0
	James Hunter	CB	6	20	0
1981	Jimmy Allen	S	9	123	0
1982	Bobby Watkins	CB	5	22	0
1983	Bruce McNorton	CB	7	30	0
1984	Bobby Watkins	CB	6	0	0
1985	Bobby Watkins	CB	5	15	0
1986	Devon Mitchell	S	5	41	0
1987	James Griffin	S	6	130	0
1988	Devon Mitchell	S	3	107	1
	George Jamison	LB	3	56	1
1989	Jerry Holmes	CB	6	77	1
1990	William White	S	5	120	1
1991	Ray Crockett#	CB	6	141	1
1992	William White	S	4	54	0
	Ray Crockett	CB	4	50	0
	Kevin Scott	CB	4	35	0
	Melvin Jenkins	CB	4	34	0
1993	Pat Swilling	LB	3	16	0
1994	Robert Massey	CB	4	25	0
1995	Willie Clay	S	8	173*	0
1996	Ryan McNeil	CB	5	14	0
1997	Mark Carrier	S	5	94	0
1998	Bryant Westbrook	CB	3	49	1
	Mark Carrier	S	3	33	0
	Ron Rice	S	3	25	0
1999	Ron Rice	S	5	82	0

TACKLES

(since 1973)

Year	Player	Pos.	Total	Solo	Asst.
1973	Charlie Weaver	LB	55	—	—
1974	Jim Laslavic	LB	94	—	—
1975	Paul Naumoff	LB	143	—	—
1976	Charlie Weaver	LB	114	—	—
1977	Ed O'Neil	LB	114	71	43
1978	Ed O'Neil	LB	141	85	56
1979	Doug English	DT	122	90	32
1980	Ken Fantetti	LB	130	85	45
1981	Ken Fantetti	LB	148	-	-
1982	Ken Fantetti	LB	71	54	17
1983	Ken Fantetti	LB	132	82	50
1984	Alvin Hall	DB	147	94	53
1985	William Graham	S	113	75	38
1986	Demetrious Johnson S	S	112	92	20
1987	Dennis Gibson	LB	82	68	14
1988	Chris Spielman	LB	153	118	35
1989	Chris Spielman	LB	125	89	36
1990	Chris Spielman	LB	108	79	29
1991	Chris Spielman	LB	126	84	42
1992	Chris Spielman	LB	146	94	52
1993	Chris Spielman	LB	148	97	51
1994	Chris Spielman	LB	195	124	71
1995	Chris Spielman	LB	137	90	47
1996	Bennie Blades	S	131	99	32
1997	Stephen Boyd	LB	192	123	69
1998	Stephen Boyd	LB	156	113	43
1999	Stephen Boyd	LB	188	114	74

QUARTERBACK SACKS

(since 1973)

Year	Player	Pos.	Sacks	Yards
1973	Larry Hand	DT	11.0	—
1974	Ken Sanders	DE	6.5	—
1975	Larry Hand	DT	7.0	—
1976	Charlie Weaver	LB	7.0	—
1977	Ken Sanders	DE	9.0	—
1978	Al Baker	DE	23.0	206.0
1979	Al Baker	DE	16.0	137.5
1980	Al Baker	DE	18.0	136.5
1981	Dave Pureifory	DE	12.0	96.0
1982	Al Baker	DE	8.5	61.0
1983	William Gay	DT	13.5	103.5
1984	William Gay	DE	10.0	72.0
1985	Jimmy Williams	LB	7.5	55.0
1986	Keith Ferguson	DE	9.5	73.0
1987	Michael Cofer	LB	8.5	78.0
1988	Michael Cofer	LB	12.0	88.0
1989	Michael Cofer	LB	9.5	60.0
1990	Michael Cofer	LB	10.0	57.0
1991	Jeff Hunter	DE	6.0	60.0
1992	Tracy Scroggins	LB	7.5	41.0
1993	Robert Porcher	DE	8.5	53.0
1994	Broderick Thomas	LB	7.0	49.5
1995	Henry Thomas	DT	10.5	82.0
1996	Robert Porcher	DE	10.0	71.0
1997	Robert Porcher	DE	12.5	75.5
1998	Robert Porcher	DE	11.5	85.5
1999	Robert Porcher	DE	15.0	106.5

* NFL Leader

NFC Leader

300-Yard Passing Games

(Since 1950)

Date	Game	Player	Yds	Cmp	Att	Date	Game	Player	Yds	Cmp	Att
11/5/50	Chicago	Bobby Layne	374	23	45	9/17/89	at N.Y. Giants	Bob Gagliano	344	21	31
9/30/51	Washington	Bobby Layne	310	20	26	12/16/90	Chicago	Rodney Peete	316	18	27
10/21/51	N.Y. Yankees	Bobby Layne	315	20	44	1/5/92	Dallas*	Erik Kramer	341	29	38
9/27/53	Pittsburgh	Bobby Layne	364	19	37	9/27/92	Tampa Bay	Rodney Peete	323	20	31
11/20/55	Chicago	Bobby Layne	319	20	32	11/15/92	at Pittsburgh	Erik Kramer	304	20	37
11/3/63	at S.F. 49ers	Earl Morrall	330	24	33	11/24/94	Buffalo	Dave Krieg	351	20	25
11/17/63	L.A. Rams	Earl Morrall	312	21	44	10/22/95	at Washington	Scott Mitchell	327	30	50
11/1/64	L.A. Rams	Milt Plum	347	16	24	11/5/95	at Atlanta	Scott Mitchell	321	23	50
11/14/76	at New Orleans	Greg Landry	310	27	38	11/23/95	Minnesota	Scott Mitchell	410	30	45
12/9/78	Minnesota	Gary Danielson	352	26	33	12/4/95	Chicago	Scott Mitchell	320	26	38
10/5/80	at Atlanta	Gary Danielson	348	23	36	12/23/95	at Tampa Bay	Scott Mitchell	352	26	41
12/14/80	Tampa Bay	Gary Danielson	360	29	44	9/22/96	Chicago	Scott Mitchell	336	24	34
10/19/81	Chicago	Eric Hipple	336	14	25	10/13/96	at Oakland	Scott Mitchell	343	31	50
11/22/84	Green Bay	Gary Danielson	305	24	33	9/7/97	Tampa Bay	Scott Mitchell	331	29	50
9/21/86	Tampa Bay	Eric Hipple	318	31	46	11/14/99	at Arizona	Gus Frolotte	375	24	39
10/19/86	at L.A. Rams	Eric Hipple	316	31	50	11/25/99	Chicago	Gus Frolotte	309	29	42
10/25/87	Green Bay	Chuck Long	362	33	47						

100-Yard Rushing Games

(Since 1950)

Date	Game	Player	Yards	Att	Date	Game	Player	Yards	Att
9/24/50	Pittsburgh	Bobby Layne	118	15	11/12/78	Tampa Bay	Horace King	104	12
11/23/50	N.Y. Yanks	Bob Hoernschmeyer	198	17	10/28/79	Buffalo	Dexter Bussey	139	26
11/18/51	at Philadelphia	Bob Hoernschmeyer	118	14	9/7/80	at L.A. Rams	Dexter Bussey	111	14
11/9/52	at Pittsburgh	Bob Hoernschmeyer	107	20	9/7/80	at L.A. Rams	Billy Sims	153	22
10/10/54	L.A. Rams	Low Carpenter	119	14	9/14/80	at Green Bay	Billy Sims	134	20
11/24/55	Green Bay	Low Carpenter	120	20	9/28/80	Minnesota	Billy Sims	157	27
10/21/56	S.F. 49ers	Don McIlhenny	104	13	10/26/80	at Kansas City	Billy Sims	155	28
11/22/56	Green Bay	Gene Gedman	103	22	11/16/80	Baltimore	Billy Sims	126	30
10/6/57	at Green Bay	John Henry Johnson	109	18	9/20/81	at Minnesota	Billy Sims	112	27
11/28/57	Green Bay	John Henry Johnson	105	8	9/27/81	Oakland	Billy Sims	133	21
11/26/59	Green Bay	Nick Pietrosante	134	17	10/11/81	at Denver	Billy Sims	185	28
10/30/60	at L.A. Rams	Dan Lewis	128	14	10/19/81	Chicago	Frick Kane	101	20
11/20/60	at Chicago	Nick Pietrosante	106	20	11/8/81	at Washington	Billy Sims	159	21
12/11/60	Dallas	Nick Pietrosante	142	21	11/15/81	Dallas	Billy Sims	119	23
12/18/60	Chicago	Nick Pietrosante	104	15	11/22/81	at Chicago	Billy Sims	117	22
10/8/61	Chicago	Nick Pietrosante	113	12	12/12/81	Minnesota	Billy Sims	110	13
10/29/61	at L.A. Rams	Nick Pietrosante	112	21	9/19/82	at L.A. Rams	Billy Sims	119	25
10/27/63	Minnesota	Tom Watkins	102	17	11/25/82	N.Y. Giants	Billy Sims	114	26
11/3/63	at S.F. 49ers	Tom Watkins	107	21	12/12/82	at Green Bay	Billy Sims	109	29
11/25/65	Baltimore	Amos Marsh	146	23	11/13/83	at Houston	Billy Sims	105	20
12/5/65	at S.F. 49ers	Amos Marsh	109	25	11/20/83	at Green Bay	Billy Sims	189	36
9/24/67	Cleveland	Tom Watkins	115	24	11/24/83	Pittsburgh	Billy Sims	106	26
11/12/67	at Minnesota	Mel Farr	197	24	12/5/83	Minnesota	Billy Sims	137	23
10/13/68	at Chicago	Mel Farr	138	18	9/9/84	Atlanta	Billy Sims	140	20
10/20/68	Green Bay	Mel Farr	145	29	9/30/84	at San Diego	Billy Sims	119	14
11/22/70	S.F. 49ers	Mel Farr	117	16	10/14/84	Tampa Bay	Billy Sims	100	16
11/26/70	Oakland	Mel Farr	104	20	10/21/84	at Minnesota	Billy Sims	103	22
11/7/71	at Denver	Steve Owens	109	16	10/20/85	S.F. 49ers	James Jones	116	30
11/14/71	L.A. Rams	Allie Taylor	101	19	10/27/85	Miami	James Jones	114	36
9/17/72	N.Y. Giants	Steve Owens	113	20	12/15/85	Green Bay	James Jones	104	23
11/23/72	N.Y. Jets	Allie Taylor	123	15	9/7/86	at Minnesota	James Jones	174	36
10/28/73	Green Bay	Allie Taylor	160	23	10/12/86	at Green Bay	Garry James	140	20
11/18/73	at Chicago	Allie Taylor	106	18	9/24/89	Chicago	Barry Sanders	126	18
12/15/73	at Miami	Steve Owens	113	27	10/29/89	at Green Bay	Barry Sanders	184	30
10/10/76	New England	Horace King	100	32	11/19/89	at Cincinnati	Barry Sanders	114	18
11/7/76	at Minnesota	Lawrence Gaines	116	22	11/23/89	Cleveland	Barry Sanders	145	28
11/25/76	Buffalo	Dexter Bussey	137	27	12/10/89	at Chicago	Barry Sanders	120	26
9/25/77	New Orleans	Dexter Bussey	150	24	12/17/89	Tampa Bay	Barry Sanders	104	21
11/6/77	San Diego	Rick Kane	105	24	12/24/89	at Atlanta	Barry Sanders	158	20
9/24/78	at Seattle	Dexter Bussey	120	20	11/4/90	Washington	Barry Sanders	104	11



Date	Game	Player	Yards	Att	Date	Game	Player	Yards	Att
11/22/90	Denver	Barry Sanders	147	23	9/17/95	Arizona	Barry Sanders	147	24
12/10/90	L.A. Raiders	Barry Sanders	176	25	10/8/95	Cleveland	Barry Sanders	157	18
12/22/90	at Green Bay	Barry Sanders	133	19	10/15/95	at Green Bay	Barry Sanders	124	18
9/15/91	Miami	Barry Sanders	143	32	10/29/95	Green Bay	Barry Sanders	167	22
9/22/91	at Indianapolis	Barry Sanders	179	30	11/19/95	at Chicago	Barry Sanders	120	24
9/29/91	Tampa Bay	Barry Sanders	160	27	11/23/95	Minnesota	Barry Sanders	138	24
10/6/91	Minnesota	Barry Sanders	116	25	9/1/96	at Minnesota	Barry Sanders	163	24
11/10/91	at Tampa Bay	Barry Sanders	118	23	9/8/96	Tampa Bay	Barry Sanders	125	20
11/24/91	at Minnesota	Barry Sanders	220	23	11/3/96	at Green Bay	Barry Sanders	152	20
12/8/91	N.Y. Jets	Barry Sanders	114	20	11/17/96	Seattle	Barry Sanders	134	16
12/22/91	at Buffalo	Barry Sanders	108	26	11/24/96	at Chicago	Barry Sanders	107	21
9/6/92	at Chicago	Barry Sanders	109	19	12/8/96	Minnesota	Barry Sanders	134	20
10/25/92	at Tampa Bay	Barry Sanders	122	21	12/23/96	at S.F. 49ers	Barry Sanders	175	28
11/8/92	Dallas	Barry Sanders	108	18	9/14/97	at Chicago	Barry Sanders	161	19
11/22/92	at Cincinnati	Barry Sanders	151	29	9/21/97	at New Orleans	Barry Sanders	113	18
12/6/92	at Green Bay	Barry Sanders	114	16	9/28/97	Green Bay	Barry Sanders	139	28
12/20/92	Chicago	Barry Sanders	113	20	10/5/97	at Buffalo	Barry Sanders	107	25
12/28/92	at S.F. 49ers	Barry Sanders	104	19	10/12/97	at Tampa Bay	Barry Sanders	215	24
9/12/93	at New England	Barry Sanders	148	32	10/19/97	N.Y. Giants	Barry Sanders	105	24
10/3/93	at Tampa Bay	Barry Sanders	130	22	11/2/97	at Green Bay	Barry Sanders	105	23
10/17/93	Seattle	Barry Sanders	101	22	11/9/97	at Washington	Barry Sanders	105	19
11/7/93	Tampa Bay	Barry Sanders	187	29	11/16/97	Minnesota	Barry Sanders	108	15
12/12/93	at Phoenix	Derrick Moore	107	20	11/23/97	Indianapolis	Barry Sanders	216	24
1/2/94	Green Bay	Eric Lynch	115	30	11/27/97	Chicago	Barry Sanders	167	19
1/8/94	Green Bay*	Barry Sanders	169	27	12/7/97	at Miami	Barry Sanders	137	30
9/4/94	Atlanta	Barry Sanders	120	27	12/14/97	at Minnesota	Barry Sanders	138	19
9/19/94	at Dallas	Barry Sanders	194	40	12/21/97	N.Y. Jets	Barry Sanders	184	23
9/25/94	New England	Barry Sanders	131	18	9/14/98	Cincinnati	Barry Sanders	185	26
10/2/94	at Tampa Bay	Barry Sanders	166	20	9/28/98	Tampa Bay	Barry Sanders	131	27
10/23/94	Chicago	Barry Sanders	167	23	10/15/98	Green Bay	Barry Sanders	155	25
10/30/94	at N.Y. Giants	Barry Sanders	146	26	10/25/98	Minnesota	Barry Sanders	127	24
11/13/94	Tampa Bay	Barry Sanders	237	26	11/1/98	Arizona	Barry Sanders	107	27
12/4/94	Green Bay	Barry Sanders	188	20	11/8/98	at Philadelphia	Barry Sanders	140	20
12/10/94	at N.Y. Jets	Barry Sanders	127	23	11/15/98	Chicago	Barry Sanders	114	24
12/17/94	Minnesota	Barry Sanders	110	17	12/6/98	at Jacksonville	Barry Sanders	102	18
9/3/95	at Pittsburgh	Barry Sanders	108	21	10/31/99	Tampa Bay	Greg Hill	123	16

100-Yard Receiving Games

(Since 1950)

Date	Game	Player	Yards	Rec	Date	Game	Player	Yards	Rec
11/23/50	N.Y. Yankees	Cloyce Box	123	4	12/17/61	Philadelphia	Gail Cogdill	171	7
12/3/50	at Baltimore	Cloyce Box	302	12	9/23/62	S.F. 49ers	Gail Cogdill	147	4
9/30/51	Washington	Bill Swiak	121	10	9/30/62	at Baltimore	Terry Barr	153	5
12/7/52	Chicago	Cloyce Box	172	5	10/21/62	at N.Y. Giants	Gail Cogdill	106	3
12/13/52	at Dallas	Cloyce Box	202	7	12/2/62	Baltimore	Gail Cogdill	137	6
9/27/53	Pittsburgh	Cloyce Box	138	5	12/9/62	Minnesota	Gail Cogdill	103	4
10/24/54	at S.F. 49ers	Doak Walker	125	7	9/29/63	Chicago	Gail Cogdill	119	4
11/14/54	S.F. 49ers	Doak Walker	119	2	10/13/63	at Dallas	Gail Cogdill	150	4
11/13/55	at Pittsburgh	Dave Middleton	102	5	10/27/63	Minnesota	Terry Barr	101	3
10/6/56	at Baltimore	Dorne Dibble	106	3	11/3/63	at S.F. 49ers	Terry Barr	135	10
12/2/56	Chicago	Dave Middleton	146	7	11/10/63	at Baltimore	Terry Barr	101	7
10/20/57	Baltimore	Howard Cassidy	113	6	11/17/63	L.A. Rams	Gail Cogdill	107	5
11/3/57	at S.F. 49ers	James Doran	150	7	11/17/63	L.A. Rams	Terry Barr	100	6
11/17/57	S.F. 49ers	James Doran	137	6	11/24/63	at Minnesota	Terry Barr	119	7
12/29/57	Cleveland*	Steve Junker	109	5	12/8/63	Cleveland	Terry Barr	118	4
12/29/57	Cleveland*	James Doran	101	3	9/13/64	at S.F. 49ers	Terry Barr	108	3
10/5/58	at Green Bay	James Doran	133	4	9/13/64	at S.F. 49ers	Gail Cogdill	116	6
10/12/58	L.A. Rams	James Doran	102	4	9/19/64	at L.A. Rams	Terry Barr	109	7
11/26/59	Green Bay	James Gibbons	103	7	10/4/64	N.Y. Giants	Terry Barr	118	3
10/9/60	S.F. 49ers	Gail Cogdill	115	8	10/23/64	at S.F. 49ers	Pat Studstill	128	4
10/8/61	Chicago	Terry Barr	101	5	11/1/64	L.A. Rams	Gail Cogdill	165	7
10/29/61	at L.A. Rams	Gail Cogdill	103	3	12/13/64	S.F. 49ers	Jim Gibbons	161	4
11/12/61	at St. Louis	Terry Barr	113	4	10/17/65	Green Bay	Terry Barr	112	5
					10/31/65	at L.A. Rams	Terry Barr	103	3

THE RECORDS SECTION

Date	Game	Player	Yards	Rec	Date	Game	Player	Yards	Rec
10/9/66	at L.A. Rams	Pat Studstill	142	6	9/6/93	Atlanta	Herman Moore	113	4
10/16/66	at Baltimore	Pat Studstill	141	6	9/26/93	Phoenix	Willie Green	102	3
10/30/66	Green Bay	Pat Studstill	164	7	10/24/93	at L.A. Rams	Herman Moore	120	6
11/6/66	at Chicago	Pat Studstill	125	7	10/31/93	at Minnesota	Herman Moore	113	3
11/13/66	at Minnesota	Pat Studstill	116	9	1/8/94	Green Bay*	Brett Perriman	150	10
10/1/67	at St. Louis	Pat Studstill	107	5	10/30/94	at N.Y. Giants	Herman Moore	106	9
9/15/68	at Dallas	Earl McCullough	132	5	11/6/94	at Green Bay	Herman Moore	151	8
12/8/68	at Atlanta	Bill Gambrell	105	4	11/20/94	at Chicago	Brett Perriman	120	6
12/15/68	at Washington	Charlie Sanders	133	10	11/24/94	Buffalo	Herman Moore	169	7
11/16/69	St. Louis	Earl McCullough	117	5	9/5/95	at Pittsburgh	Herman Moore	131	10
10/18/70	at Cleveland	Larry Walton	158	4	9/17/95	Arizona	Brett Perriman	114	7
10/17/71	at Houston	Allie Taylor	122	4	9/25/95	San Francisco	Brett Perriman	115	9
9/17/72	at N.Y. Giants	John Hilton	120	3	10/8/95	Cleveland	Herman Moore	125	9
10/8/72	at Atlanta	Ron Jessie	102	3	10/22/95	at Washington	Herman Moore	102	10
10/22/72	San Diego	Larry Walton	101	7	10/22/95	at Washington	Brett Perriman	115	6
9/16/73	at Pittsburgh	Ron Jessie	131	3	10/29/95	Green Bay	Herman Moore	147	6
10/6/74	at L.A. Rams	Ron Jessie	149	6	11/5/95	at Atlanta	Herman Moore	176	9
10/20/74	at Minnesota	Ron Jessie	116	10	11/12/95	Tampa Bay	Herman Moore	104	9
10/27/74	Green Bay	Charlie Sanders	146	7	11/12/95	Tampa Bay	Brett Perriman	125	10
10/19/75	at Minnesota	Ray Jarvis	100	6	11/19/95	at Chicago	Brett Perriman	142	12
12/7/75	Chicago	Marlin Briscoe	119	5	11/23/95	Minnesota	Herman Moore	127	8
10/31/76	Green Bay	Ray Jarvis	163	6	11/23/95	Minnesota	Johnnie Morton	102	7
11/14/76	at New Orleans	Ray Jarvis	111	5	11/23/95	Minnesota	Brett Perriman	153	12
11/12/78	Tampa Bay	David Hill	106	7	12/4/95	Chicago	Herman Moore	183	14
11/11/79	Tampa Bay	Freddie Scott	148	9	12/10/95	at Houston	Herman Moore	105	7
10/5/80	at Atlanta	Freddie Scott	107	5	12/10/95	at Houston	Brett Perriman	128	6
12/14/80	Tampa Bay	Leonard Thompson	106	5	12/23/95	at Tampa Bay	Herman Moore	105	10
10/19/81	Chicago	Freddie Scott	110	3	12/23/95	at Tampa Bay	Brett Perriman	135	5
10/19/81	Chicago	Leonard Thompson	118	3	12/30/95	at Philadelphia*	Herman Moore	133	7
11/8/81	at Washington	Freddie Scott	156	8	9/1/96	at Minnesota	Herman Moore	157	12
9/19/82	at L.A. Rams	Billy Sims	103	5	9/22/96	Chicago	Johnnie Morton	174	7
12/19/82	Minnesota	Leonard Thompson	161	5	9/29/96	at Tampa Bay	Herman Moore	104	9
1/1/83	at Washington*	Leonard Thompson	150	7	10/6/96	Atlanta	Herman Moore	107	3
9/11/83	Cleveland	Leonard Thompson	179	8	10/13/96	at Oakland	Herman Moore	109	10
9/25/83	at Minnesota	Mark Nichols	100	5	10/13/96	at Oakland	Johnnie Morton	109	8
10/21/84	at Minnesota	Mark Nichols	117	5	11/28/96	Kansas City	Brett Perriman	131	8
11/4/84	Philadelphia	Ken Jenkins	128	8	12/15/96	Minnesota	Herman Moore	126	9
11/22/84	Green Bay	Mark Nichols	108	4	8/31/97	Atlanta	Herman Moore	115	7
10/6/85	at Green Bay	Jeff Chadwick	112	7	9/7/97	Tampa Bay	Johnnie Morton	102	4
10/27/85	Miami	Leonard Thompson	133	6	9/7/97	Tampa Bay	Barry Sanders	102	8
11/28/85	N.Y. Jets	Leonard Thompson	115	7	9/21/97	New Orleans	Herman Moore	111	11
12/15/85	Green Bay	Carl Bland	109	7	9/28/97	Green Bay	Herman Moore	105	6
12/22/85	Chicago	Pete Mandley	127	5	10/5/97	at Buffalo	Herman Moore	116	8
12/22/85	Chicago	Leonard Thompson	101	9	10/12/97	at Tampa Bay	Herman Moore	120	5
9/21/86	Tampa Bay	Jeff Chadwick	106	5	11/17/97	Minnesota	Herman Moore	130	10
11/2/86	Cincinnati	Jeff Chadwick	100	6	11/23/97	Chicago	Johnnie Morton	120	7
11/16/86	at Philadelphia	Jeff Chadwick	139	5	12/7/97	at Miami	Johnnie Morton	171	9
11/27/86	Green Bay	Jeff Chadwick	121	6	9/6/98	at Green Bay	Herman Moore	100	9
9/20/87	at L.A. Raiders	Pete Mandley	110	7	10/4/98	at Chicago	Johnnie Morton	138	2
10/2/88	at S.F. 49ers	Pete Mandley	116	7	11/1/98	Arizona	Johnnie Morton	115	7
9/17/89	at N.Y. Giants	Richard Johnson	172	9	11/15/98	Chicago	Johnnie Morton	109	5
10/1/89	Pittsburgh	Robert Clark	124	6	11/26/98	Pittsburgh	Herman Moore	148	8
11/5/89	at Houston	Robert Clark	141	6	12/6/98	at Jacksonville	Herman Moore	116	7
12/31/89	New Orleans	Richard Johnson	248	8	12/27/98	at Baltimore	Herman Moore	120	10
12/24/89	at Atlanta	Richard Johnson	135	7	9/12/99	at Seattle	Germane Crowell	141	7
9/9/90	Tampa Bay	Robert Clark	117	6	9/19/99	Green Bay	Johnnie Morton	118	4
10/14/90	at Kansas City	Barry Sanders	135	5	11/7/99	St. Louis	Germane Crowell	163	8
10/28/90	at New Orleans	Robert Clark	127	6	11/14/99	at Arizona	Germane Crowell	142	5
9/8/91	Green Bay	Robert Clark	143	10	11/14/99	at Arizona	Johnnie Morton	110	4
11/10/91	at Tampa Bay	Brett Perriman	127	6	11/21/99	at Green Bay	Germane Crowell	112	8
1/5/92	Dallas*	Willie Green	115	8	11/25/99	Washington	Germane Crowell	122	5
9/6/92	at Chicago	Willie Green	114	5	12/12/99	at Tampa Bay	Johnnie Morton	107	7
9/27/92	Tampa Bay	Brett Perriman	117	9	12/19/99	at Chicago	Johnnie Morton	100	8
10/15/92	at Minnesota	Brett Perriman	124	8	1/2/00	at Minnesota	Johnnie Morton	128	10
10/25/92	at Tampa Bay	Herman Moore	108	3	1/2/00	at Minnesota	Germane Crowell	120	8
11/15/92	at Pittsburgh	Willie Green	115	6					
12/6/92	at Green Bay	Herman Moore	114	8					
12/20/92	Chicago	Herman Moore	108	3					

* Post-season game



The Last Time ...

Punt Return for a Touchdown

By Lions: Desmond Howard, 68 yards vs. Washington, 12-5-99
By Opponent: Damon Gibson, 65 yards (Cincinnati), 9-13-98

Kickoff Return for a Touchdown

By Lions: Terry Fair, 105 yards vs. Tampa Bay, 9-28-98
By Opponent: James Thrash, 95 yards (Washington), 12-5-99

Interception Return for a Touchdown

By Lions: Terry Fair, 41 yards vs. Minnesota, 10-17-99
By Opponent: Willie Williams, 40 yards (at Seattle), 9-12-99

Fumble Recovered/Returned for a Touchdown

By Lions: Luther Ellis, 11 yards vs. Washington, 12-5-99
By Opponent: Darryll Lewis, 42 yards (San Diego), 10-10-99

Touchdown Off a Halfback Pass

By Lions: James Jones to Gary Danielson, 22 yards vs. Philadelphia, 11-4-84
By Opponent: Edgar Bennett to Chris Penn, 18 yards (at Chicago), 10-4-98

Touchdown From Field Goal Formation

By Lions: Eric Hipple, 8 yard run vs. Chicago, 10-16-83
By Opponent: NOT SINCE 1948

Touchdown Off a Fake Field Goal

By Lions: Joe Reed to Ed O'Neil, 32 yard pass vs. Atlanta, 9-19-76
By Opponent: NOT SINCE 1948

Touchdown Off a Fake Punt

By Lions: NOT SINCE 1948
By Opponent: NOT SINCE 1948

Blocked Field Goal

By Lions: Ron Rice vs. Tampa Bay, Martin Gramatica kicker, 10-31-99
By Opponent: Warren Sapp (at Tampa Bay), Jason Hanson kicker, 9-29-96

Blocked Field Goal for a Touchdown

By Lions: Melvin Jenkins, 56 yards vs. Minnesota, 9-13-92 (Marc Spindler block)
By Opponent: Dwayne Crump, 64 yards (St. Louis), 12-21-75 (Bob Rowe block)

Blocked Punt

By Lions: Bennie Blades vs. Cleveland, Brian Hansen punter, 12-13-92
By Opponent: Ken Irvin (at Buffalo), John Jett punter, 10-5-97

Blocked Punt Recovered/Returned for a Touchdown

By Lions: Bennie Blades, 7 yards vs. Green Bay, 11-1-92
By Opponent: Barney Bussey, recovered in endzone (at Cincinnati), 11-19-89

Blocked PAT

By Lions: Ray Oldham at Minnesota, Rick Danmeier kicker, 9-20-81
By Opponent: Junior Bryant (at San Francisco), Jason Hanson kicker, 12-14-98

Missed PAT


By Lions: Jason Hanson at Seattle, 9-12-99
By Opponent: Michael Husted (at Tampa Bay), 10-12-97

Shutout

By Lions: Detroit (27), at Tampa Bay (0), 9-29-96
By Opponent: at Detroit (0), Minnesota (13), 12-5-93

Safety

By Lions: TEAM at Seattle, 9-12-99
By Opponent: Brad Culppepper (at Tampa Bay), sacked Gus Frerotte quarterback, 12-12-99



Coaching & Series Records

Lions' Year-By-Year Results

PORTSMOUTH SPARTANS (1930-1933)

Year	Coach	GP	Record	Pct.	REGULAR SEASON			Post-Away	Pre-Season	Season	Conf./Div. Finish
					PF	PA	Home				
1930	Tubby Griffen	14	5-6-3	.455	176	161	5-1-2	0-5-1	0-0	0-0	17th NFL
1931	Potsy Clark	14	11-3-0	.786	175	77	7-0-0	4-3-0	0-0	0-0	2nd NFL
1932	Potsy Clark	12	6-2-4	.750	116	71	2-0-2	4-2-2	0-0	0-0	3rd NFL
1933	Potsy Clark	11	6-5-0	.545	128	87	4-1-0	2-4-0	0-0	0-0	2nd NFL Western
TOTALS		51	28-16-7	.618	595	396	18-2-4	10-14-3	0-0	0-0	

DETROIT LIONS (Since 1934)

Year	Coach	GP	Record	Pct.	REGULAR SEASON			Post-Season	Pre-Season	Conf./Div. Finish	
					PA	Home	Away				
1934	Potsy Clark	13	10-3-0	.769	238	59	6-2-0	4-1-0		2nd Western Div.	
1935	Potsy Clark	12	7-3-2	.700	191	111	5-0-1	2-3-1	1-0	NFL Champions	
1936	Potsy Clark	12	8-4-0	.666	235	102	5-1-0	3-3-0		3rd NFL Western	
1937	Dutch Clark	11	7-4-0	.636	180	105	4-2-0	3-2-0		3rd NFL Western	
1938	Dutch Clark	11	7-4-0	.636	119	108	4-3-0	3-1-0		2nd NFL Western	
1939	Gus Henderson	11	6-5-0	.545	145	150	4-2-0	2-3-0		3rd NFL Western	
1940	Potsy Clark	11	5-5-1	.500	138	153	3-3-0	2-2-1		3rd NFL Western	
1941	Bill Edwards	11	4-6-1	.400	121	195	3-2-0	1-4-1		3rd NFL Western	
1942	Bill Edwards#	11	0-11-0	.000	38	263	0-7-0	0-4-0		5th NFL Western	
1943	Gus Dorais	10	3-6-1	.333	178	238	2-2-1	1-4-0		3rd NFL Western	
1944	Gus Dorais	10	6-3-1	.667	216	151	3-2-0	3-1-1		2nd NFL Western	
1945	Gus Dorais	10	7-3-0	.700	195	194	3-1-0	4-2-0		2nd NFL Western	
1946	Gus Dorais	11	1-10-0	.091	152	310	1-5-0	0-5-0		5th NFL Western	
1947	Gus Dorais	12	3-9-0	.250	231	305	2-4-0	1-5-0		5th NFL Western	
1948	Bo McMillin	12	2-10-0	.167	200	407	2-4-0	0-6-0		5th NFL Western	
1949	Bo McMillin	12	4-8-0	.333	237	259	2-4-0	2-4-0	3-2-0	4th NFL Western	
1950	Bo McMillin	12	6-6-0	.500	321	295	4-2-0	2-4-0	2-3-0	4th NFL Western	
1951	Buddy Parker	12	7-4-1	.636	336	259	3-3-1	4-1-0	4-1-1	2nd NFL Western	
1952	Buddy Parker	12	9-3-0	.750	344	192	5-1-0	4-2-0	2-0	6-0-0	NFL Champions
1953	Buddy Parker	12	10-2-0	.833	271	205	5-1-0	5-1-0	1-0	4-1-1	NFL Champions
1954	Buddy Parker	12	9-2-1	.818	337	189	5-0-1	4-2-0	0-1	6-0-0	NFL Runner-up
1955	Buddy Parker	12	3-9-0	.250	230	275	2-4-0	1-5-0		4-2-0	6th NFL Western
1956	Buddy Parker	12	9-3-0	.750	300	188	5-1-0	4-2-0		4-2-0	2nd NFL Western
1957	George Wilson	12	8-4-0	.667	251	231	5-1-0	3-3-0	2-0	3-3-0	NFL Champions
1958	George Wilson	12	4-7-1	.364	261	276	2-4-0	2-3-1		3-3-0	5th NFL Western
1959	George Wilson	12	3-8-1	.213	203	275	2-4-0	1-4-1		4-2-1	5th NFL Western
1960	George Wilson	12	7-5-0	.583	235	212	5-1-0	2-4-0		2-3-1	2nd NFL Western
1961	George Wilson	14	8-5-1	.615	270	258	2-5-0	6-0-1		4-1-0	2nd NFL Western
1962	George Wilson	14	11-3-0	.786	315	177	7-0-0	4-3-0		4-1-0	2nd NFL Western
1963	George Wilson	14	5-8-1	.385	326	265	3-3-1	2-5-0		2-3-0	4th NFL Western
1964	George Wilson	14	7-5-2	.583	280	260	3-3-1	4-2-1		3-1-1	4th NFL Western
1965	Harry Gilmer	14	6-7-1	.462	257	295	2-4-1	4-3-0		1-4-0	6th NFL Western
1966	Harry Gilmer	14	4-9-1	.308	206	317	3-4-0	1-5-1		0-4-1	6th NFL Western
1967	Joe Schmidt	14	5-7-2	.417	260	232	3-4-0	2-3-2		3-2-0	3rd NFL Central
1968	Joe Schmidt	14	4-8-2	.333	207	246	1-4-2	3-4-0		2-3-0	4th NFL Central
1969	Joe Schmidt	14	9-4-1	.692	259	193	5-2-0	4-2-1		5-1-0	2nd NFL Central
1970	Joe Schmidt	14	10-4-0	.714	347	202	6-1-0	4-3-0	0-1	4-2-0	2nd NFL Central
1971	Joe Schmidt	14	7-6-1	.583	341	286	3-4-0	4-2-1		3-3-0	2nd NFC Central
1972	Joe Schmidt	14	8-5-1	.607	339	290	5-2-0	3-3-1		4-2-0	2nd NFC Central
1973	Don McCafferty	14	6-7-1	.464	271	247	4-3-0	2-4-1		4-2-0	2nd NFC Central
1974	Rick Forzano	14	7-7-0	.500	256	270	5-2-0	2-5-0		2-4-0	2nd NFC Central
1975	Rick Forzano	14	7-7-0	.500	245	262	4-3-0	3-4-0		2-4-0	2nd NFC Central
1976	Rick Forzano*	14	6-8-0	.429	262	220	5-2-0	1-6-0		3-4-0	3rd NFC Central
1977	Tommy Hudspeth	14	6-8-0	.429	183	252	5-2-0	1-6-0		3-3-0	3rd NFC Central
1978	Monte Clark	16	7-9-0	.438	290	300	5-3-0	2-6-0		2-2-0	3rd NFC Central
1979	Monte Clark	16	2-14-0	.125	219	365	2-6-0	0-8-0		2-2-0	5th NFC Central

COACHING & SERIES

1980	Monte Clark	16	9-7-0	.563	334	272	6-2-0	3-5-0		3-1-0	2nd NFC Central
1981	Monte Clark	16	8-8-0	.500	397	322	7-1-0	1-7-0		1-3-0	2nd NFC Central
1982	Monte Clark	9	4-5-0	.444	181	176	2-3-0	2-2-0	0-1	2-2-0	4th NFC Central
1983	Monte Clark	16	9-7-0	.563	347	287	6-2-0	3-5-0	0-1	2-2-0	1st NFC Central
1984	Monte Clark	16	4-11-1	.281	283	408	2-5-1	2-6-0		2-2-0	4th NFC Central
1985	Darryl Rogers	16	7-9-0	.438	307	366	6-2-0	1-7-0		1-2-1	4th NFC Central
1986	Darryl Rogers	16	5-11-0	.313	277	326	1-7-0	4-4-0		2-2-0	3rd NFC Central
1987	Darryl Rogers	15	4-11-0	.267	269	384	1-6-0	3-5-0		2-2-0	5th NFC Central
1988	Darryl Rogers@	16	4-12-0	.333	220	313	2-6-0	2-6-0		0-4-0	4th NFC Central
1989	Wayne Fontes	16	7-9-0	.438	312	364	4-4-0	3-5-0		0-4-0	3rd NFC Central
1990	Wayne Fontes	16	6-10-0	.375	373	413	3-5-0	3-5-0		4-0-0	3rd NFC Central
1991	Wayne Fontes	16	12-4-0	.750	339	295	8-0-0	4-4-0	1-1	2-3-0	1st NFC Central
1992	Wayne Fontes	16	5-11-0	.313	273	332	3-5-0	2-6-0		1-3-0	5th NFC Central
1993	Wayne Fontes	16	10-6-0	.625	298	292	5-3-0	5-3-0	0-1	4-0-1	1st NFC Central
1994	Wayne Fontes	16	9-7-0	.563	357	342	6-2-0	3-5-0	0-1	2-2-0	3rd NFC Central
1995	Wayne Fontes	16	10-6-0	.625	436	336	7-1-0	3-5-0	0-1	3-1-0	2nd NFC Central
1996	Wayne Fontes	16	5-11-0	.455	302	369	4-4-0	1-7-0		3-1-0	5th NFC Central
1997	Bobby Ross	16	9-7-0	.563	379	306	6-2-0	3-5-0	0-1	1-3-0	3rd NFC Central
1998	Bobby Ross	16	5-11-0	.313	306	378	4-4-0	1-7-0		1-3-0	4th NFC Central
1999	Bobby Ross	16	8-8-0	.500	322	323	6-2-0	2-6-0	0-1	1-3-0	3rd NFC Central
TOTALS		894	420-449-25	.483	17,348	17,248	254-189-10	166-260-15	7-10	135-113-8	

#—Karcis (0-8) replaced Edwards who began 1942 season with a 0-3 record

*—Hudspeth (5-5) replaced Forzano who began 1976 season with a 1-3 record

@—Fontes (2-3) replaced Rogers who began 1988 season with a 2-9 record

ALL-TIME CLUB RECORD

	REGULAR SEASON							Post-Season		Pre-Season	
	GP	W	L	T	Pct.	PF	PA	Home	Away	Season	
DETROIT LIONS	894	420	449	25	.483	17,348	17,248	254-189-10	166-260-15	7-10	135-113-8
PORTSMOUTH SPARTANS	51	28	16	7	.618	595	396	18-2-4	10-14-3	0-0	0-0
ALL-TIME TOTALS	954	448	465	32	.486	17,943	17,644	272-191-14	176-274-18	7-10	135-113-8

Lions' Head Coaches Summary

(Includes Portsmouth Spartans and Post-Season Games)

Name	Years	Total	Games	Won	Lost	Tied	Pct.
Hal Griffen	1930	1	14	5	6	3	.464
Potsy Clark	1931-36, 40	7	86	54	25	7	.669
Dutch Clark	1937-38	2	22	14	8	0	.636
Gus Henderson	1939	1	11	6	5	0	.545
Bill Edwards	1941-42	1+	14	4	9	1	.321
John Karcis	1942	1-	8	0	8	0	.000
Gus Dorais	1943-47	5	53	20	31	2	.396
Bo McMillin	1948-50	3	36	12	24	0	.333
Buddy Parker	1951-56	6	76	50	24	2	.671
George Wilson	1957-64	8	106	55	45	6	.547
Harry Gilmer	1965-66	2	28	10	16	2	.393
Joe Schmidt	1967-72	6	85	43	35	7	.547
Don McCafferty	1973	1	14	6	7	1	.464
Rick Forzano	1974-76	2+	32	15	17	0	.469
Tommy Hudspeth	1976-77	1+	24	11	13	0	.458
Monte Clark	1978-84	7	107	43	63	1	.407
Darryl Rogers	1985-88	3+	58	18	40	0	.310
Wayne Fontes	1988-96	8+	138	67	71	0	.486
Bobby Ross	1997-	3	50	22	28	0	.440
TOTALS (19 coaches)		70	962	455	475	32	.490

+ Denotes having coached a portion of an additional season

- Denotes having coached less than one season



All-Time Detroit Lions Coaches

- *Anderson, Hunk, 1939
- Alkins, Billy, 1978-79
- *Bach, Joe, 1943-47
- Baker, Brian, 1997-
- Baker, Bob, 1985-88
- Battershell, Carl, 1985-88
- Baugh, Sammy, 1966
- Baughan, Maxie, 1980-82
- Beard, Ed, 1983-84
- Beatty, Bruce, 1975-76
- Belichick, Bill, 1976-77
- Bennett, Leeman, 1972
- Berry, Raymond, 1973-75, '91
- *Bingaman, Les, 1960-64
- Boudreau, Paul, 1994-96
- Brettschneider, Carl, 1965-66
- Brown, Earl, 1951
- Brunner, John, 1980-82
- Bugel, Joe, 1975-76
- Bullough, Henry, 1993
- Carpenter, Lew, 1987-88
- Carr, Jim, 1975-76
- Cawthon, Pete, 1945
- *Christman, Paul, 1954-55
- *Clark, Dutch, HEAD COACH, 1937-38
- Clark, Monte, HEAD COACH, 1978-84
- *Clark, Patsy, HEAD COACH, 1934-36, '40
- Clemons, Don, 1985-
- Cochran, Red, 1956-58
- Croom, Sylvester, 1997-
- David, Jimmy, 1967-72
- Davis, Darrell "Mouse", 1989-90
- Dempsey, Rey, 1975
- Doll, Don, 1963-64, '78-88
- *Dorais, Gus, HEAD COACH, 1943-47
- *Dotsch, Rollie, 1977
- Dove, Bob, 1958-59
- Eddy, Jim, 1996
- Edwards, Bill, HEAD COACH, 1941, 1942 (three games)
- English, Wally, 1974-75, 1977
- Falks, Frank, 1997-
- Fontes, John, 1992-96
- *Fontes, Len, 1990-91
- Fontes, Wayne assistant, 1985-88
- HEAD COACH, 1988 (five games)-96
- Forte, Aldo, 1950-65
- Forte, Mo, 1995-96
- Forzano, Rick assistant, 1973, HEAD COACH, 1974-76
- Gansz, Frank, 1989-93
- Gerhart, Doug, 1978
- Gibson, Bob, 1976
- Gilmer, Harry, HEAD COACH, 1965-66
- Glanville, Jerry, 1974-76
- Graf, Rob, 1999-
- Grandelius, Sonny, 1964
- *Henderson, Gus
- HEAD COACH, 1939
- Henning, Dan, 1992-93
- Henry, Jack, 1997-99
- Hill, Bert, 1990-
- Hoaglin, Fred, 1978-84
- Holloway, Bob, 1973-74
- Hudspeth, Tommy,
- HEAD COACH, 1976-77
- Hughes, Ed, 1977
- Jaumotte, Dave, 1991-94
- Johnson, Bill, 1983-84
- Jones, June, 1989-90
- Karcis, John assistant, 1942,
- HEAD COACH, 1942 (eight games)
- Kazor, Steve, 1994-96
- Khayat, Eddie, 1973-74, '82-84
- Knox, Chuck, 1967-72
- Kwan, Stan, 1997
- Landry, Greg, 1995-96
- Lanham, Paul, 1985-86
- Leachman, Lamar, 1990-94
- Levy, Dave, 1989-96
- Madden, Joe, 1980-84
- Marchibroda, Ted, 1982-83
- Martin, Jim, 1967-72
- Matthews, Billie, 1989-94
- *McCafferty, Don,
- HEAD COACH, 1973
- McLaughlin, Leon, 1973-74
- *McLean, Scooter, 1959-63
- *McMillin, Bo, HEAD COACH, 1948-50
- *McPeak, Bill, 1967-72
- Meyer, John, 1973-74
- Misciagna, John, 1997-
- Miller, Burnie, 1977
- Miller, Roy, 1941-42
- Modzelewski, Dick, 1988-89
- Moeller, Gary, 1997-
- Moore, Tom, 1994-96
- Muir, Bill, 1985-88
- Murphy, Dennis, 1997-
- Murphy, Mike, 1985-89
- Nelsen, Bill, 1984
- Norris, Rex, 1985-87
- North, John, 1965-72
- Novak, Frank, 1995-96
- *Nussbaumer, Bob, 1957-64
- Palco, Bob, 1997-98
- *Parker, Buddy assistant, 1950,
- HEAD COACH, 1951-56
- Pasquale, Larry, 1979
- Paterra, Herb, 1989-95
- Payne, John, 1977
- Peccatiello, Larry, 1997-
- Peters, Floyd, 1978-81
- Phillips, Mel, 1980-84
- Priever, Chuck, 1997-
- Ramsey, Buster, 1952-59
- *Randolph, Clare, 1940
- Rapp, Vic, 1987-88
- Raye, Jimmy, 1978-79
- Reese, Floyd, 1975-77
- Renfro, Ray, 1965
- Rogers, Darryl, HEAD COACH, 1985-1988 (11 games)
- Ross, Bobby, HEAD COACH, 1997-
- Ruel, Golden Pat, 2000-
- Rymkus, Lou, 1966
- Sanders, Charlie, 1989-96
- Schmidt, Joe assistant, 1966,
- HEAD COACH, 1967-72
- Schnelker, Bob, 1978-81
- Schottenheimer, Marty, 1978-79
- Seiple, Larry, 1980-84
- Selcer, Dick, 1997-
- Shaw, Willie, 1985-88
- Shurmur, Fritz, 1975-77
- Shipp, Ken, 1976
- Shula, Don, 1960-62
- *Simpson, Jackie, 1983
- Smith, Danny, 1999-
- Sullivan, Jerry, 1997-
- Taseff, Carl, 1965-66
- Teerlinck, John, 1995-96
- Temerario, Tim, 1948-49
- *Thomas, Russ, 1952-53
- Tippett, Howard, 1994-96
- Trestman, Marc, 1997
- Voris, Dick, 1972
- Wampfler, Jerry, 1989-93
- Widenhofer, Woody, 1989-92
- Williams, Ivy, 1985-86
- *Wilson, George assistant, 1949-56,
- HEAD COACH, 1957-64
- Winslow, Bob, 1946-47
- Zorn, Jim, 1998-
- *Zarza, Lou, 1948
- Zelezniak, Art, 1976

(* deceased)

Lions vs. All-Time Opponents

LIONS vs. NFC TEAMS

(Regular Season Only)

	GP	W	L	T	Pct.	Home	Silverdome	Away
Arizona	52	28	19	5	.587	16-9-3	2-4-0	12-10-2
Atlanta	27	20	7	0	.741	12-3-0	7-3-0	8-4-0
Carolina	1	1	0	0	1.000	0-0-0	0-0-0	1-0-0
Chicago	140	57	78	5	.425	35-32-1	15-9-0	22-46-4
Dallas	13	6	7	0	.462	5-3-0	4-3-0	1-4-0
Green Bay	139	61	71	7	.464	37-29-3	17-8-0	24-42-4
Minnesota	77	28	47	2	.377	16-22-1	12-13-0	12-25-1
New Orleans	15	6	8	1	.433	5-2-1	3-2-0	1-6-0
New York Giants	36	18	17	1	.514	12-6-0	1-4-0	6-11-1
Philadelphia	25	12	11	2	.520	5-5-2	1-0-1	7-6-0
St. Louis	76	36	39	1	.480	18-19-0	2-3-0	18-20-1
San Francisco	56	26	29	1	.473	16-12-0	5-3-0	10-17-1
Tampa Bay	44	25	19	0	.568	14-7-0	14-7-0	11-12-0
Washington	33	9	24	0	.273	7-7-0	1-3-0	2-17-0
Total	723	333	376	25	.471	198-156-11	84-62-1	135-220-14

LIONS vs. AFC TEAMS

(Regular Season Only)

	GP	W	L	T	Pct.	Home	Silverdome	Away
Baltimore	1	0	1	0	.000	0-0-0	0-0-0	0-1-0
Buffalo	6	3	2	1	.583	2-1-0	2-1-0	1-1-1
Cincinnati	7	3	4	0	.429	1-2-0	0-2-0	2-2-0
Cleveland	15	12	3	0	.800	8-1-0	4-1-0	4-2-0
Denver	8	3	5	0	.375	3-4-0	2-2-0	1-2-0
Indianapolis	38	19	17	2	.526	9-8-1	1-1-0	10-9-1
Jacksonville	2	1	1	0	.500	1-0-0	1-0-0	0-1-0
Kansas City	9	3	6	0	.333	1-2-0	1-2-0	2-4-0
Miami	6	2	4	0	.333	2-1-0	2-1-0	0-3-0
New England	6	3	3	0	.500	1-1-0	1-1-0	2-2-0
New York Jets	8	5	3	0	.625	4-2-0	3-2-0	1-1-0
Oakland	8	2	6	0	.250	1-1-0	0-1-0	1-5-0
Pittsburgh	26	14	11	1	.558	12-4-0	2-1-0	2-7-1
San Diego	7	3	4	0	.429	3-1-0	2-1-0	0-3-0
Seattle	8	4	4	0	.500	2-1-0	2-1-0	2-3-0
Tennessee	7	3	4	0	.429	1-1-0	1-1-0	2-3-0
Total	162	80	78	4	.506	50-29-1	24-18-0	30-49-3

LIONS IN POST-SEASON GAMES

	GP	W	L	Pct.	Home	Silverdome	Away
NFC Championship*	6	4	2	.667	3-0	0-0	1-2
NFL Championship	5	4	1	.800	3-0	0-0	1-1
Divisional [†]	5	3	2	.600	2-0	1-0	1-2
Wild Card [‡]	6	0	6	.000	0-1	0-1	0-5
Total	17	7	10	.412	5-1	1-1	2-9

* includes NFL Championship Games (1934-69)

† includes Second-Round Playoff Games (1982) and special playoff games to break ties for NFL Division or Conference Championships (1941, 1943, 1947, 1950, 1952, 1957, 1958 and 1965)

‡ Since 1978, includes First-Round Playoff Games (1982)



LIONS IN PRESEASON GAMES

(Since 1949)

	GP	W	L	T	Pct.
Arizona	15	11	4	0	.733
Atlanta	3	1	2	0	.333
Buffalo	20	11	8	1	.575
Chicago	1	1	0	0	1.000
Cincinnati	30	14	16	0	.467
Cleveland	33	19	13	1	.591
College All-Stars	3	2	1	0	.667
Dallas	6	2	3	1	.417
Denver	3	1	2	0	.333
Jacksonville	1	1	0	0	1.000
Indianapolis	18	5	12	1	.306
Kansas City	10	6	4	0	.600
Miami	7	1	6	0	.143
Minnesota	1	0	0	1	.500
New England	5	4	1	0	.800
New Orleans	7	4	3	0	.571
NY Bulldogs	1	1	0	0	1.000
NY Giants	14	9	4	1	.679
NY Jets	3	2	1	0	.667
NY Yanks	1	1	0	0	1.000
Oakland	3	1	2	0	.333
Philadelphia	25	13	11	1	.540
Pittsburgh	13	8	5	0	.615
St. Louis	3	0	2	1	.167
San Diego	1	1	0	0	1.000
Seattle	7	2	5	0	.286
Tennessee	4	3	1	0	.750
Washington	18	11	7	0	.611
Total	256	135	113	8	.543

LIONS vs. DEFUNCT TEAMS

(Regular Season Games)

	GP	W	L	T	Pct.
Boston Yanks	5	3	2	0	.600
Brooklyn Dodgers	11	8	3	0	.727
Chicago-Pittsburgh	2	2	0	0	1.000
Cincinnati-St. Louis	2	2	0	0	1.000
Dallas Texans	2	2	0	0	1.000
New York Bulldogs	1	1	0	0	1.000
New York Yanks	4	2	1	1	.625
Phila.-Pittsburgh	1	0	1	0	.000
Total	28	20	7	1	.732

CARDINALS 2000 SCHEDULE

SEPT. 3	at New York Giants
SEPT. 10	DALLAS
SEPT. 17	OPEN DATE
SEPT. 24	GREEN BAY
OCT. 1	at San Francisco
OCT. 8	CLEVELAND
OCT. 15	PHILADELPHIA
OCT. 22	at Dallas
OCT. 29	NEW ORLEANS
NOV. 5	WASHINGTON
NOV. 12	at Minnesota
NOV. 19	at Philadelphia
NOV. 26	NEW YORK GIANTS
DEC. 3	at Cincinnati
DEC. 10	at Jacksonville
DEC. 17	BALTIMORE
DEC. 24	at Washington

1999 RESULTS (6-10)

at Philadelphia	W, 25-24
at Miami	L, 16-19
SAN FRANCISCO	L, 10-24
at Dallas	L, 7-35
NEW YORK GIANTS	W, 14-3
WASHINGTON	L, 10-24
NEW ENGLAND	L, 3-27
at New York Jets	L, 7-12
DETROIT	W, 23-19
DALLAS	W, 13-9
at New York Giants	W, 34-24
PHILADELPHIA	W, 21-17
at Washington	L, 3-28
BUFFALO	L, 21-31
at Atlanta	L, 14-37
at Green Bay	L, 24-49

PUBLIC RELATIONS

Paul Jensen/Greg Gladysiewski/Luke Sacks
P.O. Box 888
Phoenix, AZ 85001-0888
(602) 379-0101

Arizona Cardinals

LIONS' ALL-TIME SINGLE-GAME BESTS VS. CARDINALS

Most Rushing Attempts

Player	Att.	Date
1. Barry Sanders	27	11/1/98
2. Billy Sims	25	9/21/80
3. Barry Sanders	24	9/17/95
4. Derrick Moore	20	12/12/93

Most Rushing Yards

Player	Yds.	Date
1. Barry Sanders	147	19/17/95
2. Derrick Moore	107	12/12/93
3. Barry Sanders	107	11/1/98

Most Rushing Touchdowns

Player	TD	Date
1. Dan Lewis	2	11/12/61

Most Passing Attempts

Player	Att.	Date
1. Gus Flerotte	39	11/14/99
2. Joe Reed	29	12/21/75

Most Passing Completions

Player	Comp.	Date
1. Gus Flerotte	24	11/14/99
2. Erik Kramer	19	12/12/93

Most Passing Yards

Player	Yds.	Date
1. Gus Flerotte	375	11/14/99
2. Erik Kramer	257	12/12/93

Most Passes Intercepted

Player	Int.	Date
1. Gary Danielson	5	12/3/78

Most Touchdown Passes

Player	TD	Date
1. Erik Kramer	3	12/12/93

Most Receptions

Player	Rec.	Date
1. Derrick Moore	7	12/12/93
Brett Perriman	7	9/17/95
Johnnie Morton	7	11/1/98
David Sloan	7	11/14/99

Most Receiving Yards

Player	Yds.	Date
1. Germane Crowell	142	11/14/99
2. Earl McCullough	117	11/16/69
3. Johnnie Morton	115	11/1/98
4. Brett Periman	114	9/17/95
5. Terry Barr	113	11/12/61

Most Receiving Touchdowns

Player	TD	Date
1. Pat Studstill	2	10/1/67

Interceptions

Player	Int.	Date
1. Lam Barney	2	12/6/70
2. several	1	
last by Bryant Westbrook 11/1/96		

Most Points

Player	Pts.	Date
1. Jason Hanson	14	9/26/93

Most Touchdowns

Player	TD	Date
1. Pat Studstill	2	10/1/67
Dan Lewis	2	11/12/61
Howard Cassady	2	11/12/61

Most Field Goals

Player	FG	Date
1. Jason Hanson	4	9/26/93
2. Jason Hanson	3	11/1/98

Most Punts

Player	Punts	Date
1. Tom Skladany	7	12/7/80
2. John Jett	7	11/14/99

Most Punt Returns

Player	Ret.	Date
1. Tony Leonard	6	12/3/78
2. Terry Fair	5	11/1/98

Most Punt Return Yards

Player	Yds.	Date
1. Tony Leonard	55	12/3/78

Most Kickoff Returns

Player	Ret.	Date
1. Johnnie Morton	6	9/17/95

Most Kickoff Return Yards

Player	Yds.	Date
1. Johnnie Morton	136	9/17/95

Longest Plays

Player	Yds	Date
Leonard Thompson	50	9/21/80

Rushing

77	
----	--

Passing

Gus Flerotte-to-Germane Crowell	
---------------------------------	--

Kickoff Return

Mel Gray	61	9/26/93
----------	----	---------

Punt

Pat Studstill	67	10/1/67
---------------	----	---------

Punt Return

Charlie West	43	12/21/75
--------------	----	----------

Interception Return

Levi Johnson	26	12/21/75
--------------	----	----------

Field Goal

Errol Mann	52	12/2/73
------------	----	---------

DETROIT VS. ARIZONA

Detroit's Record— Overall: 28-19-5; Home: 16-9-3; Away: 12-10-2; Silverdome: 2-4; Sun Devil Stadium: 1-1

Date	Site	Result
10-5-30	POR	T, 0-0
10-26-30	Chi	L, 13-23
9-23-31	POR	W, 13-3
11-22-31	Chi	L, 19-20
10-2-32	POR	T, 7-7
10-1-33	POR	W, 7-6
9-30-34	DET	W, 6-0
11-11-34	Chi	W, 17-13
9-29-35	DET	T, 10-10
11-3-35	Chi	W, 7-6
9-27-36	DET	W, 39-0
11-22-36	Chi	W, 14-7
9-19-37	DET	W, 16-7
11-21-37	Chi	W, 16-7
10-23-38	DET	W, 10-0
11-20-38	Chi	W, 7-3
9-10-39	DET	W, 21-13
10-1-39	Chi	W, 17-3

Date	Chi	T	0-0
9-15-40	Chi	T, 0-0	
10-6-40	DET	W, 43-14	
9-27-41	Chi	T, 14-14	
11-30-41	DET	W, 21-3	
9-20-42	Chi	L, 0-13	
10-18-42	DET	L, 0-7	
9-19-43	DET	W, 35-17	
10-17-43	Chi	W, 7-0	
9-23-45	Chi	W, 10-0	
10-21-45	DET	W, 26-0	
9-30-46	Chi	L, 14-34	
10-13-46	DET	L, 14-36	
9-28-47	Chi	L, 21-45	
11-9-47	DET	L, 7-17	
11-7-48	Chi	L, 20-56	
11-25-48	DET	L, 14-28	
10-23-49	Chi	W, 24-7	
11-6-49	DET	L, 19-42	
12-6-59	DET	W, 45-21	

Date	SIL	W	45-14
11-12-61	SIL	W, 45-14	
10-1-67	SIL	L, 28-38	
11-16-69	DET	W, 20-0	
12-6-70	DET	W, 16-3	
12-2-73	SIL	W, 20-16	
12-21-75	DET	L, 13-24	
12-3-78	SIL	L, 14-21	
9-21-80	DET	W, 20-7	
12-7-80	SIL	L, 23-24	
9-10-89	DET	L, 13-16	
9-26-93	DET	W, 26-20	
12-12-93	Arz	W, 21-14	
9-17-95	DET	L, 17-20	
11-1-98	DET	L, 15-17	
11-14-99	Arz	L, 19-23	

Note: From 1930-33, the Lions were the Portsmouth (POR) Spartans. The Arizona Cardinals were located in Chicago from 1920-59 and in St. Louis from 1960-87 before moving to Phoenix, Ariz., in 1988.

SERIES NOTES: DETROIT vs. ARIZONA

- Detroit's series with the Cardinals is the oldest in the history of the Lions' franchise. The first game was played on October 5, 1930 between the Portsmouth Spartans and the Chicago Cardinals.
- The Lions own a 28-19-5 (.587) advantage over the Cardinals in the series that dates back to a scoreless tie on October 5, 1930, between the Spartans and the Chicago Cardinals. The Spartans became the Detroit Lions in 1934 and that series kicked off with a 6-0 Lions victory over the Chicago Cardinals on September 30, 1934.
- In all, the Portsmouth Spartans were 2-2-2 vs. the Chicago Cardinals, Detroit registered a 19-9-3 mark against the Cardinals, a 5-4 record over the St. Louis Cardinals, and have a 2-4 mark since the Cardinals moved to Phoenix.
- The teams met twice in 1993 with Detroit winning both contests, 26-20 in the Silverdome on September 26, and 21-14 in Phoenix on December 12.



Atlanta Falcons

LIONS' SINGLE-GAME ALL-TIME BESTS VS. FALCONS

Sunday, November 12

FALCONS 2000 SCHEDULE

SEPT. 3	SAN FRANCISCO
SEPT. 10	at Denver
SEPT. 17	at Carolina
SEPT. 24	ST. LOUIS
OCT. 1	at Philadelphia
OCT. 8	NEW YORK GIANTS
OCT. 15	at St. Louis
OCT. 22	NEW ORLEANS
OCT. 29	CAROLINA
NOV. 5	TAMPA BAY
NOV. 12	at Detroit
NOV. 19	at San Francisco
NOV. 26	at Oakland
DEC. 3	SEATTLE
DEC. 10	OPEN DATE
DEC. 17	at New Orleans
DEC. 24	KANSAS CITY

1999 RESULTS (5-11)

MINNESOTA	L, 14-17
at Dallas	L, 7-24
at St. Louis	L, 7-35
BALTIMORE	L, 13-19(OT)
at New Orleans	W, 20-17
ST. LOUIS	L, 13-41
at Pittsburgh	L, 9-13
CAROLINA	W, 27-20
JACKSONVILLE	L, 7-30
at Tampa Bay	L, 10-19
at Carolina	L, 28-34
NEW ORLEANS	W, 35-12
at San Francisco	L, 7-26
at Tennessee	L, 17-30
ARIZONA	W, 37-14
SAN FRANCISCO	W, 34-29

PUBLIC RELATIONS

Aaron Salkin/Frank Kleha
One Falcon Place
Suwanee, GA 30024
(770) 945-1111

Most Rushing Attempts

Player	Att.	Date
1. Rick Kane	30	11/13/77
2. Barry Sanders	27	9/4/94
3. Barry Sanders	25	12/20/98

Most Rushing Yards

Player	Yds.	Date
1. Barry Sanders	158	12/24/89
2. Billy Sims	140	9/9/84
3. Barry Sanders	120	9/4/94

Most Rushing Touchdowns

Player	TD	Date
1. Barry Sanders	3	12/24/89

Most Pass Attempts

Player	Att.	Date
1. Scott Mitchell	50	11/5/95

Most Pass Completions

Player	Comp.	Date
1. Gary Danielson	23	10/5/80
Scott Mitchell	23	11/5/95

Most Passing Yards

Player	Yds.	Date
1. Gary Danielson	348	10/5/80
2. Scott Mitchell	321	11/5/95

Most Passes Intercepted

Player	Int.	Date
1. Greg Landry	3	10/8/72

Most Touchdowns

Player	TD	Date
1. Bill Munson	3	12/8/68
Gary Danielson	3	10/5/80
Eric Hipple	3	9/8/85
Scott Mitchell	3	9/4/94
Scott Mitchell	3	10/6/96

Most Receptions

Player	Rec.	Date
1. Herman Moore	9	11/5/95
2. Richard Johnson	7	12/24/89

Most Yards Gained

Player	Yds.	Date
1. Herman Moore	176	11/5/95
2. Richard Johnson	135	12/24/89
3. Herman Moore	113	9/5/93
4. Freddie Scott	107	10/5/80
5. Herman Moore	107	10/6/96

Most Receiving Touchdowns

Player	TD	Date
1. Fred Scott	2	10/5/80
Jeff Chadwick	2	9/8/85
Anthony Carter	2	9/4/94
Herman Moore	2	10/6/96
Herman Moore	2	8/31/97

Most Interceptions

Player	Int.	Date
1. Tom Vaughn	2	12/8/68
Dick LeBeau	2	10/3/71
James Hunter	2	11/13/77
Duane Galloway	2	9/13/87

Most Points

Player	Pts.	Date
1. Bill Gambrell	18	12/8/68
Barry Sanders	18	12/24/89

Most Touchdowns

Player	TD	Date
1. Bill Gambrell	3	12/8/68
Barry Sanders	3	12/24/89

Most Field Goals

Player	FG	Date
Jason Hanson	3	9/5/93

Most Punts

Player	Punts	Date
1. Herman Weaver	8	10/1/73
Larry Swider	8	9/23/79
John Jett	8	8/31/97

Most Punt Returns

Player	Ret.	Date
1. Mel Gray	6	9/16/90
Mel Gray	6	9/5/93

Most Punt Return Yards

Player	Yds.	Date
1. Pete Mandley	109	12/21/86

Most Kickoff Returns

Player	Ret.	Date
1. John Arnold	7	10/5/80

Most Kickoff Return Yards

Player	Yds.	Date
Ron Jessie	125	10/3/71

Longest Plays

Player	Yds.	Date
<i>Rushing</i> Larry Walton	57	10/1/73
<i>Passing Play</i> Greg Landry-to-Ron Jessie	82	10/8/72

Punt

Greg Montgomery	64	9/4/94
-----------------	----	--------

Punt Return

Pete Mandley	81 yards	12/21/86
--------------	----------	----------

Kickoff Return

Ron Jessie	97	10/3/71
------------	----	---------

Interception Return

0Lem Barney	45	10/22/67
-------------	----	----------

Field Goal

Ed Murray	48	9/9/84
-----------	----	--------

DETROIT'S VS. ATLANTA

Detroit's Record— Overall: 20-7; Home: 12-3; Away: 8-4; Silverdome: 7-3; Georgia Dome: 0-1

Date	Site	Result
9-9-84	Atl	W(OT), 27-24
9-8-85	Atl	W, 28-27
12-21-86	DET	L, 6-20
12-27-87	Atl	W, 30-13
9-4-88	DET	W, 31-17
12-24-89	Atl	W, 31-24
9-16-90	Atl	W, 21-14
9-5-93	DET	W, 30-13
9-4-94	DET	W(OT), 31-28
11-5-95	Atl	L, 22-34
10-6-96	DET	W, 28-24
8-31-97	DET	W, 28-17
12-20-98	DET	L, 17-24
9-25-66	DET	W, 28-10
10-22-67	DET	W, 24-3
12-8-68	Atl	W, 24-7
11-9-69	DET	W, 27-21
10-3-71	DET	W, 41-38
10-8-72	Atl	W, 26-23
10-1-73	DET	W, 31-6
9-28-75	Atl	W, 17-14
9-19-76	DET	W, 24-10
11-13-77	Atl	L, 6-17
10-15-78	Atl	L, 0-14
9-23-79	DET	W, 24-23
10-5-80	Atl	L, 28-43
9-18-83	DET	L, 14-30

NOTES: DETROIT vs. ATLANTA

- The Lions and Falcons met in the regular season opener or closer seven times between 1985-94. The two teams opened or closed the season every year from 1985-89, and met in the regular season opener again in 1997.
- The Lions have dominated the series against the Falcons, earning a 20-7 record. The initial meeting took place on September 25, 1966, Atlanta's inaugural season, with the Lions running away with a 28-10 win. Detroit claimed the first nine contests in the series.
- The Lions are 12-3 at home (5-0 in Tiger Stadium; 7-3 in the Silverdome). Detroit has won eight of the last ten match-ups in the series, with the lone exceptions during that span coming in a 1995 Falcons' 34-22 win in the Lions' only visit ever to the Georgia Dome and Atlanta's 24-17 win at the Silverdome December 20, 1998.

Baltimore Ravens

LIONS' ALL-TIME SINGLE-GAME BESTS VS. RAVENS

RAVENS 2000 SCHEDULE

SEPT. 3	at Pittsburgh
SEPT. 10	JACKSONVILLE
SEPT. 17	at Miami
SEPT. 24	CINCINNATI
OCT. 1	at Cleveland
OCT. 8	at Jacksonville
OCT. 15	at Washington
OCT. 22	TENNESSEE
OCT. 29	PITTSBURGH
NOV. 5	at Cincinnati
NOV. 12	at Tennessee
NOV. 19	DALLAS
NOV. 26	CLEVELAND
DEC. 3	OPEN DATE
DEC. 10	SAN DIEGO
DEC. 17	at Arizona
DEC. 24	NEW YORK JETS

1999 RESULTS (8-8)

at St. Louis	L, 10-27
PITTSBURGH	L, 20-23
CLEVELAND	W, 17-10
at Atlanta	W, 19-13(OT)
at Tennessee	L, 11-14
KANSAS CITY	L, 8-35
BUFFALO	L, 10-13
at Cleveland	W, 41-9
at Jacksonville	L, 9-6
at Cincinnati	W, 34-31
JACKSONVILLE	L, 23-30
TENNESSEE	W, 41-14
at Pittsburgh	W, 31-24
NEW ORLEANS	W, 31-8
CINCINNATI	W, 22-0
at New England	L, 3-20

PUBLIC RELATIONS

Kevin Byrne/Francine Luberá
11001 Owning Mills Blvd.
Owning Mills, MD 21117

(410) 654-6200

Most Rushing Attempts

Player	Att.	Date
1. Barry Sanders	19	12/27/98

Most Rushing Yards

Player	Yds.	Date
1. Barry Sanders	41	12/27/98

Most Rushing Touchdowns

Player	Yds.	Date
None		

Most Passing Attempts

Player	Att.	Date
1. Frank Reich	29	12/27/98

Most Passing Completions

Player	Comp.	Date
1. Frank Reich	18	12/27/98

Most Passing Yards

Player	Comp.	Date
1. Frank Reich	195	12/27/98

Most Passes Intercepted

Player	Int.	Date
None		

Most Touchdown Passes

Player	TD	Date

1. Frank Reich 1 12/27/98

Most Receptions

Player	Rec.	Date
1. Herman Moore	10	12/27/98

Most Receiving Yards

Player	Yds.	Date
1. Herman Moore	120	12/27/98

Most Receiving Touchdowns

Player	TD	Date
1. Cory Schlesinger	1	12/27/98

Most Interceptions

Player	Int.	Date
None		

Most Points

Player	Pts.	Date
1. Cory Schlesinger	6	12/27/98
2. Jason Hanson	4	12/27/98

Most Touchdowns

Player	TD	Date
1. Cory Schlesinger	1	12/27/98

Most Field Goals

Player	FG	Date
1. Jason Hanson	1	12/27/98

Most Punts

Player	Punts	Date

1. John Jett 6 12/27/98

Most Punt Returns

Player	Ret.	Date
1. Tommie Boyd	4	12/27/98

Most Punt Return Yards

Player	Yds.	Date
1. Tommie Boyd	11	12/27/98

Most Kickoff Returns

Player	Ret.	Date
1. Tommie Boyd	4	12/27/98

Most Kickoff Return Yards

Player	Yds.	Date
Tommie Boyd	74	12/27/98

Longest Plays

Player	Yds.	Date

Rushing

Barry Sanders	31	12/27/98
---------------	----	----------

Passing

Frank Reich-to-Herman Moore

30 yards 12/27/98

Punt

John Jett 53 12/27/98

Punt Return

Tommie Boyd 3 12/27/98

Kickoff Return

Tommie Boyd 24 12/27/98

Interception Return

None

Field Goal

Jason Hanson 39 12/27/98

DETROIT VS. BALTIMORE

Detroit's Record— Overall: 0-1; Home: 0-0; Away: 0-1; Silverdome: 0-0; PSI/Net Stadium: 0-1

Date	Site	Result
12-27-98	Bal	L, 10-19



Buffalo Bills

LIONS' ALL-TIME SINGLE-GAME BESTS VS. BILLS

Saturday, August 12

BILLS 2000 SCHEDULE

SEPT. 3	TENNESSEE
SEPT. 10	GREEN BAY
SEPT. 17	at New York Jets
SEPT. 24	OPEN DATE
OCT. 1	INDIANAPOLIS
OCT. 8	at Miami
OCT. 15	SAN DIEGO
OCT. 22	at Minnesota
OCT. 29	NEW YORK JETS
NOV. 5	at New England
NOV. 12	CHICAGO
NOV. 19	at Kansas City
NOV. 26	at Tampa Bay
DEC. 3	MIAMI
DEC. 11	at Indianapolis (Mon.)
DEC. 17	NEW ENGLAND
DEC. 23	at Seattle (Sat)

1999 RESULTS (11-5)

at Indianapolis	L, 14-31
NEW YORK JETS	W, 17-3
PHILADELPHIA	W, 26-0
at Miami	W, 23-18
PITTSBURGH	W, 24-21
OAKLAND	L, 14-20
at Seattle	L, 16-26
at Baltimore	W, 13-10
at Washington	W, 34-17
MIAMI	W, 23-3
at New York Jets	L, 7-17
NEW ENGLAND	W, 17-7
NEW YORK GIANTS	L, 17-19
at Arizona	W, 31-21
at New England	W, 13-10(OT)
INDIANAPOLIS	W, 31-6

Playoffs

at Tennessee	L, 16-22
--------------	----------

PUBLIC RELATIONS
 Scott Berchtold/Mark Dalton
 One Bills Drive
 Orchard Park, NY 14127
 (716) 648-1800

Most Rushing Attempts

Player	Att.	Date
1. Dexter Bussey	27	11/25/76
2. Dexter Bussey	26	10/28/79
Barry Sanders	26	12/22/91
4. Barry Sanders	25	10/5/97

Most Rushing Yards

Player	Yds.	Date
1. Dexter Bussey	139	10/28/79
2. Dexter Bussey	137	11/25/76
3. Barry Sanders	108	12/22/91
4. Barry Sanders	107	10/5/97

Most Rushing Touchdowns

Player	TD	Date
1. Scott Mitchell	1	10/5/97

several; most recent

Most Passing Attempts

Player	Att.	Date
1. Scott Mitchell	38	10/5/97

Most Passing Completions

Player	Comp.	Date
1. Dave Krieg	20	11/24/94
Scott Mitchell	20	10/5/97

Most Passing Yards

Player	Yds.	Date
1. Dave Krieg	351	11/24/94

Most Touchdown Passes

Player	TD	Date
1. Greg Landry	3	12/10/72
Dave Krieg	3	11/24/94

Most Passes Intercepted

Player	Int.	Date
1. Erik Kramer	2	12/22/91

Most Receptions

Player	Rec.	Date
1. Herman Moore	8	10/5/97
2. Herman Moore	7	11/24/94

Most Receiving Yards

Player	Yds.	Date
1. Herman Moore	169	11/24/94

Most Touchdown Receiving

Player	TD	Date
1. David Hill	2	11/25/76

Most Interceptions

Player	Int.	Date
1. Willie Clay	2	11/24/94

Most Points

Player	Pts.	Date
1. David Hill	12	11/25/76

Most Touchdowns

Player	Pts.	Date
1. David Hill	2	11/25/76

Most Field Goals

Player	FG	Date
1. Bennie Ricardo	2	11/25/76
Jason Hanson	2	10/5/97

Most Punt Returns

Player	Ret.	Date
1. Lem Barney	3	11/25/76

Most Punt Return Yards

Player	Yds.	Date
1. Lem Barney	56	11/25/76

Most Kickoff Returns

Player	Ret.	Date
1. Ken Callicut	3	10/28/79
Mel Gray	3	11/24/94
Glyn Milburn	3	10/5/97

Most Kickoff Return Yards

Player	Yds.	Date
1. Glyn Milburn	69	10/5/97
2. Mel Gray	67	11/24/94

Most Punts

Player	Punts	Date
1. Jim Arnold	6	12/22/91

Longest Plays

Player	Yds.	Date
Barry Sanders	40	10/5/97

Rushing
 Barry Sanders 40 10/5/97

Passing
 Dave Krieg-to-Herman Moore 51t 11/24/94

Kickoff Return
 Mel Gray 35 11/24/94

Punt
 Herman Weaver 56 yards 11/25/76

Punt Return
 Lem Barney 30 11/25/76

Interception Return
 Willie Clay 28t 11/24/94

Field Goal
 Bennie Ricardo 40 10/28/79

DETROIT'S VS. BUFFALO

Detroit's Record— Overall: 3-2-1; Home: 2-1; Away: 1-1-1; Silverdome: 2-1; Ralph Wilson Stadium: 1-1

Date	Site	Result
12-10-72	Buf	T, 21-21
11-25-76	DET	W, 27-14
10-28-79	DET	L, 17-20
12-22-91	Buf	W(OT), 17-14
11-24-94	DET	W, 35-21
10-5-97	Buf	L, 13-22

SERIES NOTES: DETROIT vs. BUFFALO

- Aside from the NFL's most recent expansion additions (Jacksonville and Carolina), the six meetings between the Lions and Bills ties for the fewest number the Lions have played against any team (Miami and New England). The Lions play all three during the 2000 season.
- Two of the six games have been played on Thanksgiving Day, with the Lions winning both outings.
- In the 1976 meeting, O.J. Simpson put on one of the greatest individual performances in the history of pro football as he rushed for a then-NFL record 273 yards. Simpson's historic Thanksgiving Day performance wasn't enough, though, as the Lions prevailed 27-14.
- Bills' owner Ralph C. Wilson grew up in Detroit and at one time was a Lions' shareholder. He attended the University of Michigan law school, is the Chairman of Ralph C. Wilson Industries and resides in Grosse Pointe Shores, Michigan.

Carolina Panthers

LIONS' ALL-TIME SINGLE-GAME BESTS VS. PANTHERS

PANTHERS 2000 SCHEDULE

SEPT. 3	at Washington
SEPT. 10	at San Francisco
SEPT. 17	ATLANTA
SEPT. 24	OPEN DATE
OCT. 1	DALLAS
OCT. 8	SEATTLE
OCT. 15	at New Orleans
OCT. 22	SAN FRANCISCO
OCT. 29	at Atlanta
NOV. 5	at St. Louis
NOV. 12	NEW ORLEANS
NOV. 19	at Minnesota
NOV. 27	GREEN BAY (Mon.)
DEC. 3	ST. LOUIS
DEC. 10	at Kansas City
DEC. 17	SAN DIEGO
DEC. 24	at Oakland

1999 RESULTS (8-8)

at New Orleans	L, 10-19
JACKSONVILLE	L, 20-22
CINCINNATI	W, 27-3
at Washington	L, 36-38
at San Francisco	W, 31-29
DETROIT	L, 9-24
at Atlanta	L, 20-27
PHILADELPHIA	W, 33-7
at St. Louis	L, 10-35
at Cleveland	W, 31-17
ATLANTA	W, 34-28
ST. LOUIS	L, 21-34
at Green Bay	W, 33-31
SAN FRANCISCO	W, 41-24
at Pittsburgh	L, 20-30
NEW ORLEANS	W, 45-13

PUBLIC RELATIONS

Charlie Dayton/Bruce Speight
800 S. Mint Street
Charlotte, NC 28202
(704) 358-7000

Rushing Attempts

Player	Att.	Date
1. Greg Hill	16	10/24/99

Most Rushing Yards

Player	Yds.	Date
1. Greg Hill	70	10/24/99

Most Rushing Touchdowns

Player	TD	Date
1. Sedrick Irvin	1	10/24/99

Most Passing Attempts

Player	Att.	Date
1. Charlie Batch	27	10/24/99

Most Passing Completions

Player	Comp.	Date
1. Charlie Batch	16	10/24/99

Most Passing Yards

Player	Yds.	Date
1. Charlie Batch	210	10/24/99

Most Passes Intercepted

Player	Int.	Date
1. Charlie Batch	1	10/24/99

Most Touchdown Passes

Player	TD	Date
1. Charlie Batch	2	12/12/93

Most Receptions

Player	Rec.	Date
1. Johnnie Morton	5	10/24/99

Most Receiving Yards

Player	Yds.	Date
1. Johnnie Morton	66	10/24/99

Most Receiving Touchdowns

Player	TD	Date
1. David Sloan	1	10/1/67
Brian Stabilein	1	10/24/99

Interceptions

Player	Int.	Date
1. Mark Carrier	1	10/24/99

Most Points

Player	Pts.	Date
1. Jason Hanson	6	10/24/99
Sedrick Irvin	6	10/24/99
David Sloan	6	10/24/99
Brian Stabilein	6	10/24/99

Most Touchdowns

Player	TD	Date
1. Sedrick Irvin	1	10/24/99
David Sloan	1	10/24/99
Brian Stabilein	1	10/24/99

Most Field Goals

Player	FG	Date
1. Jason Hanson	1	10/24/99

Most Punts

Player	Punts	Date
2. John Jett	3	10/24/99

Most Punt Returns

Player	Ret.	Date
None		

Most Punt Return Yards

Player	Yds.	Date
None		

Most Kickoff Returns

Player	Ret.	Date
1. Terry Fair	4	10/24/99

Most Kickoff Return Yards

Player	Yds.	Date
1. Terry Fair	130	10/24/99

Longest Plays

Player	Yds.	Date
Greg Hill	30	10/24/99

Rushing

Player	Yds.	Date
Greg Hill	30	10/24/99

Passing

Player	Yds.	Date
Charlie Batch-to-Germaine Crowell	27	10/24/99

Kickoff Return

Player	Yds.	Date
Terry Fair	57	10/24/99

Punt

Player	Yds.	Date
John Jett	43	10/24/99

Punt Return

Player	Yds.	Date
None		

Interception Return

Player	Yds.	Date
None		

Field Goal

Player	Yds.	Date
Jason Hanson	29	10/24/99

DETROIT VS. CAROLINA

Detroit's Record— Overall: 1-0; Home: 0-0; Away: 1-0; Silverdome: 0-0; Ericsson Stadium: 1-0

Date	Site	Result
10-24-99	Car	W, 24-9

SERIES NOTES: DETROIT VS. CAROLINA

- The Lions Panthers faced off in their inaugural contest October 24, 1999. Detroit visited Carolina's Ericsson Stadium and handed the Panthers a 24-9 loss.
- Looming large in the final outcome were the Panthers' five trips inside the Lions' five-yard line, with the Detroit defense forcing two turnovers and yielding only three John Kasay field goals.
- The contest was also the first of two straight games in 1999 where Detroit's defense did not yield a touchdown. That accomplishment marked the first time since 1983 that the Lions have kept opponents out of the endzone in back-to-back games (45-3 win vs. Pittsburgh November 24, 1083 and 13-2 win vs. Minnesota December 5, 1983).



Chicago Bears

LIONS' ALL-TIME SINGLE-GAME BESTS VS. BEARS

Sunday, September 24 & Sunday, December 24

BEARS 2000 SCHEDULE

SEPT. 3	at Minnesota
SEPT. 10	at Tampa Bay
SEPT. 17	N.Y. GIANTS
SEPT. 24	DETROIT
OCT. 1	at Green Bay
OCT. 8	NEW ORLEANS
OCT. 15	MINNESOTA
OCT. 22	at Philadelphia
OCT. 29	OPEN DATE
NOV. 5	INDIANAPOLIS
NOV. 12	at Buffalo
NOV. 19	TAMPA BAY
NOV. 26	at New York Jets
DEC. 3	GREEN BAY
DEC. 10	NEW ENGLAND
DEC. 17	at San Francisco
DEC. 24	at Detroit

1999 RESULTS (6-10)

KANSAS CITY	W, 20-17
SEATTLE	L, 13-14
at Oakland	L, 17-24
NEW ORLEANS	W, 14-10
at Minnesota	W, 24-22
PHILADELPHIA	L, 16-20
at Tampa Bay	L, 3-6
at Washington	L, 22-48
at Green Bay	W, 14-13
MINNESOTA	L, 24-27(OT)
at San Diego	W, 23-20(OT)
at Detroit	L, 17-21
GREEN BAY	L, 19-35
DETROIT	W, 28-10
at St. Louis	L, 12-34
TAMPA BAY	L, 6-20

PUBLIC RELATIONS

Bryan Harlan/Scott Hagel
Halas Hall at Conway Park
1000 Football Drive
Lake Forest, IL 60045
(847) 295-6600

Most Rushing Attempts

Player	Att.	Date
1. Barry Sanders	26	12/10/89
2. Barry Sanders	24	11/19/95
3. Barry Sanders	24	11/15/98
4. Barry Sanders	23	10/23/94

Most Rushing Yards

Player	Yds.	Date
1. Barry Sanders	167	10/23/94
Barry Sanders	167	11/27/97
3. Barry Sanders	161	9/14/97

Most Rushing Touchdowns

Player	TD	Date
1. Greg Landry	3	10/1/72
Barry Sanders	3	11/27/97

Most Pass Attempts

Player	Att.	Date
1. Bob Layne	45	11/5/50
2. Gus Frotette	42	11/25/99
3. Scott Mitchell	38	12/4/95

Most Pass Completions

Player	Comp.	Date
1. Gus Frotette	29	11/25/99
2. Scott Mitchell	26	12/4/95
3. Scott Mitchell	24	9/22/96

Most Passing Yards

Player	Yds.	Date
1. Bobby Layne	374	11/5/50
2. Eric Hipple	336	10/19/81
3. Scott Mitchell	336	9/22/96
4. Scott Mitchell	320	12/4/95

Most Touchdown Passes

Player	TD	Date
1. Bobby Layne	4	12/7/52
Rodney Peete	4	12/16/90
Scott Mitchell	4	9/22/96

Most Passes Intercepted

Player	Int.	Date
1. Jeff Komlo	4	11/4/79

Most Receptions

Player	Rec.	Date
1. Herman Moore	14*	12/4/95
2. Brett Perriman	12	11/19/95

Most Receiving Yards

Player	Yds.	Date
1. Herman Moore	183	12/4/95
2. Johnnie Morton	174	9/22/96
3. Cloyce Box	172	12/7/52
4. Dave Middleton	146	12/2/56

Most Receiving Touchdowns

Player	Yds.	Date
1. Cloyce Box	3	12/7/52

Interceptions

Player	Yds.	Date
1. Lem Barney	3	9/22/68
Mike Weger	3	9/22/68
Dick Jauron	3	11/18/73

Most Points

Player	Pts.	Date
1. Doak Walker	21	9/26/54
2. Barry Sanders	18	11/27/97
Tommy Vardell	18	11/15/98

Most Touchdowns

Player	TD	Date
Cloyce Box	3	12/7/52
Mal Farr	3	10/13/68
Barry Sanders	3	11/27/97
Tommy Vardell	3	11/15/98

Most Field Goals

Player	FG	Date
1. Jason Hanson	4	9/14/97

2. several players, most recent
Jason Hanson 3 12/20/92

Most Punts

Player	Punts	Date
1. George Grimes	10	10/17/48

Most Punt Returns

Player	Ret.	Date
1. Robbie Martin	6	9/12/82

Most Punt Return Yards

Player	Yds.	Date
1. Dick Jauron	103	11/20/74

Most Kickoff Returns

Player	Ret.	Date
1. Mel Gray	6	9/24/89

Most Kickoff Return Yards

Player	Yds.	Date
1. Tom Watkins	177	10/24/65

Longest Plays

Player	Att.	Date
Barry Sanders	84	10/23/94

Rushing

Charlie Batch-to	Johnnie Morton
98t	10/4/98

Kickoff Return

Ron Jessie	102t	10/24/71
Mel Gray	102t	10/23/94

Punt

Herman Weaver	69	9/12/76
---------------	----	---------

Punt Return

Tom Watkins	84	10/24/65
-------------	----	----------

Interception Return

Bob Smith	102t	11/24/49
-----------	------	----------

Field Goal

Eddie Murray	53	10/19/81
--------------	----	----------

* Franchise record

DETROIT VS. CHICAGO

Detroit's Record— Overall: 57-78-5; Home: 35-32-1; at Detroit: 33-31-0; Away: 22-46-4; Silverdome: 15-9-0; Soldier Field: 10-19-0

Date	Site	Result	11-27-47	DET	L, 14-34	9-11-66	DET	W, 14-3	12-16-84	DET	L, 13-30
10-22-30	POR	W, 7-6	10-17-48	Chi	L, 0-28	11-6-66	Chi	T, 10-10	11-10-85	Chi	L, 3-24
11-30-30	Chi	L, 6-14	12-5-48	DET	L, 14-42	10-15-67	Chi	L, 3-14	12-22-85	DET	L, 17-37
11-8-31	Chi	L, 6-9	11-13-49	Chi	L, 24-27	11-5-67	DET	L, 13-27	10-26-86	Chi	L, 7-13
11-29-31	POR	W, 3-0	11-24-49	DET	L, 7-28	9-22-68	DET	W, 2-0	12-15-86	DET	L, 13-16
11-13-32	Chi	T, 13-13	11-5-50	DET	L, 21-35	10-13-68	Chi	W, 28-10	11-22-87	Chi	L, 10-30
11-27-32	POR	T, 7-7	12-10-50	Chi	L, 3-6	10-19-69	DET	W, 13-7	10-9-88	DET	L, 7-24
12-18-32	Chi	L, 0-9	10-11-51	Chi	W, 41-28	12-21-69	Chi	W, 20-3	12-11-88	Chi	L, 12-13
11-26-33	Chi	L, 14-17	11-28-52	Chi	L, 23-24	10-5-70	DET	W, 18-14	9-22-89	DET	L, 27-47
12-3-33	POR	L, 7-17	11-23-52	Chi	L, 23-24	10-25-70	DET	W, 25-10	12-10-89	Chi	W, 27-17
11-29-34	DET	L, 16-19	12-7-52	DET	W, 5-21	10-24-71	Chi	L, 23-28	12-2-90	Chi	L(OT), 17-23
12-2-34	Chi	L, 7-10	11-22-53	Chi	W, 20-16	11-21-71	Chi	W, 28-24	12-16-90	DET	W, 38-21
11-24-35	Chi	T, 20-20	12-6-53	DET	W, 13-7	10-1-72	Chi	W, 38-3	11-3-91	Chi	L, 10-20
11-28-35	DET	W, 14-2	9-26-54	DET	W, 8-23	11-5-72	DET	W, 14-0	11-28-91	DET	W, 16-6
10-25-36	Chi	L, 10-12	12-12-54	Chi	L, 24-28	11-18-73	Chi	W, 30-7	9-6-92	Chi	L, 24-27
11-26-36	DET	W, 13-7	11-20-55	DET	L, 14-24	12-9-73	DET	W, 0-7	12-20-92	DET	W, 16-3
10-24-37	Chi	L, 20-28	12-4-55	Chi	L, 20-21	9-15-74	Chi	L, 9-17	11-25-93	DET	L, 6-10
11-25-37	DET	L, 0-13	12-16-56	Chi	L, 21-38	11-24-74	DET	W, 34-17	12-26-93	Chi	W, 20-14
11-20-38	Chi	W, 13-7	11-24-57	DET	L, 7-27	10-12-75	DET	W, 27-7	10-23-94	DET	W, 21-16
11-24-38	DET	W, 14-7	12-15-57	Chi	W, 21-13	12-7-75	Chi	L, 21-25	11-20-94	Chi	L, 10-20
10-26-39	Chi	W, 10-0	11-23-58	DET	L, 7-20	9-12-76	Chi	L, 3-10	11-19-95	Chi	W, 24-17
11-12-39	DET	L, 13-23	12-14-58	Chi	L, 16-21	9-18-77	Chi	L, 20-30	12-4-95	DET	W, 27-7
10-13-40	Chi	L, 0-7	11-22-59	DET	L, 14-24	11-24-77	DET	L, 14-31	9-22-96	DET	W, 35-16
11-10-40	DET	W, 17-14	12-13-59	Chi	L, 14-25	9-17-78	DET	L, 0-19	9-14-97	Chi	L, 14-31
10-19-41	Chi	L, 0-49	11-20-60	Chi	L, 7-28	10-29-78	Chi	W, 21-17	11-27-97	DET	W, 55-20
11-23-41	DET	L, 7-24	12-18-60	DET	W, 36-0	11-4-79	Chi	L, 7-35	10-4-98	Chi	L, 27-31
11-1-42	Chi	L, 0-16	10-8-61	DET	L, 17-31	11-22-79	DET	W, 20-0	11-15-98	DET	W, 26-3
11-22-42	DET	L, 0-12	12-3-61	Chi	W, 16-15	10-19-80	Chi	L, 7-24	11-25-99	DET	W, 21-17
10-3-43	DET	L, 21-27	10-28-62	DET	W, 11-3	11-27-80	DET	L(OT), 17-23	12-19-99	Chi	L, 10-28
10-31-43	Chi	L, 14-35	12-16-62	Chi	L, 0-3	10-19-81	DET	W, 8-17			
10-22-44	DET	T, 21-21	9-29-63	DET	L, 21-37	11-22-81	Chi	W, 23-7	Note: From 1930-33, the Lions were the Portsmouth (POR) Spartans.		
11-9-44	DET	W, 41-21	12-15-63	Chi	L, 14-24	9-12-82	DET	W, 17-10			
10-28-45	DET	W, 16-10	10-18-64	Chi	W, 10-0	11-21-82	Chi	L, 17-20			
11-11-45	Chi	W, 35-28	11-26-64	DET	L, 10-38	10-16-83	DET	W, 31-17			
11-24-46	DET	L, 6-42	10-24-65	Chi	L, 10-38	10-30-83	Chi	W, 38-17			
12-8-46	DET	L, 24-45	11-21-65	DET	L, 10-17	11-18-84	Chi	L, 14-16			
10-19-47	Chi	L, 24-33									

Cincinnati Bengals

LIONS' ALL-TIME SINGLE-GAME BESTS VS. BENGALS

Friday, August 25

BENGALS 2000 SCHEDULE

SEPT. 3	OPEN DATE
SEPT. 10	CLEVELAND
SEPT. 17	at Jacksonville
SEPT. 24	at Baltimore
OCT. 1	MIAMI
OCT. 8	TENNESSEE
OCT. 15	at Pittsburgh
OCT. 22	DENVER
OCT. 29	at Cleveland
NOV. 5	BALTIMORE
NOV. 12	at Dallas
NOV. 19	at New England
NOV. 26	PITTSBURGH
DEC. 3	ARIZONA
DEC. 10	at Tennessee
DEC. 17	JACKSONVILLE
DEC. 24	at Philadelphia

1999 RESULTS (4-12)

at Tennessee	L, 35-36
SAN DIEGO	L, 7-34
at Carolina	L, 3-27
ST. LOUIS	L, 10-38
at Cleveland	W, 18-17
PITTSBURGH	L, 3-17
at Indianapolis	L, 10-31
JACKSONVILLE	L, 10-41
at Seattle	L, 20-37
TENNESSEE	L, 14-24
BALTIMORE	L, 31-34
at Pittsburgh	W, 27-20
SAN FRANCISCO	W, 44-30
CLEVELAND	W, 44-28
at Baltimore	L, 0-22
at Jacksonville	L, 7-24

PUBLIC RELATIONS
 Jack Brennan/P.J. Combs
 One Bengals Drive
 Cincinnati, OH 45204
 (513) 621-3550

Most Rushing Attempts

Player	Att.	Date
1. Barry Sanders	29	11/22/92
2. Barry Sanders	26	9/13/98

Most Rushing Yards

Player	Yds.	Date
1. Barry Sanders	185	9/13/98
2. Barry Sanders	151	11/22/92
3. Barry Sanders	114	11/19/89

Most Rushing Touchdowns

Player	TD	Date
1. Barry Sanders	3	9/13/98
2. several players; most recent		
Barry Sanders	1	11/22/92

Most Passing Attempts

Player	Att.	Date
1. Eric Hipple	33	11/22/86
2. Scott Mitchell	31	9/13/98

Most Passing Completions

Player	Comp.	Date
1. Eric Hipple	23	11/2/86

Most Passing Yards

Player	Yds.	Date
1. Eric Hipple	287	11/2/86

Most Passes Intercepted

Player	Int.	Date
1. Erik Kramer	3	11/22/92
2. Scott Mitchell	2	9/13/98

Most Touchdown Passes

Player	TD	Date
1. Bill Munson	2	9/27/70
Eric Hipple	2	11/2/86

Most Receptions

Player	Rec.	Date
1. Herman Moore	7	9/13/98
2. Jeff Chadwick	6	11/2/86

Most Receiving Yards

Player	Yds.	Date
1. Jeff Chadwick	100	11/2/86
2. Herman Moore	86	9/13/98

Most Receiving Touchdowns

Player	TD	Date
1. several players; most recent		
Jimmie Giles	1	11/2/86
Leonard Thompson	1	11/2/86

Interceptions

Player	Int.	Date
1. several players; most recent		
Melvin Jenkins	1	11/22/92
William White	1	11/22/92

Most Points

Player	Pts.	Date
1. Barry Sanders	18	9/13/98
2. Jason Hanson	13	11/22/92

Most Touchdowns

Player	TD	Date
1. Barry Sanders	3	9/13/98
2. Mel Farr	2	9/27/70

Most Field Goals

Player	FG	Date
1. Jason Hanson	4	11/22/92

Most Punts

Player	Punts	Date
1. Jim Arnold	8	11/19/89
2. John Jett	7	9/13/98

Most Punt Returns

Player	Ret.	Date
1. Lem Barney	5	9/27/70

Most Punt Return Yards

Player	Yds.	Date
1. Lem Barney	74	9/27/70

Most Kickoff Returns

Player	Ret.	Date
1. Jimmie Jones	3	12/8/74
Oscar Smith	3	11/2/86

Most Kickoff Return Yards

Player	Yds.	Date
1. Jimmie Jones	110	12/8/74

Longest Plays

Player	Yds	Date
Barry Sanders	67	9/13/98

Rushing

Barry Sanders 67 9/13/98

Passing

Rodney Peete-to-Robert Clark 69 11/19/89

Kickoff Return

Jimmie Jones 59 12/8/74

Punt

Jim Arnold 62 11/22/92

Punt Return

Lem Barney 61 9/27/70

Interception Return

Bruce McNorton 15 12/11/83

Field Goal

Eddie Murray 54 12/11/83

DETROIT VS. CINCINNATI

Detroit's Record— Overall: 3-4 ; Home: 1-2; Away: 2-2; Silverdome: 0-2; Paul Brown Stadium: 0-0;

Date	Site	Result
9-27-70	DET	W, 38-3
12-8-74	Cin	W, 23-19
12-11-83	Cin	L, 9-17
11-2-86	DET	L, 17-24
11-19-89	Cin	L, 7-42
11-22-92	Cin	W, 19-13
9-13-98	DET	L(OT), 28-34

SERIES NOTES: DETROIT vs. CINCINNATI

- The Lions and Bengals have met every year in preseason since 1970. The two teams have played 30 preseason games, with the Bengals holding a 16-14 series edge.
- In the Lions' November 22, 1992 game at Cincinnati, RB Barry Sanders passed Billy Sims to become the Detroit's all-time leading rusher.
- In the initial meeting of the series (September 27, 1970), the Lions jumped out to 31-0 halftime lead and never looked back as they trounced the Bengals, 38-3. The Detroit defense limited Cincinnati to six first downs and 140 yards on offense. Mel Farr led the Lions with 70 yards rushing on 13 carries.
- An eight-yard TD toss from Greg Landry to Charlie Sanders (now a Lions' scout) with 29 seconds remaining in the game gave the Lions a 23-19 victory at Cincinnati in the 1974 matchup.



Cleveland Browns

LIONS ALL-TIME SINGLE-GAME BESTS VS. BROWNS

BROWNS 2000 SCHEDULE

SEPT. 3	JACKSONVILLE
SEPT. 10	at Cincinnati
SEPT. 17	PITTSBURGH
SEPT. 24	at Oakland
OCT. 1	BALTIMORE
OCT. 8	at Arizona
OCT. 15	at Denver
OCT. 22	at Pittsburgh
OCT. 29	CINCINNATI
NOV. 5	NEW YORK GIANTS
NOV. 12	NEW ENGLAND
NOV. 19	at Tennessee
NOV. 26	at Baltimore
DEC. 3	at Jacksonville
DEC. 10	PHILADELPHIA
DEC. 17	TENNESSEE
DEC. 24	OPEN DATE

1999 Results (2-14)

PITTSBURGH	L, 0-43
at Tennessee	L, 9-26
at Baltimore	L, 10-17
NEW ENGLAND	L, 7-19
CINCINNATI	L, 17-18
at Jacksonville	L, 7-24
at St. Louis	L, 3-34
at New Orleans	W, 21-16
BALTIMORE	L, 9-41
at Pittsburgh	W, 16-15
CAROLINA	L, 17-31
TENNESSEE	L, 21-33
at San Diego	L, 10-23
at Cincinnati	L, 28-44
JACKSONVILLE	L, 14-24
INDIANAPOLIS	L, 28-29

PUBLIC RELATIONS

Todd Stewart/Ken Mather/Dan Arthur
80 First Avenue
Berea, OH 44017
(440) 891-5000

Most Rushing Attempts

Player	Att.	Date
1. Barry Sanders	30	12/13/92

Most Rushing Yards

Player	Yds.	Date
1. Barry Sanders	157	10/8/95

Most Rushing Touchdowns

Player	TD	Date
1. Barry Sanders	3	10/8/95

Most Passing Attempts

Player	Att.	Date
1. Eric Hipple	48	9/28/86

Most Passing Completions

Player	Comp.	Date
1. Eric Hipple	33	9/28/86

Most Passing Yards

Player	Yds.	Date
1. Tobin Rote	280	12/29/57

Most Passes Intercepted

Player	Int.	Date
1. Bobby Layne	6	12/26/54#

Most Touchdown Passes

Player	TD	Date
1. Tobin Rote	4	12/29/57#

Most Receptions

Player	Rec.	Date
1. James Jones	12	9/28/86

Most Receiving Yards

Player	Yds.	Date
1. Leonard Thompson	179	9/11/83

Most Receiving Touchdowns

Player	TD	Date
1. several players; most recent	2	10/8/95
Brett Perriman	2	10/8/95

Interceptions

Player	Int.	Date
1. Lem Barney	2	9/24/67
Mike Weger	2	10/18/70

Most Points

Player	Pts.	Date
1. Barry Sanders	18	10/8/95

Most Touchdowns

Player	TD	Date
1. Barry Sanders	3	10/8/95

Most Field Goals

Player	FG	Date
1. James Martin	3	11/9/58

Most Punts

Player	Punts	Date
1. several players; most recent	6	11/23/89
Jim Arnold	6	11/23/89

Most Punt Returns

Player	Ret.	Date
1. Charlie West	5	11/9/75

Most Punt Return Yards

Player	Yds.	Date
1. Alvin Hall	78	9/11/83

Most Kickoff Returns

Player	Ret.	Date
1. Alvin Hall	4	9/11/83
Herman Hunter	4	9/28/86

Most Kickoff Return Yards

Player	Yds.	Date
1. Alvin Hall	82	9/11/83

Longest Plays

Player	Yds.	Date
Rushing		
1. Barry Sanders	75 ¹	10/8/95
Passing		
Mill Plum-to-Dan Lewis	92 ¹	11/15/64

Kickoff Return

Player	Yds.	Date
Bob Thompson	42	11/9/75

Punt

Player	Yds.	Date
Yale Lary	60	11/15/64

Punt Return

Player	Yds.	Date
Alvin Hall	66	9/11/83

Interception Return

Player	Yds.	Date
Ben Davis	67 ¹	11/9/75

Field Goal

Player	Yds.	Date
Jason Hanson	56	10/8/95 #

* Franchise record
Postseason Game

DETROIT'S VS. CLEVELAND

Detroit's Record— Overall: 12-3-0; Home: 8-1-0; Away: 4-2-0; Silverdome: 4-1-0; Cleveland Browns Stadium: 0-0-0

Date	Site	Result	10-5-69	Cle	W, 28-21	POST-SEASON (3-1)	Date	Site	Result
11-2-52	DET	W, 17-6	10-18-70	Cle	W, 41-24	12-28-52#	Cle	W, 17-7	
12-19-54	Cle	W, 14-10	11-9-75	DET	W, 21-10	12-27-53#	DET	W, 17-16	
12-8-57	DET	W, 20-7	9-11-83	DET	L, 26-31	12-26-54#	Cle	L, 10-56	
11-9-58	Cle	W, 30-10	9-28-86	Cle	L, 21-24	12-29-57#	DET	W, 59-14	
12-8-63	DET	W, 38-10	11-23-89	DET	W, 13-10				
11-15-64	Cle	L, 21-37	12-13-92	DET	W, 24-14				
9-24-67	DET	W, 31-14	10-8-95	DET	W, 38-20				

NFL Championship Game

SERIES NOTES: DETROIT vs. CLEVELAND

- The Lions have played the Browns four times in postseason action, the most against any team (Lions own 3-1 edge). Also, Detroit has accumulated 33 preseason games against Cleveland, also the most against any team in that category. Detroit holds a 19-13-1 (.591) edge over Cleveland in preseason games.
- The Lions hold a commanding 12-3 (.800) series lead over the Browns, dating back to the clubs' initial meeting in 1952. Detroit owns a 8-1 record in games played in Detroit (including a 4-1 mark at the Silverdome).
- The last time the two teams squared off in Cleveland Stadium was in 1986, resulting in a 24-21 Browns' win. Detroit has claimed five of the seven contests played in Cleveland, but hasn't won there since 1970.
- Jason Hanson booted the longest field goal in franchise history against the Browns on October 8, 1995. Hanson drilled a 56-yard effort on the last play of the first half.

Dallas Cowboys

LIONS' ALL-TIME SINGLE-GAME BESTS VS. COWBOYS

COWBOYS 2000 SCHEDULE

SEPT. 3	PHILADELPHIA
SEPT. 10	at Arizona
SEPT. 18	at Wash. (Mon.)
SEPT. 24	SAN FRANCISCO
OCT. 1	at Carolina
OCT. 8	OPEN DATE
OCT. 15	at New York Giants
OCT. 22	ARIZONA
OCT. 29	JACKSONVILLE
NOV. 5	at Philadelphia
NOV. 12	CINCINNATI
NOV. 19	at Baltimore
NOV. 23	MINNESOTA (Thu.)
DEC. 3	at Tampa Bay
DEC. 10	WASHINGTON
DEC. 17	NEW YORK GIANTS
DEC. 25	at Tennessee (Mon.)

1999 RESULTS (8-8)

at Washington	W, 41-35(OT)
ATLANTA	W, 24-7
ARIZONA	W, 35-7
at Philadelphia	L, 10-13
at New York Giants	L, 10-13
WASHINGTON	W, 38-20
at Indianapolis	L, 24-34
at Minnesota	L, 17-27
GREEN BAY	W, 27-13
at Arizona	L, 9-13
MIAMI	W, 20-0
at New England	L, 6-13
PHILADELPHIA	W, 20-10
NEW YORK JETS	L, 21-22
at New Orleans	L, 24-31
NEW YORK GIANTS	W, 26-18

Playoffs	
at Minnesota	L, 10-27

PUBLIC RELATIONS

Rich Dalrymple/Brett Daniels
Cowboys Center
One Cowboys Parkway
Irving, TX 75063-4727
(972) 556-9900

Most Rushing Attempts

Player	Att.	Date
1. Barry Sanders	40*	9/19/94

Most Rushing Yards

Player	Yds.	Date
1. Barry Sanders	194	9/19/94
2. Nick Pietrosante	142	12/11/60
3. Billy Sims	119	11/15/81
4. Barry Sanders	108	11/8/92

Most Rushing Touchdowns

Player	TD	Date
1. Nick Pietrosante	2	12/11/60
Garry James	2	11/8/87

Most Passing Attempts

Player	Att.	Date
1. Erik Kramer	38*	1/5/92

Most Passing Completions

Player	Comp.	Date
1. Erik Kramer	29*	1/5/92

Most Passing Yards

Player	Yds.	Date
1. Erik Kramer	341*	1/5/92

Most Passes Intercepted

Player	Int.	Date
1. Greg Landry	4	9/15/68

Most Touchdown Passes

Player	TD	Date
1. Erik Kramer	3	1/5/92*

Most Receptions

Player	Rec.	Date
1. Pete Mandley	8	11/8/87
Willie Green	8	1/5/92*

Most Receiving Yards

Player	Yds.	Date
1. Cloyce Box	202	12/13/52
2. Gail Cogdill	150	10/13/63
3. Earl McCullough	132	9/15/68
4. Willie Green	115	1/5/92*

Most Receiving Touchdowns

Player	TD	Date
1. Gail Cogdill	2	10/13/63
2. Willie Green	2	1/5/92*

Interceptions

Player	Int.	Date
1. James Griffin	2	11/8/87

Most Points

Player	Pts.	Date
1. Nick Pietrosante	12	12/10/60
Gail Cogdill	12	10/13/63
Billy Sims	12	11/15/81
Garry James	12	11/8/87
Willie Green	12	1/5/92*

Most Touchdowns

Player	TD	Date
1. Nick Pietrosante	2	12/10/60
Gail Cogdill	2	10/13/63
Billy Sims	2	11/15/81
Garry James	2	11/8/87
Willie Green	2	1/5/92*

Most Field Goals

Player	FG	Date
1. Eddie Murray	2	9/15/85
Eddie Murray	2	11/8/87
Eddie Murray	2	10/27/91
Jason Hanson	2	9/19/94

Most Punts

Player	Punts	Date
1. Wilbur Summers	9	10/30/77

Most Punt Returns

Player	Ret.	Date
1. Bob Watkins	5	10/13/63
Lem Barney	5	12/26/70*

Most Punt Return Yards

Player	Yds.	Date
1. Pete Mandley	71	11/8/87

Most Kickoff Returns

Player	Ret.	Date
1. Mel Gray	8*	11/8/92

Most Kickoff Return Yards

Player	Yds.	Date
1. Mel Gray	178	11/8/92

Longest Plays

Player	Yds.	Date
<i>Rushing</i>		
Barry Sanders	47*	1/5/92*

Passing

Eric Hipple-to-Billy Sims	81*	11/15/81
---------------------------	-----	----------

Kickoff Return

Lem Barney	47	9/15/68
------------	----	---------

Punt

Yale Lary	73	10/13/63
-----------	----	----------

Punt Return

Pete Mandley	61	11/8/87
--------------	----	---------

Interception Return

Ray Crockett	96*	10/27/91
--------------	-----	----------

Field Goal

Eddie Murray	47	11/15/81
--------------	----	----------

* Lions' Record

Postseason game

DETROIT VS. DALLAS

Detroit's Record— Overall: 6-7; Home: 5-3; Away: 1-4; Silverdome: 4-3; Texas Stadium: 1-2

Date	Site	Result
12-11-60	DET	W, 23-14
10-13-63	Dal	L, 14-17
9-15-68	Dal	L, 13-59
10-30-72	Dal	L, 24-28
10-6-75	DET	L, 10-36
10-30-77	Dal	L, 0-37
11-15-81	DET	W, 27-24
9-15-85	DET	W, 26-21
9-14-86	DET	L, 7-31
11-8-87	DET	W, 27-17
10-27-91	DET	W, 34-10
11-8-92	DET	L, 3-37
9-19-94	Dal	W(OT), 20-17

POST-SEASON (1-1)

Date	Site	Result
12-26-70	Dal	L, 0-5
1-5-92	DET	W, 38-6

SERIES NOTES: DETROIT vs. DALLAS

- Detroit's first regular season game played in the Pontiac Silverdome was against Dallas. The Cowboys won the Monday Night contest, 35-10, on October 6, 1975.
- The Lions have won five of the last seven meetings with Dallas, not including Detroit's 38-6 win in the 1991 divisional playoff game.
- Lions' RB Barry Sanders set a Lions' record for most carries in a game (40) in a Monday Night contest in Dallas on September 19, 1994. The Lions won the game in overtime, 20-17.
- The Lions and Cowboys have squared off twice in postseason play with each team claiming victory on its own turf. The first postseason contest occurred December 26, 1970 with the Dallas posting a 5-0 shutout against Detroit. The Lions captured the victory in the second playoff contest when they defeated the Cowboys 38-6 at the Silverdome January 5, 1992.
- Detroit and Dallas traditionally host Thanksgiving Day games each season. The Lions have played 60 games since the Thanksgiving Day tradition kicked off in 1934. The Cowboys have hosted 32 Thanksgiving Day games since 1966.



Denver Broncos

BRONCOS 2000 SCHEDULE

SEPT. 4	at St. Louis (Mon.)
SEPT. 10	ATLANTA
SEPT. 17	at Oakland
SEPT. 24	KANSAS CITY
OCT. 1	NEW ENGLAND
OCT. 8	at San Diego
OCT. 15	CLEVELAND
OCT. 22	at Cincinnati
OCT. 29	OPEN DATE
NOV. 5	at New York Jets
NOV. 13	OAKLAND (Mon.)
NOV. 19	SAN DIEGO
NOV. 26	at Seattle
DEC. 3	at New Orleans
DEC. 10	SEATTLE
DEC. 17	at Kansas City
DEC. 23	SAN FRAN. (Sat.)

1999 RESULTS (6-10)

MIAMI	L, 21-38
at Kansas City	L, 10-26
at Tampa Bay	L, 10-13
NEW YORK JETS	L, 13-21
at Oakland	W, 16-13
GREEN BAY	W, 31-10
at New England	L, 23-24
MINNESOTA	L, 20-23
at San Diego	W, 33-17
at Seattle	L, 17-20
OAKLAND	W, 27-21(OT)
KANSAS CITY	L, 10-16
at Jacksonville	L, 24-27
SEATTLE	W, 36-30(OT)
at Detroit	W, 17-7
SAN DIEGO	L, 6-12

PUBLIC RELATIONS
 Jim Saccomano/Paul Kirk/Richard Stewart
 13655 Broncos Parkway
 Englewood, CO 80112
 (303) 649-9000

Garry James 2 Most

LIONS' ALL-TIME SINGLE-GAME BESTS VS. BRONCOS

<p>Rushing Attempts</p> <table border="1"> <tr><th>Player</th><th>Att.</th><th>Date</th></tr> <tr><td>1. Billy Sims</td><td>28</td><td>10/11/81</td></tr> <tr><td>2. Barry Sanders</td><td>23</td><td>11/22/90</td></tr> </table> <p>Most Rushing Yards</p> <table border="1"> <tr><th>Player</th><th>Yds.</th><th>Date</th></tr> <tr><td>1. Billy Sims</td><td>185</td><td>10/11/81</td></tr> <tr><td>2. Barry Sanders</td><td>147</td><td>11/22/90</td></tr> <tr><td>3. Steve Owens</td><td>109</td><td>11/7/71</td></tr> </table> <p>Most Rushing Touchdowns</p> <table border="1"> <tr><th>Player</th><th>TD</th><th>Date</th></tr> <tr><td>1. Billy Sims</td><td>2</td><td>10/11/81</td></tr> </table> <p>Most Passing Attempts</p> <table border="1"> <tr><th>Player</th><th>Att.</th><th>Date</th></tr> <tr><td>1. Charlie Batch</td><td>40</td><td>12-25-99</td></tr> <tr><td>2. Chuck Long</td><td>34</td><td>11/1/87</td></tr> </table> <p>Most Passing Completions</p> <table border="1"> <tr><th>Player</th><th>Comp.</th><th>Date</th></tr> <tr><td>1. Charlie Batch</td><td>21</td><td>12-25-99</td></tr> <tr><td>2. Bob Gagliano</td><td>18</td><td>11/22/90</td></tr> </table> <p>Most Passing Yards</p> <table border="1"> <tr><th>Player</th><th>Yds.</th><th>Date</th></tr> <tr><td>1. Charlie Batch</td><td>267</td><td>12/25/99</td></tr> <tr><td>2. Bob Gagliano</td><td>248</td><td>11/22/90</td></tr> </table> <p>Most Passes Intercepted</p> <table border="1"> <tr><th>Player</th><th>Int.</th><th>Date</th></tr> <tr><td>1. Gary Danielson</td><td>4</td><td>10/7/84</td></tr> </table> <p>Most Touchdown Passes</p> <table border="1"> <tr><th>Player</th><th>TD</th><th>Date</th></tr> <tr><td>1. Bob Gagliano</td><td>3</td><td>11/22/90</td></tr> </table> <p>Most Receptions</p> <table border="1"> <tr><th>Player</th><th>Rec.</th><th>Date</th></tr> <tr><td>1. Billy Sims</td><td>9</td><td>10/7/84</td></tr> </table>	Player	Att.	Date	1. Billy Sims	28	10/11/81	2. Barry Sanders	23	11/22/90	Player	Yds.	Date	1. Billy Sims	185	10/11/81	2. Barry Sanders	147	11/22/90	3. Steve Owens	109	11/7/71	Player	TD	Date	1. Billy Sims	2	10/11/81	Player	Att.	Date	1. Charlie Batch	40	12-25-99	2. Chuck Long	34	11/1/87	Player	Comp.	Date	1. Charlie Batch	21	12-25-99	2. Bob Gagliano	18	11/22/90	Player	Yds.	Date	1. Charlie Batch	267	12/25/99	2. Bob Gagliano	248	11/22/90	Player	Int.	Date	1. Gary Danielson	4	10/7/84	Player	TD	Date	1. Bob Gagliano	3	11/22/90	Player	Rec.	Date	1. Billy Sims	9	10/7/84	<p>Most Receiving Yards</p> <table border="1"> <tr><th>Player</th><th>Yds.</th><th>Date</th></tr> <tr><td>1. Germane Crowell</td><td>95</td><td>12-25-99</td></tr> <tr><td>2. Steve Owens</td><td>85</td><td>11/7/71</td></tr> </table> <p>Most Receiving Touchdowns</p> <table border="1"> <tr><th>Player</th><th>TD</th><th>Date</th></tr> <tr><td>1. Richard Johnson</td><td>2</td><td>11/22/90</td></tr> </table> <p>Interceptions</p> <table border="1"> <tr><th>Player</th><th>Int.</th><th>Date</th></tr> <tr><td>1. Levi Johnson</td><td>1</td><td>11/28/74</td></tr> <tr><td>Alvin Hall</td><td>1</td><td>10/11/81</td></tr> <tr><td>Bruce McNorton</td><td>1</td><td>10/7/84</td></tr> <tr><td>Ray Crockett</td><td>1</td><td>11/22/90</td></tr> </table> <p>Most Points</p> <table border="1"> <tr><th>Player</th><th>Pts.</th><th>Date</th></tr> <tr><td>1. Billy Sims</td><td>12</td><td>10/11/81</td></tr> <tr><td>Richard Johnson</td><td>12</td><td>11/22/90</td></tr> <tr><td>Eddie Murray</td><td>12</td><td>11/22/90</td></tr> <tr><td>Barry Sanders</td><td>12</td><td>11/22/90</td></tr> </table> <p>Most Touchdowns</p> <table border="1"> <tr><th>Player</th><th>TD</th><th>Date</th></tr> <tr><td>1. Billy Sims</td><td>2</td><td>10/11/81</td></tr> <tr><td>Richard Johnson</td><td>2</td><td>11/22/90</td></tr> <tr><td>Barry Sanders</td><td>2</td><td>11/22/90</td></tr> </table> <p>Most Field Goals</p> <table border="1"> <tr><th>Player</th><th>FG</th><th>Date</th></tr> <tr><td>1. Eddie Murray</td><td>4</td><td>11/22/90</td></tr> </table> <p>Most Punts</p> <table border="1"> <tr><th>Player</th><th>Punts</th><th>Date</th></tr> <tr><td>1. John Jett</td><td>8</td><td>12-25-99</td></tr> <tr><td>2. Tom Skladany</td><td>6</td><td>11/23/78</td></tr> <tr><td>Tom Skladany</td><td>6</td><td>10/11/81</td></tr> </table>	Player	Yds.	Date	1. Germane Crowell	95	12-25-99	2. Steve Owens	85	11/7/71	Player	TD	Date	1. Richard Johnson	2	11/22/90	Player	Int.	Date	1. Levi Johnson	1	11/28/74	Alvin Hall	1	10/11/81	Bruce McNorton	1	10/7/84	Ray Crockett	1	11/22/90	Player	Pts.	Date	1. Billy Sims	12	10/11/81	Richard Johnson	12	11/22/90	Eddie Murray	12	11/22/90	Barry Sanders	12	11/22/90	Player	TD	Date	1. Billy Sims	2	10/11/81	Richard Johnson	2	11/22/90	Barry Sanders	2	11/22/90	Player	FG	Date	1. Eddie Murray	4	11/22/90	Player	Punts	Date	1. John Jett	8	12-25-99	2. Tom Skladany	6	11/23/78	Tom Skladany	6	10/11/81	<p>Most Punt Returns</p> <table border="1"> <tr><th>Player</th><th>Ret.</th><th>Date</th></tr> <tr><td>1. Robbie Martin</td><td>2</td><td>10/11/81</td></tr> </table> <p>Most Punt Return Yards</p> <table border="1"> <tr><th>Player</th><th>Yds.</th><th>Date</th></tr> <tr><td>1. Larry Walton</td><td>18</td><td>11/7/71</td></tr> </table> <p>Most Kickoff Returns</p> <table border="1"> <tr><th>Player</th><th>Ret.</th><th>Date</th></tr> <tr><td>1. Gary Lee</td><td>4</td><td>11/1/87</td></tr> <tr><td>Desmond Howard</td><td>4</td><td>12-25-99</td></tr> </table> <p>Most Kickoff Return Yards</p> <table border="1"> <tr><th>Player</th><th>Yds.</th><th>Date</th></tr> <tr><td>1. Desmond Howard</td><td>97</td><td>12-25-99</td></tr> <tr><td>2. Jimmie Jones</td><td>87</td><td>11/28/74</td></tr> <tr><td>Gary Lee</td><td>87</td><td>11/1/87</td></tr> </table> <p>Longest Plays</p> <table border="1"> <tr><th>Player</th><th>Yds.</th><th>Date</th></tr> <tr><td>Rushing</td><td></td><td></td></tr> <tr><td>Billy Sims</td><td>48</td><td>10/11/81</td></tr> <tr><td>Passing</td><td></td><td></td></tr> <tr><td>Greg Landry-to-Earl McCullough</td><td>76</td><td>11/7/71</td></tr> <tr><td>Kickoff Return</td><td></td><td></td></tr> <tr><td>Mel Gray</td><td>40</td><td>11/22/90</td></tr> <tr><td>Punt</td><td></td><td></td></tr> <tr><td>Tom Skladany</td><td>64</td><td>10/11/81</td></tr> <tr><td>Punt Return</td><td></td><td></td></tr> <tr><td>Larry Walton</td><td>18</td><td>11/7/71</td></tr> <tr><td>Interception Return</td><td></td><td></td></tr> <tr><td>Alvin Hall</td><td>60</td><td>10/11/81</td></tr> <tr><td>Field Goal</td><td></td><td></td></tr> <tr><td>Eddie Murray</td><td>45</td><td>11/22/90</td></tr> </table>	Player	Ret.	Date	1. Robbie Martin	2	10/11/81	Player	Yds.	Date	1. Larry Walton	18	11/7/71	Player	Ret.	Date	1. Gary Lee	4	11/1/87	Desmond Howard	4	12-25-99	Player	Yds.	Date	1. Desmond Howard	97	12-25-99	2. Jimmie Jones	87	11/28/74	Gary Lee	87	11/1/87	Player	Yds.	Date	Rushing			Billy Sims	48	10/11/81	Passing			Greg Landry-to-Earl McCullough	76	11/7/71	Kickoff Return			Mel Gray	40	11/22/90	Punt			Tom Skladany	64	10/11/81	Punt Return			Larry Walton	18	11/7/71	Interception Return			Alvin Hall	60	10/11/81	Field Goal			Eddie Murray	45	11/22/90
Player	Att.	Date																																																																																																																																																																																																																																	
1. Billy Sims	28	10/11/81																																																																																																																																																																																																																																	
2. Barry Sanders	23	11/22/90																																																																																																																																																																																																																																	
Player	Yds.	Date																																																																																																																																																																																																																																	
1. Billy Sims	185	10/11/81																																																																																																																																																																																																																																	
2. Barry Sanders	147	11/22/90																																																																																																																																																																																																																																	
3. Steve Owens	109	11/7/71																																																																																																																																																																																																																																	
Player	TD	Date																																																																																																																																																																																																																																	
1. Billy Sims	2	10/11/81																																																																																																																																																																																																																																	
Player	Att.	Date																																																																																																																																																																																																																																	
1. Charlie Batch	40	12-25-99																																																																																																																																																																																																																																	
2. Chuck Long	34	11/1/87																																																																																																																																																																																																																																	
Player	Comp.	Date																																																																																																																																																																																																																																	
1. Charlie Batch	21	12-25-99																																																																																																																																																																																																																																	
2. Bob Gagliano	18	11/22/90																																																																																																																																																																																																																																	
Player	Yds.	Date																																																																																																																																																																																																																																	
1. Charlie Batch	267	12/25/99																																																																																																																																																																																																																																	
2. Bob Gagliano	248	11/22/90																																																																																																																																																																																																																																	
Player	Int.	Date																																																																																																																																																																																																																																	
1. Gary Danielson	4	10/7/84																																																																																																																																																																																																																																	
Player	TD	Date																																																																																																																																																																																																																																	
1. Bob Gagliano	3	11/22/90																																																																																																																																																																																																																																	
Player	Rec.	Date																																																																																																																																																																																																																																	
1. Billy Sims	9	10/7/84																																																																																																																																																																																																																																	
Player	Yds.	Date																																																																																																																																																																																																																																	
1. Germane Crowell	95	12-25-99																																																																																																																																																																																																																																	
2. Steve Owens	85	11/7/71																																																																																																																																																																																																																																	
Player	TD	Date																																																																																																																																																																																																																																	
1. Richard Johnson	2	11/22/90																																																																																																																																																																																																																																	
Player	Int.	Date																																																																																																																																																																																																																																	
1. Levi Johnson	1	11/28/74																																																																																																																																																																																																																																	
Alvin Hall	1	10/11/81																																																																																																																																																																																																																																	
Bruce McNorton	1	10/7/84																																																																																																																																																																																																																																	
Ray Crockett	1	11/22/90																																																																																																																																																																																																																																	
Player	Pts.	Date																																																																																																																																																																																																																																	
1. Billy Sims	12	10/11/81																																																																																																																																																																																																																																	
Richard Johnson	12	11/22/90																																																																																																																																																																																																																																	
Eddie Murray	12	11/22/90																																																																																																																																																																																																																																	
Barry Sanders	12	11/22/90																																																																																																																																																																																																																																	
Player	TD	Date																																																																																																																																																																																																																																	
1. Billy Sims	2	10/11/81																																																																																																																																																																																																																																	
Richard Johnson	2	11/22/90																																																																																																																																																																																																																																	
Barry Sanders	2	11/22/90																																																																																																																																																																																																																																	
Player	FG	Date																																																																																																																																																																																																																																	
1. Eddie Murray	4	11/22/90																																																																																																																																																																																																																																	
Player	Punts	Date																																																																																																																																																																																																																																	
1. John Jett	8	12-25-99																																																																																																																																																																																																																																	
2. Tom Skladany	6	11/23/78																																																																																																																																																																																																																																	
Tom Skladany	6	10/11/81																																																																																																																																																																																																																																	
Player	Ret.	Date																																																																																																																																																																																																																																	
1. Robbie Martin	2	10/11/81																																																																																																																																																																																																																																	
Player	Yds.	Date																																																																																																																																																																																																																																	
1. Larry Walton	18	11/7/71																																																																																																																																																																																																																																	
Player	Ret.	Date																																																																																																																																																																																																																																	
1. Gary Lee	4	11/1/87																																																																																																																																																																																																																																	
Desmond Howard	4	12-25-99																																																																																																																																																																																																																																	
Player	Yds.	Date																																																																																																																																																																																																																																	
1. Desmond Howard	97	12-25-99																																																																																																																																																																																																																																	
2. Jimmie Jones	87	11/28/74																																																																																																																																																																																																																																	
Gary Lee	87	11/1/87																																																																																																																																																																																																																																	
Player	Yds.	Date																																																																																																																																																																																																																																	
Rushing																																																																																																																																																																																																																																			
Billy Sims	48	10/11/81																																																																																																																																																																																																																																	
Passing																																																																																																																																																																																																																																			
Greg Landry-to-Earl McCullough	76	11/7/71																																																																																																																																																																																																																																	
Kickoff Return																																																																																																																																																																																																																																			
Mel Gray	40	11/22/90																																																																																																																																																																																																																																	
Punt																																																																																																																																																																																																																																			
Tom Skladany	64	10/11/81																																																																																																																																																																																																																																	
Punt Return																																																																																																																																																																																																																																			
Larry Walton	18	11/7/71																																																																																																																																																																																																																																	
Interception Return																																																																																																																																																																																																																																			
Alvin Hall	60	10/11/81																																																																																																																																																																																																																																	
Field Goal																																																																																																																																																																																																																																			
Eddie Murray	45	11/22/90																																																																																																																																																																																																																																	

DETROIT VS. DENVER

Detroit's Record— Overall: 3-5-0; Home: 2-3-0; Away: 1-2-0; Silverdome: 2-2-0; Mile High Stadium; 1-2-0

Date	Site	Result
11-7-71	Den	W, 24-20
11-28-74	DET	L, 27-31
11-23-78	DET	W, 17-14
10-11-81	Den	L, 21-27
10-7-84	DET	L, 7-28
11-1-87	Den	L, 0-34
11-22-90	DET	W, 40-27
12-25-99	DET	L, 7-17

SERIES NOTES: DETROIT vs. DENVER

- Three of the seven regular season games between the Lions and Broncos have been played on Thanksgiving Day, and five of the seven games have been in November.
- In 1999, the Lions hosted the Broncos on another holiday, Christmas Day, with the Broncos claiming a 17-7 victory at the Silverdome.
- Denver's 31-27 win in 1974 was the last Thanksgiving Day game played in Tiger Stadium, with the Lions moving into the Pontiac Silverdome the next season.
- The Lions have won three of the eight regular season meetings. Their last victory occurred when they handed the Broncos a 40-27 loss on Thanksgiving Day victory at the Silverdome in 1990.
- The Lions are 1-2 vs. the Broncos in preseason contests, with the last outing coming in the 1991 Hall of Fame Game in Canton, Ohio.
- Detroit posted a 24-20 win in the first meeting between the two teams (November 7, 1971). After a Detroit fumble and interception gave the Broncos a 10-0 halftime lead, the Lions roared back in the second half, scoring on their first two possessions, including a Greg Landry-to-Earl McCullough 76-yard bomb which gave the Lions the lead.

Green Bay Packers

LIONS' ALL-TIME SINGLE-GAME BESTS VS. PACKERS

Sunday, October 8 & Sunday, December 10

PACKERS 2000 SCHEDULE

SEPT. 3	NEW YORK JETS
SEPT. 10	at Buffalo
SEPT. 17	PHILADELPHIA
SEPT. 24	at Arizona
OCT. 1	CHICAGO
OCT. 8	at Detroit
OCT. 15	SAN FRANCISCO
OCT. 22	OPEN DATE
OCT. 29	at Miami
NOV. 6	MINNESOTA (Mon.)
NOV. 12	at Tampa Bay
NOV. 19	INDIANAPOLIS
NOV. 27	at Carolina (Mon.)
DEC. 3	at Chicago
DEC. 10	DETROIT
DEC. 17	at Minnesota
DEC. 24	TAMPA BAY

1999 RESULTS (8-8)

Oakland	W, 28-24
at Detroit	L, 15-23
MINNESOTA	W, 23-20
TAMPA BAY	W, 26-23
at Denver	L, 10-31
at San Diego	W, 31-3
SEATTLE	L, 7-27
CHICAGO	L, 13-14
at Dallas	L, 13-27
DETROIT	W, 26-17
at San Francisco	W, 20-3
at Chicago	W, 35-19
CAROLINA	L, 31-33
at Minnesota	L, 20-24
at Tampa Bay	L, 10-29
ARIZONA	W, 49-24

PUBLIC RELATIONS

Lee Rimmel/Jeff Blumb/Aaron Popkey/Damian Arayan
1265 Lombardi Avenue
Green Bay, WI 54304
(920) 496-5700

Most Rushing Attempts

Player	Att.	Date
1. Billy Sims	36	11/20/83
2. Barry Sanders	30	10/29/89
3. Eric Lynch	30	1/2/84
4. Mel Farr	29	10/20/68
5. Billy Sims	30	12/12/82

Most Rushing Yards

Player	Yds.	Date
1. Billy Sims	189	11/20/83
2. Barry Sanders	188	12/4/94
3. Barry Sanders	184	10/29/89
4. Barry Sanders	169	1/8/94
5. Barry Sanders	167	10/29/95

Most Rushing Touchdowns

Player	TD	Date
1. James Jones	3	10/9/83

Most Passing Attempts

Player	Att.	Date
1. Chuck Long	47	10/25/87
Scott Mitchell	47	11/2/87

Most Passing Completions

Player	Comp.	Date
1. Chuck Long	33	10/25/87

Most Passing Yards

Player	Yds.	Date
1. Chuck Long	362	10/25/87
2. Gary Dacielson	305	11/22/84

Most Passes Intercepted

Player	Int.	Date
1. Frank Sinkwich	7	10/24/43

Most Touchdown Passes

Player	TD	Date
1. Bobby Layne	4	11/22/51

Most Receptions

Player	Rec.	Date
1. Robert Clark	10	9/8/91
Brett Perriman	10	1/8/94#
3. Herman Moore	9	11/2/97
Herman Moore	9	9/6/98
Johnnie Morton	9	9/6/98

Most Receiving Yards

Player	Yds.	Date
1. Bob Mann	182	12/11/49
2. Pat Studstill	164	10/30/66
3. Ray Jarvis	163	10/31/76
4. Herman Moore	151	11/6/94
5. Brett Perriman	150#	8/19/94

Most Receiving Touchdowns

Player	TD	Date
1. Cloyce Box	3	11/27/52
Herman Moore	3	10/29/95

Interceptions

Player	Int.	Date
1. Yale Lary	3	11/15/53
Bob Watkins	3	1/2/83

Most Points

Player	Pts.	Date
1. Pat Harder	19	11/17/52
2. Cloyce Box	18	11/27/52
James Jones	18	10/9/83
Herman Moore	18	10/29/95

Most Touchdowns

Player	TD	Date
1. Cloyce Box	3	11/27/52
James Jones	3	10/9/83
Herman Moore	3	10/29/95

Most Field Goals

Player	FG	Date
--------	----	------

1. Eddie Murray	5	9/14/80
2. Jason Hanson	4	9/28/97

Most Punts

Player	Punts	Date
1. Jim Arnold	10	12/15/91

Most Punt Returns

Player	Ret.	Date
1. Ken Jenkins	7	11/20/83

Most Punt Return Yards

Player	Yds.	Date
1. Jack Christiansen	175	11/22/51

Most Kickoff Returns

Player	Ret.	Date
1. Gary Lee	7	10/25/87
2. Terry Fair	6	9/6/98

Most Kickoff Return Yards

Player	Yds.	Date
1. Terry Fair	244	9/6/98
2. Tom Watkins	177	11/7/65

Longest Plays

Player	Yds.	Date
Rushing		
Boo Hoernschmeyer	65t	11/22/51
Passing		
Bobby Layne-to-Cloyce Box	97t	11/26/53

Kickoff Return

Terry Fair	101t	9/6/98
------------	------	--------

Punt

Pat Studstill	78	10/8/67
---------------	----	---------

Punt Return

Jack Christiansen	89t	11/22/51
-------------------	-----	----------

Field Goal

Glenn Presnell	54	10/7/34
----------------	----	---------

* Lions' record

12-15-85	DET	L, 23-26
10-12-86	GB	W, 21-14
11-27-86	DET	L, 40-44
10-11-87	GB	W(OT), 19-16
10-25-87	DET	L, 33-34
11-20-88	Mil	W, 19-9
12-4-88	DET	W, 30-14
10-29-89	Mil	L(OT), 23-20
11-12-89	DET	W, 31-22
9-30-90	GB	L, 21-24
12-22-90	GB	W, 24-17
9-8-91	DET	W, 23-14
12-15-91	GB	W, 21-17
11-1-92	DET	L, 13-27
12-6-92	Mil	L, 10-38
11-21-93	Mil	L, 17-26
1-2-94	DET	W, 30-20
11-6-94	Mil	L, 30-38
12-4-94	DET	W, 34-31
10-15-95	GB	L, 21-30
10-29-95	DET	W, 24-16
11-3-96	GB	L, 18-28
12-15-96	DET	L, 3-31
9-28-97	GB	W, 26-15
11-2-97	DET	L, 10-20
9-6-98	DET	L, 18-38
10-15-98	DET	W, 27-20
9-19-99	DET	W, 23-15
11-21-99	GB	L, 17-25

POST-SEASON (0-2)

Date	Site	Result
1-8-94	DET	L, 12-16
12-31-94	GB	L, 24-28

DETROIT VS. GREEN BAY

Detroit's Record— Overall: 61-71-1 ; Home: 37-29-3; Away: 24-42-4; Silverdome: 17-8-0; Lambeau Field: 10-16-3

Postseason game

Date	Site	Result	10-3-48	GB	L, 21-33	10-30-66	DET	L, 7-31	12-15-85	DET	L, 23-26
11-2-30	GB	L, 13-47	10-31-48	DET	W, 24-20	9-17-67	GB	T, 17-17	10-12-86	GB	W, 21-14
12-14-30	GB	L, 6-6	10-30-49	Mil	L, 14-16	10-8-67	DET	L, 17-27	11-27-86	DET	L, 40-44
10-9-32	GB	L, 10-15	9-17-50	GB	W, 45-7	9-29-68	GB	W, 23-17	10-11-87	GB	W(OT), 19-16
12-4-32	GB	W, 19-0	11-19-50	DET	W, 24-21	10-20-68	DET	L, 14-14	10-25-87	DET	L, 33-34
10-8-33	GB	L, 0-17	11-4-51	GB	W, 24-17	12-12-69	DET	L, 17-28	11-20-88	Mil	W, 19-9
11-12-33	POR	W, 7-0	11-22-51	DET	W, 52-35	11-23-69	GB	W, 16-10	12-4-88	DET	W, 30-14
10-7-34	GB	W, 3-0	10-26-52	DET	W, 52-17	9-20-70	GB	W, 40-0	10-29-89	Mil	L(OT), 23-20
11-25-34	DET	L, 0-3	11-27-52	GB	W, 48-24	12-20-70	DET	W, 20-0	11-12-89	DET	W, 31-22
10-20-35	Mil	L, 9-13	11-15-53	GB	W, 14-7	10-10-71	DET	W, 31-28	9-30-90	GB	L, 21-24
11-10-35	GB	L, 7-31	11-15-53	GB	W, 14-7	11-17-71	Mil	T, 14-14	12-22-90	GB	W, 24-17
11-17-35	DET	W, 20-10	11-26-53	DET	W, 34-15	10-16-72	DET	L, 23-24	9-8-91	DET	W, 23-14
10-18-36	GB	L, 18-20	11-21-54	GB	W, 21-17	12-3-72	GB	L, 7-33	12-15-91	GB	W, 21-17
11-29-36	DET	L, 17-26	11-25-54	DET	W, 28-24	9-23-73	GB	T, 13-13	11-1-92	DET	L, 13-27
10-3-37	GB	L, 6-26	9-25-55	GB	L, 17-20	10-28-73	DET	W, 34-0	12-6-92	Mil	L, 10-38
10-31-37	DET	L, 13-14	11-24-55	DET	W, 24-10	9-29-74	Mil	L, 19-21	11-21-93	Mil	L, 17-26
10-9-38	DET	W, 17-7	9-30-56	GB	W, 20-16	10-27-74	DET	W, 19-17	1-2-94	DET	W, 30-20
11-13-38	DET	L, 7-28	11-22-56	DET	L, 20-24	9-21-75	Mil	W, 30-16	11-6-94	Mil	L, 30-38
10-22-39	GB	L, 7-26	10-6-57	GB	W, 24-14	11-16-75	DET	W, 14-10	12-4-94	DET	W, 34-31
12-3-39	DET	L, 7-12	11-28-57	DET	W, 18-6	10-3-76	GB	L, 14-24	10-15-95	GB	L, 21-30
10-20-40	GB	W, 23-14	10-5-58	GB	T, 13-13	10-31-76	DET	W, 27-6	10-29-95	DET	W, 24-16
11-24-40	DET	L, 7-50	10-4-59	GB	W, 24-14	10-16-77	DET	W, 10-6	11-3-96	GB	L, 18-28
9-14-41	GB	L, 0-23	10-4-59	GB	L, 10-28	12-4-77	GB	L, 9-10	12-15-96	DET	L, 3-31
10-26-41	DET	L, 7-24	11-26-59	DET	L, 17-24	9-3-78	DET	L, 7-13	9-28-97	GB	W, 26-15
10-11-42	Mil	L, 7-38	11-26-60	DET	L, 9-28	10-1-78	Mil	L, 14-35	11-2-97	DET	L, 10-20
10-25-42	DET	L, 7-28	11-24-60	DET	W, 23-10	10-14-79	Mil	L, 16-24	9-6-98	DET	L, 18-38
10-10-43	GB	L, 14-35	9-17-61	Mil	W, 17-13	12-15-79	DET	L, 13-18	10-15-98	DET	W, 27-20
10-24-43	DET	L, 6-27	11-23-61	DET	L, 9-17	9-14-80	Mil	W, 29-7	9-19-99	DET	W, 23-15
10-1-44	Mil	L, 6-27	10-7-62	GB	L, 7-9	12-21-80	DET	W, 24-3	11-21-99	GB	L, 17-25
10-29-44	DET	L, 0-14	11-22-62	DET	W, 26-14	10-25-81	DET	W, 31-27			
10-7-45	Mil	L, 21-57	9-22-63	Mil	L, 10-31	12-6-81	GB	L, 17-31			
12-2-45	DET	W, 14-3	11-28-63	DET	T, 13-13	12-12-82	GB	W, 30-10			
10-27-46	Mil	L, 7-10	9-28-64	DET	L, 10-14	1-2-83	DET	W, 27-24			
11-17-46	DET	L, 0-9	11-8-64	GB	L, 7-30	10-9-83	DET	W, 38-14			
10-26-47	GB	L, 17-34	10-17-65	DET	L, 21-31	11-20-83	Mil	W(OT), 23-20			
12-7-47	DET	L, 14-35	11-7-65	GB							



Indianapolis Colts

LIONS' ALL-TIME SINGLE-GAME BESTS VS. COLTS

COLTS 2000 SCHEDULE

SEPT. 3	at Kansas City
SEPT. 10	OAKLAND
SEPT. 17	OPEN DATE
SEPT. 25	JACK. (Mon.)
OCT. 1	at Buffalo
OCT. 8	at New England
OCT. 15	at Seattle
OCT. 22	NEW ENGLAND
OCT. 29	DETROIT
NOV. 5	at Chicago
NOV. 12	NEW YORK JETS
NOV. 19	at Green Bay
NOV. 26	MIAMI
DEC. 3	at New York Jets
DEC. 11	BUFFALO (Mon.)
DEC. 17	at Miami
DEC. 24	MINNESOTA

1999 RESULTS (13-3)

BUFFALO	W, 31-14
at New England	L, 28-31
at San Diego	W, 27-19
MIAMI	L, 31-34
at New York Jets	W, 16-13
CINCINNATI	W, 31-10
DALLAS	W, 34-24
KANSAS CITY	W, 25-17
at New York Giants	W, 27-19
at Philadelphia	W, 44-17
NEW YORK JETS	W, 13-6
at Miami	W, 37-34
NEW ENGLAND	W, 20-15
WASHINGTON	W, 24-21
at Cleveland	W, 29-28
at Buffalo	L, 6-31

Playoffs

TENNESSEE	L, 19-16
------------------	----------

PUBLIC RELATIONS
 Craig Kelley/Ryan Robinson
 7001 West 56th Street
 Indianapolis, IN 46254
 (317) 297-2658

Sunday, October 29

Most Rushing Attempts

Player	Att.	Date
1. Billy Sims	30	9/22/85
Barry Sanders	30	9/22/91

Most Rushing Yards

Player	Yds.	Date
1. Barry Sanders	216	11/23/97
2. Barry Sanders	179	9/22/91
3. Amos Marsh	146	11/25/65
4. Billy Sims	126	9/22/85

Most Rushing Touchdowns

Player	TD	Date
1. several players most recent		
Barry Sanders	2	11/23/97

Most Passing Attempts

Player	Att.	Date
1. Bobby Layne	42	10/1/55

Most Passing Completions

Player	Comp.	Date
1. Bill Munson	26	11/10/68

Most Passing Yards

Player	Yds.	Date
1. Earl Morrall	296	11/10/63

Most Passes Intercepted

Player	Int.	Date
1. Tobin Rote	4	9/29/59
Milt Plum	4	9/30/62

Most Touchdown Passes

Player	TD	Date
1. Bobby Layne	3	10/16/54
Tobin Rote	3	10/11/59
Milt Plum	3	12/6/64

Most Receptions

Player	Rec.	Date
1. Gail Cogdill	8	10/25/64
Larry Walton	8	10/21/73
3. Terry Barr	7	11/10/63

Most Receiving Yards

Player	Yds.	Date
1. Terry Barr	153	9/30/62
2. Pat Studstill	141	10/16/66
3. Gail Cogdill	137	12/2/62
4. Howard Cassidy	113	10/20/57

Most Receiving Touchdowns

Player	TD	Date
1. Howard Cassidy	3	10/11/59

Interceptions

Player	Int.	Date
1. Jack Christiansen	3	11/7/53
Jim David	3	10/6/56

Most Points

Player	Pts.	Date
1. Howard Cassidy	18	10/11/59

Most Touchdowns

Player	TD	Date
1. Howard Cassidy	3	10/11/59

Most Field Goals

Player	FG	Date
1. Jim Martin	3	10/23/60
Ed Murray	3	11/16/80
Jason Hanson	3	11/23/97

Most Punts

Player	Punts	Date
1. Wilbur Summers	9	12/11/77

Most Punt Returns

Player	Ret.	Date
1. Pete Mandley	5	9/22/85
Glyn Milburn		11/23/97

Most Punt Return Yards

Player	Yds.	Date
1. Yale Lary	71	10/19/58

Most Kickoff Returns

Player	Ret.	Date
1. Pat Studstill	4	10/25/64

Most Kickoff Return Yards

Player	Yds.	Date
1. Pat Studstill	109	10/25/64

Longest Plays

Player	Yds.	Date
Rushing		
Barry Sanders	80t	11/23/97
Passing		
Karl Sweetan-to-Pat Studstill	99t	10/16/66

Kickoff Return

Allie Taylor	60	10/21/73
--------------	----	----------

Punt

Yale Lary	67	9/24/61
-----------	----	---------

Punt Return

Yale Lary	71t	10/19/58
-----------	-----	----------

Interception Return

Dick Lane	80t	10/23/60
-----------	-----	----------

Field Goal

Jason Hanson	55	11/23/97
--------------	----	----------

*Lions' record

DETROIT VS. INDIANAPOLIS

Detroit's Record— Overall: 19-17-2; Home: 9-8-1; Away: 10-9-1; Silverdome: 1-1; RCA Dome: 1-1

Date	Site	Result	12-4-60	Bal	W, 20-15	12-11-77	Bal	W, 13-10
12-3-50	Bal	W, 45-21	9-24-61	Bal	W, 16-15	11-16-80	DET	L, 9-10
10-3-63	Bal	W, 27-17	10-22-61	DET	L, 14-17	9-22-85	Ind	L, 6-14
11-7-53	DET	W, 17-7	9-30-62	Bal	W, 29-20	9-22-91	Ind	W, 33-24
10-16-54	DET	W, 35-0	12-2-62	DET	W, 21-14	11-23-97	DET	W, 32-10
11-6-54	Bal	W, 27-3	10-20-63	DET	L, 21-25			
10-1-55	Bal	L, 13-28	11-10-63	Bal	L, 21-24			
11-5-55	DET	W, 24-14	10-25-64	DET	L, 0-34			
10-6-56	Bal	W, 31-14	12-6-64	Bal	W, 31-14			
11-18-56	DET	W, 27-3	10-10-65	Bal	L, 7-31			
9-29-57	Bal	L, 14-34	11-25-65	DET	T, 24-24			
10-20-57	DET	W, 31-27	10-16-66	Bal	L, 14-45			
9-28-58	Bal	L, 15-28	11-20-66	DET	W, 20-14			
10-19-58	DET	L, 14-40	11-19-67	Bal	L, 7-41			
9-27-59	Bal	L, 9-21	11-10-68	DET	L, 10-27			
10-11-59	DET	L, 24-31	12-7-69	Bal	T, 17-17			
10-23-60	DET	W, 30-17	10-21-73	DET	L, 27-29			

Note: From 1950-83, the Indianapolis Colts were headquartered in Baltimore.

SERIES NOTES: DETROIT vs. INDIANAPOLIS

- In the last meeting between the two teams, a 32-10 Detroit win at the Silverdome on November 23, 1997, Jason Hanson became the only kicker in team history to convert two field goals of more than 50 yards in the same game. Hanson booted 52 and 55-yarders in the contest.
- Also in that same contest, Barry Sanders rushed for 216 yards on 24 carries, including an 80-yarder for a touchdown. It was Sanders' fourth 200-yard outing of his career and the first against an AFC opponent.
- The 1997 game was only the Colts' second trip ever to the Silverdome, and the first since the club moved from Baltimore.
- Two of the last three games between the Lions and Colts were played on September 22. The teams played September 22, 1985, with the Colts taking a 14-6 decision. Detroit returned the favor, 33-24, on September 22, 1991.
- The clubs have met just three times since the Colts moved to Indianapolis from Baltimore, with the Lions winning the last two outings.
- On October 20, 1957, Bobby Layne threw a 29-yard TD pass to Howard "Hopalong" Cassidy with 46 seconds remaining in the game as Detroit overcame a 27-10 fourth quarter deficit to defeat the Colts, 31-27, in one of the greatest comebacks in team history.

Jacksonville Jaguars

JAGUARS 2000 SCHEDULE	
SEPT. 3	at Cleveland
SEPT. 10	at Baltimore
SEPT. 17	CINCINNATI
SEPT. 25	at Ind. (Mon.)
OCT. 1	PITTSBURGH
OCT. 8	BALTIMORE
OCT. 16	at Tennessee (Mon.)
OCT. 22	WASHINGTON
OCT. 29	at Dallas
NOV. 5	OPEN DATE
NOV. 12	SEATTLE
NOV. 19	at Pittsburgh
NOV. 26	TENNESSEE
DEC. 3	CLEVELAND
DEC. 10	ARIZONA
DEC. 17	at Cincinnati
DEC. 23	at N.Y. Giants (Sat)
1999 RESULTS (14-2)	
SAN FRANCISCO	W, 41-3
at Carolina	W, 22-20
TENNESSEE	L, 19-20
at Pittsburgh	W, 17-3
at New York Jets	W, 16-6
CLEVELAND	W, 24-7
at Cincinnati	W, 41-10
at Atlanta	W, 30-7
BALTIMORE	W, 6-3
NEW ORLEANS	W, 41-23
at Baltimore	W, 30-23
PITTSBURGH	W, 20-6
DENVER	W, 27-24
at Cleveland	W, 24-14
at Tennessee	L, 14-41
CINCINNATI	W, 24-7
Playoffs	
MIAMI	W, 62-7
TENNESSEE*	L, 33-14
* AFC Championship Game	
PUBLIC RELATIONS	
Dan Edwards/Rick Korch/Brent Williamson	
ALLTEL Stadium	
One ALLTEL Stadium Place	
Jacksonville, FL 32202	
(904) 633-6000	

LIONS' ALL-TIME SINGLE-GAME BESTS VS. JAGUARS

Most Rushing Attempts <table border="0"> <thead> <tr> <th>Player</th> <th>Att.</th> <th>Date</th> </tr> </thead> <tbody> <tr> <td>1. Barry Sanders</td> <td>22</td> <td>12/17/95</td> </tr> <tr> <td>2. Barry Sanders</td> <td>18</td> <td>12/6/98</td> </tr> </tbody> </table>	Player	Att.	Date	1. Barry Sanders	22	12/17/95	2. Barry Sanders	18	12/6/98	Most Receiving Yards <table border="0"> <thead> <tr> <th>Player</th> <th>Yds.</th> <th>Date</th> </tr> </thead> <tbody> <tr> <td>1. Herman Moore</td> <td>116</td> <td>12/6/98</td> </tr> <tr> <td>2. Johnnie Morton</td> <td>80</td> <td>12/17/95</td> </tr> </tbody> </table>	Player	Yds.	Date	1. Herman Moore	116	12/6/98	2. Johnnie Morton	80	12/17/95	Most Punt Returns <table border="0"> <thead> <tr> <th>Player</th> <th>Ret.</th> <th>Date</th> </tr> </thead> <tbody> <tr> <td>1. Brett Perriman</td> <td>2</td> <td>12/17/95</td> </tr> <tr> <td>Terry Fair</td> <td>2</td> <td>12/6/98</td> </tr> </tbody> </table>	Player	Ret.	Date	1. Brett Perriman	2	12/17/95	Terry Fair	2	12/6/98												
Player	Att.	Date																																							
1. Barry Sanders	22	12/17/95																																							
2. Barry Sanders	18	12/6/98																																							
Player	Yds.	Date																																							
1. Herman Moore	116	12/6/98																																							
2. Johnnie Morton	80	12/17/95																																							
Player	Ret.	Date																																							
1. Brett Perriman	2	12/17/95																																							
Terry Fair	2	12/6/98																																							
Most Rushing Yards <table border="0"> <thead> <tr> <th>Player</th> <th>Yds.</th> <th>Date</th> </tr> </thead> <tbody> <tr> <td>1. Barry Sanders</td> <td>102</td> <td>12/6/98</td> </tr> <tr> <td>2. Barry Sanders</td> <td>76</td> <td>12/17/95</td> </tr> </tbody> </table>	Player	Yds.	Date	1. Barry Sanders	102	12/6/98	2. Barry Sanders	76	12/17/95	Most Receiving Touchdowns <table border="0"> <thead> <tr> <th>Player</th> <th>TD</th> <th>Date</th> </tr> </thead> <tbody> <tr> <td>1. Johnnie Morton</td> <td>2</td> <td>12/17/95</td> </tr> <tr> <td>Herman Moore</td> <td>1</td> <td>12/6/98</td> </tr> <tr> <td>Germane Crowell</td> <td>1</td> <td>12/6/98</td> </tr> </tbody> </table>	Player	TD	Date	1. Johnnie Morton	2	12/17/95	Herman Moore	1	12/6/98	Germane Crowell	1	12/6/98	Most Punt Return Yards <table border="0"> <thead> <tr> <th>Player</th> <th>Yds.</th> <th>Date</th> </tr> </thead> <tbody> <tr> <td>1. Brett Perriman</td> <td>22</td> <td>12/17/95</td> </tr> <tr> <td>2. Terry Fair</td> <td>18</td> <td>12/6/98</td> </tr> </tbody> </table>	Player	Yds.	Date	1. Brett Perriman	22	12/17/95	2. Terry Fair	18	12/6/98									
Player	Yds.	Date																																							
1. Barry Sanders	102	12/6/98																																							
2. Barry Sanders	76	12/17/95																																							
Player	TD	Date																																							
1. Johnnie Morton	2	12/17/95																																							
Herman Moore	1	12/6/98																																							
Germane Crowell	1	12/6/98																																							
Player	Yds.	Date																																							
1. Brett Perriman	22	12/17/95																																							
2. Terry Fair	18	12/6/98																																							
Most Rushing Touchdowns <table border="0"> <thead> <tr> <th>Player</th> <th>TD</th> <th>Date</th> </tr> </thead> <tbody> <tr> <td>1. Barry Sanders</td> <td>2</td> <td>12/17/95</td> </tr> </tbody> </table>	Player	TD	Date	1. Barry Sanders	2	12/17/95	Interceptions <table border="0"> <thead> <tr> <th>Player</th> <th>Int.</th> <th>Date</th> </tr> </thead> <tbody> <tr> <td>1. Willie Clay</td> <td>1</td> <td>12/17/95</td> </tr> <tr> <td>Ryan McNeil</td> <td>1</td> <td>12/17/95</td> </tr> <tr> <td>Van Malone</td> <td>1</td> <td>12/17/95</td> </tr> <tr> <td>Corey Raymond</td> <td>1</td> <td>12/17/95</td> </tr> </tbody> </table>	Player	Int.	Date	1. Willie Clay	1	12/17/95	Ryan McNeil	1	12/17/95	Van Malone	1	12/17/95	Corey Raymond	1	12/17/95	Most Kickoff Returns <table border="0"> <thead> <tr> <th>Player</th> <th>Ret.</th> <th>Date</th> </tr> </thead> <tbody> <tr> <td>1. Terry Fair</td> <td>5</td> <td>12/6/98</td> </tr> </tbody> </table>	Player	Ret.	Date	1. Terry Fair	5	12/6/98												
Player	TD	Date																																							
1. Barry Sanders	2	12/17/95																																							
Player	Int.	Date																																							
1. Willie Clay	1	12/17/95																																							
Ryan McNeil	1	12/17/95																																							
Van Malone	1	12/17/95																																							
Corey Raymond	1	12/17/95																																							
Player	Ret.	Date																																							
1. Terry Fair	5	12/6/98																																							
Most Passing Attempts <table border="0"> <thead> <tr> <th>Player</th> <th>Att.</th> <th>Date</th> </tr> </thead> <tbody> <tr> <td>1. Charlie Batch</td> <td>33</td> <td>12/6/98</td> </tr> <tr> <td>2. Scott Mitchell</td> <td>28</td> <td>12/17/95</td> </tr> </tbody> </table>	Player	Att.	Date	1. Charlie Batch	33	12/6/98	2. Scott Mitchell	28	12/17/95	Most Points <table border="0"> <thead> <tr> <th>Player</th> <th>Pts.</th> <th>Date</th> </tr> </thead> <tbody> <tr> <td>1. Jason Hanson</td> <td>14</td> <td>12/17/95</td> </tr> <tr> <td>2. Jason Hanson</td> <td>10</td> <td>12/6/98</td> </tr> </tbody> </table>	Player	Pts.	Date	1. Jason Hanson	14	12/17/95	2. Jason Hanson	10	12/6/98	Most Kickoff Return Yards <table border="0"> <thead> <tr> <th>Player</th> <th>Yds.</th> <th>Date</th> </tr> </thead> <tbody> <tr> <td>1. Terry Fair</td> <td>175</td> <td>12/6/98</td> </tr> </tbody> </table>	Player	Yds.	Date	1. Terry Fair	175	12/6/98															
Player	Att.	Date																																							
1. Charlie Batch	33	12/6/98																																							
2. Scott Mitchell	28	12/17/95																																							
Player	Pts.	Date																																							
1. Jason Hanson	14	12/17/95																																							
2. Jason Hanson	10	12/6/98																																							
Player	Yds.	Date																																							
1. Terry Fair	175	12/6/98																																							
Most Passing Completions <table border="0"> <thead> <tr> <th>Player</th> <th>Comp.</th> <th>Date</th> </tr> </thead> <tbody> <tr> <td>1. Scott Mitchell</td> <td>19</td> <td>12/17/95</td> </tr> <tr> <td>2. Charlie Batch</td> <td>14</td> <td>12/6/98</td> </tr> </tbody> </table>	Player	Comp.	Date	1. Scott Mitchell	19	12/17/95	2. Charlie Batch	14	12/6/98	Most Touchdowns <table border="0"> <thead> <tr> <th>Player</th> <th>TD</th> <th>Date</th> </tr> </thead> <tbody> <tr> <td>1. Johnnie Morton</td> <td>2</td> <td>12/17/95</td> </tr> <tr> <td>Barry Sanders</td> <td>2</td> <td>12/17/95</td> </tr> <tr> <td>2. Herman Moore</td> <td>1</td> <td>12/6/98</td> </tr> <tr> <td>Germane Crowell</td> <td>1</td> <td>12/6/98</td> </tr> </tbody> </table>	Player	TD	Date	1. Johnnie Morton	2	12/17/95	Barry Sanders	2	12/17/95	2. Herman Moore	1	12/6/98	Germane Crowell	1	12/6/98	Longest Plays <table border="0"> <thead> <tr> <th>Player</th> <th>Yds.</th> <th>Date</th> </tr> </thead> <tbody> <tr> <td>Rushing</td> <td></td> <td></td> </tr> <tr> <td>Barry Sanders</td> <td>39</td> <td>12/6/98</td> </tr> <tr> <td>Passing</td> <td></td> <td></td> </tr> <tr> <td>Charlie Batch-Io-Germane Crowell</td> <td>45</td> <td>12/6/98</td> </tr> </tbody> </table>	Player	Yds.	Date	Rushing			Barry Sanders	39	12/6/98	Passing			Charlie Batch-Io-Germane Crowell	45	12/6/98
Player	Comp.	Date																																							
1. Scott Mitchell	19	12/17/95																																							
2. Charlie Batch	14	12/6/98																																							
Player	TD	Date																																							
1. Johnnie Morton	2	12/17/95																																							
Barry Sanders	2	12/17/95																																							
2. Herman Moore	1	12/6/98																																							
Germane Crowell	1	12/6/98																																							
Player	Yds.	Date																																							
Rushing																																									
Barry Sanders	39	12/6/98																																							
Passing																																									
Charlie Batch-Io-Germane Crowell	45	12/6/98																																							
Most Passing Yards <table border="0"> <thead> <tr> <th>Player</th> <th>Yds.</th> <th>Date</th> </tr> </thead> <tbody> <tr> <td>1. Charlie Batch</td> <td>250</td> <td>12/6/98</td> </tr> <tr> <td>2. Scott Mitchell</td> <td>233</td> <td>12/17/95</td> </tr> </tbody> </table>	Player	Yds.	Date	1. Charlie Batch	250	12/6/98	2. Scott Mitchell	233	12/17/95	Most Field Goals <table border="0"> <thead> <tr> <th>Player</th> <th>FG</th> <th>Date</th> </tr> </thead> <tbody> <tr> <td>1. Jason Hanson</td> <td>3</td> <td>12/17/95</td> </tr> <tr> <td>Jason Hanson</td> <td>3</td> <td>12/6/98</td> </tr> </tbody> </table>	Player	FG	Date	1. Jason Hanson	3	12/17/95	Jason Hanson	3	12/6/98	Kickoff Return <table border="0"> <thead> <tr> <th>Player</th> <th>Yds.</th> <th>Date</th> </tr> </thead> <tbody> <tr> <td>Terry Fair</td> <td>57</td> <td>12/6/98</td> </tr> </tbody> </table>	Player	Yds.	Date	Terry Fair	57	12/6/98															
Player	Yds.	Date																																							
1. Charlie Batch	250	12/6/98																																							
2. Scott Mitchell	233	12/17/95																																							
Player	FG	Date																																							
1. Jason Hanson	3	12/17/95																																							
Jason Hanson	3	12/6/98																																							
Player	Yds.	Date																																							
Terry Fair	57	12/6/98																																							
Most Passes Intercepted <table border="0"> <thead> <tr> <th>Player</th> <th>Int.</th> <th>Date</th> </tr> </thead> <tbody> <tr> <td>None</td> <td></td> <td></td> </tr> </tbody> </table>	Player	Int.	Date	None			Most Punts <table border="0"> <thead> <tr> <th>Player</th> <th>Punts</th> <th>Date</th> </tr> </thead> <tbody> <tr> <td>1. John Jett</td> <td>3</td> <td>12/6/98</td> </tr> <tr> <td>Mark Royals</td> <td>3</td> <td>12/17/95</td> </tr> </tbody> </table>	Player	Punts	Date	1. John Jett	3	12/6/98	Mark Royals	3	12/17/95	Punt <table border="0"> <thead> <tr> <th>Player</th> <th>Yds.</th> <th>Date</th> </tr> </thead> <tbody> <tr> <td>John Jett</td> <td>52</td> <td>12/6/98</td> </tr> </tbody> </table>	Player	Yds.	Date	John Jett	52	12/6/98																		
Player	Int.	Date																																							
None																																									
Player	Punts	Date																																							
1. John Jett	3	12/6/98																																							
Mark Royals	3	12/17/95																																							
Player	Yds.	Date																																							
John Jett	52	12/6/98																																							
Most Touchdown Passes <table border="0"> <thead> <tr> <th>Player</th> <th>TD</th> <th>Date</th> </tr> </thead> <tbody> <tr> <td>1. Scott Mitchell</td> <td>2</td> <td>12/17/95</td> </tr> <tr> <td>2. Charlie Batch</td> <td>2</td> <td>12/6/98</td> </tr> </tbody> </table>	Player	TD	Date	1. Scott Mitchell	2	12/17/95	2. Charlie Batch	2	12/6/98	Most Receptions <table border="0"> <thead> <tr> <th>Player</th> <th>Rec.</th> <th>Date</th> </tr> </thead> <tbody> <tr> <td>1. Herman Moore</td> <td>7</td> <td>12/6/98</td> </tr> <tr> <td>2. Brett Perriman</td> <td>6</td> <td>12/17/95</td> </tr> </tbody> </table>	Player	Rec.	Date	1. Herman Moore	7	12/6/98	2. Brett Perriman	6	12/17/95	Punt Return <table border="0"> <thead> <tr> <th>Player</th> <th>Yds.</th> <th>Date</th> </tr> </thead> <tbody> <tr> <td>Terry Fair</td> <td>18</td> <td>12/6/98</td> </tr> </tbody> </table>	Player	Yds.	Date	Terry Fair	18	12/6/98															
Player	TD	Date																																							
1. Scott Mitchell	2	12/17/95																																							
2. Charlie Batch	2	12/6/98																																							
Player	Rec.	Date																																							
1. Herman Moore	7	12/6/98																																							
2. Brett Perriman	6	12/17/95																																							
Player	Yds.	Date																																							
Terry Fair	18	12/6/98																																							
		Interception Return <table border="0"> <thead> <tr> <th>Player</th> <th>Yds.</th> <th>Date</th> </tr> </thead> <tbody> <tr> <td>Willie Clay</td> <td>39</td> <td>12/17/95</td> </tr> </tbody> </table>	Player	Yds.	Date	Willie Clay	39	12/17/95																																	
Player	Yds.	Date																																							
Willie Clay	39	12/17/95																																							
		Field Goal <table border="0"> <thead> <tr> <th>Player</th> <th>Yds.</th> <th>Date</th> </tr> </thead> <tbody> <tr> <td>Jason Hanson</td> <td>45</td> <td>12/6/98</td> </tr> </tbody> </table>	Player	Yds.	Date	Jason Hanson	45	12/6/98																																	
Player	Yds.	Date																																							
Jason Hanson	45	12/6/98																																							

DETROIT VS. JACKSONVILLE

Detroit's Record— Overall: 1-1; Home: 1-0; Away: 0-1; Silverdome: 1-0; Alltel Stadium: 0-1

Date	Site	Result
12-17-95*	DET	W, 44-0
12-6-98	Jax	L, 22-37

SERIES NOTES: DETROIT VS. JACKSONVILLE

- Detroit's 44-0 win over the Jaguars on Dec. 17, 1995 represents the largest victory margin in Lions' history, and was the largest in the NFL in 1995.
- Michael Huyghue, Jacksonville's Senior Vice President for Football Operations, was previously Detroit's Vice President of Administration/General Counsel.



Kansas City Chiefs

CHIEFS 2000 SCHEDULE

SEPT. 3	INDIANAPOLIS
SEPT. 10	at Tennessee
SEPT. 17	SAN DIEGO
SEPT. 24	at Denver
OCT. 2	SEATTLE (Mon.)
OCT. 8	OPEN DATE
OCT. 15	OAKLAND
OCT. 22	ST. LOUIS
OCT. 29	at Seattle
NOV. 5	at Oakland
NOV. 12	at San Francisco
NOV. 19	BUFFALO
NOV. 26	at San Diego
DEC. 4	at New England (Mon.)
DEC. 10	CAROLINA
DEC. 17	DENVER
DEC. 24	at Atlanta

1999 RESULTS (9-7)

at Chicago	L, 17-20
DENVER	W, 26-10
DETROIT	W, 31-21
at San Diego	L, 14-21
NEW ENGLAND	W, 16-14
at Baltimore	W, 35-8
SAN DIEGO	W, 34-0
at Indianapolis	L, 17-25
at Tampa Bay	L, 10-17
SEATTLE	L, 19-31
at Oakland	W, 37-34
at Denver	W, 16-10
MINNESOTA	W, 31-28
PITTSBURGH	W, 35-19
at Seattle	L, 14-23
OAKLAND	L, 38-41(OT)

PUBLIC RELATIONS

Bob Moore/Peter Moris/Sarah Beckley
One Arrowhead Drive
Kansas City, MO 64129
(816) 924-9300

LIONS' ALL-TIME SINGLE-GAME BESTS VS. CHIEFS**Most Rushing Attempts**

Player	Att.	Date
1. Billy Sims	28	10/26/80

Most Rushing Yards

Player	Yds.	Date
1. Billy Sims	155	10/26/80

Most Rushing Touchdowns

Player	TD	Date
1. several players; most recent		
Barry Sanders	1	11/28/96

Most Passing Attempts

Player	Att.	Date
1. Chuck Long	41	11/26/87

Most Passing Completions

Player	Comp.	Date
1. Chuck Long	21	11/26/87

Most Passing Yards

Player	Yds.	Date
1. Scott Mitchell	247	11/28/96

Most Passes Intercepted

Player	Int.	Date
1. Greg Landry	2	11/25/71
Gary Danielson	2	10/26/80
Scott Mitchell	2	11/28/96
Charlie Batch	2	9/26/99

Most Touchdown Passes

Player	TD	Date
1. Greg Landry	2	11/25/71
Eric Hipple	2	11/26/81
Charlie Batch	2	9/26/99

Most Receptions

Player	Rec.	Date
1. Brett Perriman	8	11/26/96
2. Charlie Sanders	5	11/25/71
Jeff Chadwick	5	11/26/87
Barry Sanders	5	10/14/99

Most Receiving Yards

Player	Yds.	Date
1. Barry Sanders	135	10/14/99
2. Brett Perriman	131	11/28/96

Most Receiving Touchdowns

Player	TD	Date
1. several players most recent		
David Sloan	1	9/26/99
Walter Rasby	1	9/26/99
Ron Rivers	1	9/26/99

Interceptions

Player	Int.	Date
1. several players; most recent		
Bruce McNorton	1	11/26/87

Most Points

Player	Pts.	Date
1. Billy Sims	12	10/26/80
2. Barry Sanders	12	10/14/99

Most Touchdowns

Player	TD	Date
1. Billy Sims	2	10/26/80
2. Barry Sanders	2	10/14/99

Most Field Goals

Player	FG	Date
1. Errol Mann	3	11/25/71

Most Punts

Player	Punts	Date
1. John Jett	8	9/26/99
2. Herman Weaver	6	11/23/75

Most Punt Returns

Player	Ret.	Date
1. Rick Kane	5	10/26/80

Most Punt Return Yards

Player	Yds.	Date
1. Gary Lee	110	11/26/87

Most Kickoff Returns

Player	Ret.	Date
1. Rick Kane	5	10/26/80
2. Gary Lee	4	11/26/87

Most Kickoff Return Yards

Player	Yds.	Date
1. Gary Lee	110	11/26/87
2. Rick Kane	75	10/26/80

Longest Plays

Player	Yds.	Date
Rushing		
Billy Sims	451	10/26/80

Passing

Bob Gagliano-to-Barry Sanders
471 10/14/99

Kickoff Return
Glyn Milburn 48 11/28/96

Punt
John Jett 62 9/26/99

Punt Return
Pete Mandley 22 11/26/87

Interception Return
Jimmy Allen 34 11/26/81

Field Goal
Eddie Murray 48 11/26/87

DETROIT VS. KANSAS CITY

Detroit's Record— Overall: 3-6; Home: 1-2; Away: 2-4; Silverdome: 1-2; Arrowhead Stadium: 1-4

Date	Site	Result
11-25-71	KC	W, 32-21
11-23-75	KC	L(OT), 21-24
10-26-80	KC	L, 17-20
11-26-81	DET	W, 27-10
11-26-87	DET	L, 20-27
10-23-88	KC	W, 7-6
10-14-90	KC	L, 24-43
11-28-96	DET	L, 24-26
9-26-99	KC	L, 21-31

SERIES NOTES: DETROIT vs. KANSAS CITY

- The Lions and Chiefs have played four of their nine games on Thanksgiving Day — two of them were played on November 26 (in 1981 and 1987).
- The Lions are 1-2 in home games (1-2 in the Silverdome) against the Chiefs and 2-4 in games played in Kansas City.
- The Lions hold a 6-4 preseason edge in the series against the Chiefs, and have won five of the last six preseason matchups, dating back to the opening of the Silverdome in 1975.
- In the inaugural meeting — and the 1971 Thanksgiving Day classic — Errol Mann contributed three field goals while Greg Landry threw TD passes to Charlie Sanders and Earl McCullouch in a 32-21 Lions' win. RB Ed Podolak scored all three touchdowns for the Chiefs.
- In the first regular season meeting between the two teams at the Silverdome, Detroit dominated defensively and claimed a 27-10 Thanksgiving Day win in 1981 at the Silverdome. The Lions held Kansas City's top-ranked rushing attack to just 116 yards, and sacked Chiefs' quarterbacks five times.

Miami Dolphins

LIONS' ALL-TIME SINGLE-GAME BESTS VS. DOLPHINS

Sunday, November 5

DOLPHINS 2000 SCHEDULE

SEPT. 3	SEATTLE
SEPT. 10	at Minnesota
SEPT. 17	BALTIMORE
SEPT. 24	NEW ENGLAND
OCT. 1	at Cincinnati
OCT. 8	BUFFALO
OCT. 15	OPEN DATE
OCT. 23	at N. Y. Jets (Mon)
OCT. 29	GREEN BAY
NOV. 5	at Detroit
NOV. 12	at San Diego
NOV. 19	NEW YORK JETS
NOV. 26	at Indianapolis
DEC. 3	at Buffalo
DEC. 10	TAMPA BAY
DEC. 17	INDIANAPOLIS
DEC. 24	at New England

1999 RESULTS (9-7)	
at Denver	W, 38-21
ARIZONA	W, 19-16
BUFFALO	L, 18-23
at Indianapolis	W, 34-31
at New England	W, 31-30
PHILADELPHIA	W, 16-13
at Oakland	W, 16-9
TENNESSEE	W, 17-0
at Buffalo	L, 3-23
NEW ENGLAND	W, 27-17
at Dallas	L, 0-20
INDIANAPOLIS	L, 34-37
at New York Jets	L, 20-28
SAN DIEGO	W, 12-9
NEW YORK JETS	L, 31-38
at Washington	L, 10-21

Playoffs	
at Seattle	L, 20-17
at Jacksonville	L, 7-62

PUBLIC RELATIONS
 Harvey Greene/Neal Gulkis/
 Seth Levit
 7500 S.W. 30th Street
 Davie, FL 33314
 (954)452-7010

Most Rushing Attempts

Player	Att.	Date
1. James Jones	36	10/27/85
2. Barry Sanders	32	9/15/91
3. Barry Sanders	30	12/7/97
4. Steve Owens	27	12/15/73

Most Rushing Yards

Player	Yds.	Date
1. Barry Sanders	143	9/15/91
2. Barry Sanders	137	12/7/97
3. James Jones	114	10/27/85
4. Steve Owens	113	12/15/73

Most Rushing Touchdowns

Player	TD	Date
Rodney Peete	1	9/15/91
Barry Sanders	1	12/7/97

Most Passing Attempts

Player	Att.	Date
1. Dave Krieg	46	12/25/94

Most Passing Completions

Player	Comp.	Date
1. Dave Krieg	21	12/25/94

Most Passing Yards

Player	Yds.	Date
1. Scott Mitchell	288	12/7/97
2. Eric Hipple	239	10/27/85

Most Passes Intercepted

Player	Int.	Date
1. Jeff Kromlo	2	12/9/79
Dave Krieg	2	12/25/94
Scott Mitchell	2	12/7/97

Most Touchdown Passes

Player	TD	Date
1. Eric Hipple	3	10/27/85

Most Receptions

Player	Rec.	Date
1. Johnnie Morton	9	12/7/97
2. Barry Sanders	7	12/25/94

Most Receiving Yards

Player	Yds.	Date
1. Johnnie Morton	171	12/7/97
2. L. Thompson	133	10/27/85

Most Receiving Touchdowns

Player	TD	Date
several players; most recent		
Herman Moore	1	12/7/97
Johnnie Morton	1	12/7/97

Interceptions

Player	Int.	Date
1. Jimmy Allen	1	12/9/79
Levi Johnson	1	10/27/85
R. Barnes	1	10/27/85
B. Westbrook	1	12/7/97

Most Points

Player	Pts.	Date
1. James Jones	12	10/27/85

Most Touchdowns

Player	TD	Date
1. James Jones	2	10/27/85

Most Field Goals

Player	FG	Date
1. Jason Hanson	2	12/25/94

Most Punts

Player	Punts	Date
1. Tom Skladany	6	12/9/79

Most Punt Returns

Player	Ret.	Date
1. Mel Gray	4	9/15/91

Most Punt Return Yards

Player	Yds.	Date
1. Mel Gray	49	9/15/91

Most Kickoff Returns

Player	Ret.	Date
1. Glyn Milburn	6	12/7/97
2. John Arnold	4	12/9/79

Most Kickoff Return Yards

Player	Yds.	Date
1. Johnnie Morton	117	12/25/94

Longest Plays

Player	Yds.	Date
Rushing		
Jim Arnold	21	9/15/91
Passing		
Eric Hipple-to-Leonard Thompson	48	10/27/85
Kickoff Return		
Johnnie Morton	93t	12/25/94
Punt		
Mike Black	55	10/27/85
Punt Return		
Pete Mandley	16	10/27/85
Interception Return		
Bryant Westbrook	64t	12/7/97
Field Goal		
Eddie Murray	50	10/27/85

DETROIT'S SERIES AGAINST MIAMI

Detroit's Record— Overall: 2-4; Home: 2-1; Away: 0-3; Silverdome: 2-1; Pro Player Stadium: 0-2

Date	Site	Result
12-15-73	Mia	L, 7-34
12-9-79	DET	L, 10-28
10-27-85	DET	W, 31-21
9-15-91	DET	W, 17-13
12-25-94	Mia	L, 20-27
12-7-97	Mia	L, 30-33

SERIES NOTES: DETROIT vs. MIAMI

- The six meetings between the Lions and Dolphins ties for the fewest games the Lions have played against any team (excluding recent expansion teams Jacksonville and Carolina). The other teams Detroit has played only six times are Buffalo and New England. The Lions face the Dolphins, Bills and Patriots in 2000.
- Detroit's win over Miami in 1985 was a historic one for the Lions. The win marked the first time in NFL history that a club had beaten the Super Bowl participants from the previous year in back-to-back weeks (the Lions had edged the Super Bowl XIX champion San Francisco 49ers, 23-21, only seven days earlier).
- The first three of Miami's triumphs over the Lions clinched AFC Eastern Division titles for the Dolphins (in 1973, '79 and '94).
- The first two of the three head coaches in Dolphins' history both had ties to Detroit. George Wilson coached the Dolphins from 1966-69. He was an assistant with the Lions from 1949-56 and was the Lions' head coach from 1957-64. Wilson was at the helm when the Lions won their last championship (1957). Don Shula was the Dolphins' head coach from 1970-95. He was an assistant under Wilson with the Lions from 1960-62.
- The Lions' only two trips to Miami's Pro Player Stadium (1994 and 1997) were both nationally televised night games, with the Dolphins winning both outings.



Minnesota Vikings

LIONS' ALL-TIME SINGLE-GAME BESTS VS. VIKINGS

Sunday, October 3 & Thursday, November 30

VIKINGS 2000 SCHEDULE

SEPT. 3	CHICAGO
SEPT. 10	MIAMI
SEPT. 17	at New England
SEPT. 24	OPEN DATE
OCT. 1	at Detroit
OCT. 9	TAMPA BAY (Mon.)
OCT. 15	at Chicago
OCT. 22	BUFFALO
OCT. 29	at Tampa Bay
NOV. 6	at Green Bay (Mon.)
NOV. 12	ARIZONA
NOV. 19	CAROLINA
NOV. 23	at Dallas (Thu)
NOV. 30	DETROIT (Thu.)
DEC. 10	at St. Louis
DEC. 17	GREEN BAY
DEC. 24	at Indianapolis

1999 RESULTS (10-6)

at Atlanta	W, 17-14
OAKLAND	L, 17-22
at Green Bay	L, 20-23
TAMPA BAY	W, 21-14
CHICAGO	L, 22-24
at Detroit	L, 23-25
SAN FRANCISCO	W, 40-16
at Denver	W, 23-20
DALLAS	W, 27-17
at Chicago	W, 27-24(OT)
SAN DIEGO	W, 35-27
at Tampa Bay	L, 17-24
at Kansas City	L, 26-31
GREEN BAY	W, 24-20
at New York Giants	W, 34-17
DETROIT	W, 24-17

Playoffs	
DALLAS	W, 27-10
at St. Louis	L, 49-37

PUBLIC RELATIONS

Bob Hagan/Tom West
9520 Viking Drive
Eden Prairie, MN 55344
(612) 828-6500

Most Rushing Attempts

Player	Att.	Date
1. James Jones	36	9/7/86
2. Mel Farr	29	11/12/67
3. Billy Sims	27	9/28/80
4. Billy Sims	27	9/20/81

Most Rushing Yards

Player	Yds.	Date
1. Barry Sanders	220	11/24/91
2. Mel Farr	197	11/12/67
3. James Jones	174	9/7/86
4. Billy Sims	157	9/28/80

Most Rushing Touchdowns

Player	TD	Date
1. Barry Sanders	4*	11/24/91
2. Tommy Vardell	3	11/16/97

Most Passing Attempts

Player	Att.	Date
1. Scott Mitchell	47	9/10/95
2. Charlie Batch	40	9/20/98

Most Passing Completions

Player	Comp.	Date
1. Scott Mitchell	30	11/23/95
2. Gary Danielson	26	12/9/78

Most Passing Yards

Player	Yds.	Date
1. Scott Mitchell	410*	11/23/95
2. Gary Danielson	352	12/9/78

Most Passes Intercepted

Player	Int.	Date
1. Eric Hipple	5	9/25/83

Most Touchdown Passes

Player	TD	Date
1. Gary Danielson	5*	12/9/78
2. Scott Mitchell	4	11/23/95

Most Receptions

Player	Rec.	Date
1. Brett Perriman	12	11/23/95
Herman Moore	12	9/1/96
3. Ron Jessie	10	10/20/74
Herman Moore	10	11/16/97
5. Pat Studstill	9	11/13/66
Herman Moore	9	12/15/96
Herman Moore	9	9/20/98

Most Receiving Yards

Player	Yds.	Date
1. L. Thompson	161	12/19/82
2. Herman Moore	157	9/1/96
3. Brett Perriman	153	11/23/95
4. Johnnie Morton	128	12/20/00
5. Brett Perriman	124	10/15/92

Most Receiving Touchdowns

Player	TD	Date
1. Leonard Thompson	3	12/9/78
Leonard Thompson	3	9/23/84

Interceptions

Player	Int.	Date
1. Dick LeBeau	3	12/9/62
Lem Barney	3	12/17/67

Most Points

Player	Pts.	Date
1. Barry Sanders	24	11/24/91

Most Touchdowns

Player	TD	Date
1. Barry Sanders	4	11/24/91
2. Tommy Vardell	3	11/16/97

Most Field Goals

Player	FG	Date
1. Jason Hanson	6*	10/17/99

2. Eddie Murray	4	9/13/87
-----------------	---	---------

Player	Punts	Date
1. Lem Barney	10	11/27/69
2. John Jett	8	10/25/98

Most Punt Returns

Player	Ret.	Date
1. Pete Mandley	7	10/21/84

Most Punt Return Yards

Player	Yds.	Date
1. Eddie Payton	105	12/17/77

Most Kickoff Returns

Player	Ret.	Date
1. Terry Fair	6	9/20/98

Most Kickoff Return Yards

Player	Yds.	Date
1. Eddie Payton	184	12/17/77

Longest Plays

Player	Yds.	Date
Rushing		
Barry Sanders	641	12/17/94
Passing		
Rodney Peete-to-Herman Moore	931	10/31/93

Kickoff Return

Eddie Payton	981	12/17/77
Mel Gray	981	12/17/94

Punt

Larry Swider	72	9/30/79
--------------	----	---------

Punt Return

Eddie Payton	871	12/17/77
--------------	-----	----------

Interception Return

Luther Bradley	761	12/9/78
----------------	-----	---------

Field Goal

Eddie Murray	51	11/17/85
--------------	----	----------

* Lions' Record

DETROIT VS. MINNESOTA

Detroit's Record— Overall: 28-47-2; Home: 16-22-1; Away: 12-25-1; Silverdome: 12-13; Metrodome: 7-11

Date	Site	Result	11-15-70	Min	L, 20-24	11-9-80	Min	L, 0-34	10-6-91	DET	W, 24-20
11-19-61	Min	W, 37-10	9-20-71	DET	L, 13-16	9-20-81	Min	L, 24-26	11-24-91	Min	W, 34-14
12-10-61	DET	W, 13-7	12-11-71	Min	L, 10-29	12-12-81	DET	W, 45-7	9-13-92	DET	W, 31-17
11-18-62	Min	W, 17-6	9-24-72	DET	L, 10-34	12-19-82	DET	L, 31-34	10-15-92	Min	L, 14-31
12-9-62	DET	W, 37-23	11-12-72	Min	L, 14-16	9-25-83	Min	L, 17-20	10-31-93	Min	W, 30-27
10-27-63	DET	W, 28-10	10-7-73	DET	L, 9-23	12-5-83	DET	W, 13-2	12-5-93	DET	L, 13-0
11-24-63	Min	L, 31-34	11-11-73	Min	L, 7-28	9-23-84	DET	L, 28-29	9-1-94	Min	L, 3-10
10-11-64	Min	W, 24-20	9-22-74	DET	L, 6-7	10-21-84	Min	W, 16-14	12-17-94	DET	W, 41-19
11-22-64	DET	T, 23-23	10-20-74	Min	W, 20-16	11-3-85	Min	L, 13-16	10-10-95	Min	L, 10-20
9-26-65	Min	W, 31-29	10-19-75	Min	L, 19-25	11-17-85	DET	W, 41-21	11-23-95	DET	W, 44-38
12-12-65	DET	L, 7-29	12-14-75	DET	W, 17-10	9-7-86	Min	W, 13-10	9-1-96	Min	L, 10-27
11-13-66	Min	W, 32-31	9-26-76	DET	L, 9-10	11-9-86	DET	L, 10-24	12-8-96	DET	L, 22-24
12-11-66	DET	L, 16-28	11-7-76	Min	L, 23-31	9-13-87	Min	L, 19-34	11-15-97	DET	W, 38-15
11-12-67	Min	T, 10-10	10-9-77	DET	L, 7-14	12-20-87	DET	L, 14-17	12-14-97	Min	W, 14-13
12-17-67	DET	W, 14-3	12-17-77	DET	L, 21-30	11-6-88	Min	L, 17-44	9-20-98	Min	L, 6-29
10-6-68	Min	L, 10-24	11-5-78	Min	L, 7-17	11-24-88	DET	L, 0-23	10-25-98	DET	L, 13-34
11-17-68	DET	L, 6-13	12-9-78	DET	W, 45-14	10-8-89	Min	L, 17-24	10-17-99	DET	W, 25-23
10-26-69	Min	L, 10-24	9-30-79	DET	L, 10-13	10-22-89	DET	L, 7-20	1-2-00	Min	L, 17-24
11-27-69	DET	L, 0-27	11-18-79	Min	L, 7-14	10-7-90	Min	W, 34-27			
11-1-70	DET	L, 17-30	9-28-80	DET	W, 27-7	11-11-90	DET	L, 7-17			

New England Patriots

LIONS' ALL-TIME SINGLE-GAME BESTS VS. PATRIOTS

Friday, August 4 & Thursday, November 23

PATRIOTS 2000 SCHEDULE

SEPT. 3	TAMPA BAY
SEPT. 11	at New York Jets (Mon.)
SEPT. 17	MINNESOTA
SEPT. 24	at Miami
OCT. 1	at Denver
OCT. 8	INDIANAPOLIS
OCT. 15	NEW YORK JETS
OCT. 22	at Indianapolis
OCT. 29	OPEN DATE
NOV. 5	BUFFALO
NOV. 12	at Cleveland
NOV. 19	CINCINNATI
NOV. 23	at Detroit (Thu.)
DEC. 4	KANSAS CITY (Mon.)
DEC. 10	at Chicago
DEC. 17	at Buffalo
DEC. 24	MIAMI

1999 RESULTS (8-8)

at New York Jets	W, 30-28
INDIANAPOLIS	W, 31-28
NEW YORK GIANTS	W, 16-14
at Cleveland	W, 19-7
at Kansas City	L, 14-16
MIAMI	L, 30-31
DENVER	W, 24-23
at Arizona	W, 27-3
NEW YORK JETS	L, 17-24
at Miami	L, 17-27
at Buffalo	L, 7-17
DALLAS	W, 13-6
at Philadelphia	L, 15-20
at Philadelphia	L, 9-24
BUFFALO	L, 10-13(OT)
BALTIMORE	W, 20-3

PUBLIC RELATIONS

Stacey James/Anthony Moretti
 Foxboro Stadium
 60 Washington Street
 Foxboro, MA 02035
 (508) 543-8200

Most Rushing Attempts

Player	Att.	Date
1. Horace King	32	10/10/76
Barry Sanders	32	9/12/93

Most Rushing Yards

Player	Yds.	Date
1. Barry Sanders	148	9/12/93
2. Barry Sanders	131	9/25/94

Most Rushing Touchdowns

Player	TD	Date
1. Barry Sanders	2	9/25/94

Most Passing Attempts

Player	Att.	Date
1. Eric Hipple	29	12/8/85
Scott Mitchell	29	9/25/94

Most Passing Completions

Player	Comp.	Date
1. Rodney Peete	16	9/12/93

Most Passing Yards

Player	Yds.	Date
1. Greg Landry	198	9/26/71

Most Passes Intercepted

Player	Int.	Date
1. Rodney Peete	3	9/12/93

Most Touchdown Passes

Player	TD	Date
1. Greg Landry	3	10/10/76

Most Receptions

Player	Rec.	Date
1. Horace King	6	10/10/76

Most Receiving Yards

Player	Yds.	Date
1. Leonard Thompson	98	10/7/79

Most Receiving Touchdowns

Player	TD	Date
1. David Hill	2	10/10/76

Interceptions

Player	Int.	Date
1. Levi Johnson	2	10/10/76

Most Points

Player	Pts.	Date
1. Steve Owens	12	9/26/71
David Hill	12	10/10/76
Barry Sanders	12	9/25/94

Most Touchdowns

Player	TD	Date
1. Steve Owens	2	9/26/71
David Hill	2	10/10/76
Barry Sanders	2	9/25/94

Most Field Goals

Player	FG	Date
1. Jason Hanson	4	9/12/93

Most Punts

Player	Punts	Date
1. Larry Swider	8	10/7/79

Most Punt Returns

Player	Ret.	Date
1. Leonard Thompson	2	10/7/79
Pete Mandley	2	12/8/85
Mel Gray	2	9/25/94

Most Punt Return Yards

Player	Yds.	Date
Leonard Thompson	25	10/7/79

Most Kickoff Returns

Player	Ret.	Date
1. A.J. Jones	4	12/8/85
Mel Gray	4	9/12/93
Mel Gray	4	9/25/94

Most Kickoff Return Yards

Player	Yds.	Date
1. Mel Gray	103	9/25/94

Longest Plays

Player	Yds.	Date
Rushing		
Dexter Bussey	46	10/10/76

Passing

Player	Yds.	Date
Scott Hunter-to-Leonard Thompson	82	10/7/79

Kickoff Return

Player	Yds.	Date
Bill Triplett	38	9/26/71

Punt

Player	Yds.	Date
Herman Weaver	61	9/26/71

Punt Return

Player	Yds.	Date
Leonard Thompson	19	10/7/79

Interception Return

Player	Yds.	Date
Levi Johnson	76	10/10/76

Field Goal

Player	Yds.	Date
Jason Hanson	38	9/12/93

DETROIT'S VS. NEW ENGLAND

Detroit's Record— Overall: 3-3; Home: 1-1-0; Away: 2-2-0; Silverdome: 1-1-0; Foxboro Stadium: 2-2-0

Date	Site	Result
9-26-71	NE	W, 34-7
10-10-76	DET	W, 30-10
10-7-79	NE	L, 17-24
12-8-85	NE	L, 6-23
9-12-93	NE	W(OT), 19-16
9-25-94	DET	L, 17-23

SERIES NOTES: DETROIT vs. NEW ENGLAND

- New England visits the Silverdome November 23, 2000 for the Lions' 61st Thanksgiving Day contest.
- The fastest touchdown in Lions' history was scored against the Patriots. Willie Clay (who later joined the Patriots as a free agent) recovered a New England fumble on the opening kickoff and returned it 15 yards for a touchdown only 11 seconds into the game on September 12, 1993.
- New England has made just two regular season visits to the Pontiac Silverdome, with each team winning once.
- Detroit opened their series vs. the Patriots with a 34-7 victory September 26, 1971 in Schaefer Stadium (now Foxboro Stadium). Steve Owens scored two touchdowns for the Lions, including a 74-yard TD catch from Greg Landry. The Lions also scored a defensive touchdown as Mike Lucci returned an interception 25 yards for a score.
- In the 1993 matchup, the Lions edged New England, 19-16 in overtime. The win gave Detroit its first 2-0 start since 1985, and was clinched on Jason Hanson's fourth field goal of the game, a 38-yarder.
- The six meetings between the Lions and Patriots ties for the fewest games the Lions have played against any team (excluding recent expansion teams Jacksonville and Carolina). The other teams Detroit has played only six times are Buffalo and Miami. The Lions play the Patriots, Bills and Dolphins during the 2000 campaign.



New Orleans Saints

LIONS' ALL-TIME SINGLE-GAME BESTS VS. SAINTS

SAINTS 2000 SCHEDULE

SEPT. 3	DETROIT
SEPT. 10	at San Diego
SEPT. 17	at Seattle
SEPT. 24	PHILADELPHIA
OCT. 1	OPEN DATE
OCT. 8	at Chicago
OCT. 15	CAROLINA
OCT. 22	at Atlanta
OCT. 29	at Arizona
NOV. 5	SAN FRANCISCO
NOV. 12	at Carolina
NOV. 19	OAKLAND
NOV. 26	at St. Louis
DEC. 3	DENVER
DEC. 10	at San Francisco
DEC. 17	ATLANTA
DEC. 24	ST. LOUIS

1999 RESULTS (3-13)

Carolina	W, 19-10
at San Francisco	L, 21-28
at Chicago	L, 10-14
ATLANTA	L, 17-20
TENNESSEE	L, 21-24
at New York Giants	L, 3-31
CLEVELAND	L, 16-21
TAMPA BAY	L, 16-31
SAN FRANCISCO	W, 24-6
at Jacksonville	L, 23-41
at St. Louis	L, 12-43
at Atlanta	L, 12-35
ST. LOUIS	L, 14-30
at Baltimore	L, 8-31
DALLAS	W, 31-24
at Carolina	L, 13-45

PUBLIC RELATIONS

Greg Bensel
5800 Airline Highway
Metairie, LA 70003
(504) 733-0255

Sunday, September 3

Most Rushing Attempts

Player	Att.	Date
1. Dexter Bussey	24	9/25/77

Most Rushing Yards

Player	Yds.	Date
1. Dexter Bussey	150	9/25/77
2. Barry Sanders	113	9/21/97

Most Rushing Touchdowns

Player	TD	Date
1. Billy Sims	2	10/12/80

Most Passing Attempts

Player	Att.	Date
1. Scott Mitchell	43	9/14/97
2. Bill Munson	41	11/24/68

Most Passing Completions

Player	Comp.	Date
1. Greg Landry	27	11/14/76

Most Passing Yards

Player	Yds.	Date
1. Greg Landry	310	11/14/76

Most Passes Intercepted

Player	Int.	Date
1. Bill Munson	3	11/8/70
Scott Mitchell	3	9/14/97

Most Touchdown Passes

Player	TD	Date
1. several players; most recent		
Scott Mitchell	2	9/14/97

Most Receptions

Player	Rec.	Date
1. Herman Moore	11	9/21/97
2. Dexter Bussey	8	11/14/76
Richard Johnson	8	12/3/89

Most Receiving Yards

Player	Yds.	Date
1. Richard Johnson	248	12/3/89
2. Ray Jarvis	111	11/14/76
Herman Moore	111	9/21/97

Most Receiving Touchdowns

Player	TD	Date
1. Carl Bland	2	9/18/88

Interceptions

Player	Int.	Date
1. Lem Barney	2	11/19/72
James Hunter	2	10/21/79

Most Points

Player	Pts.	Date
1. Billy Sims	12	10/12/80
Carl Bland	12	9/18/88

Most Touchdowns

Player	TD	Date
1. Billy Sims	2	10/12/80
Carl Bland	2	9/18/88

Most Field Goals

Player	FG	Date
1. several players; most recent		
Rich Karlis	2	10/28/90

Most Punts

Player	Punts	Date
1. Jim Arnold	8	12/3/89

Most Punt Returns

Player	Ret.	Date
1. Walter Stanley	7	12/3/89

Most Punt Return Yards

Player	Yds.	Date
1. Walter Stanley	53	12/3/89

Most Kickoff Returns

Player	Ret.	Date
1. Glyn Milburn	6	9/14/97
2. Bob Watkins	4	11/8/70
Rick Kane	4	10/12/80
Mel Gray	4	10/4/92

Most Kickoff Return Yards

Player	Yds.	Date
1. Glyn Milburn	157	9/14/97
2. Rick Kane	125	10/12/80

Longest Plays

Player	Yds.	Date
Rushing		
Fred Scott	48t	10/12/80

Passing

Bob Gagliano-to-Richard Johnson	75t	12/3/89
---------------------------------	-----	---------

Kickoff Return

Rick Kane	62	10/12/80
-----------	----	----------

Punt

Jim Arnold	57	10/28/90
------------	----	----------

Punt Return

Ray Jarvis	34	11/3/74
------------	----	---------

Field Goal

Wayne Walker	47	11/24/68
Benny Ricardo	47	11/14/76
Steve Mike-Mayer	47	9/25/77
Jason Hanson	47	9/21/97

DETROIT'S SERIES VS. NEW ORLEANS

Detroit's Record— Overall: 6-8-1; Home: 5-2-1; Away: 1-6-0; Silverdome: 3-2-0; Superdome: 1-4-0

Date	Site	Result
11-24-68	DET	T, 20-20
11- 8-70	NO	L, 17-19
11-19-72	DET	W, 27-14
10-14-73	NO	L, 13-20
11- 3-74	DET	W, 19-14
11-14-76	NO	L, 16-17
9-25-77	DET	W, 23-19
10-21-79	NO	L, 7-17
10-12-80	DET	W, 24-13
9-18-88	DET	L, 14-22
12- 3-89	DET	W, 21-14
10-28-90	NO	W, 27-10
10- 4-92	DET	L, 7-13
9-19-93	NO	L, 3-14
9-14-97	NO	L, 17-35

SERIES NOTES: DETROIT vs. NEW ORLEANS

- In one of the NFL's all-time amazing finishes, New Orleans kicker Tom Dempsey booted a 63-yard field goal as time expired to give the Saints a 19-17 victory in Tulane Stadium on November 8, 1970. Dempsey's mighty boot stood alone as the longest field goal in NFL history until Denver's Jason Elam tied the record on October 25, 1998 vs. Jacksonville.
- New Orleans leads the series 8-6-1, which dates back to a 20-20 tie on November 24, 1968 in Detroit.
- The home team has generally had the upper hand in the series with Detroit compiling a 5-2-1 mark at home (2-0-1 at Tiger Stadium; 3-2 in the Silverdome) while New Orleans has managed a 6-1 record at home (2-0 at Tulane Stadium; 4-1 in the Superdome).
- Despite a 310-yard passing game from Detroit's Greg Landry (27-of-38 with two TD's), the Saints nipped the Lions, 17-16, in the Superdome in 1976. Detroit RB Dexter Bussey led all rushers in the contest with 82 yards on only eight carries.
- The Lions' Richard Johnson tallied 248 yards receiving (second-most in team history) on eight receptions and earned NFC Player of the Week honors in Detroit's 21-14 win over the Saints on December 3, 1989.

New York Giants

LIONS' ALL-TIME SINGLE-GAME BESTS VS. GIANTS

Sunday, November 19

GIANTS 2000 SCHEDULE

SEPT. 3	ARIZONA
SEPT. 10	at Philadelphia
SEPT. 17	at Chicago
SEPT. 24	WASHINGTON
OCT. 1	at Tennessee
OCT. 8	at Atlanta
OCT. 15	DALLAS
OCT. 22	OPEN DATE
OCT. 29	PHILADELPHIA
NOV. 5	at Cleveland
NOV. 12	ST. LOUIS
NOV. 19	DETROIT
NOV. 26	at Arizona
DEC. 3	at Washington
DEC. 10	PITTSBURGH
DEC. 17	at Dallas
DEC. 23	JACK. (Sat.)

1999 RESULTS (7-9)

at Tampa Bay	W, 17-13
WASHINGTON	L, 21-50
at New England	L, 14-16
PHILADELPHIA	W, 16-15
at Arizona	L, 3-14
DALLAS	W, 13-10
NEW ORLEANS	W, 31-3
at Philadelphia	W, 23-17(OT)
INDIANAPOLIS	L, 19-27
at Washington	L, 13-23
ARIZONA	L, 24-34
NEW YORK JETS	W, 41-28
at Buffalo	W, 19-17
at St. Louis	L, 10-31
MINNESOTA	L, 17-34
at Dallas	L, 18-26

PUBLIC RELATIONS

Pat Hanlon/Avis Roper
Giants Stadium
East Rutherford, NJ 07073
(201) 935-8111

Most Rushing Attempts

Player	Att.	Date
1. Billy Sims	26	11/25/82
2. Barry Sanders	26	10/30/94
3. Barry Sanders	24	10/19/97

Most Rushing Yards

Player	Yds.	Date
1. Barry Sanders	146	10/30/94
2. Billy Sims	114	11/25/82
3. Steve Owens	113	9/17/72
4. Barry Sanders	105	10/19/97

Most Rushing Touchdowns

Player	TD	Date
1. several players; most recent		
Barry Sanders	1	10/19/97

Most Passing Attempts

Player	Att.	Date
1. Harry Gilmer	49	12/11/55

Most Passing Completions

Player	Comp.	Date
1. Bob Gagliano	21	9/17/89
2. Scott Mitchell	19	10/19/97

Most Passing Yards

Player	Yds.	Date
1. Bob Gagliano	344	9/17/89

Most Passes Intercepted

Player	Int.	Date
1. Gary Danielson	3	11/25/82
Bob Gagliano	3	9/17/89
Scott Mitchell	3	10/30/94
Scott Mitchell	3	10/27/96

Most Touchdown Passes

Player	TD	Date
1. Karl Sweetland	3	12/10/67
Greg Landry	3	9/17/72

Most Receptions

Player	Rec.	Date
1. Richard Johnson	9	9/17/89
Herman Moore	9	10/30/94

Most Receiving Yards

Player	Yds.	Date
1. Richard Johnson	172	9/17/89
2. John Hilton	120	9/17/72
3. Terry Barr	118	10/4/64

Most Receiving Touchdowns

Player	TD	Date
1. Herman Moore	2	10/30/94

Interceptions

Player	Int.	Date
1. Bruce McNorton	2	11/7/83

Most Points

Player	Pts.	Date
1. Errol Mann	12	9/17/72
Herman Moore	12	10/30/94

Most Touchdowns

Player	TD	Date
1. Herman Moore	2	10/30/94

Most Field Goals

Player	FG	Date
1. Errol Mann	3	9/17/72

Most Punts

Player	Punts	Date
1. Jim Arnold	8	10/16/88
Jim Arnold	8	10/30/88

Most Punt Returns

Player	Ret.	Date
1. several players; most recent		
Glyn Milburn	3	10/27/96

Most Punt Return Yards

Player	Yds.	Date
1. Lem Barney	82	9/28/69

Most Kickoff Returns

Player	Ret.	Date
1. Jimmie Jones	4	11/17/74
Glyn Milburn	4	10/27/96

Most Kickoff Return Yards

Player	Yds.	Date
1. Jimmie Jones	130	11/17/74

Longest Plays

Player	Yds.	Date
--------	------	------

Rushing
Barry Sanders 62 10/30/94

Passing
Bob Gagliano-to-Richard Johnson 711 9/17/89

Kickoff Return
Jimmie Jones 56 11/17/74

Punt
Bill Shepherd 85 11/15/36

Punt Return
Lem Barney 741 9/28/69

Interception Return
Mike Johnson 481 10/30/94

Field Goal
Wayne Walker 48 10/4/64

DETROIT VS. NEW YORK GIANTS

Detroit's Record— Overall: 18-17-1 ; Home: 12-6-0; Away: 6-11-1; Silverdome: 1-4-0; Giants Stadium: 1-4-0

Date	Site	Result
11-5-30	POR	L, 6-19
9-30-31	POR	W, 14-6
11-1-31	NYG	L, 0-14
9-25-32	POR	W, 7-0
10-30-32	NYG	W, 6-0
9-24-33	POR	W, 17-7
11-5-33	NYG	L, 10-13
9-23-34	DET	W, 9-0
11-1-36	NYG	L, 7-14
11-15-36	DET	W, 38-0
11-14-37	NYG	W, 17-0
11-5-39	DET	W, 18-14
11-9-41	NYG	L, 13-20

Date	Site	Result
11-7-43	NYG	T, 0-0
11-18-45	NYG	L, 14-35
11-2-47	DET	W, 35-7
11-20-49	NYG	W, 45-21
12-13-53	NYG	W, 27-16
12-11-55	DET	L, 19-24
12-7-58	DET	L, 17-19
10-21-62	NYG	L, 14-17
10-4-64	DET	W, 26-3
12-10-67	NYG	W, 30-7
9-28-69	DET	W, 24-0
9-17-72	DET	W, 30-16
11-17-74	DET	W, 20-19

POST-SEASON (1-0)

Date	Site	Result
12-15-35#	DET	W, 26-7

NFL Championship Game

SERIES NOTES: DETROIT vs. NEW YORK GIANTS

- The Giants were the opposition in the Lions' first game in Detroit. The Lions won the game, 9-0, on September 23, 1934 at University of Detroit Stadium.
- Detroit claimed its first NFL championship with a 26-7 win over the defending champion Giants on December 15, 1935. The contest marked the only time the two teams have met in post-season action.
- The Lions hold an 18-17-1 (.514) lead in the series which dates back to a 19-6 New York victory at Detroit on November 5, 1930, when the Lions were known as the Portsmouth Spartans.
- Detroit dominated the series initially, claiming eight of the first 12 contests, but the Giants have won eight of the last 10 decisions.
- Overall, the Giants have a 11-6-1 (4-1 in Giants Stadium) advantage at home while the Lions have fared better in Detroit, posting a 12-6 mark at home (1-4 in the Silverdome).
- Two of the last three outings between the two teams have gone to overtime, with the road team winning each. Detroit won a 28-15 decision on October 31, 1994 at Giants Stadium, while New York defeated the Lions, 26-20, at the Silverdome on October 19, 1997.



New York Jets

LIONS' ALL-TIME SINGLE-GAME BESTS VS. JETS

JETS 2000 SCHEDULE

SEPT. 3	at Green Bay
SEPT. 11	N. E. (Mon)
SEPT. 17	BUFFALO
SEPT. 24	at Tampa Bay
OCT. 1	OPEN DATE
OCT. 8	PITTSBURGH
OCT. 15	at New England
OCT. 23	MIAMI (Mon.)
OCT. 29	at Buffalo
NOV. 5	DENVER
NOV. 12	at Indianapolis
NOV. 19	at Miami
NOV. 26	CHICAGO
DEC. 3	INDIANAPOLIS
DEC. 10	at Oakland
DEC. 17	DETROIT
DEC. 24	at Baltimore

1999 RESULTS (8-8)

NEW ENGLAND	L, 28-30
	at Buffalo L, 3-17
WASHINGTON	L, 20-27
	at Denver W, 21-13
JACKSONVILLE	L, 6-16
INDIANAPOLIS	L, 13-16
	at Oakland L, 23-24
ARIZONA	W, 12-7
	at New England W, 24-17
BUFFALO	W, 17-7
	at Indianapolis L, 6-13
	at New York Giants L, 28-41
MIAMI	W, 28-20
	at Dallas W, 22-21
	at Miami W, 38-31
SEATTLE	W, 19-9

PUBLIC RELATIONS

Frank Ramos/Doug Miller
1000 Fulton Avenue
Hempstead, NY 11550
(516) 560-8100

Sunday, December 17

Most Rushing Attempts

Player	Att.	Date
1. James Jones	24	11/28/85
2. Barry Sanders	23	12/10/94
Barry Sanders	23	12/21/97

Most Rushing Yards

Player	Yds.	Date
1. Barry Sanders	184	12/21/97
2. Barry Sanders	127	11/23/94
3. Altie Taylor	123	11/23/72
4. Barry Sanders	114	12/8/91

Most Rushing Touchdowns

Player	TD	Date
1. Barry Sanders	2	12/8/91

Most Passing Attempts

Player	Att.	Date
1. Gary Danielson	37	12/6/82

Most Passing Completions

Player	Comp.	Date
1. Eric Hipple	19	11/28/85

Most Passing Yards

Player	Yds.	Date
1. Eric Hipple	269	11/28/85

Most Passes Intercepted

Player	Int.	Date
1. Gary Danielson	3	12/6/82

Most Touchdown Passes

Player	TD	Date
1. Eric Hipple	4	11/28/85

Most Receptions

Player	Rec.	Date
1. Leonard Thompson	7	11/28/85

Most Receiving Yards

Player	Yds.	Date
1. Leonard Thompson	115	11/28/85

Most Receiving Touchdowns

Player	TD	Date
1. Leonard Thompson	3	11/28/85

Interceptions

Player	Int.	Date
1. several players; most recent		
Mark Carrier	1	12/21/97
Ron Rice	1	12/21/97
Bryant Westbrook	1	12/21/97

Most Points

Player	Pts.	Date
1. Leonard Thompson	18	11/28/85

Most Touchdowns

Player	TD	Date
1. Leonard Thompson	3	11/28/85

Most Field Goals

Player	FG	Date
1. Jason Hanson	4	12/10/94

Most Punts

Player	Punts	Date
1. John Jett	8	12/21/97
2. Tom Skladany	7	12/6/82

Most Punt Returns

Player	Ret.	Date
1. several players; most recent		
Glyn Milburn	3	12/21/97

Most Punt Return Yards

Player	Yds.	Date
1. Pete Mandley	34	11/28/85

Most Kickoff Returns

Player	Ret.	Date
1. Robbie Martin	3	12/6/82
Jeff Campbell	3	12/8/91

Most Kickoff Return Yards

Player	Yds.	Date
1. Gary Lee	70	9/25/88

Longest Plays

Player	Yds.	Date
Rushing		
Barry Sanders	53	12/21/97

Passing

Erik Kramer-to-Willie Green	73	12/8/91
-----------------------------	----	---------

Kickoff Return

Gary Lee	39	9/25/88
----------	----	---------

Punt Return

Tom Skladany	58	12/6/82
--------------	----	---------

Interception Return

Pete Mandley	20	11/28/85
--------------	----	----------

Field Goal

George Jamison	19	12/8/91
Jason Hanson	49	12/10/94

DETROIT'S VS. NEW YORK JETS

Detroit's Record— Overall: 5-3-0; Home:4-2-0; Away: 1-1-0; Silverdome: 3-2-0; Giants Stadium: 1-0-0

Date	Site	Result
11-23-72	DET	W, 37-20
9-16-79	NYJ	L, 10-31
12-6-82	DET	L, 13-28
11-28-85	DET	W, 31-20
9-25-88	DET	L, 10-17
12-8-91	DET	W, 34-20
12-10-94	NYJ	W, 18-7
12-21-97	DET	W, 13-10

SERIES NOTES: DETROIT vs. NEW YORK JETS

- The Lions completed their first undefeated home season since 1962 with a 34-20 win over the Jets, December 8, 1991.
- Detroit claimed a memorable 13-10 decision over the Jets at the Silverdome on December 21, 1997 in a game in which the winner qualified for the playoffs and the loser did not. RB Barry Sanders' 184 yards rushing in the contest made him only the third player in NFL history to eclipse the 2,000-yard mark in a season, and Lions' LB Reggie Brown suffered a career-ending neck injury in the fourth quarter with a national television audience looking on. The noise was so boisterous at the sold-out Silverdome near the end of the game that players reported the turf actually moving beneath their feet.
- Detroit leads the all-time series 5-3, which dates back to a 28-14 Detroit victory on November 26, 1970 at Tiger Stadium. Detroit has played six of its eight contests at home against the Jets with a record of 4-2 at home (1-0 at Tiger Stadium, 3-2 at the Silverdome). The teams have split the two games played in New York/New Jersey — the Jets won 31-10 at Shea Stadium on September 16, 1979, and Detroit defeated the Jets, 18-7, at Giants Stadium on December 10, 1994.

Oakland Raiders

LIONS' ALL-TIME SINGLE-GAME BESTS VS. RAIDERS

Friday, August 18

RAIDERS 2000 SCHEDULE

SEPT. 3	SAN DIEGO
SEPT. 10	at Indianapolis
SEPT. 17	DENVER
SEPT. 24	CLEVELAND
OCT. 1	OPEN DATE
OCT. 8	at San Francisco
OCT. 15	at Kansas City
OCT. 22	SEATTLE
OCT. 29	at San Diego
NOV. 5	KANSAS CITY
NOV. 13	at Denver (Mon.)
NOV. 19	at New Orleans
NOV. 26	ATLANTA
DEC. 3	at Pittsburgh
DEC. 10	NEW YORK JETS
DEC. 16	at Seattle (Sat.)
DEC. 24	CAROLINA

1999 RESULTS (9-8)

at Green Bay	L, 24-28
at Minnesota	W, 22-17
CHICAGO	W, 24-17
at Seattle	L, 21-22
DENVER	L, 13-16
at Buffalo	W, 20-14
NEW YORK JETS	W, 24-23
MIAMI	L, 9-16
SAN DIEGO	W, 28-9
at Denver	L, 21-27(OT)
KANSAS CITY	L, 34-37
SEATTLE	W, 30-21
at Tennessee	L, 14-21
TAMPA BAY	W, 45-0
at San Diego	L, 20-23
at Kansas City	W, 41-38(OT)

PUBLIC RELATIONS

Al LoCasale/Mike Taylor
1220 Harbor Bay Parkway
Alameda, CA 94502
(510) 864-5000

Most Rushing Attempts

Player	Yds.	Date
1. Barry Sanders	25	12/10/90

Most Rushing Yards

Player	Yds.	Date
1. Barry Sanders	176	12/10/90
2. Billy Sims	133	9/27/81

Most Rushing Touchdowns

Player	TD	Date
1. Barry Sanders	2	12/10/90

Most Passing Attempts

Player	Att.	Date
1. Scott Mitchell	50	10/13/96
2. Gary Danielson	37	12/6/82

Most Passing Completions

Player	Comp.	Date
1. Scott Mitchell	31	10/13/96
2. Eric Hipple	19	11/28/85

Most Passing Yards

Player	Yds.	Date
1. Scott Mitchell	343	10/13/96
2. Eric Hipple	269	11/28/85

Most Passes Intercepted

Player	Int.	Date
1. Chuck Long	2	9/20/87
Scott Mitchell	2	10/13/96

Most Touchdown Passes

Player	TD	Date
1. Greg Landry	3	11/26/70
Scott Mitchell	3	10/13/96

Most Receptions

Player	Rec.	Date
1. Herman Moore	10	10/13/96
2. Johnnie Morton	8	10/13/96

Most Receiving Yards

Player	Yds.	Date
1. Pete Mandley	110	9/20/87
2. Herman Moore	109	10/13/96
Johnnie Morton	109	10/13/96

Most Receiving Touchdowns

Player	TD	Date
1. Charlie Sanders	2	11/26/70
Herman Moore	2	10/13/96

Interceptions

Player	Int.	Date
1. several players	most recent	
Bennie Blades	1	12/10/90
Victor Jones	1	12/10/90

Most Points

Player	Pts.	Date
1. Charlie Sanders	12	11/26/70
Barry Sanders	12	12/10/90
Herman Moore	12	10/13/96

Most Touchdowns

Player	TD	Date
1. Charlie Sanders	2	11/26/70
Barry Sanders	2	12/10/90
Herman Moore	2	10/13/96

Most Field Goals

Player	FG	Date
1. Eddie Murray	3	12/10/90

Most Punts

Player	Punts	Date
1. Mike Black	10	12/10/84

Most Punt Returns

Player	Ret.	Date
1. Robbie Martin	6	9/27/81

Most Punt Return Yards

Player	Yds.	Date
1. Robbie Martin	76	9/27/81

Most Kickoff Returns

Player	Ret.	Date
1. Jimmie Jones	5	11/10/74
Glyn Milburn	5	10/13/96

Most Kickoff Return Yards

Player	Yds.	Date
1. Glyn Milburn	119	10/13/96
2. Mel Gray	113	12/10/90

Longest Plays

Player	Yds.	Date
Rushing		
Fred Scott	36	11/19/78
Passing		
Greg Landry-to-Mel Farr	58	11/26/70

Kickoff Return

Player	Yds.	Date
Mel Gray	49	12/10/90

Punt

Player	Yds.	Date
Tom Skladany	74	9/27/81

Punt Return

Player	Yds.	Date
Robbie Martin	23	12/10/84

Interception Return

Player	Yds.	Date
Jimmy Allen	30	9/27/81

Field Goal

Player	Yds.	Date
Eddie Murray	48	12/10/84

DETROIT'S VS. OAKLAND

Detroit's Record— Overall: 2-6-0; Home: 1-1-0; Away: 1-5-0; Silverdome: 0-1-0; Network Associates Coliseum: 0-3-0

Date	Site	Result
11-26-70	DET	W, 28-14
11-10-74	Oak	L, 13-35
11-19-78	Oak	L, 17-29
9-27-81	Oak	W, 16-0
12-10-84	LA	L, 3-24
9-20-87	LA	L, 7-27
12-10-90	DET	L, 31-38
10-13-96	Oak	L, 21-37

Note: The Raiders were located in Oakland from 1960-81 and Los Angeles from 1982-94.

SERIES NOTES: DETROIT vs. OAKLAND

- In the first meeting between the two teams (November 26, 1970), the Lions defeated the Raiders 28-14 on Thanksgiving Day. The win was the second of five consecutive wins by the Lions that year, which propelled them to their first playoff berth since 1957. In that contest between the two clubs, the Lions scored 14 fourth quarter points on the way to knocking off the Raiders. Mel Farr scored 21 times for 121 yards, rallying Detroit from a 14-0 deficit.
- In the Monday Night meeting on December 10, 1990, there were five former Heisman Trophy winners on the field — Barry Sanders and Andre Ware for Detroit; and Marcus Allen, Tim Brown and Bo Jackson for the Raiders. Sanders finished the game with 176 yards on 25 carries, while Jackson led the Raiders with 129 yards on 18 carries.
- The Lions shut out the defending Super Bowl champion Oakland Raiders, 16-0, on September 27, 1981. Detroit was the first team to shut out the Raiders in 15 years as the Lions limited Oakland to only 131 yards in total offense. The Lions collected six sacks and Jimmy Allen intercepted his fourth pass in as many games. Billy Sims earned his second consecutive 100-yard rushing game (133 yards) while Dexter Bussey passed Allie Taylor as the club's all-time leading rusher. Also in the game, Detroit QB Gary Danielson fractured his left wrist — an injury that would sideline him for 10 weeks.



Philadelphia Eagles

EAGLES 2000 SCHEDULE

SEPT. 3	at Dallas
SEPT. 10	N. Y. GIANTS
SEPT. 17	at Green Bay
SEPT. 24	at New Orleans
OCT. 1	ATLANTA
OCT. 8	WASHINGTON
OCT. 15	at Arizona
OCT. 22	CHICAGO
OCT. 29	at New York Giants
NOV. 5	DALLAS
NOV. 12	at Pittsburgh
NOV. 19	ARIZONA
NOV. 26	at Washington
DEC. 3	TENNESSEE
DEC. 10	at Cleveland
DEC. 17	OPEN DATE
DEC. 24	CINCINNATI

1999 RESULTS (5-11)

ARIZONA	L, 24-25
TAMPA BAY	L, 5-19
at Buffalo	L, 0-26
at New York Giants	L, 15-16
DALLAS	W, 13-10
at Chicago	W, 20-16
at Miami	L, 13-16
N. Y. GIANTS	L, 17-23(OT)
at Carolina	L, 7-33
WASHINGTON	W, 35-28
INDIANAPOLIS	L, 17-44
at Washington	L, 17-20(OT)
at Arizona	L, 17-21
at Dallas	L, 10-20
NEW ENGLAND	W, 24-9
ST. LOUIS	W, 38-31

PUBLIC RELATIONS
 Ron Howard/Derek Boyko/
 Rich Berg
 Veterans Stadium
 3501 South Broad Street
 Philadelphia, PA 19148
 (215) 463-2500

LIONS' ALL-TIME SINGLE-GAME BESTS VS. EAGLES

Most Rushing Attempts			Player	Rec.	Date	1. Larry Swider 8 12/2/79
Player	Att.	Date	1. Ron Jessie 9 12/15/74			John Jett 8 11/8/98
1. Bob Felts 20 12/19/65			2. Ken Jenkins 8 11/4/84			
Dexter Bussey 20 10/2/77			Most Receiving Yards			Player
Horace King 20 10/2/77			Player	Yds.	Date	1. Terry Fair 8 11/8/98
Barry Sanders 20 11/8/98			1. Gail Cogdill 171 12/17/61			2. Terry Barr 4 10/16/60
Most Rushing Yards			2. Jeff Chadwick 139 11/16/86			
Player	Yds.	Date	3. Herman Moore 133 12/30/95#			Most Punt Return Yards
1. Barry Sanders 140 11/8/98			4. Ken Jenkins 128 11/4/84			Player
2. Bob Hoernschemeyer 118 11/18/51			Most Receiving Touchdowns			Player
Most Rushing Touchdowns			Player	TD	Date	1. Terry Fair 4 11/8/98
Player	TD	Date	1. Dorne Dibble 2 11/8/51			2. Tom Vaughn 42 12/19/65
1. Greg Landry 2 12/5/71			David Sloan 2 12/30/95#			
Barry Sanders 2 9/15/96			Interceptions			Player
Most Passing Attempts			Player	Int.	Date	1. Ron Rivers 6 12/30/95#
Player	Att.	Date	1. Jack Christiansen 2 12/5/54			
1. Gary Danielson 38 11/4/84			Carl Karivacz 2 12/5/54			Most Kickoff Return Yards
Most Passing Completions			Bob Watkins 2 11/4/84			Player
Player	Comp.	Date	Most Points			Player
1. Gary Danielson 23 11/4/84			Player	Pts.	Date	1. Ron Rivers 108 12/30/95#
Most Passing Yards			1. Dorne Dibble 12 11/8/51			2. Terry Fair 98 11/8/98
Player	Yds.	Date	Greg Landry 12 12/5/71			
1. Gary Danielson 275 11/4/84			Dexter Bussey 12 10/2/77			Longest Plays
Most Passes Intercepted			David Sloan 12 12/30/95#			Player
Player	Int.	Date	Most Touchdowns			Player
1. Bobby Layne 4 12/5/54			Player	TD	Date	1. Terry Fair 61 11/8/98
Scott Mitchell 4 12/30/95#			1. several players most recent			Punt
Most Touchdown Passes			Barry Sanders 2 9/15/96			Tom Vaughn 42 12/19/65
Player	TD	Date	Most Field Goals			Punt Return
1. Bobby Layne 3 11/18/51			Player	FG	Date	Larry Swider 62 12/2/79
Bobby Layne 3 11/10/57			1. Jason Hanson 3 11/8/98			Interception Return
Milt Plum 3 12/19/65			2. several players most recent			Jack Christiansen 53 11/18/51
Don Majkowski 3 12/30/95#			Eddie Murray 2 11/16/86			Field Goal
Most Receptions			Most Punts			Jason Hanson 51 9/15/96
			Player	Punts	Date	# Postseason Game

DETROIT VS. PHILADELPHIA

Detroit's Record— Overall: 12-11-2; Home: 5-5-2; Away: 7-6-0; Silverdome: 1-0-1; Veterans Stadium: 1-4-0

Date	Site	Result	11-28-68	DET	L, 0-12
10-18-33	POR	W, 25-0	12-5-71	DET	L, 20-23
10-14-34	Phi	W, 10-0	12-15-74	Phi	L, 17-28
9-20-35	DET	W, 35-0	10-2-77	DET	W, 17-13
10-11-36	Phi	W, 23-0	12-2-79	Phi	L, 7-44
12-4-38	DET	L, 7-21	11-4-84	DET	T(OT), 23-23
11-17-40	Phi	W, 21-0	11-16-86	Phi	W, 13-11
11-16-41	DET	W, 21-17	9-15-96	Phi	L, 17-24
10-14-45	DET	W, 28-24	11-8-98	Phi	L, 9-10
12-12-48	Phi	L, 21-45	POSTSEASON (0-1)		
10-3-49	DET	L, 14-22	Date	Site	Result
11-18-51	Phi	W, 28-10	12/30/95	Phi	L, 37-58
12-5-54	DET	T, 13-13	The Lions were located in Portsmouth, Ohio from 1930-33.		
11-10-57	Phi	W, 27-16			
10-16-60	Phi	L, 10-28			
12-17-61	DET	L, 24-27			
12-19-65	Phi	W, 35-28			

SERIES NOTES: DETROIT vs. PHILADELPHIA

- The Lions' last tie in a regular season game was against the Eagles (23-23) on November 4, 1984 in the Silverdome.
- The Lions claimed victories in the first four games of the series, with each being a shutout. The Lions also won seven of the first eight meetings.
- The Eagles have gone the longest of any NFC team (except the 1994 expansion Carolina Panthers) to play in the Silverdome. The Eagles' last trip to the dome was on November 4, 1984.
- In 24 regular season meetings, the Lions have scored more than 30 points only twice (35 points in both 1935 and 1965). Philadelphia, however, has also been limited to only two 30-point outbursts — 45 points in 1948 and 44 points in 1979.
- In Detroit's last win over Philadelphia (November 6, 1986), the Lions' defense sacked Eagle QB Randall Cunningham 11 times to tie a club record in a 13-11 win. Seven Lion defenders recorded sacks, including four by Keith Ferguson and 2.5 by William Gay. A 72-yard scoring strike from Joe Ferguson-to-Jeff Chadwick in the first quarter turned out to be the only touchdown of the game.

Pittsburgh Steelers

LIONS' ALL-TIME SINGLE-GAME BESTS VS. STEELERS

STEELERS 2000 SCHEDULE

SEPT. 3	BALTIMORE
SEPT. 10	OPEN DATE
SEPT. 17	at Cleveland
SEPT. 24	TENNESSEE
OCT. 1	at Jacksonville
OCT. 8	at New York Jets
OCT. 15	CINCINNATI
OCT. 22	CLEVELAND
OCT. 29	at Baltimore
NOV. 5	at Tennessee
NOV. 12	PHILADELPHIA
NOV. 19	JACKSONVILLE
NOV. 26	at Cincinnati
DEC. 3	OAKLAND
DEC. 10	at New York Giants
DEC. 16	WASHINGTON (Sat.)
DEC. 24	at San Diego

1999 RESULTS (6-10)	
at Cleveland	W, 43-0
at Baltimore	W, 23-20
SEATTLE	L, 10-29
JACKSONVILLE	L, 3-17
at Buffalo	L, 21-24
at Cincinnati	W, 17-3
ATLANTA	W, 13-9
at San Francisco	W, 27-6
CLEVELAND	L, 15-16
at Tennessee	L, 10-16
CINCINNATI	L, 20-27
at Jacksonville	L, 6-20
BALTIMORE	L, 24-31
at Kansas City	L, 19-35
CAROLINA	W, 30-20
TENNESSEE	L, 36-47

PUBLIC RELATIONS
 Ron Wahl/Dave Lockett
 Three Rivers Stadium
 300 Stadium Circle
 Pittsburgh, PA 15212
 (412) 323-0300

Most Rushing Attempts

Player	Att.	Date
1. Billy Sims	26	11/24/83
2. Barry Sanders	20	11/26/98

Most Rushing Yards

Player	Yds.	Date
1. Bobby Layne	118	9/24/50
2. Barry Sanders	108	9/3/95
3. Bob Hoernschemeyer	107	11/9/52
4. Billy Sims	106	11/24/83

Most Rushing Touchdowns

Player	TD	Date
1. Ernie Caddel	3	11/4/34

Most Passing Attempts

Player	Att.	Date
1. Joe Ferguson	39	12/7/86
2. Erik Kramer	37	11/15/92

Most Passing Completions

Player	Comp.	Date
1. Joe Ferguson	23	12/7/86
2. Erik Kramer	20	11/15/92

Most Passing Yards

Player	Yds.	Date
1. Bobby Layne	364	9/27/53
2. Erik Kramer	304	11/15/92

Most Passes Intercepted

Player	Int.	Date
1. several players; most recent		
Joe Ferguson	3	12/7/86

Most Touchdown Passes

Player	TD	Date
1. Mill Plum	3	9/16/62

Most Receptions

Player	Rec.	Date
1. Mel Fair	10	9/21/69
Herman Moore	10	9/3/95
3. Herman Moore	8	11/26/98

Most Receiving Yards

Player	Yds.	Date
1. Herman Moore	148	11/26/98
2. Cloyce Box	138	9/27/53
3. Ron Jessie	131	9/16/73
Herman Moore	131	9/3/95
5. Robert Clark	124	10/1/89

Most Receiving Touchdowns

Player	TD	Date
1. several players; most recent		
Ulysses Norris	2	11/24/83

Interceptions

Player	Int.	Date
1. Jack Christiansen	2	12/9/56
2. Bruce McNorton	2	11/24/83

Most Points

Player	Pts.	Date
1. Ernie Caddel	18	11/4/34
2. Jason Hanson	13	11/26/98

Most Touchdowns

Player	TD	Date
1. Ernie Caddel	3	11/4/34

Most Field Goals

Player	FG	Date
1. Jason Hanson	4	11/26/98
2. Errol Mann	2	9/21/69

Most Punts

Player	Punts	Date
1. Earl Girard	9	11/13/55

Most Punt Returns

Player	Ret.	Date
1. Robbie Martin	6	11/24/83

Most Punt Return Yards

Player	Yds.	Date
1. Robbie Martin	140	11/24/83

Most Kickoff Returns

Player	Ret.	Date
1. Terry Fair	6	11/26/98
2. Johnnie Morton	5	9/3/95

Most Kickoff Return Yards

Player	Yds.	Date
1. Terry Fair	128	11/26/98
2. Herman Hunter	91	12/7/86

Longest Plays

Player	Yds.	Date
Rushing		
Elmer Hackney	78	11/8/42

Passing

Dave Ryan-to-John Greene	881	11/10/46
--------------------------	-----	----------

Kickoff Return

Pat Studstill	59	9/16/62
---------------	----	---------

Punt

Yale Lary	64	11/8/59
-----------	----	---------

Punt Return

Robbie Martin	811	11/24/83
---------------	-----	----------

Interception Return

Don Doll	951	10/8/49
----------	-----	---------

Field Goal

Jason Hanson	51	11/26/98
--------------	----	----------

DETROIT VS. PITTSBURGH

Detroit's Record— Overall: 14-11-1; Home: 12-4-0; Away: 2-7-1; Silverdome: 2-1-0; Three Rivers Stadium: 0-3-0

Date	Site	Result	11-13-55	Pit	W, 31-28
11-4-34	DET	W, 40-7	12-9-56	DET	W, 45-7
11-8-36	DET	W, 28-3	11-8-59	Pit	T, 10-10
10-10-37	DET	W, 7-3	9-16-62	DET	W, 45-7
9-9-38	DET	W, 16-7	10-18-66	Pit	L, 3-17
9-22-40	DET	L, 7-10	12-3-67	DET	L, 14-24
11-8-42	DET	L, 7-35	9-21-69	Pit	L, 13-16
11-10-46	DET	W, 17-7	11-24-83	DET	W, 45-3
9-21-47	Pit	L, 10-17	12-7-86	Pit	L, 17-27
11-21-48	DET	W, 17-14	10-1-89	DET	L, 3-23
10-8-49	Pit	L, 7-14	11-15-92	Pit	L, 17-14
9-24-50	DET	W, 10-7	9-3-95	Pit	L, 20-23
11-9-52	Pit	W, 31-6	11-26-98	DET	W(OT), 19-16
9-27-53	DET	W, 38-21			

SERIES NOTES: DETROIT vs. PITTSBURGH

- In the first meeting between the two teams, the Lions beat the Steelers, 40-7, behind a then-NFL-record 426 yards rushing. Ernie Caddell scored three touchdowns in one of the more memorable games of the Lions' first season in Detroit.
- The Lions won the first four meetings of the series and were 12-4-1 through the first 17 contests, although the Steelers have bounced back to claim seven of the last nine meetings.
- Detroit's 45-3 win over the Steelers on November 24, 1983, stands as the Lions' largest winning margin in the history of the team's Thanksgiving Day series (second-largest in team annals).
- The Lions also defeated Pittsburgh (19-16 in overtime) in the second Thanksgiving matchup between the two teams, on November 26, 1998. Jason Hanson made his fourth field goal of the game (42-yarder) 2:52 into the extra period. The game marked the first Thanksgiving overtime contest since 1980, and also was highlighted by a gutsy performance by Pittsburgh native, Charlie Batch, who completed 16-of-23 passes for 236 yards and a touch-down despite leaving the game for a time with a strained neck.
- In the 1952 meeting, Bob Hoernschemeyer ran for 107 yards and the Lions rolled up 321 yards rushing. The Detroit defense held Pittsburgh to -3 yards rushing in a 31-6 win in Pittsburgh.
- Detroit passed for a then-club-record 375 yards (364 by Bobby Layne) in a 38-21 Lions' victory on September 9, 1953.



San Diego Chargers

LIONS' ALL-TIME SINGLE-GAME BESTS VS. CHARGERS**CHARGERS 2000 SCHEDULE**

SEPT. 3	at Oakland
SEPT. 10	NEW ORLEANS
SEPT. 17	at Kansas City
SEPT. 24	SEATTLE
OCT. 1	at St. Louis
OCT. 8	DENVER
OCT. 15	at Buffalo
OCT. 22	OPEN DATE
OCT. 29	OAKLAND
NOV. 5	at Seattle
NOV. 12	MIAMI
NOV. 19	at Denver
NOV. 26	KANSAS CITY
DEC. 3	SAN FRANCISCO
DEC. 10	at Baltimore
DEC. 17	at Carolina
DEC. 24	PITTSBURGH

1999 RESULTS (8-8)

at Cincinnati	W, 34-7
INDIANAPOLIS	L, 19-27
KANSAS CITY	W, 21-14
at Kansas City	W, 20-10
SEATTLE	W, 13-10
GREEN BAY	L, 3-31
at Minnesota	L, 0-34
DENVER	L, 17-33
at Oakland	L, 9-28
CHICAGO	L, 20-23(OT)
at Minnesota	L, 27-35
CLEVELAND	W, 23-10
at Seattle	W, 19-16
at Miami	L, 9-12
OAKLAND	W, 23-20
at Denver	W, 12-6

PUBLIC RELATIONS

Bill Johnston/David Neville
4020 Murphy Canyon Road
San Diego, CA 92123
(619) 874-4500

Most Rushing Attempts

Player	Att.	Date
1. Rick Kane	24	11/6/77

Most Rushing Yards

Player	Yds.	Date
1. Billy Sims	119	9/30/84
2. Rick Kane	105	11/6/77

Most Rushing Touchdowns

Player	TD	Date
1. Mel Farr	2	10/22/72
Rick Kane	2	11/6/77
Billy Sims	2	9/30/84
Barry Sanders	2	11/11/96

Most Passing Attempts

Player	Att.	Date
1. Charlie Batch	38	10/10/99
2. Gary Danielson	32	10/22/78

Most Passing Completions

Player	Comp.	Date
1. Gary Danielson	22	10/22/78
2. Charlie Batch	21	10/10/99

Most Passing Yards

Player	Yds.	Date
1. Gary Danielson	269	9/30/84

Most Passes Intercepted

Player	Int.	Date
1. Greg Landry	1	10/22/72
Gary Danielson	1	10/22/78
Gary Danielson	1	9/13/81
Charlie Batch	1	10/10/99

Most Touchdown Passes

Player	TD	Date
1. Gary Danielson	3	10/22/78

Most Receptions

Player	Rec.	Date
1. Ron Rivers	9	10/10/99
2. Larry Walton	7	10/22/72
James Jones	7	9/30/84
Brett Perriman	7	11/11/96

Most Receiving Yards

Player	Yds.	Date
1. Larry Walton	101	10/22/72

Most Receiving Touchdowns

Player	TD	Date
1. Jesse Thompson	2	10/22/78

Interceptions

Player	Int.	Date
1. Jimmy Allen	2	10/22/78

Most Points

Player	Pts.	Date
1. several players most recent		
Barry Sanders	12	11/11/96

Most Touchdowns

Player	TD	Date
1. several players most recent		
Barry Sanders	2	11/11/96

Most Field Goals

Player	FG	Date
1. Eddie Murray	3	9/13/81

Most Punts

Player	Punts	Date
1. John Jett	5	10/10/99
2. Wilbur Summers	4	11/6/77
Mark Royals	4	11/11/96

Most Punt Returns

Player	Ret.	Date
1. Eddie Payton	5	11/6/77

Most Punt Return Yards

Player	Yds.	Date
1. Eddie Payton	58	11/6/77

Most Kickoff Returns

Player	Ret.	Date
1. Glyn Milburn	5	11/11/96
Terry Fair	5	10/10/99

Most Kickoff Return Yards

Player	Yds.	Date
1. Glyn Milburn	148	11/11/96

Longest Plays

Player	Yds.	Date
Rushing		
Billy Sims	81	9/30/84
Passing		
Gary Danielson-to-Mark Nichols	44	9/30/84

Kickoff Return

Player	Yds.	Date
Larry Walton	50	10/22/72

Punt

Player	Yds.	Date
Mark Royals	52	11/11/96

Punt Return

Player	Yds.	Date
Eddie Payton	37	11/6/77

Interception Return

Player	Yds.	Date
Bruce Rhodes	24	10/22/78

Field Goal

Player	Yds.	Date
Eddie Murray	44	9/30/84

DETROIT VS. SAN DIEGO

Detroit's Record— Overall: 3-4-0; Home: 3-1-0; Away: 0-3-0; Silverdome: 2-1-0; Qualcomm Stadium: 0-3-0

Date	Site	Result
10-22-72	DET	W, 34-20
11-6-77	DET	W, 20-0
10-22-78	DET	W, 31-14
9-13-81	SD	L, 23-28
9-30-84	SD	L, 24-27
11-10-96	SD	L, 21-27
10-10-99	DET	L, 10-20

SERIES NOTES: DETROIT vs. SAN DIEGO

- The Lions won each of the first three meetings between the two teams (all home games), and have dropped the four most-recent contests.
- Detroit recorded a 34-20 victory over the Chargers in the first meeting of the series on October 22, 1972. Mel Farr ran for two touchdowns and gained 96 yards on 22 carries, helping the Lions rack up 182 yards on the ground for the game. Greg Landry also rushed for a touchdown and added 151 yards passing with a TD strike going to Larry Walton, who finished with seven catches for 101 yards.
- Detroit fell to the Chargers, 27-24, on September 20, 1984 at Jack Murphy Stadium. Billy Sims ran for two touchdowns and 119 yards, including an 81-yard TD scamper. Detroit QB Gary Danielson matched Hall of Famer Dan Fouts every step of the way, completing 20-of-25 attempts for 269 yards, while Fouts was 22-of-35 for 268 yards. The Chargers forged in a 24-7 halftime lead, but Detroit scored two third quarter touchdowns to narrow the gap to 24-21.
- Detroit head coach Bobby Ross was the Chargers' head coach from 1992-96, including leading the team to an appearance in Super Bowl XXIX vs. San Francisco.



Seattle Seahawks

LIONS' ALL-TIME SINGLE-GAME BESTS VS. SEAHAWKS

SEAHAWKS 2000 SCHEDULE

SEPT. 3	at Miami
SEPT. 10	ST. LOUIS
SEPT. 17	NEW ORLEANS
SEPT. 24	at San Diego
OCT. 2	at Kansas City (Mon.) at Carolina
OCT. 8	INDIANAPOLIS
OCT. 15	at Oakland
OCT. 22	KANSAS CITY
NOV. 5	SAN DIEGO
NOV. 12	at Jacksonville
NOV. 19	OPEN DATE
NOV. 26	DENVER
DEC. 3	at Atlanta
DEC. 10	at Denver
DEC. 16	OAKLAND (Sat.)
DEC. 23	BUFFALO (Sat.)

1999 RESULTS (9-7)

DETROIT	L, 20-28
at Chicago	W, 14-13
at Pittsburgh	W, 29-10
OAKLAND	W, 22-21
at San Diego	L, 10-13
BUFFALO	W, 26-16
at Green Bay	W, 27-7
CINCINNATI	W, 37-20
DENVER	W, 20-17
at Kansas City	W, 31-19
TAMPA BAY	L, 3-16
at Oakland	L, 21-30
SAN DIEGO	L, 16-19
at Denver	L, 30-36(OT)
KANSAS CITY	W, 23-14
at New York Jets	L, 9-19

PLAYOFFS

MIAMI	L, 12-20
-------	----------

PUBLIC RELATIONS

Dave Pearson/Vernom Cheek
11220 N.E. 53rd Street
Kirkland, WA 98033
(425) 827-9777

Most Rushing Attempts

Player	Att.	Date
1. Barry Sanders	22	10/17/93
2. Dexter Bussey	20	9/24/78

Most Rushing Yards

Player	Yds.	Date
1. Barry Sanders	134	11/17/96
2. Dexter Bussey	120	9/24/78
3. Barry Sanders	101	10/17/93

Most Rushing Touchdowns

Player	TD	Date
1. several players; most recent Barry Sanders	1	12/30/90

Most Passing Attempts

Player	Att.	Date
1. Greg Landry	27	10/24/76
Todd Hons	27	10/18/87
2. Charlie Batch	26	9/12/99

Most Passing Completions

Player	Comp.	Date
1. Greg Landry	18	10/24/76
2. Don Majkowski	18	11/17/96

Most Passing Yards

Player	Yds.	Date
1. Greg Landry	233	10/24/76

Most Passes Intercepted

Player	Int.	Date
1. Gary Danielson	2	12/2/84
Todd Hons	2	10/18/87

Most Touchdown Passes

Player	TD	Date
1. Greg Landry	3	10/24/76
Charlie Batch	3	9/12/99

Most Receptions

Player	Rec.	Date
1. Herman Moore	8	10/17/93

Most Receiving Yards

Player	Yds.	Date
1. Herman Moore	93t	10/17/93

Most Receiving Touchdowns

Player	TD	Date
1. Danny Bradley	2	10/18/87
Herman Moore	2	10/17/93
Germane Crowell	2	9/12/99

Interceptions

Player	Int.	Date
1. Levi Johnson	2	10/24/76
2. William White	2	12/30/90

Most Points

Player	Pts.	Date
1. Danny Bradley	12	10/18/87
Jason Hanson	12	10/17/93
Herman Moore	12	10/17/93
Germane Crowell	12	9/12/99

Most Touchdowns

Player	TD	Date
1. Danny Bradley	2	10/18/87
Herman Moore	2	10/17/93
Germane Crowell	2	9/12/99

Most Field Goals

Player	FG	Date
1. Benny Ricardo	3	9/24/78
Jason Hanson	3	10/17/93

Most Punts

Player	Punts	Date
1. Herman Weaver	7	10/24/76
John Jett	7	9/12/99

Most Punt Returns

Player	Ret.	Date
1. Lem Barney	4	10/24/76

Most Punt Return Yards

Player	Yds.	Date
1. Mel Gray	42	10/17/93

Most Kickoff Returns

Player	Ret.	Date
1. Jesse Thompson	4	9/24/78
Danny Bradley	4	10/18/87

Most Kickoff Return Yards

Player	Yds.	Date
1. Jesse Thompson	120	9/24/78

Longest Plays

Player	Yds.	Date
Rushing Andre Ware	30	12/30/90
Passing Charlie Batch-to-Germane Crowell	411	9/12/99

Kickoff Return

Player	Yds.	Date
Mel Gray	95t	10/17/93

Punt

Player	Yds.	Date
Jim Arnold	60	10/17/93

Punt Return

Player	Yds.	Date
Mel Gray	35	10/17/93

Interception Return

Player	Yds.	Date
Levi Johnson	70t	10/24/76
Field Goal Jason Hanson	51	9/12/99

DETROIT VS. SEATTLE

Detroit's Record— Overall: 4-4-0; Home: 2-1-0; Away: 2-3; Silverdome: 2-1-0; Husky Stadium: 0-0-0

Date	Site	Result
10-24-76	Sea	W, 41-14
9-24-78	Sea	L, 16-28
12-2-84	Sea	L, 17-38
10-18-87	DET	L, 14-37
12-30-90	Sea	L, 10-30
10-17-93	DET	W, 30-10
11-17-96	DET	W, 17-16
9-12-99	Sea	W, 28-20

SERIES NOTES: DETROIT vs. SEATTLE

- In the 1999 regular season opener played, the Lions built a 25-7 halftime lead and held on for a 28-20 victory over Seattle for the club's first season opening road win since 1986.
- The Lions opened up a 20-0 lead and rolled to a 41-14 victory over the Seahawks in the first-ever meeting between the two teams on October 24, 1976. Greg Landry threw three touchdown passes for the Lions, and current Detroit quarterbacks coach Jim Zorn was intercepted six times, including two that were returned for touchdowns (Levi Johnson and Lem Barney).
- The Lions' game with the Seahawks on October 17, 1993 (a 30-10 Lions' win) was Detroit's 800th contest (including regular and post-season games) since the Portsmouth Spartans moved to the Motor City in 1934.
- Seattle is one of only two teams (the Oilers are the other) that the Lions have never played outdoors. Every game in the series has been played in either the Silverdome or Seattle's Kingdome.
- The Lions are 2-1 in the Silverdome vs. the Seahawks and 2-3 in the Kingdome.
- After winning the inaugural meeting between the two clubs, the Lions dropped four consecutive outings to the Seahawks before winning the last three games.
- In the 1990 regular season finale in 1990 (December 30), Barry Sanders rushed for 23 yards on nine carries to claim the NFL rushing title with 1,304 yards.
- The Seahawks defeated the Lions, 37-14, in the third and final game during the 1987 players' strike. In a game played predominantly by replacement players, Seattle QB Jeff Kemp passed for 344 yards and four touchdowns, while Hall of Famer Steve Largent caught 15 passes for 261 yards (both individual Silverdome records) and three scores.

St. Louis Rams

LIONS ALL-TIME SINGLE-GAME BESTS VS. RAMS

RAMS 2000 SCHEDULE	
SEPT. 4	DENVER (Mon.) at Seattle
SEPT. 10	SAN FRANCISCO
SEPT. 17	at Atlanta
SEPT. 24	SAN DIEGO
OCT. 1	OPEN DATE
OCT. 8	ATLANTA
OCT. 15	at Kansas City
OCT. 22	at San Francisco
OCT. 29	CAROLINA
NOV. 5	at New York Giants
NOV. 12	WASHINGTON (Mon.)
NOV. 20	NEW ORLEANS
DEC. 3	at Carolina
DEC. 10	MINNESOTA
DEC. 18	at Tampa Bay (Mon.)
DEC. 24	at New Orleans
1999 RESULTS (13-3)	
BALTIMORE	W, 27-10
LITTLE ROCK	W, 35-7
at Cincinnati	W, 38-10
SAN FRANCISCO	W, 42-20
at Atlanta	W, 41-13
CLEVELAND	W, 34-3
at Tennessee	L, 21-24
L, 27-31	
CAROLINA	W, 35-10
at San Francisco	W, 23-7
NEW ORLEANS	W, 43-12
at Carolina	W, 34-21
W, 30-14	
NEW YORK GIANTS	W, 31-10
CHICAGO	W, 34-12
at Philadelphia	L, 31-38
Playoffs	
MINNESOTA	W, 49-37
TAMPA BAY#	W, 11-6
Tennessee*	W, 23-16
# NFC Championship Game	
* Super Bowl XXXIV at Atlanta, Ga.	
PUBLIC RELATIONS	
Rick Smith/Duane Lewis	
One Rams Way	
St. Louis, MO 63045	
(314) 982-7267	

<p>Most Rushing Attempts</p> <table border="0"> <thead> <tr> <th>Player</th> <th>Att.</th> <th>Date</th> </tr> </thead> <tbody> <tr> <td>1. Barry Sanders</td> <td>26</td> <td>11/17/91</td> </tr> <tr> <td>Barry Sanders</td> <td>25</td> <td>10/24/93</td> </tr> <tr> <td>3. Billy Sims</td> <td>25</td> <td>9/19/82</td> </tr> <tr> <td>4. Billy Sims</td> <td>22</td> <td>9/7/80</td> </tr> <tr> <td>5. Nick Pietrosanto</td> <td>21</td> <td>10/29/61</td> </tr> </tbody> </table>	Player	Att.	Date	1. Barry Sanders	26	11/17/91	Barry Sanders	25	10/24/93	3. Billy Sims	25	9/19/82	4. Billy Sims	22	9/7/80	5. Nick Pietrosanto	21	10/29/61	<p>Most Rushing Yards</p> <table border="0"> <thead> <tr> <th>Player</th> <th>Yds.</th> <th>Date</th> </tr> </thead> <tbody> <tr> <td>1. Billy Sims</td> <td>153</td> <td>9/7/80</td> </tr> <tr> <td>2. Dan Lewis</td> <td>126</td> <td>10/30/60</td> </tr> <tr> <td>3. Lew Carpenter</td> <td>119</td> <td>10/10/54</td> </tr> <tr> <td>Billy Sims</td> <td>119</td> <td>9/19/82</td> </tr> </tbody> </table>	Player	Yds.	Date	1. Billy Sims	153	9/7/80	2. Dan Lewis	126	10/30/60	3. Lew Carpenter	119	10/10/54	Billy Sims	119	9/19/82	<p>Most Rushing Touchdowns</p> <table border="0"> <thead> <tr> <th>Player</th> <th>TD</th> <th>Date</th> </tr> </thead> <tbody> <tr> <td>1. Jim Ninowski</td> <td>3</td> <td>10/30/60</td> </tr> <tr> <td>Billy Sims</td> <td>3</td> <td>9/7/80</td> </tr> </tbody> </table>	Player	TD	Date	1. Jim Ninowski	3	10/30/60	Billy Sims	3	9/7/80	<p>Most Passing Attempts</p> <table border="0"> <thead> <tr> <th>Player</th> <th>Att.</th> <th>Date</th> </tr> </thead> <tbody> <tr> <td>1. Eric Hipple</td> <td>50*</td> <td>10/19/86</td> </tr> </tbody> </table>	Player	Att.	Date	1. Eric Hipple	50*	10/19/86	<p>Most Passing Completions</p> <table border="0"> <thead> <tr> <th>Player</th> <th>Comp.</th> <th>Date</th> </tr> </thead> <tbody> <tr> <td>1. Eric Hipple</td> <td>31</td> <td>10/19/86</td> </tr> </tbody> </table>	Player	Comp.	Date	1. Eric Hipple	31	10/19/86	<p>Most Passing Yards</p> <table border="0"> <thead> <tr> <th>Player</th> <th>Yds.</th> <th>Date</th> </tr> </thead> <tbody> <tr> <td>1. Milt Plum</td> <td>347</td> <td>11/1/64</td> </tr> <tr> <td>2. Eric Hipple</td> <td>316</td> <td>10/19/86</td> </tr> <tr> <td>3. Earl Morrall</td> <td>312</td> <td>11/17/63</td> </tr> </tbody> </table>	Player	Yds.	Date	1. Milt Plum	347	11/1/64	2. Eric Hipple	316	10/19/86	3. Earl Morrall	312	11/17/63	<p>Most Passes Intercepted</p> <table border="0"> <thead> <tr> <th>Player</th> <th>Int.</th> <th>Date</th> </tr> </thead> <tbody> <tr> <td>1. Jim Ninowski</td> <td>5</td> <td>10/30/60</td> </tr> </tbody> </table>	Player	Int.	Date	1. Jim Ninowski	5	10/30/60	<p>Most Touchdown Passes</p> <table border="0"> <thead> <tr> <th>Player</th> <th>TD</th> <th>Date</th> </tr> </thead> <tbody> <tr> <td>1. several players; most recent</td> <td></td> <td></td> </tr> <tr> <td>Erik Kramer</td> <td>3</td> <td>11/17/91</td> </tr> </tbody> </table>	Player	TD	Date	1. several players; most recent			Erik Kramer	3	11/17/91	<p>Most Receptions</p>	<p>Player</p> <table border="0"> <tbody> <tr> <td>1. James Gibbons</td> <td>9</td> <td>10/30/60</td> </tr> <tr> <td>Herman Hunter</td> <td>9</td> <td>10/19/86</td> </tr> <tr> <td>3. Germaine Crowell</td> <td>8</td> <td>11/7/99</td> </tr> <tr> <td>4. Terry Barr</td> <td>7</td> <td>9/19/84</td> </tr> <tr> <td>Gail Cogdill</td> <td>7</td> <td>11/1/64</td> </tr> </tbody> </table>	1. James Gibbons	9	10/30/60	Herman Hunter	9	10/19/86	3. Germaine Crowell	8	11/7/99	4. Terry Barr	7	9/19/84	Gail Cogdill	7	11/1/64	<p>Rec.</p> <table border="0"> <tbody> <tr> <td>1. Pat Harder</td> <td>19</td> <td>12/21/52#</td> </tr> <tr> <td>2. Jim Ninowski</td> <td>18</td> <td>10/30/60</td> </tr> <tr> <td>Billy Sims</td> <td>18</td> <td>9/7/80</td> </tr> </tbody> </table>	1. Pat Harder	19	12/21/52#	2. Jim Ninowski	18	10/30/60	Billy Sims	18	9/7/80	<p>Date</p> <table border="0"> <tbody> <tr> <td>1. Jerry DePoyster</td> <td>10</td> <td>11/3/68</td> </tr> </tbody> </table>	1. Jerry DePoyster	10	11/3/68	<p>Most Punt Returns</p> <table border="0"> <thead> <tr> <th>Player</th> <th>Ret.</th> <th>Date</th> </tr> </thead> <tbody> <tr> <td>1. several players; most recent</td> <td></td> <td></td> </tr> <tr> <td>Pete Mandley</td> <td>5</td> <td>10/19/86</td> </tr> </tbody> </table>	Player	Ret.	Date	1. several players; most recent			Pete Mandley	5	10/19/86	<p>Most Punt Return Yards</p> <table border="0"> <thead> <tr> <th>Player</th> <th>Yds.</th> <th>Date</th> </tr> </thead> <tbody> <tr> <td>1. Jack Christiansen</td> <td>126</td> <td>10/14/51</td> </tr> </tbody> </table>	Player	Yds.	Date	1. Jack Christiansen	126	10/14/51	<p>Most Kickoff Returns</p> <table border="0"> <thead> <tr> <th>Player</th> <th>Ret.</th> <th>Date</th> </tr> </thead> <tbody> <tr> <td>1. several players; most recent</td> <td></td> <td></td> </tr> <tr> <td>Tom Watkins</td> <td>4</td> <td>11/23/67</td> </tr> </tbody> </table>	Player	Ret.	Date	1. several players; most recent			Tom Watkins	4	11/23/67	<p>Most Kickoff Return Yards</p> <table border="0"> <thead> <tr> <th>Player</th> <th>Yds.</th> <th>Date</th> </tr> </thead> <tbody> <tr> <td>1. Wally Triplett</td> <td>294*</td> <td>10/28/50</td> </tr> </tbody> </table>	Player	Yds.	Date	1. Wally Triplett	294*	10/28/50	<p>Longest Plays</p> <table border="0"> <thead> <tr> <th>Player</th> <th>Yds.</th> <th>Date</th> </tr> </thead> <tbody> <tr> <td colspan="3">Rushing</td> </tr> <tr> <td>Dan Lewis</td> <td>741</td> <td>10/30/60</td> </tr> <tr> <td colspan="3">Passing</td> </tr> <tr> <td>Earl Morrall to Dave Middleton</td> <td>791</td> <td>11/15/59</td> </tr> </tbody> </table>	Player	Yds.	Date	Rushing			Dan Lewis	741	10/30/60	Passing			Earl Morrall to Dave Middleton	791	11/15/59	<p>Kickoff Return</p> <p>Gene Gedman (12 yds) & Terry Barr (92 yds) 1041 10/26/58</p>	<p>Punt</p> <p>Jim Arnold 68 10/24/93</p>	<p>Punt Return</p> <p>Jack Christiansen 691 10/14/51</p>	<p>Interception Return</p> <p>Jack Christiansen 921 11/1/53</p>	<p>Field Goal</p> <p>Eddie Murray 53 12/6/87</p>	<p>* Lions' Record # Postseason Game</p>
Player	Att.	Date																																																																																																																																																																													
1. Barry Sanders	26	11/17/91																																																																																																																																																																													
Barry Sanders	25	10/24/93																																																																																																																																																																													
3. Billy Sims	25	9/19/82																																																																																																																																																																													
4. Billy Sims	22	9/7/80																																																																																																																																																																													
5. Nick Pietrosanto	21	10/29/61																																																																																																																																																																													
Player	Yds.	Date																																																																																																																																																																													
1. Billy Sims	153	9/7/80																																																																																																																																																																													
2. Dan Lewis	126	10/30/60																																																																																																																																																																													
3. Lew Carpenter	119	10/10/54																																																																																																																																																																													
Billy Sims	119	9/19/82																																																																																																																																																																													
Player	TD	Date																																																																																																																																																																													
1. Jim Ninowski	3	10/30/60																																																																																																																																																																													
Billy Sims	3	9/7/80																																																																																																																																																																													
Player	Att.	Date																																																																																																																																																																													
1. Eric Hipple	50*	10/19/86																																																																																																																																																																													
Player	Comp.	Date																																																																																																																																																																													
1. Eric Hipple	31	10/19/86																																																																																																																																																																													
Player	Yds.	Date																																																																																																																																																																													
1. Milt Plum	347	11/1/64																																																																																																																																																																													
2. Eric Hipple	316	10/19/86																																																																																																																																																																													
3. Earl Morrall	312	11/17/63																																																																																																																																																																													
Player	Int.	Date																																																																																																																																																																													
1. Jim Ninowski	5	10/30/60																																																																																																																																																																													
Player	TD	Date																																																																																																																																																																													
1. several players; most recent																																																																																																																																																																															
Erik Kramer	3	11/17/91																																																																																																																																																																													
1. James Gibbons	9	10/30/60																																																																																																																																																																													
Herman Hunter	9	10/19/86																																																																																																																																																																													
3. Germaine Crowell	8	11/7/99																																																																																																																																																																													
4. Terry Barr	7	9/19/84																																																																																																																																																																													
Gail Cogdill	7	11/1/64																																																																																																																																																																													
1. Pat Harder	19	12/21/52#																																																																																																																																																																													
2. Jim Ninowski	18	10/30/60																																																																																																																																																																													
Billy Sims	18	9/7/80																																																																																																																																																																													
1. Jerry DePoyster	10	11/3/68																																																																																																																																																																													
Player	Ret.	Date																																																																																																																																																																													
1. several players; most recent																																																																																																																																																																															
Pete Mandley	5	10/19/86																																																																																																																																																																													
Player	Yds.	Date																																																																																																																																																																													
1. Jack Christiansen	126	10/14/51																																																																																																																																																																													
Player	Ret.	Date																																																																																																																																																																													
1. several players; most recent																																																																																																																																																																															
Tom Watkins	4	11/23/67																																																																																																																																																																													
Player	Yds.	Date																																																																																																																																																																													
1. Wally Triplett	294*	10/28/50																																																																																																																																																																													
Player	Yds.	Date																																																																																																																																																																													
Rushing																																																																																																																																																																															
Dan Lewis	741	10/30/60																																																																																																																																																																													
Passing																																																																																																																																																																															
Earl Morrall to Dave Middleton	791	11/15/59																																																																																																																																																																													

DETROIT VS. ST. LOUIS

Detroit's Record— Overall: 36-39-1; Home: 18-19-0; Away: 18-20-1; Silverdome: 2-3-0; TWA Dome: 0-0-0

9-10-37	Cle	W, 28-0	10-24-48	DET	L, 27-34	10-25-59	LA	W, 17-7	12-17-72	LA	W, 34-17
11-7-37	DET	W, 27-7	9-23-49	LA	L, 24-27	11-15-59	DET	W, 23-17	10-6-74	LA	L, 13-16
10-2-38	Cle	L, 17-21	10-16-49	DET	L, 10-21	10-30-80	LA	L, 35-48	11-27-75	DET	L, 0-20
11-8-38	DET	W, 6-0	10-15-50	DET	L, 28-30	11-13-80	DET	W, 12-10	12-11-76	DET	L, 17-20
10-15-39	DET	W, 15-7	10-28-50	LA	L, 24-65	10-15-61	DET	W, 14-13	9-7-80	LA	W, 41-20
11-19-39	DET	L, 3-14	10-14-51	DET	L, 21-27	10-29-61	LA	W, 28-10	11-1-81	LA	L, 10-21
9-29-40	DET	W, 6-0	12-9-51	LA	W, 24-22	10-14-82	DET	W, 13-10	9-19-82	LA	W, 19-14
11-3-40	Cle	L, 0-24	10-3-52	LA	W, 17-14	11-4-82	LA	W, 12-3	10-2-83	LA	L, 13-20
10-14-41	DET	W, 17-7	10-19-52	DET	W, 24-16	9-14-83	LA	W, 23-2	10-19-86	LA	L, 10-14
11-2-41	Cle	W, 14-0	10-18-53	DET	L, 19-31	11-17-83	DET	L, 21-28	12-6-87	DET	L, 16-37
9-27-42	DET	L, 0-14	11-1-53	LA	L, 24-37	9-18-84	LA	T, 17-17	9-11-88	LA	L, 10-17
11-15-42	Cle	L, 7-27	10-10-54	DET	W, 21-3	11-1-84	DET	W, 37-17	11-17-91	DET	W, 21-10
10-15-44	DET	L, 7-20	10-31-54	LA	W, 27-24	9-19-85	DET	W, 20-0	10-24-93	LA	W(OT), 16-13
11-26-44	Cle	W, 26-14	10-9-55	DET	L, 10-17	10-31-85	LA	W, 21-7	11-7-99	DET	W, 31-27
11-22-45	DET	L, 21-28	10-23-55	LA	L, 13-24	10-9-86	DET	L, 7-14	POST-SEASON (1-0)		
10-20-46	LA	L, 14-35	10-14-56	DET	W, 24-21	12-4-86	LA	L, 3-23	Date	Site	Result
11-3-46	DET	L, 20-41	10-28-56	LA	W, 16-7	11-23-87	DET	L, 7-31	12-21-52	DET	W, 31-21
10-12-47	DET	L, 13-27	10-13-57	DET	W, 10-7	11-3-88	LA	L, 7-10	The Rams were located in Cleveland from 1937-45 and Los Angeles from 1946-94		
11-23-47	LA	L, 17-28	10-27-57	LA	L, 17-35	12-14-89	DET	W, 28-0			
9-22-48	LA	L, 7-44	10-12-58	DET	L, 28-42	12-14-70	LA	W, 28-23			
			10-26-58	LA	W, 41-24	11-14-71	DET	L, 13-21			



Tampa Bay Buccaneers

LIONS' ALL-TIME SINGLE-GAME BESTS VS. BUCCANEERS

Sunday, September 17 & Thursday, October 19

BUCCANEERS 2000 SCHEDULE

SEPT. 3	at New England
SEPT. 10	CHICAGO
SEPT. 17	at Detroit
SEPT. 24	NEW YORK JETS
OCT. 1	at Washington
OCT. 9	at Minnesota (Mon.)
OCT. 15	OPEN DATE
OCT. 19	DETROIT (Thu.)
OCT. 29	MINNESOTA
NOV. 5	at Atlanta
NOV. 12	GREEN BAY
NOV. 19	at Chicago
NOV. 26	BUFFALO
DEC. 3	DALLAS
DEC. 10	at Miami
DEC. 18	ST. LOUIS (Mon.)
DEC. 24	at Green Bay

1999 RESULTS (11-5)

NEW YORK GIANTS	L, 13-17
at Philadelphia	W, 19-5
DENVER	W, 13-10
at Minnesota	L, 14-21
at Green Bay	L, 23-26
CHICAGO	W, 6-3
at Detroit	L, 3-20
at New Orleans	W, 31-16
KANSAS CITY	W, 17-10
ATLANTA	W, 19-10
at Seattle	W, 16-3
MINNESOTA	W, 24-17
DETROIT	W, 23-16
at Oakland	L, 0-45
GREEN BAY	W, 29-10
at Chicago	W, 20-6

PLAYOFFS
WASHINGTON W, 14-13
 at St. Louis# L, 6-10
 # NFC Championship Game

PUBLIC RELATIONS
 Reggie Roberts/Carter Toole
 One Buccaneer Place
 Tampa, FL 33607
 (813) 870-2700

Most Rushing Attempts

Player	Att.	Date
1. Barry Sanders	237*	11/13/93
Barry Sanders	27	9/29/91
Barry Sanders	27	9/28/98

Most Rushing Yards

Player	Yds.	Date
1. Barry Sanders	237*	11/13/94
2. Barry Sanders	215	10/12/97
3. Barry Sanders	187	11/7/93
4. Barry Sanders	166	10/2/94
5. Barry Sanders	160	9/29/91

Most Rushing Touchdowns

Player	TD	Date
1. Barry Sanders	3	9/29/91

Most Passing Attempts

Player	Att.	Date
1. Scott Mitchell	50*	9/7/97
2. Eric Hipple	46	9/21/86
3. Gary Danielson	44	12/14/80
Gus Frocotte	44	12/5/99

Most Passing Completions

Player	Comp.	Date
1. Eric Hipple	31	9/21/86
2. Gary Danielson	29	12/14/80
3. Scott Mitchell	26	12/23/95

Most Passing Yards

Player	Yds.	Date
1. Gary Danielson	360	12/14/80
2. Scott Mitchell	352	12/23/95
3. Rodney Peete	323	9/27/92
4. Eric Hipple	318	9/21/86

Most Passes Intercepted

Player	Int.	Date
1. Todd Hons	3	10/4/87
2. Rusty Hilger	3	12/18/88

Most Touchdown Passes

Player	TD	Date
1. Rodney Peete	3	10/25/92

Most Receptions

Player	Rec.	Date
1. Jason Phillips	10	12/17/89
Brett Perriman	10	11/12/95
Herman Moore	10	12/23/95
4. Brett Perriman	9	9/27/92
Herman Moore	9	11/12/95
Herman Moore	9	9/29/96

Most Receiving Yards

Player	Yds.	Date
1. Fred Scott	148	11/11/79
2. Brett Perriman	135	12/23/95
3. Brett Perriman	127	11/10/91
4. Brett Perriman	125	11/12/95
5. Herman Moore	120	10/12/97

Most Receiving Touchdowns

Player	TD	Date
1. several players most recent		
Robert Clark	2	9/9/90

Interceptions

Player	Int.	Date
1. several players most recent		
Willie Clay	2	11/12/95

Most Points

Player	Pts.	Date
1. Barry Sanders	18	9/29/91
Barry Sanders	18	10/12/97

Most Touchdowns

Player	TD	Date
1. Barry Sanders	3	9/29/91
Barry Sanders	3	10/12/97

Most Field Goals

Player	FG	Date
1. Eddie Murray	4	12/17/89

2. Jason Hanson 3 9/27/92
Jason Hanson 3 11/7/93
Jason Hanson 3 12/23/95

Most Punts

Player	Punts	Date
1. Mark Royals	10	9/8/96

Most Punt Returns

Player	Ret.	Date
1. Ray Williams	8	12/14/80

Most Punt Return Yards

Player	Yds.	Date
1. Mel Gray	66	12/17/89

Most Kickoff Returns

Player	Ret.	Date
1. John Arnold	5	11/11/79
Herman Hunter	5	9/21/86

Most Kickoff Return Yards

Player	Yds.	Date
1. Terry Fair	136	9/28/98
2. Mel Gray	123	9/27/92

Longest Plays

Player	Yds.	Date
Rushing		
Barry Sanders	85	10/2/94
Passing		
Scott Mitchell-to-Brett Perriman	911	12/23/95
Kickoff Return		
Terry Fair	105*	9/28/99
Punt		
Jim Arnold	60	9/27/92
Punt Return		
Ray Williams	53	11/23/80
Interception Return		
Jack Christiansen	92*	11/1/53
Field Goal		
Eddie Murray	51	9/21/86

* Lions' Record

DETROIT VS. TAMPA BAY

Detroit's Record— Overall: 25-19-0; Home: 14-7-0; Silverdome: 14-7-0; Raymond James Stadium: 1-1-0

Date	Site	Result	10-14-84	DET	W(OT), 13-7	11-10-91	TB	L, 21-30	11-22-98	TB	W, 28-25
11-20-77	DET	W, 16-7	9-29-85	DET	W, 30-9	9-27-92	DET	L, 23-27	10-31-99	DET	W, 20-3
9-9-78	TB	W, 15-7	11-24-85	TB	L(OT), 16-19	10-25-92	TB	W, 38-7	12-12-99	TB	L, 16-23
11-12-78	DET	W, 34-23	9-21-86	DET	L, 20-24	10-3-93	DET	L, 10-27			
9-1-79	TB	L, 16-31	11-23-86	TB	W, 38-17	11-7-93	TB	W, 23-0			
11-11-79	DET	L, 14-16	10-4-87	DET	L, 27-31	10-2-94	TB	L, 14-24			
11-23-80	TB	W, 24-10	12-13-87	TB	W, 20-10	11-13-94	DET	W, 14-9			
12-14-80	DET	W, 27-14	11-13-88	DET	L, 20-23	11-12-95	DET	W, 27-24			
10-4-81	TB	L, 10-28	12-18-88	TB	L, 10-21	12-23-95	TB	W, 37-10			
12-20-81	DET	L, 17-20	10-15-89	TB	W, 17-16	9-8-96	DET	W, 21-6			
12-26-82	TB	L, 21-23	12-17-89	DET	W, 33-7	9-29-96	TB	W, 27-0			
9-4-83	TB	W, 11-0	9-9-90	TB	L, 21-38	9-7-97	DET	L, 17-24			
12-18-83	DET	W, 23-20	9-23-90	TB	L, 20-23	10-12-97	TB	W, 27-9			
9-16-84	TB	L, 17-21	9-29-91	DET	W, 31-3	9-28-98	DET	W, 27-6			

POST-SEASON (0-1)

Date	Site	Result
12-28-97	TB	L, 10-20

SERIES NOTES: DETROIT vs. TAMPA BAY

- In Detroit's 14-9 win at the Silverdome on November 13, 1994, Barry Sanders rushed for a franchise-record 237 yards (then-sixth-highest single-game total in NFL history). Sanders gained an NFL record 200 yards in the second half.
- Sanders made more history in Detroit's 27-9 win over the Buccaneers at Houlihan's Stadium on October 12, 1997. Sanders became the first player in NFL history to record two runs of 80 yards-or-more in the same game. He broke off an 80-yard scoring play late in the first quarter, and added an 82-yard touchdown romp in the third quarter and finished the day with 215 yards rushing on 24 carries.
- The series went 23 games during 1983-94 without either team winning more than two games in a row. The streak ended when Detroit claimed five wins in a row, starting on November 13, 1994 and continuing with season sweeps over the Bucs in 1995-96.
- The Lions are 14-7 in the series in the Silverdome, and 11-12 in Tampa (regular season)
- The two clubs met for the only time in the playoffs on December 28, 1997, with the Buccaneers coming away with a 20-10 win.

Tennessee Titans

LIONS' ALL-TIME SINGLE-GAME BESTS VS. TITANS

TITANS 2000 SCHEDULE

SEPT. 3	at Buffalo
SEPT. 10	KANSAS CITY
SEPT. 17	OPEN DATE
SEPT. 24	at Pittsburgh
OCT. 1	NEW YORK GIANTS
OCT. 8	at Cincinnati
OCT. 16	JACKSONVILLE
(Mon.)	
OCT. 22	at Baltimore
OCT. 30	at Washington (Mon.)
NOV. 5	PITTSBURGH
NOV. 12	BALTIMORE
NOV. 19	CLEVELAND
NOV. 26	at Jacksonville
DEC. 3	at Philadelphia
DEC. 10	CINCINNATI
DEC. 17	at Cleveland
DEC. 25	DALLAS (Mon.)

1998 RESULTS (13-3)

CINCINNATI	W, 36-35
CLEVELAND	W, 26-9
at Jacksonville	W, 20-19
at San Francisco	L, 22-24
BALTIMORE	W, 24-11
at New Orleans	W, 24-21
ST. LOUIS	W, 24-21
at Miami	L, 0-17
at Cincinnati	W, 24-14
PITTSBURGH	W, 16-10
at Cleveland	W, 33-21
at Baltimore	L, 14-41
OAKLAND	W, 21-14
ATLANTA	W, 30-17
JACKSONVILLE	W, 41-14
at Pittsburgh	W, 47-36

PUBLIC RELATIONS

Robbie Bohren/Gary Glenn
Baptist Sports Park
7640 Highway 70 South
Nashville, TN 37221
(615) 673-1500

Most Rushing Attempts

Player	Att.	Date
1. several players; most recent		
Barry Sanders	22	11/26/92

Most Rushing Yards

Player	Yds.	Date
1. Billy Sims	105	11/13/83

Most Rushing Touchdowns

Player	TD	Date
1. Steve Owens	2	10/17/71
James Jones	2	10/5/85
Barry Sanders	2	11/5/89

Most Passing Attempts

Player	Att.	Date
1. Scott Mitchell	36	12/10/95

Most Passing Completions

Player	Comp.	Date
1. Bill Munson	20	10/26/75

Most Passing Yards

Player	Yds.	Date
1. Scott Mitchell	283	12/10/95

Most Passes Intercepted

Player	Int.	Date
1. Eric Hipple	3	11/13/83

Most Touchdown Passes

Player	TD	Date
1. Erik Kramer	2	11/26/92
Scott Mitchell	2	12/10/95

Most Receptions

Player	Rec.	Date
1. Billy Sims	9	11/13/83

Most Receiving Yards

Player	Yds.	Date
1. Robert Clark	141	11/5/89

Most Receiving Touchdowns

Player	TD	Date
1. Herman Moore	2	12/10/95

Interceptions

Player	Int.	Date
1. Mike Johnson	2	12/10/95

Most Points

Player	Pts.	Date
several players; most recent		
1. Herman Moore	12	12/10/95

Most Touchdowns

Player	TD	Date
several players; most recent		
1. Herman Moore	2	12/10/95

Most Field Goals

Player	FG	Date
1. Errol Mann	2	10/26/75

Most Punts

Player	Punts	Date
1. Mike Black	6	10/5/86

Most Punt Returns

Player	Ret.	Date
1. Lem Barney	2	10/17/71
Pete Mandley	2	10/5/86

Most Punt Return Yards

Player	Yds.	Date
1. Pete Mandley	36	10/5/86

Most Kickoff Returns

Player	Ret.	Date
1. Walter Stanley	6	11/5/89

Most Kickoff Return Yards

Player	Yds.	Date
1. Ken Jenkins	112	11/13/83

Longest Plays

Player	Yds.	Date
Rushing		
Greg Landry	30	10/17/71

Passing

Erik Kramer-to-Herman Moore	77	11/26/92
-----------------------------	----	----------

Kickoff Return

Allen Williams	32	12/10/95
----------------	----	----------

Punt

Horman Weaver	63	10/17/71
---------------	----	----------

Punt Return

Willie Clay	28	12/10/95
-------------	----	----------

Interception Return

Lem Barney	28	10/17/71
------------	----	----------

Field Goal

Eddie Murray	48	10/5/86
--------------	----	---------

DETROIT VS. TENNESSEE

Detroit's Record— Overall: 3-4-0; Home: 1-1-0; Away: 2-3-0; Silverdome: 1-1-0; Adelphia Coliseum: 0-0-0

Date	Site	Result
10-17-71	Hou	W, 31-7
10-26-75	Hou	L, 8-24
11-13-83	Hou	L, 17-27
10-5-86	DET	W, 24-13
11-5-89	Hou	L, 35-31
11-26-92	DET	L, 21-24
12-10-95	Hou	W, 24-17

The Titans were located in Houston (known as the Oilers) from 1960-96 and known as the Tennessee Oilers from 1997-98.

SERIES NOTES: DETROIT vs. TENNESSEE

- The Oilers are one of only two teams that the Lions have never played outdoors, with Seattle being the others. All seven games have been played indoors, (five in the Houston Astrodome and two in the Silverdome).
- The Lions and Oilers have hooked up seven times in the regular season with Houston holding a 4-3 lead. The Lions were 2-3 in Houston and 1-1 in the Pontiac Silverdome.
- The teams first met on October 17, 1971 in Houston, with the Lions coming away with a 31-7 win.
- The Oilers have won four of the last six contests, but the Lions won the most recent game, a 24-17 victory at the Astrodome on December 10, 1995.
- In the last contest (December 10, 1995), QB Scott Mitchell set the Lions' all-time record for most touchdown passes in a season. Bobby Layne had previously owned the record (26 in 1951).
- The Oilers put a damper on Detroit's 1992 (November 26) Thanksgiving Day festivities with a come-from-behind 24-21 win over the Lions in the Silverdome. Lorenzo White's eight-yard touchdown scamper with 1:17 remaining sealed the Oilers' victory and ended Detroit's three-game Thanksgiving Day win streak.



Washington Redskins

LIONS' ALL-TIME SINGLE-GAME BESTS VS. REDSKINS

Sunday, September 10

REDSKINS 2000 SCHEDULE

SEPT. 3	CAROLINA
SEPT. 10	at Detroit
SEPT. 18	DALLAS (Mon.)
SEPT. 24	at New York Giants
OCT. 1	TAMPA BAY
OCT. 8	at Philadelphia
OCT. 15	BALTIMORE
OCT. 22	at Jacksonville
OCT. 30	TENNESSEE (Mon.)
NOV. 5	at Arizona
NOV. 12	OPEN DATE
NOV. 20	at St. Louis (Mon.)
NOV. 26	PHILADELPHIA
DEC. 3	NEW YORK GIANTS
DEC. 10	at Dallas
DEC. 16	at Pittsburgh (Sat)
DEC. 24	ARIZONA

1999 RESULTS (10-6)

DALLAS	L, 35-41(OT)
at New York Giants	W, 50-21
at New York Jets	W, 27-20
CAROLINA	W, 38-36
at Arizona	W, 24-16
at Dallas	L, 20-38
CHICAGO	W, 48-22
BUFFALO	L, 17-34
at Philadelphia	L, 28-35
NEW YORK GIANTS	W, 23-13
PHILADELPHIA	W, 20-17(OT)
at Detroit	L, 17-33
ARIZONA	W, 28-3
at Indianapolis	L, 21-24
at San Francisco	W, 26-20(OT)
MIAMI	W, 21-10

PLAYOFFS

DETROIT	W, 27-13
at Tampa Bay	L, 13-14

PUBLIC RELATIONS
 Doug Green
 21300 Redskin Park Drive
 Ashburn, VA 22011
 (703) 478-8900

Most Rushing Attempts

Player	Att.	Date
1. Joe Don Looney	22	10/3/65
2. Billy Sims	21	11/8/81

Most Rushing Yards

Player	Yds.	Date
1. Billy Sims	159	11/8/81
2. Barry Sanders	105	11/9/97
3. Barry Sanders	104	11/4/90

Most Rushing Touchdowns

Player	TD	Date
1. Billy Sims	2	11/8/81

Most Passing Attempts

Player	Att.	Date
1. Scott Mitchell	50*	10/22/95

Most Passing Completions

Player	Comp.	Date
1. Scott Mitchell	30	10/22/95

Most Passing Yards

Player	Yds.	Date
1. Scott Mitchell	327	10/22/95
2. Bobby Layne	310	9/30/51

Most Passes Intercepted

Player	Int.	Date
1. Bobby Layne	4	11/11/56
Milt Plum	4	10/3/65
Chuck Long	4	11/5/87

Most Touchdown Passes

Player	TD	Date
1. Scott Mitchell	3	10/22/95

Most Receptions

Player	Rec.	Date
1. Bill Swacki	10	9/30/51
Charlie Sanders	10	12/15/68
Herman Moore	10	10/22/95

Most Receiving Yards

Player	Yds.	Date
1. Fred Scott	156	11/8/81
2. Leonard Thompson	150	1/1/83#
3. Charlie Sanders	133	12/15/68
4. Germaine Crowell	122	12/5/99
4. Bill Swiak	121	9/30/51

Most Receiving Touchdowns

Player	TD	Date
1. several players	most recent	
Herman Moore	1	12/5/99

Interceptions

Player	Int.	Date
1. several players	most recent	
Stephen Boyd	1	12/5/00
Ron Rice	1	12/5/00

Most Points

Player	Pts.	Date
1. Jason Hanson	15	12/5/99
2. Benny Ricardo	13	10/8/78

Most Touchdowns

Player	TD	Date
1. Billy Sims	2	11/8/81

Most Field Goals

Player	FG	Date
1. Benny Ricardo	4	10/8/78
Jason Hanson	4	12/5/99
3. Jason Hanson	3	10/22/95

Most Punts

Player	Punts	Date
1. Herman Weaver	10	10/17/76

Most Punt Returns

Player	Ret.	Date
1. Alvin Hall	6	11/11/84

Most Punt Return Yards

Player	Yds.	Date
1. Glyn Milburn	69	11/9/97

Most Kickoff Returns

Player	Ret.	Date
1. Alvin Hall	6	11/8/81
Alvin Hall	6	1/8/83#

Most Kickoff Return Yards

Player	Yds.	Date
1. Mel Gray	134	11/12/92*

Longest Plays

Player	Yds.	Date
Rushing		
Horace King	52	10/8/78
Passing		
Bobby Layne-to-James Doran	70	11/11/56

Kickoff Return

Player	Yds.	Date
Mel Gray	55	11/12/92*

Punt Return

Player	Yds.	Date
Pat Studstill	69	10/3/65
Desmond Howard	68t	12/5/99

Interception Return

Player	Yds.	Date
Jason Hanson	52	9/20/92
Jason Hanson	52	12/5/99

Field Goal

Player	Yds.	Date
Jason Hanson	52	9/20/92
Jason Hanson	52	12/5/99

* Lions' record
 # Postseason Game

DETROIT VS. WASHINGTON

Detroit's Record— Overall: 9-24-0; Home: 7-7-0; Away: 2-17-0; Silverdome: 1-3-0; Fed-Ex Field: 0-1-0

Date	Site	Result
11-20-32	POR	W, 10-0
10-15-33	Bos	W, 13-0
10-17-34	DET	W, 24-0
10-13-35	Bos	W, 17-7
10-30-35	DET	W, 14-0
10-16-38	DET	L, 5-7
11-26-39	Was	L, 7-31
10-27-40	DET	L, 14-20
11-29-42	DET	L, 3-15
11-14-4	Was	L, 20-42
10-6-46	Was	L, 16-17
11-16-47	DET	W, 38-21
11-14-48	Was	L, 21-46

Date	Site	Result
9-30-51	DET	W, 35-17
11-11-56	Was	L, 17-18
10-3-65	DET	W, 14-10
12-15-68	Was	L, 3-14
10-11-70	Was	L, 10-31
11-22-73	DET	L, 0-20
10-17-76	Was	L, 7-20
10-8-78	DET	L, 19-21
9-9-79	DET	L, 24-27
11-8-81	Was	L, 31-33
10-23-83	Was	L, 17-38
11-11-84	Was	L, 14-28
10-13-85	Was	L, 3-24
11-15-87	Was	L, 13-20

Date	Site	Result
11-4-90	DET L(OT)	38-41
9-1-91	Was	L, 0-45
9-20-92	Was	L, 10-13
10-22-95	Was L(OT)	30-36
11-9-97	Was	L, 7-30
12-5-99	DET	W, 33-17

POST-SEASON (0-3)


Date	Site	Result
1-8-83	Was	L, 7-31
1-12-92#	Was	L, 10-41
1-8-00	Was	L, 13-27

NFC Championship Game

The Lions were located in Portsmouth from 1930-33. The Redskins were located in Boston from 1932-36

SERIES NOTES: DETROIT vs. WASHINGTON

- Detroit 33-17 victory over the Redskins December 5, 1999 at the Silverdome snapped a 16-game regular season losing streak against Washington that dated back to a 14-10 Lions win at Tiger Stadium October 3, 1965. The Redskins however rebounded when they defeated the Lions 27-13 January 8, 2000 in a 1999 Wild Card contest at FedEx Field.
- The Lions have never won a game in the Washington D.C. area, owning an overall record of 0-20 vs. the Redskins either at RFK Stadium (0-18) or at FedEx Field (0-2). Of those 20 games, three were postseason losses (0-2 at RKF Stadium and 0-1 at FedEx Field).
- The last time the Lions defeated the Redskins away from Michigan was October 13, 1935.
- The two teams have met twice in the playoffs, with the most recent game coming in the 1991 NFC Championship Game at RFK Stadium. The Redskins claimed a 41-10 win en route to winning Super Bowl XXVI two weeks later. The first post-season game between the two clubs was also played in RFK Stadium, on January 8, 1983, with the Redskins coming away with a 31-7 win. Washington also went on to win the Super Bowl that year.
- Including post-season games, 11 of the last 13 contests between the two teams have been played away from Detroit — either at RFK Stadium or FedEx Field.
- The Lions held a 3-0-0 mark against the Redskins when they played in Boston, including two victories in 1935 en route to the NFL Championship.



Year-By-Year Results



Lions' Preseason Results

1949 (3-2-0)

vs. N.Y. Bulldogs at Hershey	W	21-10
vs. Pittsburgh at Roanoke	W	41-21
vs. Philadelphia at New Orleans	L	14-45
vs. Washington at Denver	L	7-31
vs. N.Y. Giants at Minneapolis	W	21-6

1950 (2-3-0)

at Pittsburgh	L	14-17
vs. Cleveland at Akron	L	14-35
vs. Washington at Dallas	L	24-28
vs. Philadelphia at Little Rock	W	49-24
vs. Chicago Cards at Birmingham	W	24-16

1951 (4-1-1)

vs. N.Y. Giants at Dallas	W	31-21
vs. Philadelphia at Shreveport	T	17-17
vs. Washington at Amarillo	L	7-10
CLEVELAND	W	21-20
vs. Chicago Cards at San Antonio	W	21-7
vs. NY Yanks at Houston	W	28-14

1952 (6-0-0)

vs. Chicago Cards at Amarillo	W	28-13
vs. Philadelphia at Little Rock	W	7-3
N.Y. GIANTS	W	33-17
vs. Cleveland at Syracuse	W	28-21
at Dallas	W	21-14
vs. Washington at Norman	W	45-7

1953 (4-1-1)

vs. All-Stars at Chicago	W	24-10
vs. Pittsburgh at Syracuse	W	16-13
vs. NY Giants at Dallas	W	38-7
CLEVELAND	T	24-24
vs. Washington at Buffalo	W	31-7
at Philadelphia	L	17-28

1954 (6-0-0)

vs. All-Stars at Chicago	W	31-6
at Philadelphia	W	17-14
WASHINGTON	W	37-7
vs. NY Giants at Norman	W	28-13
vs. Cleveland at Dallas	W	56-31
vs. Pittsburgh at Buffalo	W	42-14

1955 (4-2-0)

vs. Philadelphia at Dallas	L	8-14
vs. Washington at Mobile	W	17-14
vs. Chicago Cards at St. Louis	L	16-17
vs. Pittsburgh at Miami	W	24-0
at Cleveland	W	19-3
N.Y. GIANTS	W	27-17

1956 (4-2-0)

vs. Pittsburgh at Toledo	W	20-15
vs. Chicago Cards at Mobile	L	17-20
vs. Philadelphia at Miami	W	31-14
CLEVELAND	W	17-0
vs. Cleveland at Akron	W	31-14
vs. Washington at Buffalo	L	17-19

1957 (3-3-0)

CLEVELAND	W	20-10
vs. Philadelphia at Toledo	W	34-27
vs. Washington at Birmingham	W	31-14
vs. Pittsburgh at Buffalo	L	14-20
at Cleveland	L	7-23
N.Y. GIANTS	L	0-17

1958 (3-3-0)

vs. All-Stars at Chicago	L	19-35
CLEVELAND	W	17-7
N.Y. GIANTS	W	24-17
vs. Chicago Bears at Dallas	W	24-17
vs. Philadelphia at Norman	L	24-31
at Cleveland	L	7-41

1959 (4-2-1)

vs. Los Angeles at Boulder	T	20-20
vs. Chicago Cards at Norman	L	19-21
vs. Cleveland at Akron	W	9-3
N.Y. GIANTS	L	0-38
vs. Philadelphia at Toledo	W	35-24
CLEVELAND	W	31-28
WASHINGTON	W	31-14

1960 (2-3-1)

CLEVELAND	L	14-28
vs. St. Louis at Toledo	W	24-21
PITTSBURGH	W	13-7
vs. Philadelphia at Norman	L	10-40
vs. NY Giants at New Haven	T	16-16
at Cleveland	L	10-14

1961 (4-1-0)

CLEVELAND	W	35-7
at Pittsburgh	W	17-14
PHILADELPHIA	L	14-23
ST. LOUIS	W	20-7
at Cleveland	W	35-17

1962 (4-1-0)

CLEVELAND	L	14-17
vs. Dallas at Cleveland	W	35-24
PITTSBURGH	W	26-20
vs. St. Louis at Omaha	W	19-14
at St. Louis	W	14-0

YEAR BY YEAR

1963 (2-3-0)			1971 (3-3-0)		
CLEVELAND	W	24-10	vs. New York Jets at Tampa	W	28-24
vs. New York at Cleveland	L	21-24	CINCINNATI	L	24-31
vs. St. Louis at Omaha	W	22-17	vs. Baltimore at Ann Arbor	W	23-20
PITTSBURGH	L	7-22	at Miami	L	24-28
vs. Dallas at New Orleans	L	17-27	BUFFALO	L	17-31
			at Philadelphia	W	49-10
1964 (3-1-1)			1972 (4-2-0)		
vs. Washington at Charlotte	W	28-27	MIAMI	W	31-23
BALTIMORE	T	28-28	at Cincinnati	L	28-30
at Philadelphia	W	17-13	vs. Cleveland at Ann Arbor	W	34-7
CLEVELAND	L	14-35	WASHINGTON	W	23-10
vs. New York at Cleveland	W	24-10	vs. Baltimore at Tampa	W	24-17
			at New England	L	30-34
1965 (1-4-0)			1973 (4-2-0)		
at Philadelphia	L	17-20	at Washington	W	17-14
BALTIMORE	L	3-23	at Kansas City	W	17-16
CLEVELAND	L	14-28	vs. Baltimore at Memphis	L	28-32
vs. New York at Cleveland	W	25-21	CINCINNATI	L	10-17
vs. Washington at Canton	L	3-20	at Cleveland	W	16-13
			NEW ENGLAND	W	34-21
1966 (0-4-1)			1974 (2-4-0)		
vs. Minnesota at New Orleans	T	6-6	at Kansas City	L	12-20
ST. LOUIS	L	14-28	at Baltimore	W	6-3
vs. New York at New Haven	L	7-17	OAKLAND	L	10-41
vs. Dallas at Tulsa	L	10-20	at Cincinnati	L	14-27
BALTIMORE	L	0-20	at Buffalo	L	7-28
			CLEVELAND	W	21-7
1967 (3-2-0)			1975 (2-4-0)		
at Denver	L	7-13	vs. Oakland at Berkeley	L	0-34
BUFFALO	W	19-17	at Miami	L	14-20
at San Diego	W	38-17	KANSAS CITY	W	27-24
BALTIMORE	L	5-14	at Washington	L	13-34
at St. Louis	W	21-7	CINCINNATI	L	14-22
			at Cleveland	W	27-24
1968 (2-3-0)			1976 (3-4-0)		
at Buffalo	L	9-13	vs. Denver at Canton	L	7-10
at Philadelphia	W	20-3	BUFFALO	W	20-17
BALTIMORE	W	14-7	MAIMI	L	21-30
at Washington	L	10-16	at Cincinnati	L	14-26
vs. New York Jets at Cleveland	L	6-9	vs. Dallas at Memphis	L	16-36
			at Kansas City	W	23-21
1969 (5-1-0)			1977 (3-3-0)		
at Kansas City	L	13-38	KANSAS CITY	W	17-0
BUFFALO	W	24-12	at Buffalo	L	10-17
vs. Boston at Montreal	W	22-9	CINCINNATI	L	13-17
vs. Washington at Tampa	W	21-20	at Seattle	W	16-14
vs. Philadelphia at Raleigh	W	23-21	at Baltimore	L	10-21
NEW ORLEANS	W	42-7	CLEVELAND	W	24-20
1970 (4-2-0)			1978 (2-2-0)		
KANSAS CITY	L	17-30	BUFFALO	W	28-20
at Buffalo	W	22-6	at Cincinnati	W	14-10
at New Orleans	W	31-17	at Cleveland	L	10-14
PHILADELPHIA	W	31-7	BALTIMORE	L	7-13
vs. Baltimore at Raleigh	L	14-20			
at Cincinnati	W	31-14			



YEAR BY YEAR

DETROIT LIONS

1979 (2-2-0)

CINCINNATI	L	28-40
at Buffalo	W	34-13
CLEVELAND	W	21-10
at Baltimore	L	7-17

1980 (3-1-0)

at Miami	L	7-17
BUFFALO	W	24-17
NEW ORLEANS	W	40-17
at Cincinnati	W	15-10

1981 (1-3-0)

at Buffalo	W	21-14
CINCINNATI	L	20-30
MIAMI	L	27-31
at New Orleans	L	17-20 (OT)

1982 (2-2-0)

CLEVELAND	L	16-17
OAKLAND	W	30-16
at Cincinnati	W	27-23
at Buffalo	L	10-13

1983 (2-2-0)

at Philadelphia	L	17-21
at Kansas City	W	17-13
BUFFALO	L	16-17
CINCINNATI	W	34-7

1984 (2-2-0)

PHILADELPHIA	W	17-14
SEATTLE	L	24-28
at Buffalo	W	17-12
at Cincinnati	L	14-35

1985 (1-2-1)

BUFFALO	T	10-10
at Seattle	L	3-28
CINCINNATI	W	31-17
at Philadelphia	L	16-20

1986 (2-2-0)

PHILADELPHIA	L	9-17
SEATTLE	W	30-27
at Indianapolis	L	13-20
at Cincinnati	W	30-20

1987 (2-2-0)

INDIANAPOLIS	L	19-22
CINCINNATI	W	23-9
at Seattle	L	10-38
at Philadelphia	W	36-3

1988 (0-4)

at Cleveland	L	10-13
SEATTLE	L	13-16 (OT)
at Cincinnati	L	7-24
PHILADELPHIA	L	9-27

1989 (0-4)

CLEVELAND	L	24-25
CINCINNATI	L	3-35
at Seattle	L	7-13
at L.A. Rams	L	14-24

1990 (4-0)

at Houston	W	34-10
BUFFALO	W	24-13
KANSAS CITY	W	35-21
at Cincinnati	W	26-24

1991 (2-3)

vs Denver at Canton, Ohio	W	14-3
CINCINNATI	W	24-20
at Buffalo	L	16-21
at Kansas City	L	14-38
PITTSBURGH	L	3-16

1992 (1-3)

HOUSTON	L	7-17
at Buffalo	L	24-30
NEW ENGLAND	W	42-9
at Cincinnati	L	17-34

1993 (4-0-1)

BUFFALO	W	14-7
vs Dallas at London, England	T	10-10
at Houston	W	24-20
CINCINNATI	W	30-7
at New Orleans	W	17-16

1994 (2-2)

N.Y. JETS	W	26-13
at Cleveland	L	7-16
ARIZONA	W	24-16
at Cincinnati	L	14-38

1995 (3-1)

at New England	W	30-17
JACKSONVILLE	W	19-3
CINCINNATI	W	20-13
at New Orleans	L	10-24

1996 (3-1)

NEW ORLEANS	L	22-23
WASHINGTON	W	34-25
at Houston	W	34-23
at Cincinnati	W	24-17

1997 (1-3)

ATLANTA	W	20-17
CINCINNATI	L	23-27
at Pittsburgh	L	20-28
at Indianapolis	L	3-16

1998 (1-3)

ARIZONA	W	13-10
ATLANTA	L	3-7
at Cincinnati	L	19-33
at Indianapolis	L	17-20

1999 (1-3)

at Atlanta	L	31-35
CINCINNATI	W	16-0
at Miami	L	10-31
ST. LOUIS	L	6-17

Year-By-Year Results

OT Overtime *HOME GAME (M) Milwaukee # Silverdome sellout



Detroit's first team - The 1934 Lions

1 9 3 4

TEAM STATISTICS

	Detroit	(Avg.)	Opp.	(Avg.)
TOTAL YARDS	3510	270.0	1960	150.8
RUSHING YARDS	2763	212.5		
PASSING YARDS	747	57.5		
POINTS SCORED	238	18.3	59	4.5

LION LEADERS

RUSHING Dutch Clark - 122 att. - 763 yards
PASSING Dutch Clark - 49 att. - 23 comp. - 383 yards
RECEIVING Harry Ebding - 9 rec. - 257 yards
SCORING Dutch Clark - 73 points (8 TD's, 4 FG's, 13 PAT's)

HONOR ROLL

ALL-LEAGUE George Christensen (T), Earl "Dutch" Clark (QB)

1934 RESULTS (10-3-0) 2ND

George "Potsy" Clark, Coach

Date	Opponent	Crowd	W-L-T	Score
9-23	New York	12,000*	W	9-0
9-30	Chi. Cardinals	18,000	W	6-0
10-7	Green Bay	7,500	W	3-0
10-14	Philadelphia	9,860	W	10-0
10-17	Boston	12,000*	W	24-0
10-22	Brooklyn	11,000*	W	28-0
10-28	Cin.-St. Louis	4,800	W	38-0
11-4	Pittsburgh	6,000*	W	40-7
11-11	Chi. Cardinals	11,000*	W	17-13
11-18	Cin.-St. Louis	15,000*	W	40-7
11-25	Green Bay	12,000*	L	0-3
11-29	Chi. Bears	26,000*	L	16-19
12-2	Chi. Bears	34,412	L	7-10

1934 NFL STANDINGS

Western Division

	W	L	T	Pct.
Chicago Bears	13	0	0	1.000
DETROIT	10	3	0	.769
Green Bay	7	6	0	.538
Chicago Cardinals	5	8	0	.454
St. Louis	1	10	0	.090

Eastern Division

	W	L	T	Pct.
New York	8	5	0	.615
Boston	6	6	0	.500
Brooklyn	4	7	0	.363
Philadelphia	4	7	0	.363
Pittsburgh	2	10	0	.166

New York defeated Bears, 30-13, for World Championship.

IN 1934: The Dionne sisters, the first quintuplets to survive beyond infancy, were born in Canada.



1935

TEAM STATISTICS

	Detroit	(Avg.)	Opp.	(Avg.)
TOTAL YARDS	2756	229.7	2023	168.6
RUSHING YARDS	1773	147.8		
PASSING YARDS	920	76.7		
POINTS SCORED	191	15.9	111	9.3

LION LEADERS

RUSHING	Ernie Caddel - 87 att. - 450 yards
PASSING	Bill Shepherd - 64 att. - 28 comp. - 417 yards
RECEIVING	Ernie Caddel - 10 rec. - 171 yards
SCORING	Dutch Clark - 55 points (6 TD's, 1 FG, 16 PAT's)

HONOR ROLL

ALL-LEAGUE Ernie Caddel (G), Earl "Dutch" Clark (QB)

1935 RESULTS (7-3-2) 1ST

George "Potsy" Clark, Coach

Date	Opponent	Crowd	W-L-T	Score
9-20	Philadelphia	12,000*	W	35-0
9-29	Chi. Cardinals	8,200*	T	10-10
10-6	Brooklyn	12,000	L	10-12
10-13	Boston	18,737	W	17-7
10-20	Green Bay (M)	9,500	L	9-13
10-30	Boston	17,000*	W	14-0
11-3	Chi. Cardinals	5,000	W	7-6
11-10	Green Bay	1,200	L	7-31
11-17	Green Bay	12,000*	W	20-10
11-24	Chi. Bears	14,624	T	20-20
11-28	Chi. Bears	18,000*	W	14-2
12-1	Brooklyn	15,000*	W	28-0

World Championship

12-15	New York	15,000*	W	26-7
-------	----------	---------	---	------

1935 NFL STANDINGS

Western Division

	W	L	T	Pct.
DETROIT	7	3	2	.700
Green Bay	8	4	0	.666
Chicago Cardinals	6	4	2	.600
Chicago Bears	6	4	2	.600

Eastern Division

	W	L	T	Pct.
New York	9	3	0	.750
Brooklyn	5	6	1	.454
Pittsburgh	4	8	0	.333
Boston*	2	8	1	.200
Philadelphia*	2	9	0	.181

DETROIT defeated New York, 26-7, for World Championship. *One game canceled.

IN 1935: President Roosevelt opens second phase of New Deal, calling for social security, better housing, equitable taxation and farm assistance.

1936

TEAM STATISTICS

	Detroit	(Avg.)	Opp.	(Avg.)
TOTAL YARDS	3703	308.6	2489	207.4
RUSHING YARDS	2885	240.4		
PASSING YARDS	818	68.2		
POINTS SCORED	235	19.6	102	8.5

LION LEADERS

RUSHING	Ernie Caddel - 87 att. - 450 yards
PASSING	Dutch Clark - 71 att. - 38 comp. - 467 yards
RECEIVING	Ernie Caddel - 19 rec. - 150 yards
SCORING	Dutch Clark - 73 points (7 TD's, 4 FG's, 19 PAT's)

HONOR ROLL

ALL-LEAGUE Earl "Dutch" Clark (QB), Ox Emerson (G)

1936 RESULTS (8-4-0) 3RD

George "Potsy" Clark, Coach

Date	Opponent	Crowd	W-L-T	Score
9-27	Chi. Cardinals	15,000*	W	39-0
10-11	Philadelphia	15,000	W	23-0
10-14	Brooklyn	8,000	W	14-7
10-18	Green Bay	13,500	L	18-20
10-25	Chi. Bears	27,424	L	10-12
11-1	New York	25,000	L	7-14
11-8	Pittsburgh	20,000*	W	26-3
11-15	New York	20,000*	W	38-0
11-22	Chi. Cardinals	7,579	W	14-7
11-26	Chi. Bears	22,000*	W	13-7
11-29	Green Bay	22,000*	L	17-26
12-6	Brooklyn	10,000*	W	14-6

1936 NFL STANDINGS

Western Division

	W	L	T	Pct.
Green Bay	10	1	1	.909
Chicago Bears	9	3	0	.750
DETROIT	8	4	0	.666
Chicago Cardinals	3	8	1	.272

Eastern Division

	W	L	T	Pct.
Boston	7	5	0	.583
Pittsburgh	6	6	0	.500
New York	5	6	1	.455
Brooklyn	3	8	1	.273
Philadelphia	1	11	0	.064

Green Bay defeated Boston, 21-6, for World Championship.

IN 1936: American Eugene O'Neill wins the Nobel Prize for Literature.

YEAR BY YEAR

1937

TEAM STATISTICS

	Detroit	(Avg.)	Opp.	(Avg.)
TOTAL YARDS	2707	246.1	2102	191.1
RUSHING YARDS	2074	188.5		
PASSING YARDS	633	57.5		
POINTS SCORED	180	16.4	105	9.5

LION LEADERS

RUSHING Dutch Clark - 96 att. - 468 yards
 PASSING Bill Shepherd - 46 att. - 19 comp. - 297 yards
 RECEIVING Ernie Caddel - 9 rec. - 80 yards
 SCORING Dutch Clark - 45 points (6 TD's, 1 FG, 6 PAT's)

HONOR ROLL

ALL-LEAGUE Earl "Dutch" Clark (QB)

1937 RESULTS (7-4-0) 3RD

Earl "Dutch" Clark, Coach				
Date	Opponent	Crowd	W-L-T	Score
9-10	Cleveland	24,800	W	28-0
9-19	Chi. Cardinals	17,000*	W	16-7
10-3	Green Bay	17,553	L	6-26
10-10	Pittsburgh	16,000*	W	7-3
10-17	Brooklyn	18,000*	W	30-0
10-24	Chi. Bears	34,530	L	20-28
10-31	Green Bay	23,000*	L	13-14
11-7	Cleveland	15,500*	W	27-7
11-14	New York	35,000	W	17-0
11-21	Chi. Cardinals	8,576	W	16-7
11-25	Chi. Bears	24,173*	L	0-13

1937 NFL STANDINGS

Western Division

	W	L	T	Pct.
Chicago Bears	9	1	1	.900
Green Bay	7	4	0	.636
DETROIT	7	4	0	.636
Chicago Cardinals	5	5	1	.500
Cleveland	1	10	0	.091

Eastern Division

	W	L	T	Pct.
Washington	8	3	0	.727
New York	6	3	2	.667
Pittsburgh	4	7	0	.364
Brooklyn	3	7	1	.300
Philadelphia	2	8	1	.200

Washington defeated Bears, 28-21, for World Championship.

IN 1937: Amelia Earhart reported lost somewhere over the Pacific on around-the-world flight.

1938

TEAM STATISTICS

	Detroit	(Avg.)	Opp.	(Avg.)
TOTAL YARDS	2640	240.0	2199	199.9
RUSHING YARDS	1893	172.1		
PASSING YARDS	747	67.9		
POINTS SCORED	119	10.8	108	9.8

LION LEADERS

RUSHING Bill Shepherd - 100 att. - 455 yards
 PASSING Vern Huffman - 85 att. - 27 comp. - 382 yards
 RECEIVING Lloyd Cardwell - 9 rec. - 138 yards
 SCORING Lloyd Cardwell - 30 points (5 TD's)

HONOR ROLL

ALL-LEAGUE Lloyd Cardwell (HB)

1938 RESULTS (7-4-0) 2ND

Earl "Dutch" Clark, Coach				
Date	Opponent	Crowd	W-L-T	Score
9-9	Pittsburgh	17,000*	W	16-7
10-2	Cleveland	8,012	L	17-21
10-9	Green Bay	21,968	W	17-7
10-18	Washington	42,855*	L	5-7
10-23	Chi. Cardinals	17,917*	W	10-0
10-30	Chi. Bears	24,356	W	13-7
11-8	Cleveland	30,140*	W	6-0
11-13	Green Bay	45,139*	L	7-28
11-20	Chi. Cardinals	8,279	W	7-3
11-24	Chi. Bears	26,200*	W	14-7
12-4	Philadelphia	19,000*	L	7-21

1938 NFL STANDINGS

Western Division

	W	L	T	Pct.
Green Bay	8	3	0	.727
DETROIT	7	4	0	.636
Chicago Bears	6	5	0	.545
Cleveland	4	7	0	.364
Chicago Cardinals	2	9	0	.162

Eastern Division

	W	L	T	Pct.
New York	8	2	1	.800
Washington	6	3	2	.666
Brooklyn	4	4	3	.500
Philadelphia	5	6	0	.455
Pittsburgh	2	9	0	.182

New York defeated Green Bay, 23-17, for World Championship.

IN 1938: Douglas "Wrong Way" Corrigan makes trans-Atlantic flight from New York to Dublin.



1939

TEAM STATISTICS

	Detroit	(Avg.)	Opp.	(Avg.)
TOTAL YARDS	2905	264.1	2603	236.6
RUSHING YARDS	1487	135.2		
PASSING YARDS	1357	123.4		
POINTS SCORED	145	13.2	150	13.6

LION LEADERS

RUSHING Bill Shepherd - 85 att. - 420 yards
PASSING Dwight Sloan - 102 att. - 45 comp. - 658 yards
RECEIVING Monk Moscrip - 14 rec. - 176 yards
SCORING Chuck Hanneman - 29 points (2 TD's, 4 FG's, 5 PAT's)

1939 RESULTS (6-5-0) 3RD

Gus Henderson, Coach

Date	Opponent	Crowd	W-L-T	Score
9-10	Chi. Cardinals	15,075*	W	21-13
9-24	Brooklyn	15,515*	W	27-7
10-1	Chi. Cardinals	11,000	W	17-3
10-15	Cleveland	30,096*	W	15-7
10-22	Green Bay	22,558	L	7-26
10-29	Chi. Bears	30,903	W	10-0
11-5	New York	47,492*	W	18-14
11-12	Chi. Bears	42,684*	L	13-23
11-19	Cleveland	28,142	L	3-14
11-26	Washington	36,183	L	7-31
12-3	Green Bay	30,699*	L	7-12

1939 NFL STANDINGS

Western Division

	W	L	T	Pct.
Green Bay	9	2	0	.618
Chicago Bears	8	3	0	.727
DETROIT	6	5	0	.545
Cleveland	5	5	1	.500
Chicago Cardinals	1	10	0	.091

Eastern Division

	W	L	T	Pct.
New York	9	1	1	.900
Washington	8	2	1	.600
Brooklyn	4	6	1	.400
Philadelphia	1	9	1	.100
Pittsburgh	1	9	1	.100

Green Bay defeated New York, 27-0, for World Championship.

IN 1939: Einstein writes FDR about feasibility of the atomic bomb.

1940

TEAM STATISTICS

	Detroit	(Avg.)	Opp.	(Avg.)
TOTAL YARDS	2634	239.5	2357	214.3
RUSHING YARDS	1457	132.5		
PASSING YARDS	1177	107.0		
POINTS SCORED	138	12.5	153	13.9

LION LEADERS

RUSHING Whizzer White - 146 att. - 514 yards
PASSING Whizzer White - 80 att. - 35 comp. - 461 yards
RECEIVING Lloyd Cardwell - 20 rec. - 349 yards
SCORING Whizzer White - 32 points (5 TD's, 2 PAT's)

HONOR ROLL

ALL-LEAGUE: Byron "Whizzer" White (HB), John Wiethe (G)

1940 RESULTS (5-5-1) 3RD

George "Potsy" Clark, Coach

Date	Opponent	Crowd	W-L-T	Score
9-15	Chi. Cardinals	18,048	T	0-0
9-22	Pittsburgh	15,310*	L	7-10
9-29	Cleveland	15,347*	W	6-0
10-6	Chi. Cardinals	20,619*	W	43-14
10-13	Chi. Bears	34,217	L	0-7
10-20	Green Bay	21,001	W	23-14
10-27	Washington	28,909*	L	14-20
11-3	Cleveland	18,881	L	0-24
11-10	Chi. Bears	21,735*	W	17-14
11-17	Philadelphia	6,327	W	21-0
11-24	Green Bay	26,019*	L	7-50

1940 NFL STANDINGS

Western Division

	W	L	T	Pct.
Chicago Bears	8	3	0	.727
Green Bay	6	4	1	.600
DETROIT	5	5	1	.500
Cleveland	4	6	1	.400
Chicago Cardinals	2	7	2	.222

Eastern Division

	W	L	T	Pct.
Washington	9	2	0	.816
Brooklyn	8	3	0	.727
New York	6	4	1	.600
Pittsburgh	2	7	2	.222
Philadelphia	1	10	0	.100

Bears defeated Washington, 73-0, for World Championship.

IN 1940: Franklin D. Roosevelt defeats Wendell Willkie in the U.S. Presidential election.

YEAR BY YEAR

1941

TEAM STATISTICS

	Detroit	(Avg.)	Opp.	(Avg.)
TOTAL YARDS	1843	167.5	3021	274.6
RUSHING YARDS	975	88.6		
PASSING YARDS	854	77.6		
POINTS SCORED	121	11.0	195	17.7

LION LEADERS

RUSHING	Whizzer White - 89 att. - 238 yards
PASSING	Whizzer White - 62 att. - 22 comp. - 338 yards
RECEIVING	Bill Fisk - 9 rec. - 140 yards
SCORING	Whizzer White - 24 points (6 TD's)

1941 RESULTS (4-6-1) 3RD

William "Bill" Edwards, Coach

Date	Opponent	Crowd	W-L-T	Score
9-14	Green Bay	16,734	L	0-23
9-21	Brooklyn	18,269	L	7-14
9-27	Chi. Cardinals	15,458	T	14-14
10-14	Cleveland	26,481*	W	17-7
10-19	Chi. Bears	29,980	L	0-49
10-26	Green Bay	30,269*	L	7-24
11-2	Cleveland	10,554	W	14-0
11-9	New York	27,875	L	13-20
11-16	Philadelphia	16,306*	W	21-17
11-23	Chi. Bears	28,657*	L	7-24
11-30	Chi. Cardinals	17,501*	W	21-3

1941 NFL STANDINGS

Western Division

	W	L	T	Pct.
Chicago Bears*	10	1	0	.909
Green Bay	10	1	0	.909
DETROIT	4	6	1	.400
Chicago Cardinals	3	7	1	.300
Cleveland	2	9	0	.182

Eastern Division

	W	L	T	Pct.
New York	8	3	0	.727
Brooklyn	7	4	0	.636
Washington	6	5	0	.545
Philadelphia	2	8	1	.200
Pittsburgh	1	9	1	.100

*Bears defeated Green Bay, 33-14, in divisional playoff.
Bears defeated New York, 37-9, for World Championship.

IN 1941: Japanese surprise attack on U.S. fleet at Pearl Harbor brings the United States into World War II.

1942

TEAM STATISTICS

	Detroit	(Avg.)	Opp.	(Avg.)
TOTAL YARDS	2206	200.5	3083	280.3
RUSHING YARDS	1261	114.6		
PASSING YARDS	885	80.5		
POINTS SCORED	38	3.5	263	23.9

LION LEADERS

RUSHING	Mickey Sanzotta - 71 att. - 268 yards
PASSING	Harry Hopp - 68 att. - 20 comp. - 258 yards
RECEIVING	Bill Fisk - 15 rec. - 177 yards
SCORING	Elmer Hackney - 12 points (2 TD's)

1942 RESULTS (0-11-0) 5TH

William "Bill" Edwards, Coach

Date	Opponent	Crowd	W-L-T	Score
9-20	Chi. Cardinals	14,742	L	0-13
9-27	Cleveland	14,646*	L	0-14
10-4	Brooklyn	12,598*	L	7-28
John Karcis, Coach				
10-11	Green Bay (M)	19,500	L	7-38
10-18	Chi. Cardinals	14,100*	L	0-7
10-25	Green Bay	19,097*	L	7-28
11-1	Chi. Bears	12,205	L	0-16
11-8	Pittsburgh	16,675*	L	7-35
11-15	Cleveland	4,029	L	7-27
11-22	Chi. Bears	17,348*	L	0-42
11-29	Washington	6,044*	L	3-15

1942 NFL STANDINGS

Western Division

	W	L	T	Pct.
Chicago Bears	11	0	0	1.000
Green Bay	8	2	1	.800
Cleveland	5	6	0	.455
Chicago Cardinals	3	8	0	.273
DETROIT	0	11	0	.000

Eastern Division

	W	L	T	Pct.
Washington	10	1	0	.909
Pittsburgh	7	4	0	.636
New York	5	5	1	.500
Brooklyn	3	8	0	.273
Philadelphia	2	9	0	.162

Washington defeated Bears, 14-6, for World Championship.

1942: Enrico Fermi achieves nuclear chain reaction.



1 9 4 3

TEAM STATISTICS

	Detroit	(Avg.)	Opp.	(Avg.)
TOTAL YARDS	2408	240.8	2837	283.7
RUSHING YARDS	817	81.7		
PASSING YARDS	1290	129.0		
POINTS SCORED	178	17.8	238	23.8

LION LEADERS

RUSHING	Frank Sinkwich - 93 att. - 266 yards.
PASSING	Frank Sinkwich - 126 att. - 50 comp. - 699 yards
RECEIVING	Harry Hopp - 17 rec. - 229 yards
SCORING	Harry Hopp - 54 points (6 TD's)

1943 RESULTS (3-6-1) 3RD

Charles "Gus" Dorais, Coach

Date	Opponent	Crowd	W-L-T	Score
9-19	Chi. Cardinals	23,408*	W	35-17
9-26	Brooklyn	23,768*	W	27-20
10-3	Chi. Bears	48,118*	L	21-27
10-10	Green Bay	21,395	L	14-35
10-17	Chi. Cardinals	15,072	W	7-0
10-24	Green Bay	41,463*	L	6-27
10-31	Chi. Bears	25,187	L	14-35
11-7	New York	16,992*	T	0-0
11-14	Washington	35,540	L	20-42
11-21	Phil.-Pitt.	23,338	L	34-35

Western Division

	W	L	T	Pct.
Chicago Bears	8	1	1	.899
Green Bay	7	2	1	.778
DETROIT	3	6	1	.333
Chicago Cardinals	0	10	0	.000

1943 NFL STANDINGS

Eastern Division

	W	L	T	Pct.
Washington*	6	3	1	.667
New York	6	3	1	.667
Phil.-Pitt.	5	4	1	.555
Brooklyn	2	8	0	.200

*Washington defeated New York, 28-0, in divisional playoff.
Bears defeated Washington, 41-21, for World Championship.

IN 1943: "Oklahoma" opens on Broadway, beginning a run of 2,377 performances.

1 9 4 4

TEAM STATISTICS

	Detroit	(Avg.)	Opp.	(Avg.)
TOTAL YARDS	2655	265.5	2673	267.3
RUSHING YARDS	1141	114.1		
PASSING YARDS	1475	147.5		
POINTS SCORED	216	21.6	151	15.1

LION LEADERS

RUSHING	Frank Sinkwich - 150 att. - 563 yards - 6 TD's
PASSING	Frank Sinkwich - 148 att. - 58 comp. - 1060 yards - 12 TD's - 20 INT's
RECEIVING	Jack Matheson - 23 rec. - 361 yards - 3 TD's
SCORING	Frank Sinkwich - 66 points (6 TD's, 2 FG's, 24 PAT's)
PUNT RET	Frank Sinkwich - 11 ret. - 148 yards - 13.5 avg.
KO RET	Arthur Van Tone - 9 ret. - 227 yards - 25.2 avg. - 1 TD
PUNTING	Frank Sinkwich - 45 punts - 1845 yards - 41.0 avg.
INT's	Alex Wojciechowicz - 7 INT's - 88 yards

1944 RESULTS (6-3-1) 2ND

Charles "Gus" Dorais, Coach

Date	Opponent	Crowd	W-L-T	Score
10-1	Green Bay (M)	18,556	L	6-27
10-8	Brooklyn	15,702	W	19-14
10-15	Cleveland	21,115*	L	17-20
10-22	Chi. Bears	23,835*	T	21-21
10-29	Green Bay	30,844*	L	0-14
11-5	Card.-Pitt.	17,743	W	27-6
11-12	Card.-Pitt.	13,239*	W	21-7
11-19	Chi. Bears	21,960*	W	41-21
11-26	Cleveland	7,462	W	26-14
12-3	Boston	15,027*	W	38-7

HONOR ROLL

ALL-LEAGUE: Frank Sinkwich (HB)

Western Division

	W	L	T	Pct.
Green Bay	8	2	0	.800
Chicago Bears	6	3	1	.667
DETROIT	6	3	1	.667
Cleveland	4	6	0	.400
Card.-Pittsburgh	0	10	0	.000

1944 NFL STANDINGS

Eastern Division

	W	L	T	Pct.
New York	6	1	1	.869
Philadelphia	7	1	2	.875
Washington	6	3	1	.667
Boston	2	8	0	.200
Brooklyn	0	10	0	.000

Green Bay defeated New York, 14-7, for World Championship.

IN 1944: FDR wins unprecedented fourth term as President, defeating Thomas E. Dewey.

1945

TEAM STATISTICS

	Detroit	(Avg.)	Opp.	(Avg.)
TOTAL YARDS	2485	248.5	2548	254.8
RUSHING YARDS	857	85.7		
PASSING YARDS	1544	154.4		
POINTS SCORED	195	19.5	194	19.4

LION LEADERS

RUSHING Bob Westfall - 82 att. - 234 yards - 6 TD's
PASSING Charles Fenenbock - 110 att. - 45 comp. - 752 yards - 7 TD's - 11 INT's
RECEIVING John Greene - 26 rec. - 550 yards - 5 TD's
SCORING Bob Westfall - 54 points (9 TD's)
PUNT RET Dave Ryan - 15 punts - 221 yards - 14.7 avg.
KO RET Andrew Farkas - 8 ret. - 165 yards - 20.6 avg.
PUNTING Charles Fenenbock - 29 punts - 1067 yards - 36.8 avg.
INT's Dave Ryan, Charles DeShane, John Greene, Damon Tassos, Ivan Trebotich - 3 each

1945 RESULTS (7-3-0) 2ND

Charles "Gus" Dorais, Coach

Date	Opponent	Crowd	W-L-T	Score
9-23	Chi. Cardinals	5,461	W	10-0
10-7	Green Bay (M)	20,463	L	21-57
10-14	Philadelphia	22,580*	W	28-24
10-21	Chi. Cardinals	32,644	W	26-0
10-28	Chi. Bears	37,260*	W	16-10
11-4	Boston	17,631	W	10-9
11-11	Chi. Bears	24,798	W	35-28
11-18	New York	38,215	L	14-35
11-22	Cleveland	40,017*	L	21-28
12-2	Green Bay	23,468*	W	14-3

HONOR ROLL

ALL-LEAGUE: Bill Radovich (G), Bob Westfall (FB), Emil Uremovich (T)

Western Division

	W	L	T	Pct.
Cleveland	9	1	0	.900
DETROIT	7	3	0	.700
Green Bay	6	4	0	.600
Chicago Bears	3	7	0	.300
Chicago Cardinals	1	9	0	.100

1945 NFL STANDINGS

Eastern Division

	W	L	T	Pct.
Washington	8	2	0	.800
Philadelphia	7	3	0	.700
New York	3	6	1	.333
Yanks	3	6	1	.333
Pittsburgh	2	8	0	.200

Cleveland defeated Washington, 15-14, for World Championship.

IN 1945: U.S. drops atomic bombs on Hiroshima and Nagasaki; Japan surrenders to end World War II.

1946

TEAM STATISTICS

	Detroit	(Avg.)	Opp.	(Avg.)
TOTAL YARDS	2169	197.2	3698	336.2
RUSHING YARDS	472	42.9		
PASSING YARDS	1674	152.2		
POINTS SCORED	152	13.8	310	28.2

LION LEADERS

RUSHING Camp Wilson - 64 att. - 207 yards - 3 TD's
PASSING Dave Ryan - 154 att. - 73 comp. - 965 yards - 6 TD's - 17 INT's
RECEIVING John Greene - 20 rec. - 289 yards - 2 TD's
SCORING Bob Cifers - 24 points (4 TD's)
PUNT RET Dave Ryan - 7 ret. - 57 yards - 8.1 avg.
KO RET Dave Ryan - 15 ret. - 308 yards - 20.5 avg.
PUNTING Bob Cifers - 30 punts - 1368 yards - 45.6 avg.
INT's Dave Ryan - 4 INT's - 105 yards

1946 RESULTS (11-10-0) 5TH

Charles "Gus" Dorais, Coach

Date	Opponent	Crowd	W-L-T	Score
9-30	Chi. Cardinals	14,667	L	14-34
10-6	Washington	33,569	L	16-17
10-13	Chi. Cardinals	21,939*	L	14-36
10-20	Los Angeles	27,928	L	14-35
10-27	Green Bay (M)	17,073	L	7-10
11-3	Los Angeles	34,447*	L	20-41
11-10	Pittsburgh	13,621*	W	27-7
11-17	Green Bay	21,055*	L	0-9
11-24	Chi. Bears	24,270	L	6-42
11-28	Boston	13,010*	L	10-34
12-8	Chi. Bears	19,579*	L	24-45

Western Division

	W	L	T	Pct.
Chicago Bears	8	2	1	.800
Los Angeles	6	4	1	.600
Green Bay	6	5	0	.545
Chicago Cardinals	6	5	0	.545
DETROIT	1	10	0	.091

1946 NFL STANDINGS

Eastern Division

	W	L	T	Pct.
New York	7	3	1	.700
Philadelphia	6	5	0	.545
Washington	5	5	1	.500
Pittsburgh	5	5	1	.500
Boston	2	8	1	.200

Chicago Bears defeated New York, 24-14, for World Championship.

IN 1946: The first meeting of the United Nations General Assembly opens in London.



1947

TEAM STATISTICS

	Detroit	(Avg.)	Opp.	(Avg.)
TOTAL YARDS	1947	162.3	3774	314.5
RUSHING YARDS	1234	102.8		
PASSING YARDS	2449	204.1		
POINTS SCORED	231	19.3	305	25.4

LION LEADERS

RUSHING	Camp Wilson - 89 att. - 412 yards
PASSING	Clyde LeForce - 175 att. - 94 comp. - 1384 yards - 13 TD's - 20 INT's
RECEIVING	John Greene - 38 rec. - 621 yards - 5 TD's
SCORING	Bill Dudley - 66 points (11 TD's)
PUNT RET	Bill Dudley - 11 ret. - 182 yards - 16.5 avg. - 1 TD
KO RET	Bill Dudley - 15 ret. - 359 yards - 23.9 avg.
PUNTING	Leroy Zimmerman - 49 punts - 2077 yards - 42.4 avg.
INT's	Bill Dudley - 5 INT's - 104 yards - 1 TD

1947 RESULTS (3-9-0) 5TH

Charles "Gus" Dorais, Coach

Date	Opponent	Crowd	W-L-T	Score
9-21	Pittsburgh	34,681	L	10-17
9-28	Chi. Cardinals	22,245	L	21-45
10-5	Boston	16,097	W	21-7
10-12	Los Angeles	42,955*	L	13-27
10-19	Chi. Bears	31,960	L	24-33
10-26	Green Bay	23,100	L	17-34
11-2	New York	28,812*	W	35-7
11-9	Chi. Cardinals	25,296*	L	7-17
11-16	Washington	17,003*	W	38-21
11-23	Los Angeles	17,693	L	17-28
11-27	Chi. Bears	27,214*	L	14-34
12-7	Green Bay	14,055*	L	14-35

1947 NFL STANDINGS

Western Division

	W	L	T	Pct.
Chicago Cardinals	9	3	0	.750
Chicago Bears	8	4	0	.667
Green Bay	6	5	1	.545
Los Angeles	6	6	0	.500
DETROIT	3	9	0	.250

Eastern Division

	W	L	T	Pct.
Philadelphia*	8	4	0	.667
Pittsburgh	8	4	0	.667
Boston	4	7	1	.364
Washington	4	8	0	.333
New York	2	8	2	.200

*Philadelphia defeated Pittsburgh, 21-0, in divisional playoff.
Chicago Cardinals defeated Philadelphia, 26-21, for World Championship.

IN 1947: In the first piloted supersonic flight, Capt. Charles E. Yeager flew the X-1 rocket-powered research plane faster than the speed of sound at Muroc (Calif.) Air Force Base.

1948

TEAM STATISTICS

	Detroit	(Avg.)	Opp.	(Avg.)
TOTAL YARDS	3725	310.4	4562	380.2
RUSHING YARDS	1350	112.5		
PASSING YARDS	2288	190.7		
POINTS SCORED	200	16.7	407	33.9

LION LEADERS

RUSHING	Camp Wilson - 157 att. - 612 yards - 2 TD's
PASSING	Fred Enke - 221 att. - 100 comp. - 1328 yards - 11 TD's - 17 INT's
RECEIVING	Joe Marguccci - 36 rec. - 450 yards - 2 TD's
SCORING	Bill Dudley - 42 points (6 TD's)
PUNT RET	Joe Marguccci - 10 ret. - 100 yards - 10.0 avg.
KO RET	Camp Wilson - 10 ret. - 228 yards - 22.8 avg.
PUNTING	George Gimes - 28 punts - 1005 yards - 35.9 avg.
INT's	Jim Gillette - 6 INT's - 17 yards

1948 RESULTS (2-10-0) 5TH

Alvin "Bo" McMillin, Coach

Date	Opponent	Crowd	W-L-T	Score
9-22	Los Angeles	12,941	L	7-44
10-3	Green Bay	21,403	L	21-33
10-9	Boston	18,747*	L	14-17
10-17	Chi. Bears	35,425	L	0-28
10-24	Los Angeles	17,444*	L	27-34
10-31	Green Bay	15,045*	W	24-20
11-7	Chi. Cardinals	22,311	L	20-56
11-14	Washington	32,528	L	21-46
11-21	Pittsburgh	13,646*	W	17-14
11-25	Chi. Cardinals	22,099*	L	14-28
12-5	Chi. Bears	25,781*	L	14-42
12-12	Philadelphia	15,322	L	21-45

1948 NFL STANDINGS

Western Division

	W	L	T	Pct.
Chicago Cardinals	11	1	0	.917
Chicago Bears	10	2	0	.833
Los Angeles	6	5	1	.545
Green Bay	3	9	0	.250
DETROIT	2	10	0	.167

Eastern Division

	W	L	T	Pct.
Philadelphia	9	2	1	.616
Washington	7	5	0	.563
New York	4	8	0	.333
Pittsburgh	4	8	0	.333
Boston	3	9	0	.250

Philadelphia defeated Cardinals, 7-0, for World Championship.

IN 1948: Citation claims horseracing's Triple Crown, winning the Kentucky Derby, Preakness and Belmont Stakes.

YEAR BY YEAR

1949

TEAM STATISTICS

	Detroit	(Avg.)	Opp.	(Avg.)
TOTAL YARDS	3687	307.3	3653	304.4
RUSHING YARDS	1381	115.1		
PASSING YARDS	2291	190.1		
POINTS SCORED	237	19.8	259	21.6

LION LEADERS

RUSHING Bill Dudley - 125 att. - 402 yards - 4 TD's
PASSING Frank Tripucka - 145 att. - 62 comp. - 833 yards - 9 TD's - 14 INT's
RECEIVING Bob Mann - 66 rec. - 1014 yards - 4 TD's
SCORING Bill Dudley - 81 points (6 TD's, 5 FG's, 30 PAT's)
PUNT RET Bill Dudley - 11 ret. - 199 yards - 18.1 avg. - 1 TD
KO RET Don Doll - 21 ret. - 536 yards - 25.5 avg.
PUNTING Bill Dudley - 32 punts - 1277 yards - 39.9 avg.
INT's Don Doll - 11 INT's - 301 yards - 2 TD's

1949 RESULTS (4-8-0) 4TH

Alvin "Bo" McMillin, Coach

Date	Opponent	Crowd	W-L-T	Score
9-23	Los Angeles	17,878	L	24-27
10-3	Philadelphia	20,163*	L	14-22
10-8	Pittsburgh	21,594	L	7-14
10-16	Los Angeles	19,839*	L	10-21
10-23	Chi. Cardinals	19,490	W	24-7
10-30	Green Bay (M)	6,177	L	14-16
11-6	Chi. Cardinals	19,465*	L	19-42
11-13	Chi. Bears	32,716	L	24-27
11-20	New York Yanks	14,661	W	45-21
11-24	Chi. Bears	22,912*	L	7-28
12-4	NY Bulldogs	11,956*	W	28-27
12-11	Green Bay	9,722*	W	21-7

HONOR ROLL

ALL-LEAGUE: Don Doll (HB)

1949 NFL STANDINGS

	W	L	T	Pct.
Los Angeles	8	2	2	.800
Chicago Bears	9	3	0	.750
Chicago Cardinals	6	5	1	.545
DETROIT	4	8	0	.333
Green Bay	2	10	0	.167

Eastern Division

	W	L	T	Pct.
Philadelphia	11	1	0	.917
Pittsburgh	6	5	1	.545
New York Giants	6	6	0	.500
Washington	4	7	1	.364
New York Bulldogs	1	10	1	.091

Philadelphia defeated Los Angeles, 14-0, for World Championship.

IN 1949: Twelve nations unite to establish North Atlantic Treaty Organization (NATO).

1950

TEAM STATISTICS

	Detroit	(Avg.)	Opp.	(Avg.)
TOTAL YARDS	4398	366.5	3947	328.9
RUSHING YARDS	1626	135.5		
PASSING YARDS	2772	231.0		
POINTS SCORED	321	26.8	295	24.6

LION LEADERS

RUSHING Bob Hoernschemyer - 84 att. - 471 yards - 1 TD
PASSING Bobby Layne - 336 att. - 152 comp. - 2323 yards - 16 TD's - 18 INT's
RECEIVING Cloyce Box - 50 rec. - 1009 yards - 11 TD's
SCORING Doak Walker - 128 points (11 TD's, 8 FG's, 38 PAT's)
PUNT RET Clarence Self - 12 ret. - 129 yards - 10.8 avg.
KO RET Doak Walker - 10 ret. - 225 yards - 22.5 avg.
PUNTING Bob Smith - 32 punts - 1309 yards - 40.9 avg.
INT's Don Doll - 12 INT's - 163 yards - 1 TD

1950 RESULTS (6-6-0) 4TH

Alvin "Bo" McMillin, Coach

Date	Opponent	Crowd	W-L-T	Score
9-17	Green Bay	20,285	W	45-7
9-24	Pittsburgh	19,600*	W	10-7
10-2	New York Yanks	11,096	L	21-44
10-8	San Francisco	26,000*	W	24-7
10-15	Los Angeles	28,000*	L	28-30
10-22	San Francisco	26,252	L	27-38
10-29	Los Angeles	21,700	L	24-65
11-5	Chi. Bears	32,000*	L	21-35
11-19	Green Bay	18,000*	W	24-21
11-23	New York Yanks	28,000*	W	49-14
12-3	Baltimore	12,058	W	45-21
12-10	Chi. Bears	34,604	L	3-6

HONOR ROLL

ALL-LEAGUE: Doak Walker (RB)
 PRO BOWL: Cloyce Box (E), Lou Creekmur (T), Don Doll (DB), Thurman McGraw (G), Doak Walker (RB)

1950 NFL STANDINGS

	W	L	T	Pct.
Los Angeles	9	3	0	.750
Chicago Bears	9	3	0	.750
New York Yanks	7	5	0	.583
DETROIT	6	6	0	.500
Green Bay	3	9	0	.250
San Francisco	3	9	0	.250
Baltimore	1	11	0	.083

Eastern Division

	W	L	T	Pct.
Cleveland	10	2	0	.833
New York Giants	10	2	0	.833
Philadelphia	6	6	0	.500
Pittsburgh	6	6	0	.500
Chicago Cardinals	5	7	0	.417
Washington	3	9	0	.250

Cleveland defeated Los Angeles, 30-28, for World Championship.

IN 1950: Led by Gen. Douglas MacArthur, unified U.N. forces assist South Korea after invasion by North Korean Communist troops.



1951

USUAL STARTING LINE UP

OFFENSE

LE 84	Dome Dibble
LT 72	Floyd Jaszewski
LG 76	Lou Creekmur
C 53	LaVern Torgeson
RG 64	Dan Rogas
RT 70	August Cifelli
RE 82	Leon Hart
QB 22	Bobby Layne
LH 37	Doak Walker
RH 14	B. Hoernschemeyer
FB 34	Pat Harder

DEFENSE

LE 83	Jim Doran
LT 73	Thurman McGraw
72	Floyd Jaszewski
MG 63	Robert Monsen
65	Les Bingaman
RT 75	John Prchlik
RE 85	Ed Berrang
LB 84	Dome Dibble
LB 40	Bob Smith
LB 60	Richard Flanagan
LB 53	LaVern Torgeson
S 44	Don Doll
S 19	Jack Christiansen

1951 RESULTS (7-4-1) 2ND

Raymond "Buddy" Parker, Coach

Date	Opponent	Crowd	W-L-T	Score
9-30	Washington	27,831*	W	35-17
10-7	New York Yanks	24,194*	W	37-10
10-14	Los Angeles	50,567*	L	21-27
10-21	New York Yanks	21,807*	T	24-24
10-28	Chi. Bears	34,778*	L	23-28
11-4	Green Bay	18,165	W	24-17
11-11	Chi. Bears	43,709	W	41-28
11-18	Philadelphia	25,098	W	28-10
11-22	Green Bay	32,247*	W	52-35
12-2	San Francisco	45,757*	L	10-20
12-9	Los Angeles	52,937	W	24-22
12-16	San Francisco	26,465	L	17-21

TEAM STATISTICS

	Detroit	(Avg.)	Opp.	(Avg.)
TOTAL YARDS	4341	361.8	4117	343.1
RUSHING YARDS	1841	153.4		
PASSING YARDS	2500	208.3		
POINTS SCORED	336	28.0	259	21.6

HONOR ROLL

PRO BOWL Les Bingaman (C), Lou Creekmur (T), Don Doll (DB), Bob Hoernschemeyer (RB), Bobby Layne (QB), Doak Walker (RB)

LION LEADERS

RUSHING	Bob Hoernschemeyer - 132 att. - 678 yards - 2 TD's
PASSING	Bobby Layne - 332 att. - 152 comp. - 2403 yards - 26 TD's - 23 INT's
RECEIVING	Leon Hart - 35 rec. - 544 yards - 12 TD's
SCORING	Doak Walker - 97 points (6 TD's, 6 FG's, 43 PAT's)
PUNT RET	Jack Christiansen - 18 ret. - 343 yards - 19.1 avg. - 4 TD's
KO RET	Doak Walker - 15 ret. - 408 yards - 27.2 avg.
PUNTING	Bob Smith - 49 punts - 2083 yards - 42.5 avg.
INT's	Bob Smith - 3 INT's - 70 yards



Bobby Layne threw for 26 touchdown passes in 1951, the most in franchise history until Scott Mitchell recorded 32 touchdown passes in 1995.

1951 NFL STANDINGS

Western Division

	W	L	T	Pct.
Los Angeles	8	4	0	.667
DETROIT	7	4	1	.636
San Francisco	7	4	1	.636
Chicago Bears	7	5	0	.563
Green Bay	3	9	0	.250
New York Yanks	1	9	2	.100

Eastern Division

	W	L	T	Pct.
Cleveland	11	1	0	.917
New York Giants	9	2	1	.616
Washington	5	7	0	.417
Pittsburgh	4	7	1	.364
Philadelphia	4	8	0	.333
Chicago Cardinals	3	9	0	.250

Los Angeles defeated Cleveland, 24-17, for World Championship.

IN 1951: Color television is introduced in the United States.

USUAL STARTING LINE UP

OFFENSE		DEFENSE	
LE 80	Cloyce Box	LE 83	Jim Doran
LT 76	Lou Creekmur	LT 73	Thurman McGraw
LG 62	Jim Martin	LG 60	Richard Flanagan
C 51	Victor Banonis	C 65	Les Bingaman
RG 63	Dick Stanfel	RG 53	LaVern Torgeson
RT 70	August Cifelli	RT 75	John Prchlik
74	Bob Miller	RE 86	Blaine Earon
RE 82	Leon Hart	LH 25	Jim David
QB 22	Bobby Layne	RH 40	Bob Smith
LH 23	Jug Girard	LS 24	Jack Christiansen
37	Doak Walker	44	Don Doll
RH 14	B. Hoernschemeyer	RS 28	Yale Lary
FB 34	Pat Harder		

1952 RESULTS (9-3-0) 1ST

Raymond "Buddy" Parker, Coach

Date	Opponent	Crowd	W-L-T	Score
9-28	San Francisco	54,761	L	3-17
10-3	Los Angeles	42,743	W	17-14
10-12	San Francisco	56,822*	L	0-28
10-19	Los Angeles	40,152*	W	24-18
10-26	Green Bay	24,656	W	52-17
11-2	Cleveland	56,029*	W	17-6
11-9	Pittsburgh	26,170	W	31-6
11-16	Dallas	33,304*	W	43-13
11-23	Chi. Bears	37,508	L	23-24
11-27	Green Bay	39,101*	W	48-24
12-7	Chi. Bears	50,410*	W	45-21
12-13	Dallas	12,252	W	41-6

Playoff

12-21	Los Angeles	47,645*	W	31-21
-------	-------------	---------	---	-------

World Championship

12-28	Cleveland	50,934	W	17-7
-------	-----------	--------	---	------

TEAM STATISTICS

	Detroit	(Avg.)	Opp.	(Avg.)
TOTAL YARDS	3988	332.3	3245	270.4
RUSHING YARDS	1780	148.3		
PASSING YARDS	2208	184.0		
POINTS SCORED	344	28.7	192	16.0

HONOR ROLL

MVP	Jim Doran
PRO BOWL	Cloyce Box (E), Lou Creekmur (T), Don Doll (DB), Pat Harder (RB), Bob Hoernschemeyer (RB), Bobby Layne (QB), Bob Smith (DB)

LION LEADERS

RUSHING	Bob Hoernschemeyer - 106 att. - 457 yards - 4 TD's
PASSING	Bobby Layne - 287 att. - 139 comp. - 1999 yards - 19 TD's - 20 INT's
RECEIVING	Cloyce Box - 42 rec. - 924 yards - 15 TD's
SCORING	Cloyce Box - 90 points (15 TD's)
PUNT RET	Jack Christiansen - 15 ret. - 322 yards - 21.5 avg. - 2 TD's
KO RET	Jack Christiansen - 16 ret. - 409 yards - 25.6 avg.
PUNTING	Bob Smith - 61 punts - 2727 yards - 44.7 avg.
INT's	Bob Smith - 9 INT's - 184 yards - 1 TD



Lou Creekmur made his third of eight consecutive Pro Bowl appearances following the 1952 season.

1952 NFL STANDINGS

Western Division

	W	L	T	Pct.
DETROIT	9	3	0	.750
Los Angeles	9	3	0	.750
San Francisco	7	5	0	.583
Green Bay	6	6	0	.500
Chicago Bears	5	7	0	.417
Dallas	1	11	0	.083

Eastern Division

	W	L	T	Pct.
Cleveland	8	4	0	.667
Philadelphia	7	5	0	.583
New York	7	5	0	.583
Pittsburgh	5	7	0	.417
Chicago Cardinals	4	8	0	.333
Washington	4	8	0	.333

DETROIT defeated Los Angeles, 31-21, in divisional playoff.
DETROIT defeated Cleveland, 17-7, for World Championship.

IN 1952: In England, King George VI dies; his daughter takes the throne as Queen Elizabeth II.



1953

USUAL STARTING LINE UP

OFFENSE

LE 80	Cloyce Box
LT 76	Lou Creekmur
LG 66	Harley Sewell
C 51	Victor Banonis
50	Charley Ane
RG 63	Dick Stanfel
RT 78	Oliver Spencer
70	August Cifelli
RE 82	Leon Hart
QB 22	Bobby Layne
LH 37	Doak Walker
RH 14	B. Hoernschemeyer
26	Gene Gedman
FB 33	Ollie Cline
34	Pat Harder

DEFENSE

LE 88	Jim Cain
LT 73	Thurman McGraw
MG 65	Les Bingaman
RT 75	John Prchlik
RE 86	Blaine Earon
LLB 60	Richard Flanagan
RLB53	LaVern Torgeson
LH 25	Jim David
RH 40	Bob Smith
LS 44	Don Doll
RS 28	Yale Lary

1953 RESULTS (10-2-0) 1ST

Raymond "Buddy" Parker, Coach				
Date	Opponent	Crowd	W-L-T	Score
9-27	Pittsburgh	44,587*	W	38-21
10-3	Baltimore	25,159	W	27-17
10-11	San Francisco	58,079*	W	24-21
10-18	Los Angeles	55,772*	L	19-31
10-25	San Francisco	54,662*	W	14-10
11-1	Los Angeles	93,751	L	24-37
11-7	Baltimore	46,508*	W	17-7
11-15	Green Bay	20,834	W	14-7
11-22	Chi. Bears	36,165	W	20-16
11-26	Green Bay	52,547*	W	34-15
12-6	Chi. Bears	58,056*	W	13-7
12-13	New York	28,390	W	27-16

World Championship

12-27	Cleveland	54,577*	W	17-16
-------	-----------	---------	---	-------



Jack Christiansen led the NFL with 12 interceptions for a franchise-record 238 yards and a touchdown in 1953.

TEAM STATISTICS

	Detroit	(Avg.)	Opp.	(Avg.)
TOTAL YARDS	3958	329.8	3545	295.4
RUSHING YARDS	1812	151.0		
PASSING YARDS	2146	178.8		
POINTS SCORED	271	22.6	205	17.1

HONOR ROLL

MVP	Dick Stanfel
PRO BOWL	Les Bingaman (C), Jack Christiansen (DB), Lou Creekmur (T), Yale Lary (DB), Bobby Layne (QB), Dick Stanfel (G), Doak Walker (RB)

LION LEADERS

RUSHING	Bob Hoernschemeyer - 101 att. - 482 yards - 7 TD's
PASSING	Bobby Layne - 273 att. - 125 comp. - 2088 yards - 16 TD's - 21 INT's
RECEIVING	Doak Walker - 30 rec. - 502 yards - 3 TD's
SCORING	Doak Walker - 93 points (5 TD's, 12 FG's, 27 PAT's)
PUNT RET	Yale Lary - 13 ret. - 115 yards - 8.8 avg. - 1 TD
KO RET	Jack Christiansen - 10 ret. - 183 yards - 18.3 avg.
PUNTING	Bob Smith - 40 punts - 1648 yards - 41.2 avg.
INT's	Jack Christiansen - 12 INT's - 238 yards - 1 TD

1953 NFL STANDINGS

Western Division

	W	L	T	Pct.
DETROIT	10	2	0	.833
San Francisco	9	3	0	.750
Los Angeles	8	3	1	.727
Chicago Bears	3	8	1	.273
Baltimore	3	9	0	.250
Green Bay	2	9	1	.182

Eastern Division

	W	L	T	Pct.
Cleveland	11	1	0	.917
Philadelphia	7	4	1	.636
Washington	6	5	1	.545
Pittsburgh	6	6	0	.500
New York	3	9	0	.250
Chicago Cardinals	1	10	1	.091

DETROIT defeated Cleveland, 17-16, for World Championship.

IN 1953: Julius and Ethel Rosenberg, convicted of passing atomic secrets to the Russians, are executed in Sing Sing prison.

USUAL STARTING LINE UP

OFFENSE		DEFENSE	
LE 87	Dorne Dibble	LE 85	Sonny Gandee
LT 76	Lou Creekmur	LT 73	Thurman McGraw
LG 66	Harley Sewell	MG 65	Les Bingaman
C 52	Andy Miketa	RT 74	Bob Miller
53	LaVern Torgeson	RE 88	Jim Cain
RG 63	Dick Stanfel	LLB 56	Joe Schmidt
62	Jim Martin	RLB 62	Jim Martin
RT 50	Charley Ane	LH 25	Jim David
RE 23	Jug Girard	RH 20	Bill Stits
83	Jim Doran	LS 24	Jack Christiansen
QB 22	Bobby Layne	RS 21	Carl Karilivacz
LH 37	Doak Walker		
RH 14	B. Hoemschemeyer		
34	Lewis Carpenter		
FB 33	Bill Bowman		



Doak Walker led the Lions in scoring in 1954 for the fourth time in five years with 106 points. It also marked the second time in his career that he eclipsed the 100-point mark in a season (128 points in 1950).

1954 RESULTS (9-2-1) 1st

Raymond "Buddy" Parker, Coach				
Date	Opponent	Crowd	W-L-T	Score
9-26	Chi. Bears	52,343*	W	48-23
10-10	Los Angeles	56,523*	W	21-3
10-16	Baltimore	48,272*	W	35-0
10-24	San Francisco	60,500	L	31-37
10-31	Los Angeles	74,342	W	27-24
11-6	Baltimore	25,287	W	27-3
11-14	San Francisco	58,431*	W	48-7
11-21	Green Bay	20,767	W	21-17
11-25	Green Bay	55,532*	W	28-24
12-5	Philadelphia	54,939*	T	13-13
12-12	Chi. Bears	37,240	L	24-28
12-19	Cleveland	34,168	W	14-10

World Championship

12-26	Cleveland	43,827	L	10-56
-------	-----------	--------	---	-------

TEAM STATISTICS

	Detroit	(Avg.)	Opp.	(Avg.)
TOTAL YARDS	4433	369.4	3746	312.2
RUSHING YARDS	1608	134.0		
PASSING YARDS	2825	235.4		
POINTS SCORED	337	28.1	189	15.8

HONOR ROLL

MVP Bobby Layne
PRO BOWL Jack Christiansen (DB), Lou Creekmur (T), Jim David (DB), Joe Schmidt (LB), Bill Stits (DB), LaVern Torgeson (C), Doak Walker (RB)

LION LEADERS

RUSHING Lew Carpenter - 104 att. - 476 yards - 3 TD's
PASSING Bobby Layne - 246 att. - 135 comp. - 1818 yards - 14 TD's - 12 INT's
RECEIVING Dorne Dibble - 46 rec. - 768 yards - 6 TD's
SCORING Doak Walker - 106 points (5 TD's, 11 FG's, 43 PAT's)
PUNT RET Jack Christiansen - 23 ret. - 225 yards - 9.8 avg. - 1 TD
KO RET Jug Girard - 12 ret. - 248 yards - 20.7 avg.
PUNTING Jug Girard - 63 punts - 2583 yards - 41.0 avg.
INT's Jack Christiansen - 8 INT's - 84 yards - 1 TD

1954 NFL STANDINGS

Western Division

	W	L	T	Pct.
DETROIT	9	2	1	.818
Chicago Bears	8	4	0	.667
San Francisco	7	4	1	.636
Los Angeles	6	5	1	.545
Green Bay	4	8	0	.333
Baltimore	3	9	0	.250

Eastern Division

	W	L	T	Pct.
Cleveland	9	3	0	.750
Philadelphia	7	4	1	.636
New York	7	5	0	.583
Pittsburgh	5	7	0	.417
Washington	3	9	0	.250
Chicago Cardinals	2	10	0	.167

Cleveland defeated DETROIT, 56-10, for World Championship.

IN 1954: Dr. Jonas Salk begins inoculating children against polio.



1955

USUAL STARTING LINE UP

OFFENSE

LE	23	Jug Girard
LT	76	Lou Creekmur
	63	Dick Stanfel
LG	66	Harley Sewell
C	50	Charley Ane
	52	Andy Miketa
RG	62	George Atkins
RT	60	Jim Salsbury
RE	28	Dave Middleton
	87	Dorne Dibble
QB	22	Bobby Layne
LH	37	Doak Walker
RH	34	Lewis Carpenter
FB	82	Leon Hart

DEFENSE

LE	85	Sonny Gandee
LT	78	Darris McCord
MG	76	Lou Creekmur
RT	74	Bob Miller
RE	88	Jim Cain
LLB	56	Joe Schmidt
RLB	61	Jim Martin
LH	25	Jim David
RH	20	Bill Stits
LS	24	Jack Christiansen
RS	21	Carl Karilivacz



In 1955, Dave Middleton became the first Lion to lead the club in both receiving (44 receptions) and kickoff returns (11 returns for 188 yards) in the same year.

1955 RESULTS

(3-9-0) 6th

Raymond "Buddy" Parker, Coach

Date	Opponent	Crowd	W-L-T	Score
9-25	Green Bay	22,217	L	17-20
10-1	Baltimore	40,030	L	13-28
10-9	Los Angeles	54,836*	L	10-17
10-16	San Francisco	51,438*	L	24-27
10-23	Los Angeles	68,690	L	13-24
10-30	San Francisco	47,431	L	21-36
11-5	Baltimore	53,874*	W	24-14
11-13	Pittsburgh	34,441	W	31-28
11-20	Chi. Bears	53,610*	L	14-24
11-24	Green Bay	51,685*	W	24-10
12-4	Chi. Bears	39,388	L	20-21
12-11	New York	45,929*	L	19-24

TEAM STATISTICS

	Detroit	(Avg.)	Opp.	(Avg.)
TOTAL YARDS	3887	323.9	4015	334.6
RUSHING YARDS	1477	123.1		
PASSING YARDS	2410	200.8		
POINTS SCORED	230	19.2	275	22.9

HONOR ROLL

MVP	Joe Schmidt
PRO BOWL	Jack Christiansen, (DB), Lou Creekmur (T), Jim David (DB), Joe Schmidt (LB), Doak Walker (RB)

LION LEADERS

RUSHING	Lew Carpenter - 137 att. - 543 yards - 6 TD's
PASSING	Bobby Layne - 270 att. - 143 comp. - 1830 yards - 11 TD's - 17 INT's
RECEIVING	Dave Middleton - 44 rec. - 663 yards - 3 TD's
SCORING	Doak Walker - 96 points (7 TD's, 9 FG's, 27 PAT's)
PUNT RET	Lee Riley - 14 ret. - 107 yards - 7.6 avg.
KO RET	Dave Middleton - 11 ret. - 188 yards - 17.1 avg.
PUNTING	Jug Girard - 56 punts - 2313 yards - 41.3 avg.
INT's	Jack Christiansen, Jim David and Bill Stits - 3 each

1955 NFL STANDINGS

Western Division

	W	L	T	Pct.
Los Angeles	8	3	1	.727
Chicago Bears	8	4	0	.667
Green Bay	6	6	0	.500
Baltimore	5	6	1	.455
San Francisco	4	8	0	.333
DETROIT	3	9	0	.250

Eastern Division

	W	L	T	Pct.
Cleveland	9	2	1	.816
Washington	8	4	0	.667
New York	6	5	1	.545
Philadelphia	4	7	1	.364
Chicago Cardinals	4	7	1	.364
Pittsburgh	4	2	0	.333

Cleveland defeated Los Angeles, 36-14, for World Championship.

IN 1955: Lt. John Conroy makes the first same-day transcontinental round trip, flying from L.A. to New York - and back - in 11 hours, 33 minutes.

USUAL STARTING LINE UP

OFFENSE		DEFENSE	
LE 87	Dome Dibble	LE 78	Darris McCord
LT 76	Lou Creekmur	LT 70	Ray Krouse
LG 66	Harley Sewell	RT 74	Bob Miller
C 50	Charley Ane	RE 72	Gil Mains
RG 60	Jim Salsbury	LLB 85	Sonny Gandee
RT 75	Oliver Spencer	MLB 56	Joe Schmidt
RE 84	Dave Middleton	RLB 86	Bob Long
QB 22	Bobby Layne	LH 25	Jim David
LH 83	Jim Doran	RH 21	Carl Karilivacz
RH 82	Leon Hart	LS 24	Jack Christiansen
	40 Howard Cassady	RS 28	Yale Lary
FB 26	Gene Gedman		

1956 RESULTS (9-3-0) 2ND

Date	Opponent	Crowd	W-L-T	Score
9-30	Green Bay	24,668	W	20-16
10-6	Baltimore	42,622	W	31-14
10-14	Los Angeles	56,281*	W	24-21
10-21	San Francisco	55,662*	W	20-17
10-28	Los Angeles	76,758	W	16-7
11-4	San Francisco	46,708	W	17-13
11-11	Washington	28,003	L	17-18
11-18	Baltimore	55,788*	W	27-3
11-22	Green Bay	54,087*	L	20-24
12-2	Chi. Bears	57,024*	W	42-10
12-9	Pittsburgh	52,124*	W	45-7
12-16	Chi. Bears	49,086	L	21-38

TEAM STATISTICS

	Detroit	(Avg.)	Opp.	(Avg.)
TOTAL YARDS	4206	350.5	3408	284.0
RUSHING YARDS	2011	167.6		
PASSING YARDS	2195	182.9		
POINTS SCORED	300	25.0	188	15.7

HONOR ROLL

- MVP** Bobby Layne
PRO BOWL Charley Ane (T), Jack Christiansen, (DB), Lou Creekmur (T), Jim David (DB), Yale Lary (DB), Bobby Layne (QB), Joe Schmidt (LB)

LION LEADERS

- RUSHING** Gene Gedman - 135 att. - 479 yards - 7 TD's
PASSING Bobby Layne - 244 att. - 129 comp. - 1909 yards - 9 TD's - 17 INT's
RECEIVING Dave Middleton - 39 rec. - 606 yards - 5 TD's
SCORING Bobby Layne - 99 points (5 TD's, 12 FG's, 33 PAT's)
PUNT RET Howard Cassady - 13 ret. - 83 yards - 6.4 avg.
KO RET Howard Cassady - 16 ret. - 382 yards - 23.9 avg.
PUNTING Yale Lary - 42 punts - 1697 yards - 40.4 avg.
INT's Yale Lary - 8 INT's - 182 yards - 1 TD



Howard Cassady was the team leader in both kickoff and punt returns in 1956.

1956 NFL STANDINGS

Western Division

	W	L	T	Pct.
Chicago Bears	9	2	1	.618
DETROIT	9	3	0	.750
San Francisco	5	6	1	.455
Baltimore	5	7	0	.417
Green Bay	4	8	0	.333
Los Angeles	4	8	0	.333

Eastern Division

	W	L	T	Pct.
New York	8	3	1	.727
Chicago Cardinals	7	5	0	.563
Washington	6	6	0	.500
Cleveland	5	7	0	.417
Pittsburgh	5	7	0	.417
Philadelphia	3	8	1	.273

New York Giants defeated Chicago Bears, 47-7, for World Championship.

IN 1956: President Dwight D. Eisenhower wins re-election over Adlai Stevenson.



USUAL STARTING LINE UP

OFFENSE

LE 83	Jim Doran
LT 76	Lou Creekmur
LG 66	Harley Sewell
C 52	Frank Gatski
RG 75	John Gordy
RT 50	Charley Ane
RE 88	Steve Junker
QB 22	Bobby Layne
LH 26	Gene Gedman
RH 40	Howard Cassady
FB 35	John H. Johnson

DEFENSE

LE 79	Gerald Perry
LT 78	Darris McCord
RT 72	Gil Mains
RE 85	Gene Cronin
LLB 47	Jim Martin
MLB 56	Joe Schmidt
RLB 57	Roger Zatkoff
LH 25	Jim David
RH 41	Terry Barr
LS 24	Jack Christiansen
RS 28	Yale Lary

1957 RESULTS (8-4-0) 1st

George W. Wilson, Coach

Date	Opponent	Crowd	W-L-T	Score
9-29	Baltimore	40,112	L	14-34
10-6	Green Bay	32,132	W	24-14
10-13	Los Angeles	55,914*	W	10-7
10-20	Baltimore	55,764*	W	31-27
10-27	Los Angeles	77,314	L	17-35
11-3	San Francisco	59,702	L	31-35
11-10	Philadelphia	29,302	W	27-16
11-17	San Francisco	56,915*	W	31-10
11-24	Chi. Bears	55,769*	L	7-27
11-28	Green Bay	54,301*	W	18-6
12-8	Cleveland	55,814*	W	20-7
12-15	Chi. Bears	41,088	W	21-13

Playoff

12-22	San Francisco	60,118	W	31-27
-------	---------------	--------	---	-------

World Championship

12-29	Cleveland	55,263*	W	59-14
-------	-----------	---------	---	-------



Darris McCord earned the lone Pro Bowl trip of his career following the 1957 campaign.

TEAM STATISTICS

	Detroit	(Avg.)	Opp.	(Avg.)
TOTAL YARDS	3840	320.0	3365	280.4
RUSHING YARDS	1811	150.9		
PASSING YARDS	2029	169.1		
POINTS SCORED	251	20.9	231	19.3

HONOR ROLL

MVP	Joe Schmidt
PRO BOWL	Jack Christiansen, (DB), Lou Creekmur (T), Jim David (DB), Yale Lary (DB), Darris McCord (T), Joe Schmidt (LB), Harley Sewell (G)

LION LEADERS

RUSHING	John Henry Johnson - 129 att. - 621 yards - 5 TD's
PASSING	Bobby Layne - 179 att. - 87 comp. - 1169 yards - 6 TD's - 10 INT's
RECEIVING	Jim Doran - 33 rec. - 624 yards - 5 TD's
SCORING	Bobby Layne - 43 points (6 FG's, 25 PAT's)
PUNT RET	Yale Lary - 25 ret. - 139 yards - 5.6 avg.
KO RET	Howard Cassady - 10 ret. - 232 yards - 23.2 avg.
PUNTING	Yale Lary - 54 punts - 2155 yards - 39.9 avg.
INT's	Jack Christiansen - 10 INT's - 137 yards - 1 TD

1957 NFL STANDINGS

Western Division

	W	L	T	Pct.
DETROIT*	8	4	0	.667
San Francisco	8	4	0	.667
Baltimore	7	5	0	.583
Los Angeles	6	6	0	.500
Chicago Bears	5	7	0	.417
Green Bay	3	9	0	.250

Eastern Division

	W	L	T	Pct.
Cleveland	9	2	1	.816
New York	7	5	0	.583
Pittsburgh	6	6	0	.500
Washington	5	6	1	.455
Philadelphia	4	8	0	.333
Chicago Cardinals	3	9	0	.250

*DETROIT defeated San Francisco, 31-27, in divisional playoff.
DETROIT defeated Cleveland, 59-14, for World Championship.

IN 1957: President Eisenhower sends troops to Little Rock, Arkansas, to quell mob and protect school integration.

USUAL STARTING LINE UP

OFFENSE		DEFENSE	
LE 83	Jim Doran	LE 78	Darris McCord
LT 76	Lou Creekmur	LT 71	Alex Karras
LG 66	Harley Sewell	RT 72	Gil Mains
C 50	Charley Ane	RE 85	Gene Cronin
RG 67	Stan Campbell	LLB 86	Bob Long
RT 73	Ken Russell	MLB 56	Joe Schmidt
RE 84	Dave Middleton	RLB 57	Roger Zatkoff
QB 18	Tobin Rote	LH 25	Jim David
LH 34	Ken Webb	RH 41	Terry Barr
RH 40	Howard Cassady	LS 43	Gary Lowe
FB 35	John H. Johnson	RS 28	Yale Lary

1958 RESULTS (4-7-1) 5th

George W. Wilson, Coach

Date	Opponent	Crowd	W-L-T	Score
9-28	Baltimore	48,377	L	15-28
10-5	Green Bay	32,035	T	13-13
10-12	Los Angeles	55,648*	L	28-42
10-19	Baltimore	55,190*	L	14-40
10-26	Los Angeles	81,703	W	41-24
11-2	San Francisco	59,213	L	21-24
11-9	Cleveland	75,363	W	30-10
11-16	San Francisco	54,523*	W	35-21
11-23	Chi. Bears	55,280*	L	7-20
11-27	Green Bay	50,971*	W	24-14
12-7	New York	50,115*	L	17-19
12-14	Chi. Bears	38,346	L	16-21



Starting in 1958, Jim Martin led the Lions in scoring in three of the next four seasons.

TEAM STATISTICS

	Detroit	(Avg.)	Opp.	(Avg.)
TOTAL YARDS	3239	269.9	3837	319.8
RUSHING YARDS	1360	113.3		
PASSING YARDS	1869	155.8		
POINTS SCORED	261	21.8	276	23.0

HONOR ROLL

MVP Joe Schmidt
PRO BOWL Charley Ane (C), Jim David (DB), Yale Lary (DB), Joe Schmidt (LB), Harley Sewell (G)

LION LEADERS

RUSHING Tobin Rote - 77 att. - 351 yards - 3 TD's
PASSING Tobin Rote - 257 att. - 118 comp. - 1678 yards - 14 TD's - 10 INT's
RECEIVING Dave Middleton - 29 rec. - 506 yards - 3 TD's
SCORING Jim Martin - 49 points (7 FG's, 28 PAT's)
PUNT RET Yale Lary - 27 punts - 196 yards - 7.3 avg. - 1 TD
KO RET Ken Webb - 7 ret. - 154 yards - 22.0 avg.
PUNTING Yale Lary - 59 punts - 2525 yards - 42.8 avg.
INT's Joe Schmidt - 6 INT's - 69 yards

1958 NFL STANDINGS

Western Division

	W	L	T	Pct.
Baltimore	9	3	0	.750
Chicago Bears	8	4	0	.667
Los Angeles	8	4	0	.667
San Francisco	6	6	0	.500
DETROIT	4	7	1	.364
Green Bay	1	10	1	.091

Eastern Division

	W	L	T	Pct.
Cleveland	9	3	0	.750
New York	9	3	0	.750
Pittsburgh	7	4	1	.636
Washington	4	7	1	.364
Chicago Cardinals	2	9	1	.162
Philadelphia	2	9	1	.162

*New York Giants defeated Cleveland, 10-0, in divisional playoff.
 Baltimore defeated New York, 23-17, for World Championship. (Sudden Death 8:15)

IN 1958: Army's Jupiter-C rocket fires first U.S. earth satellite, Explorer I, into orbit.



USUAL STARTING LINE UP

OFFENSE		DEFENSE	
LE 84	Dave Middleton	LE 78	Daris McCord
LT 76	Lou Creekmur	LT 71	Alex Karras
LG 66	Harley Sewell	RT 72	Gil Mains
C 50	Charley Ane	RE 53	Bill Glass
RG 75	John Gordy	LLB 86	Bob Long
RT 73	Ollie Spencer	MLB 56	Joe Schmidt
RE 80	Jim Gibbons	RLB 47	Jim Martin
QB 14	Earl Morrall	LH 25	Jim David
LH 41	Terry Barr	RH 28	Yale Lary
RH 40	Howard Cassady	LS 43	Gary Lowe
FB 35	John H. Johnson	RS 23	Dave Whitsell

1959 RESULTS (3-8-1) 5th

George W. Wilson, Coach					
Date	Opponent	Crowd	W-L-T	Score	
9-27	Baltimore	55,588	L	9-21	
10-4	Green Bay	32,150	L	10-28	
10-11	Baltimore	54,197*	L	24-31	
10-18	San Francisco	52,585*	L	13-34	
10-25	Los Angeles	74,288	W	17-7	
11-1	San Francisco	59,064	L	7-33	
11-8	Pittsburgh	24,614	T	10-10	
11-15	Los Angeles	52,217*	W	23-17	
11-22	Chi. Bears	54,059*	L	14-24	
11-26	Green Bay	49,221*	L	17-24	
12-6	Chi. Cardinals	45,811*	W	45-21	
12-13	Chi. Bears	40,890	L	14-25	

TEAM STATISTICS

	Detroit	(Avg.)	Opp.	(Avg.)
TOTAL YARDS	3456	288.0	3656	304.7
RUSHING YARDS	1792	149.3		
PASSING YARDS	2131	177.6		
POINTS SCORED	203	16.9	275	22.9

HONOR ROLL

MVP Jim Martin
PRO BOWL Jim David (DB), Yale Lary (DB), Joe Schmidt (LB), Harley Sewell (G)

LION LEADERS

RUSHING Nick Pietrosante - 76 att. - 447 yards
 - 3 TD's
PASSING Earl Morrall - 137 att. - 65 comp. - 1102 yards
 - 5 TD's - 6 INT's
RECEIVING Jim Gibbons - 31 rec. - 431 yards - 1 TD
SCORING Howard Cassady - 30 points (5 TD's)
PUNT RET Terry Barr - 16 ret. - 102 yards - 6.4 avg.
KO RET Ken Webb - 16 ret. - 352 yards - 22.0 avg.
PUNTING Yale Lary - 45 punts - 2118 yards - 47.1 avg.
INT's Gary Lowe - 5 INT's - 130 yards



In the first of two consecutive years, Jim Gibbons was the Lions' team leader in receptions in 1959 with 31 catches for 431 yards.

1959 NFL STANDINGS

Western Division

	W	L	T	Pct.
Baltimore	9	3	0	.750
Chicago Bears	8	4	0	.667
Green Bay	7	5	0	.583
San Francisco	7	5	0	.583
DETROIT	3	8	1	.213
Los Angeles	2	10	0	.167

Eastern Division

	W	L	T	Pct.
New York	10	2	0	.833
Cleveland	7	5	0	.583
Philadelphia	7	5	0	.583
Pittsburgh	6	5	1	.545
Washington	3	9	0	.250
Chicago Cardinals	2	10	0	.167

Baltimore defeated New York, 31-16, for World Championship.

IN 1959: St. Lawrence Seaway opens, allowing ocean ships to reach the Midwest from the Atlantic Ocean.

USUAL STARTING LINE UP

OFFENSE

LE 89	Gail Cogdill
LT 73	Oliver Spencer
LG 66	Harley Sewell
C 50	Bob Scholtz
RG 75	John Gordy
RT 70	Willie McClung
RE 80	Jim Gibbons
QB 15	Jim Ninowski
LH 45	Dan Lewis
RH 40	Howard Cassady
FB 33	Nick Pietrosante

DEFENSE

LE 78	Darris McCord
LT 71	Alex Karras
RT 76	Roger Brown
RE 53	Bill Glass
LLB 57	C. Brettschneider
MLB 56	Joe Schmidt
RLB 55	Wayne Walker
LH 81	Dick Lane
RH 24	Dick LeBeau
LS 43	Gary Lowe
RS 28	Yale Lary

1960 RESULTS

(7-5-0) 2nd

George W. Wilson, Coach

Date	Opponent	Crowd	W-L-T	Score
10-2	Green Bay	32,150	L	9-28
10-9	San Francisco	49,825*	L	10-14
10-16	Philadelphia	38,065	L	10-28
10-23	Baltimore	53,854*	W	30-17
10-30	Los Angeles	53,295	L	35-48
11-6	San Francisco	48,447	W	20-0
11-13	Los Angeles	54,019*	W	12-10
11-20	Chicago	46,267	L	7-28
11-24	Green Bay	54,123*	W	23-10
12-4	Baltimore	57,808	W	20-15
12-11	Dallas	43,272*	W	23-14
12-18	Chicago	51,017*	W	36-0

Runner-Up

1-7	Cleveland	34,981	W	17-16
-----	-----------	--------	---	-------

TEAM STATISTICS

	Detroit	(Avg.)	Opp.	(Avg.)
TOTAL YARDS	3392	282.7	3397	283.0
RUSHING YARDS	1714	142.8	1348	112.3
PASSING YARDS	1678	139.8	2049	170.8
POINTS SCORED	235	19.6	212	17.7

HONOR ROLL

MVP Nick Pietrosante
PRO BOWL Gail Cogdill (E), Jim Gibbons (E), Alex Karras (T), Dick Lane (DB), Yale Lary (DB), Nick Pietrosante (RB), Joe Schmidt (LB)

LION LEADERS

RUSHING Nick Pietrosante - 161 att. - 872 yards - 8 TD's
PASSING Jim Ninowski - 283 att. - 134 comp. - 1599 yards - 2 TD's - 18 INT's
RECEIVING Jim Gibbons - 51 rec. - 604 yds - 2 TD's
SCORING Jim Martin - 65 points (13 FG's, 26 PAT's)
PUNT RET Terry Barr - 14 ret. - 104 yards - 7.4 avg.
KO RET Jim Steffen - 8 ret. - 225 yards - 28.1 avg.
PUNTING Yale Lary - 64 punts - 2802 yards - 43.8 avg.
INT's Dick Lane - 5 INT's 102 yards - 1 TD



In 1960, RB Nick Pietrosante led the squad with a career-high 872 yards on 161 carries.

1960 NFL STANDINGS

Western Division

	W	L	T	Pct.
Green Bay	8	4	0	.667
DETROIT	7	5	0	.583
San Francisco	7	5	0	.583
Baltimore	6	6	0	.500
Chicago	5	6	1	.454
Los Angeles	4	7	1	.363
Dallas	0	11	1	.000

Eastern Division

	W	L	T	Pct.
Philadelphia	10	2	0	.633
Cleveland	8	3	1	.727
New York	6	4	2	.600
St. Louis	6	5	1	.545
Pittsburgh	5	6	1	.454
Washington	1	9	2	.100

Philadelphia defeated Green Bay, 17-13, for World Championship.

IN 1960: With a plurality of only 118,574 votes, John F. Kennedy edges Richard Nixon in presidential election.



1961

USUAL STARTING LINE UP

OFFENSE

LE 89	Gail Cogdill
LT 79	John Gonzaga
LG 66	Harley Sewell
C 50	Bob Scholtz
RG 75	John Gordy
RT 77	Dan LaRose
RE 80	Jim Gibbons
QB 14	Earl Morrall
LH 45	Dan Lewis
RH 41	Terry Barr
FB 33	Nick Pietrosante

DEFENSE

LE 78	Darris McCord
LT 71	Alex Karras
RT 76	Roger Brown
RE 53	Bill Glass
LLB 57	Carl Brettschneider
MLB 56	Joe Schmidt
RLB 55	Wayne Walker
LH 81	Dick Lane
RH 21	Bruce Maher
LS 43	Gary Lowe
RS 28	Yale Lary

1961 RESULTS (8-5-1) 2nd

George W. Wilson, Coach

Date	Opponent	Crowd	W-L-T	Score
9-17	Green Bay (M)	44,307	W	17-13
9-24	Baltimore	54,259	W	16-15
10-1	San Francisco	53,155*	L	0-49
10-8	Chicago	50,521*	L	17-31
10-15	Los Angeles	45,873*	W	14-13
10-22	Baltimore	53,016*	L	14-17
10-29	Los Angeles	49,123	W	28-10
11-5	San Francisco	56,878	T	20-20
11-12	St. Louis	20,320	W	45-14
11-19	Minnesota	32,296	W	37-10
11-23	Green Bay	55,662*	L	9-17
12-3	Chicago	47,394	W	16-15
12-10	Minnesota	42,655*	W	13-7
12-17	Philadelphia	44,231*	L	24-27

Runner-Up

1-6	Philadelphia	25,612	W	38-10
-----	--------------	--------	---	-------



Gail Cogdill led the Lions in receptions for the first of two consecutive campaigns in 1961, reeling in 45 balls for 956 yards and six touchdowns.

TEAM STATISTICS

	Detroit	(Avg.)	Opp.	(Avg.)
TOTAL YARDS	4412	315.1	3938	281.3
RUSHING YARDS	1868	133.4	1520	108.6
PASSING YARDS	2544	181.7	2418	172.7
POINTS SCORED	270	19.3	258	18.4

HONOR ROLL

MVP	Joe Schmidt
PRO BOWL	Jim Gibbons (E), Alex Karras (T), Dick Lane (DB), Yale Lary (DB), Jim Martin (G), Nick Pietrosante (RB), Joe Schmidt (LB)

LION LEADERS

RUSHING	Nick Pietrosante - 201 att. - 841 yards - 5 TD's
PASSING	Jim Ninowski - 247 att. - 117 comp. - 1921 yards - 7 TD's - 18 INT's
RECEIVING	Gail Cogdill - 45 rec. - 956 yards - 6 TD's
SCORING	Jim Martin - 70 points (15 FG's, 25 PAT's)
PUNT RET	Howard Cassidy - 16 ret. - 159 yards - 9.9 avg.
KO RET	Pat Studstill - 16 ret. - 448 yards - 28.1 avg. - 1 TD
PUNTING	Yale Lary - 52 punts - 2517 yards - 48.4 avg.
INT's	Dick Lane and Yale Lary - 6 INT's each

1961 NFL STANDINGS

Western Division

	W	L	T	Pct.
Green Bay	11	3	0	.766
DETROIT	8	5	1	.615
Baltimore	8	6	0	.571
Chicago	8	6	0	.571
San Francisco	7	6	1	.536
Los Angeles	4	10	0	.286
Minnesota	3	11	0	.214

Eastern Division

	W	L	T	Pct.
New York	10	3	1	.769
Philadelphia	10	4	0	.714
Cleveland	8	5	1	.615
St. Louis	7	7	0	.500
Pittsburgh	6	8	0	.429
Dallas	4	9	1	.308
Washington	1	12	1	.077

Green Bay defeated New York, 37-0, for World Championship.

IN 1961: East Germans erect Berlin Wall to halt flood of refugees.

USUAL STARTING LINE UP

OFFENSE

LE 89	Gail Cogdill
LT 79	John Gonzaga
LG 66	Harley Sewell
C 71	Bob Whitlow
RG 75	John Gordy
RT 77	Dan LaRose
RE 80	Jim Gibbons
QB 16	Milt Plum
LH 45	Dan Lewis
RH 25	Pat Studstill
FB 33	Nick Pietrosante

DEFENSE

LE 78	Darris McCord
LT 71	Alex Karras
RT 76	Roger Brown
RE 88	Sam Williams
LLB 57	Carl Brettschneider
MLB 56	Joe Schmidt
RLB 55	Wayne Walker
LH 81	Dick Lane
RH 44	Dick LeBeau
LS 43	Gary Lowe
RS 28	Yale Lary

1962 RESULTS

(11-3-0) 2nd

George W. Wilson, Coach

Date	Opponent	Crowd	W-L-T	Score
9-16	Pittsburgh	46,641*	W	45-7
9-23	San Francisco	51,032*	W	45-24
9-30	Baltimore	57,966	W	29-20
10-7	Green Bay	38,669	L	7-9
10-14	Los Angeles	53,714*	W	13-10
10-21	New York	62,856	L	14-17
10-28	Chicago	53,342*	W	11-3
11-4	Los Angeles	44,241	W	12-3
11-11	San Francisco	43,449	W	38-24
11-18	Minnesota	31,257	W	17-6
11-22	Green Bay	57,598*	W	26-14
12-2	Baltimore	53,012*	W	21-14
12-9	Minnesota	42,256*	W	37-23
12-16	Chicago	44,948	L	0-3

Runner-Up

1-6	Pittsburgh	36,284	W	17-10
-----	------------	--------	---	-------

TEAM STATISTICS

	Detroit	(Avg.)	Opp.	(Avg.)
TOTAL YARDS	4503	321.6	3217	229.8
RUSHING YARDS	1922	137.3	1231	87.9
PASSING YARDS	2581	184.4	1986	141.9
POINTS SCORED	315	22.5	177	12.6

HONOR ROLL

- MVP** Gail Cogdill
PRO BOWL Roger Brown (T), Gail Cogdill (E), Alex Karras (T), Dick Lane (DB), Yale Lary (DB), Joe Schmidt (LB), Harley Sewell (G)

LION LEADERS

- RUSHING** Dan Lewis - 120 att. - 488 yards - 6 TD's
PASSING Milt Plum - 325 att. - 179 comp. - 2378 yards - 15 TD's - 20 INT's
RECEIVING Gail Cogdill - 53 rec. - 991 yards - 7 TD's
SCORING Wayne Walker - 64 points (9 FG's, 37 PAT's)
PUNT RET Pat Studstill - 29 ret. - 457 yards - 15.8 avg.
KO RET Tommy Watkins - 17 ret. - 452 yards - 26.6 avg.
PUNTING Yale Lary - 52 punts - 2402 yards - 45.3 avg.
INT's Yale Lary - 8 INT's - 51 yards



LB Joe Schmidt made the last of his nine consecutive trips to the Pro Bowl following the 1962 season.

1962 NFL STANDINGS

Western Division

	W	L	T	Pct.
Green Bay	13	1	0	.929
DETROIT	11	3	0	.786
Chicago	9	5	0	.643
Baltimore	7	7	0	.500
San Francisco	6	8	0	.429
Minnesota	2	11	1	.154
Los Angeles	1	12	1	.077

Eastern Division

	W	L	T	Pct.
New York	12	2	0	.857
Pittsburgh	9	5	0	.643
Cleveland	7	6	1	.536
Washington	5	7	2	.417
Dallas	5	8	1	.365
St. Louis	4	9	1	.306
Philadelphia	3	10	1	.231

Green Bay defeated New York, 16-7, for World Championship.

IN 1962: Lt. Col. John Glenn becomes first American to orbit the Earth.



1963

USUAL STARTING LINE UP

OFFENSE

LE	89	Gail Cogdill
LT	70	Daryl Sanders
LG	79	John Gonzaga
C	51	Bob Whitlow
RG	75	John Gordy
RT	61	Lucien Freeberg
RE	80	Jim Gibbons
QB	14	Earl Morrall
LH	23	Tommy Watkins
RH	41	Terry Barr
FB	45	Dan Lewis

DEFENSE

LE	78	Darris McCord
LT	72	Floyd Peters
RT	76	Roger Brown
RE	88	Sam Williams
LLB	54	Max Messner
MLB	53	Dennis Gaubatz
RLB	55	Wayne Walker
LH	81	Dick Lane
RH	44	Dick LeBeau
LS	21	Bruce Maher
RS	86	Tom Hall

1963 RESULTS (5-8-1) 4th

George W. Wilson, Coach

Date	Opponent	Crowd	W-L-T	Score
9-14	Los Angeles	49,342	W	23-2
9-22	Green Bay (M)	45,912	L	10-31
9-29	Chicago	55,400*	L	21-37
10-6	San Francisco	44,088*	W	26-3
10-13	Dallas	27,264	L	14-17
10-20	Baltimore	51,901*	L	21-25
10-27	Minnesota	44,509*	W	28-10
11-3	San Francisco	33,511	W	45-7
11-10	Baltimore	59,758	L	21-24
11-17	Los Angeles	44,951*	L	21-28
11-24	Minnesota	28,763	L	31-34
11-28	Green Bay	54,016*	T	13-13
12-8	Cleveland	51,382*	W	38-10
12-15	Chicago	45,317	L	14-24



Terry Barr exploded in 1963 with then-team-records for both receptions (66) and receiving yards (1,086) in a single-season. Barr also caught 13 touchdowns passes in '63.

TEAM STATISTICS

	Detroit	(Avg.)	Opp.	(Avg.)
TOTAL YARDS	4324	306.9	3761	268.6
RUSHING YARDS	1601	114.4	1564	111.7
PASSING YARDS	2723	194.5	2197	156.9
POINTS SCORED	326	23.3	265	18.9

HONOR ROLL

MVP	Earl Morrall
PRO BOWL	Terry Barr (E), Roger Brown (T), Gail Cogdill (E), John Gordy (G), Wayne Walker (LB)

LION LEADERS

RUSHING	Dan Lewis - 133 att. - 528 yards - 2 TD's
PASSING	Earl Morrall - 328 att. - 174 comp. - 2621 yards - 24 TD's - 14 INT's
RECEIVING	Terry Barr - 66 rec. - 1086 yards - 13 TD's
SCORING	Terry Barr - 78 points (13 TD's)
PUNT RET	Tommy Watkins - 32 ret. - 399 yards - 12.5 avg. - 1 TD
KO RET	Tommy Watkins - 21 ret. - 447 yards - 21.3 avg.
PUNTING	Yale Lary - 35 punts - 1713 yards - 48.9 avg.
INT'S	Dick LeBeau and Dick Lane - 5 INT's each

1963 NFL STANDINGS

Western Division

	W	L	T	Pct.
Chicago	11	1	2	.917
Green Bay	11	2	1	.846
Baltimore	8	6	0	.571
DETROIT	5	8	1	.385
Minnesota	5	8	1	.385
Los Angeles	5	9	0	.357
San Francisco	2	12	0	.143

Eastern Division

	W	L	T	Pct.
New York	11	3	0	.766
Cleveland	10	4	0	.714
St. Louis	9	5	0	.643
Pittsburgh	7	4	3	.636
Dallas	4	10	0	.266
Washington	3	11	0	.214
Philadelphia	2	10	2	.167

Chicago defeated New York, 14-10, for World Championship.

IN 1963: President John F. Kennedy shot and killed by sniper in Dallas; Lyndon B. Johnson takes oath of office.

USUAL STARTING LINE UP

OFFENSE		DEFENSE	
E 89	Gail Cogdill	LE 78	Darris McCord
LT 70	Daryl Sanders	LT 71	Alex Karras
LG 79	John Gonzaga	RT 76	Roger Brown
C 51	Bob Whitlow	RE 88	Sam Williams
RG 75	John Gordy	LLB 59	Ernie Clark
RT 72	J.D. Smith	MLB 53	Dennis Gowbatz
E 80	Jim Gibbons	RLB 55	Wayne Walker
QB 16	Milt Plum	DB 27	Bobby Thompson
LH 23	Tom Watkins	DB 44	Dick LeBeau
RH 41	Terry Barr	DB 21	Bruce Maher
FB 33	Nick Pietrosante	DB 28	Yale Lary

1964 RESULTS (7-5-2) 4th

		George W. Wilson, Coach		
Date	Opponent	Crowd	W-L-T	Score
9-13	San Francisco	33,204	W	26-17
9-19	Los Angeles	52,001	T	17-17
9-28	Green Bay	59,203*	L	10-14
10-4	New York	54,836*	W	26-3
10-11	Minnesota	40,840	W	24-20
10-18	Chicago	47,567	W	10-0
10-25	Baltimore	57,814*	L	0-34
11-1	Los Angeles	52,064*	W	37-17
11-8	Green Bay	42,327	L	7-30
11-15	Cleveland	83,064	L	21-37
11-22	Minnesota	48,291*	T	23-23
11-26	Chicago	52,231*	L	24-27
12-6	Baltimore	60,213	W	31-14
12-13	San Francisco	41,854*	W	24-7

TEAM STATISTICS

	Detroit	(Avg.)	Opp.	(Avg.)
TOTAL YARDS	3972	283.7	4062	290.1
RUSHING YARDS	1414	101.0	1638	117.0
PASSING YARDS	2558	182.7	2424	173.1
POINTS SCORED	280	20.0	260	18.6

HONOR ROLL

MVP Jim Gibbons
PRO BOWL Terry Barr (E), Roger Brown (T), Jim Gibbons (E), John Gordy (T), Yale Lary (DB), Dick LeBeau (DB), Wayne Walker (LB)

LION LEADERS

RUSHING Nick Pietrosante - 147 att. - 536 yards - 4 TD's
PASSING Milt Plum - 287 att. - 154 comp. - 2241 yards - 18 TD's - 15 INT's
RECEIVING Terry Barr - 57 rec. - 1030 yards - 9 TD's
SCORING Wayne Walker - 74 points (14 FG's, 32 PAT's)
PUNT RET Tommy Watkins - 16 ret. - 238 yards - 14.9 yards - 2 TD's
KO RET Pat Studstill - 29 ret. - 708 yards - 24.4 avg.
PUNTING Yale Lary - 67 punts - 3102 yards - 46.3 avg.
INT's Yale Lary - 6 INT's - 101 yards



In addition to his ball-hawking defensive efforts, LB Wayne Walker led the Lions in scoring on three different occasions, with the second time coming in 1964 when he scored 74 points.

1964 NFL STANDINGS

Western Division					Eastern Division				
	W	L	T	Pct.		W	L	T	Pct.
Baltimore	12	2	0	.657	Cleveland	10	3	1	.769
Green Bay	8	5	1	.615	St. Louis	9	3	2	.750
Minnesota	8	5	1	.615	Philadelphia	6	8	0	.429
DETROIT	7	5	2	.583	Washington	6	8	0	.429
Los Angeles	5	7	2	.417	Dallas	5	8	1	.365
Chicago	5	9	0	.357	Pittsburgh	5	9	0	.357
San Francisco	4	10	0	.286	New York	2	10	2	.166

Cleveland defeated Baltimore, 27-0, for World Championship.

IN 1964: "My Fair Lady" takes Academy Awards for Best Picture, Director (George Cukor) and Actor (Rex Harrison).



1965

USUAL STARTING LINE UP

OFFENSE

LE	89	Gail Cogdill
LT	70	Daryl Sanders
LG	62	Ted Karras
C	54	Ed Flanagan
RG	75	John Gordy
RT	73	Roger Shoals
RE	80	Jim Gibbons (7)
	83	Ron Kramer (7)
QB	16	Milt Plum
HB	32	Joe Don Looney
FL	41	Terry Barr (7)
	25	Pat Studstill (7)
FB	33	Nick Pietrosante (6)

DEFENSE

LE	78	Darris McCord
LT	71	Alex Karras
RT	76	Roger Brown
RE	88	Sam Williams
LLB	59	Ernie Clark (4)
	67	Wally Hilgenberg (3)
	53	Mike Lucci (3)
MLB	56	Joe Schmidt
RLB	55	Wayne Walker
LH	44	Dick LeBeau
RH	27	Bobby Thompson
LS	21	Bruce Maher
RS	47	Wayne Rasmussen

1965 RESULTS (6-7-1) 6th

Harry Gilmer, Coach

Date	Opponent	Crowd	W-L-T	Score
9-19	Los Angeles	46,941*	W	20-0
9-26	Minnesota	46,826	W	31-29
10-3	Washington	52,627*	W	14-10
10-10	Baltimore	60,238	L	7-31
10-17	Green Bay	56,712*	L	21-31
10-24	Chicago	45,658	L	10-38
10-31	Los Angeles	35,137	W	31-7
11-7	Green Bay	50,852	W	12-7
11-14	San Francisco	54,534*	L	21-27
11-21	Chicago	51,499*	L	10-17
11-25	Baltimore	55,036*	T	24-24
12-5	San Francisco	38,463	L	14-17
12-12	Minnesota	45,420*	L	7-29
12-19	Philadelphia	56,718	W	35-28

TEAM STATISTICS

	Detroit	(Avg.)	Opp.	(Avg.)
TOTAL YARDS	3303	235.9	3557	254.1
RUSHING YARDS	1469	104.9	1460	104.3
PASSING YARDS	1834	131.0	2097	149.8
POINTS SCORED	257	18.4	295	21.1

HONOR ROLL

MVP	Bruce Maher
PRO BOWL	Roger Brown (T), John Gordy (T), Alex Karras (T), Dick LeBeau (DB), Pat Studstill (E), Wayne Walker (LB)

LION LEADERS

RUSHING	Amos Marsh - 131 att. - 405 yards - 6 TD's
PASSING	Milt Plum - 308 att. - 143 comp. - 1710 yards - 12 TD's - 19 INT's
RECEIVING	Pat Studstill - 28 rec. - 389 yards - 3 TD's
SCORING	Wayne Walker - 57 points (8 FG's, 33 PAT's)
PUNT RET	Tommy Watkins - 23 ret. - 234 yards - 10.2 avg.
KO RET	Tommy Watkins - 17 ret. - 584 yards - 34.3 avg
PUNTING	Pat Studstill - 78 punts - 3335 yards - 42.8 avg.
INT's	Dick LeBeau - 7 INT's - 84 yards - 1 TD



Rookie Ed Flanagan began his 10-year stint as the Lions' starting center in 1965.

1965 NFL STANDINGS

Western Division

	W	L	T	Pct.
Green Bay*	10	3	1	.769
Baltimore	10	3	1	.769
Chicago	9	5	0	.643
San Francisco	7	6	1	.536
Minnesota	7	7	0	.500
DETROIT	6	7	1	.462
Los Angeles	4	10	0	.286

Eastern Division

	W	L	T	Pct.
Cleveland	11	3	0	.766
Dallas	7	7	0	.500
New York	7	7	0	.500
Washington	6	8	0	.429
Philadelphia	5	9	0	.357
St. Louis	5	9	0	.357
Pittsburgh	2	12	0	.143

*Green Bay defeated Baltimore, 13-10, in divisional playoff (overtime).
Green Bay defeated Cleveland, 23-12, for World Championship.

IN 1965: The senior citizens' governmental medical assistance program, Medicare, begins.

USUAL STARTING LINE UP

OFFENSE

LE 89	Gail Cogdill
LT 70	Daryl Sanders
LG 66	Bob Kowalkowski
C 54	Ed Flanagan
RG 75	John Gordy
RT 72	J.D. Smith
RE 88	Ron Kramer
QB 14	Karl Sweetan
HB 31	Amos Marsh
FL 25	Pat Studstill
FB 35	Tom Nowatzke

DEFENSE

LE 78	Darris McCord
LT 71	Alex Karras
RE 76	Roger Brown
RT 74	Larry Hand
LLB 53	Mike Lucci
MLB 59	Ernie Clark
RLB 67	Wally Hilgenberg (6)
	55 Wayne Walker (5)
LH 44	Dick LeBeau
RH 43	Bobby Smith
LS 21	Bruce Maher
RS 27	Bobby Thompson

1966 RESULTS (4-9-1) 6th

Harry Gilmer, Coach

Date	Opponent	Crowd	W-L-T	Score
9-11	Chicago	52,225*	W	14-3
9-18	Pittsburgh	35,473	L	3-17
9-25	Atlanta	47,615*	W	28-10
10-2	Green Bay	50,861	L	14-23
10-9	Los Angeles	52,793*	L	7-14
10-16	Baltimore	60,238	L	14-45
10-23	San Francisco	36,745	L	24-27
10-30	Green Bay	56,954*	L	7-31
11-6	Chicago	47,041	T	10-10
11-13	Minnesota	43,939	W	32-31
11-20	Baltimore	52,383*	W	20-14
11-24	San Francisco	53,189*	L	14-41
12-4	Los Angeles	40,039	L	3-23
12-11	Minnesota	43,022*	L	16-28

TEAM STATISTICS

	Detroit	(Avg.)	Opp.	(Avg.)
TOTAL YARDS	3853	275.2	4414	315.3
RUSHING YARDS	1429	102.1	2006	143.3
PASSING YARDS	2424	173.1	2408	172.0
POINTS SCORED	206	14.7	317	22.6

HONOR ROLL

MVP Pat Studstill
PRO BOWL Roger Brown (T), Dick LeBeau (DB), Pat Studstill (E)

LION LEADERS

RUSHING Tom Nowatzke - 151 att. - 512 yards - 6 TD's
PASSING Karl Sweetan - 309 att. - 157 comp. - 1809 yards - 4 TD's - 14 INT's
RECEIVING Pat Studstill - 67 rec. - 1266 yards - 5 TD's
SCORING Garo Yepremian - 50 points (13 FG's, 11 PAT's)
PUNT RET Tommy Vaughn - 18 ret. - 179 yards - 9.9 avg.
KO RET Tommy Vaughn - 23 ret. - 595 yards - 25.9 avg.
PUNTING Pat Studstill - 72 punts - 2956 yards - 41.1 avg.
INT's Mike Lucci - 5 INT's - 118 yards - 1 TD



In 1966, Pat Studstill eclipsed Terry Barr's franchise records for both receptions and receiving yards in a season by catching 67 passes for 1,266 yards.

1966 NFL STANDINGS

Western Division

	W	L	T	Pct.
Green Bay	12	2	0	.857
Baltimore	9	5	0	.643
Los Angeles	8	6	0	.571
San Francisco	6	6	2	.500
Chicago	5	7	2	.417
DETROIT	4	9	1	.308
Minnesota	4	9	1	.308

Eastern Division

	W	L	T	Pct.
Dallas	10	3	1	.769
Cleveland	9	5	0	.643
Philadelphia	9	5	0	.643
St. Louis	8	5	1	.615
Washington	7	7	0	.500
Pittsburgh	5	8	1	.365
Atlanta	3	11	0	.214
New York	1	12	1	.017

Green Bay defeated Dallas, 34-27, for NFL Championship.
 Green Bay defeated Kansas City (AFL), 35-10, in Super Bowl I.

IN 1966: Wilt Chamberlain claims a record seventh consecutive NBA scoring title, averaging 33.5 points per game for Philadelphia.



USUAL STARTING LINE UP

OFFENSE		DEFENSE	
LE 81	Bill Malinchak (6)	LE 78	Darris McCord
89	Gail Codgill (6)	LT 71	Alex Karras
LT 52	Bill Cottrell	RT 82	Jerry Rush
LG 63	Chuck Walton	RE 74	Larry Hand
C 54	Ed Flanagan	LLB 59	Ernie Clark
RG 75	John Gordy	MLB 53	Mike Lucci
RT 79	Charlie Bradshaw	RLB 55	Wayne Walker (5)
RE 88	Ron Kramer (6)	50	Paul Naumoff (6)
80	Jim Gibbons (6)	LH 20	Lem Barney
QB 14	Karl Sweetan (6)	RH 44	Dick LeBeau
16	Milt Plum (6)	LS 21	Bruce Maher
HB 31	Amos Marsh (6)	RS 48	Tom Vaughn
23	Tom Watkins (6)		
FB 24	Mel Farr		
FL 25	Pat Studstill (5)		
87	John Henderson (4)		

1967 RESULTS (5-7-2) 3rd

Joe Schmidt, Coach

Date	Opponent	Crowd	W-L-T	Score
9-17	Green Bay	50,861	T	17-17
9-24	Cleveland	57,383*	W	31-14
10-1	St. Louis	43,821	L	28-38
10-8	Green Bay	57,877*	L	17-27
10-15	Chicago	46,024	L	3-14
10-22	Atlanta	50,601*	W	24-3
10-29	San Francisco	37,990	W	45-3
11-5	Chicago	55,606*	L	13-27
11-12	Minnesota	40,032	T	10-10
11-19	Baltimore	60,238	L	7-14
11-23	Los Angeles	54,389*	L	7-31
12-3	Pittsburgh	47,713*	L	14-24
12-10	New York	63,011	W	30-7
12-17	Minnesota	44,874*	W	14-3



Lem Barney kicked off his NFL career in fine fashion in 1967 by leading the NFL with 10 interceptions for 232 yards. Also during his rookie year, he became the only Lion ever to return three interceptions for a touchdown in the same season.

TEAM STATISTICS

	Detroit	(Avg.)	Opp.	(Avg.)
TOTAL YARDS	3538	252.7	3528	252.0
RUSHING YARDS	1907	136.2	1795	128.2
PASSING YARDS	1631	116.5	1733	123.8
POINTS SCORED	260	18.6	232	16.6

HONOR ROLL

MVP Mel Farr (Offense), Lem Barney (Defense)
 PRO BOWL Lem Barney (DB), Mel Farr (RB)

LION LEADERS

RUSHING Mel Farr - 206 att. - 860 yards - 3 TD's
PASSING Milt Plum - 172 att. - 86 comp. - 925 yards - 4 TD's - 8 INT's
RECEIVING Mel Farr - 39 rec. - 317 yards - 3 TD's
SCORING Mel Farr and Tom Nowatzke - 36 points each (6 TD's)
PUNT RET Tommy Watkins - 15 ret. - 57 yards - 3.8 avg.
KO RET Tommy Vaughn - 16 ret. - 446 yards - 27.9 avg.
PUNTING Pat Studstill - 36 punts - 1602 yards - 44.5 INT's
INT's Lem Barney - 10 INT's - 232 yards - 3 TD's

1967 NFL STANDINGS

WESTERN CONFERENCE

Central Division

	W	L	T	Pct.
Green Bay	9	4	1	.692
Chicago	7	6	1	.536
DETROIT	5	7	2	.417
Minnesota	3	8	3	.273

Coastal Division

	W	L	T	Pct.
Los Angeles	11	1	2	.917
Baltimore	11	1	2	.917
San Francisco	7	7	0	.500
Atlanta	1	12	1	.077

EASTERN CONFERENCE

Capital Division

	W	L	T	Pct.
Dallas	9	5	0	.643
Philadelphia	6	7	1	.462
Washington	5	6	3	.455
New Orleans	3	11	0	.214

Century Division

	W	L	T	Pct.
Cleveland	9	5	0	.643
New York	7	7	0	.500
St. Louis	6	7	1	.462
Pittsburgh	4	9	1	.306

Green Bay defeated Los Angeles, 26-7, for Western title. Dallas defeated Cleveland, 52-14, for Eastern title. Green Bay defeated Dallas, 21-17, for NFL Championship. Green Bay defeated Oakland (AFL), 33-14, in Super Bowl II.

IN 1967: The theme song from the Sidney Poitier film, "To Sir With Love", recorded by LuLu, was pop music's top-selling single, beating out The Monkees' "Daydream Believer".

USUAL STARTING LINE UP

OFFENSE		DEFENSE	
E 25	Earl McCullouch	LE 78	John Baker
LT 73	Roger Shoals	LT 71	Alex Karras
LG 63	Chuck Walton	RT 82	Jerry Rush
C 54	Ed Flanagan	RE 84	Joe Robb
RG 68	Frank Gallagher	LLB 50	Paul Naumoff
RT 79	Charlie Bradshaw	MLB 53	Mike Lucci
TE 88	Charlie Sanders	RLB 55	Wayne Walker
QB 19	Bill Munson	LH 20	Lem Barney
FL 3	Bill Gambrell	RH 44	Dick LeBeau
RB 38	Bill Triplett	LS 28	Mike Weger
RB 24	Mel Farr (7)	RS 48	Tom Vaughn
	43 Dave Kopay (5)		

1968 RESULTS (4-8-2) 4th

Joe Schmidt, Coach

Date	Opponent	Crowd	W-L-T	Score
9-15	Dallas	61,382	L	13-59
9-22	Chicago	50,688*	W	42-0
9-29	Green Bay	50,861	W	23-17
10-6	Minnesota	44,289	L	10-24
10-13	Chicago	46,996	W	28-10
10-20	Green Bay	57,302*	T	14-14
10-27	San Francisco	53,555*	L	7-14
11-3	Los Angeles	77,982	L	7-10
11-10	Baltimore	55,170*	L	10-27
11-17	Minnesota	46,654*	L	6-18
11-24	New Orleans	46,152*	T	20-20
11-28	Philadelphia	47,909*	L	0-12
12-8	Atlanta	49,437	W	24-7
12-15	Washington	50,123	L	3-14



Mel Farr capped off his second NFL season by leading the Lions in rushing with 597 yards and was named the squad's Offensive MVP.

TEAM STATISTICS

	Detroit	(Avg.)	Opp.	(Avg.)
TOTAL YARDS	4022	287.3	3837	274.1
RUSHING YARDS	1702	121.6	1680	120.0
PASSING YARDS	2320	165.7	2157	154.1
POINTS SCORED	207	14.8	246	17.6

HONOR ROLL

- MVP** Mel Farr (Offense), Wayne Walker (Defense)
PRO BOWL Lem Barney (DB), Charlie Sanders (TE)

LION LEADERS

- RUSHING** Mel Farr - 128 att. - 597 yards - 3 TD's
PASSING Bill Munson - 329 att. - 181 comp. - 2311 yards - 15 TD's - 8 INT's
RECEIVING Earl McCullouch - 40 rec. - 680 yards - 5 TD's
SCORING Mel Farr and Billy Gambrell - 42 points each (6 TD's)
PUNT RET Lem Barney - 13 ret. - 79 yards - 6.1 avg.
KO RET Lem Barney - 25 ret. - 670 yards - 26.8 avg. - 1 TD
PUNTING Jerry DePoyster - 71 punts - 2868 yards - 40.4 avg.
INT's Lem Barney - 7 INT's - 82 yards

1968 NFL STANDINGS

WESTERN CONFERENCE

Central Division

	W	L	T	Pct.
Minnesota	8	6	0	.571
Chicago	7	7	0	.500
Green Bay	6	7	1	.462
DETROIT	4	8	2	.333

Coastal Division

Baltimore	13	1	0	.929
Los Angeles	10	3	1	.769
San Francisco	2	12	0	.143
Atlanta	2	12	0	.143

EASTERN CONFERENCE

Capital Division

	W	L	T	Pct.
Dallas	12	2	0	.857
New York	7	7	0	.500
Washington	5	9	0	.357
Philadelphia	2	12	0	.143

Century Division

Cleveland	10	4	0	.714
St. Louis	9	4	1	.692
New Orleans	4	9	1	.306
Pittsburgh	2	11	1	.154

Baltimore defeated Minnesota, 24-14, for Western title. Cleveland defeated Dallas, 31-20, for Eastern title. Baltimore defeated Cleveland, 34-0, for NFL Championship. New York (AFL) defeated Baltimore, 16-7, in Super Bowl III.

IN 1968: Civil rights leader Dr. Martin Luther King Jr. is slain in Memphis.



1969

USUAL STARTING LINE UP

OFFENSE		DEFENSE	
WR 25	Earl McCullouch	LE 84	Joe Robb
LT 73	Roger Shoals	LT 71	Alex Karras
LG 63	Chuck Walton	RT 82	Jerry Rush
C 54	Ed Flanagan	RE 74	Larry Hand
RG 68	Frank Gallagher	LLB 50	Paul Naumoff
RT 76	Rockne Freitas	MLB 53	Mike Lucci
TE 88	Charlie Sanders	FLB 55	Wayne Walker
WR 49	Larry Walton	LCB 20	Lem Barney
QB 19	Bill Munson (7)	RCB 44	Dick LeBeau
11	Greg Landry (7)	LS 28	Mike Weger
RB 38	Wallace Triplett	RS 48	Tom Vaughn
RB 40	Nick Eddy (7)		
24	Mel Farr (5)		

1969 RESULTS (9-4-1) 2nd

Joe Schmidt, Coach				
Date	Opponent	Crowd	W-L-T	Score
9-21	Pittsburgh	51,360	L	13-16
9-28	New York	54,358*	W	24-0
10-5	Cleveland	82,833	W	28-21
10-12	Green Bay	58,384*	L	17-28
10-19	Chicago	54,732*	W	13-7
10-26	Minnesota	47,900	L	10-24
11-2	San Francisco	35,100	W	26-14
11-9	Atlanta	53,242*	W	27-21
11-16	St. Louis	51,749*	W	20-0
11-23	Green Bay	50,861	W	16-10
11-27	Minnesota	57,906*	L	0-27
12-7	Baltimore	60,238	T	17-17
12-14	Los Angeles	53,256*	W	28-0
12-21	Chicago	41,879	W	20-8



TE Charlie Sanders led the Lions with 42 receptions for 656 yards in 1969 to help earn him the second of his seven career trips to the Pro Bowl.

TEAM STATISTICS

	Detroit	(Avg.)	Opp.	(Avg.)
TOTAL YARDS	3355	239.6	3084	220.3
RUSHING YARDS	1755	125.4	1223	87.4
PASSING YARDS	1600	114.3	1861	132.9
POINTS SCORED	259	18.5	193	13.8

HONOR ROLL

MVP	Charlie Sanders (Offense), Mike Lucci (Defense)
PRO BOWL	Lem Barney (DB), Ed Flanagan (C), Charlie Sanders (TE)

LION LEADERS

RUSHING	Wallace Triplett - 111 att. - 377 yards - 3 TD's
PASSING	Bill Munson - 166 att. - 84 comp. - 1062 yards - 7 TD's - 8 INT's
RECEIVING	Charlie Sanders - 42 rec. - 656 yards - 3 TD's
SCORING	Errol Mann - 101 points (25 FG's, 26 PAT's)
PUNT RET	Lem Barney - 9 ret. - 191 yards - 21.2 avg. - 1 TD
KO RET	Bobby Williams - 17 ret. - 563 yards - 33.1 avg. - 1 TD
PUNTING	Lem Barney - 66 punts - 2249 yards - 34.1 avg.
INT's	Lem Barney - 8 INT's - 126 yards

1969 NFL STANDINGS

WESTERN CONFERENCE

Central Division				
	W	L	T	Pct.
Minnesota	12	2	0	.857
DETROIT	9	4	1	.692
Green Bay	8	6	0	.571
Chicago	1	13	0	.071

Coastal Division				
	W	L	T	Pct.
Los Angeles	11	3	0	.765
Baltimore	8	5	1	.615
Atlanta	6	8	0	.429
San Francisco	4	8	2	.333

EASTERN CONFERENCE

Capital Division				
	W	L	T	Pct.
Dallas	11	2	1	.846
Washington	7	5	2	.563
New Orleans	5	9	0	.357
Philadelphia	4	9	1	.306

Century Division				
	W	L	T	Pct.
Cleveland	10	3	1	.769
New York	6	8	0	.429
St. Louis	4	9	1	.308
Pittsburgh	1	13	0	.071

Minnesota defeated Los Angeles, 23-20, for Western title. Cleveland defeated Dallas, 36-14, for Eastern title. Minnesota defeated Cleveland, 27-7, for NFL championship. Kansas City (AFL) defeated Minnesota, 23-7, in Super Bowl IV.

IN 1969: Apollo II astronauts Neil Armstrong, Edwin Aldrin and Michael Collins make man's first moon-landing.

USUAL STARTING LINE UP

OFFENSE		DEFENSE	
WR 25	Earl McCullough (8)	LE 83	Jim Mitchell (8)
	85 Chuck Hughes (6)		84 Joe Robb (6)
LT 73	Roger Shoals	LT 71	Alex Karras
LG 63	Chuck Walton	RT 82	Jerry Rush
C 54	Ed Flanagan	RE 74	Larry Hand
RG 68	Frank Gallagher	LLB 50	Paul Naumoff
RT 76	Rockne Freitas	MLB 53	Mike Lucci
TE 88	Charlie Sanders	RLB 55	Wayne Walker
WR 49	Larry Walton	LCB 20	Lem Barney
QB 19	Bill Munson	RCB 44	Dick LeBeau
RB 42	Allie Taylor	LS 28	Mike Weger
RB 24	Mel Farr	RS 47	W. Rasmussen (8)
			48 Tom Vaughn (7)

1970 RESULTS (10-4-0) 2nd

Joe Schmidt, Coach

Date	Opponent	Crowd	W-L-T	Score
9-20	Green Bay	56,263	W	40-0
9-27	Cincinnati	58,202*	W	38-3
10-5	Chicago	58,210*	W	28-14
10-11	Washington	50,414	L	10-31
10-18	Cleveland	83,577	W	41-24
10-25	Chicago	45,632	W	16-10
11-1	Minnesota	58,210*	L	17-30
11-8	New Orleans	66,910	L	17-19
11-15	Minnesota	47,900	L	20-24
11-22	San Francisco	56,232*	W	28-7
11-26	Oakland	56,597*	W	28-14
12-6	St. Louis	56,362*	W	16-3
12-14	Los Angeles	79,441	W	28-23
12-20	Green Bay	57,387*	W	20-0
NFC Playoff				
12-26	Dallas	73,167	L	0-5

LION LEADERS

RUSHING	Mel Farr - 166 att. - 717 yards - 9 TD's
PASSING	Bill Munson - 158 att. - 84 comp. - 1049 yards - 7 INT's - 10 TD's
RECEIVING	Charlie Sanders - 40 rec. - 544 yards - 6 TD's
SCORING	Errol Mann - 101 points (20 FG's, 41 PAT's)
PUNT RET	Lem Barney - 25 ret. - 259 yards - 10.4 avg. - 1 TD
KO RET	Bobby Williams - 25 ret. - 544 yards - 21.7 avg. - 1 TD
PUNTING	Herman Weaver - 62 punts - 2483 yards - 40.0 avg.
INT's	Dick LeBeau - 9 INT's - 96 yards

TEAM STATISTICS

	Detroit	(Avg.)	Opp.	(Avg.)
TOTAL YARDS	3984	284.6	3448	246.3
RUSHING YARDS	2127	151.9	1152	82.3
PASSING YARDS	1857	132.6	2296	164
POINTS SCORED	347	24.8	202	14.4

HONOR ROLL

MVP	Charlie Sanders (Offense), Mike Lucci (Defense)
PRO BOWL	Mel Farr (RB), Ed Flanagan (C), Paul Naumoff (LB), Charlie Sanders (TE)

1970 NFL STANDINGS

NATIONAL CONFERENCE

Central Division

	W	L	T	Pct.
Minnesota	12	2	0	.657
DETROIT	10	4	0	.714
Chicago	6	8	0	.429
Green Bay	6	8	0	.429

Eastern Division

Dallas	10	4	0	.714
New York Giants	9	5	0	.643
St. Louis	8	5	1	.615
Washington	6	8	0	.429
Philadelphia	3	10	1	.231

Western Division

San Francisco	10	3	1	.769
Los Angeles	9	4	1	.692
Atlanta	4	8	2	.333
New Orleans	2	11	1	.154

AMERICAN CONFERENCE

Central Division

	W	L	T	Pct.
Cincinnati	8	6	0	.571
Cleveland	7	7	0	.500
Pittsburgh	5	9	0	.357
Houston	3	10	1	.231

Eastern Division

Baltimore	11	2	1	.846
Miami	10	4	0	.714
New York Jets	4	10	0	.286
Buffalo	3	10	1	.231
Boston	2	12	0	.143

Western Division

Oakland	8	4	2	.667
Kansas City	7	5	2	.583
San Diego	5	6	3	.455
Denver	5	8	1	.357

Dallas defeated DETROIT, 5-0, and San Francisco defeated Minnesota, 17-14, in NFC playoffs. Dallas defeated San Francisco, 17-10 for NFC title. Baltimore defeated Cincinnati, 17-0, and Oakland defeated Miami, 21-14, in AFC playoffs. Baltimore defeated Oakland, 27-17, for AFC title. Baltimore defeated Dallas, 16-13, for NFL title in Super Bowl V.

IN 1970: Four Kent State University students are slain by National Guardsmen at demonstration protesting incursion into Cambodia.



1971

USUAL STARTING LINE UP

OFFENSE		DEFENSE	
WR 25	Earl McCullough	LE 83	Jim Mitchell
LT 75	Jim Yarbrough	LT 77	Dick Eve
LG 63	Chuck Walton	RT 82	Jerry Rush
C 54	Ed Flanagan	RE 74	Larry Hand
RG 66	Bob Kowalkowski	LLB 50	Paul Naumoff
RT 76	Rockne Freitas	MLB 53	Mike Lucci
TE 88	Charlie Sanders	RLB 55	Wayne Walker
WR 49	Larry Walton	LCB 20	Lem Barney
QB 11	Greg Landry	RCB 44	Dick LeBeau
RB 42	Allie Taylor	LS 28	Mike Weger
RB 36	Steve Owens	RS 48	Tom Vaughn

1971 RESULTS (7-6-1) 2nd

Joe Schmidt, Coach

Date	Opponent	Crowd	W-L-T	Score
9-20	Minnesota	54,418*	L	13-16
9-26	New England	61,057	W	34-7
10-3	Atlanta	54,418*	W	41-38
10-10	Green Bay	54,418*	W	31-28
10-17	Houston	45,885	W	31-7
10-24	Chicago	54,418*	L	23-28
11-1	Green Bay (M)	47,961	T	14-14
11-7	Denver	51,200	W	24-20
11-14	Los Angeles	54,418*	L	13-21
11-21	Chicago	55,049	W	28-3
11-25	Kansas City	54,418*	W	32-21
12-5	Philadelphia	54,418*	L	20-23
12-11	Minnesota	49,784	L	10-29
12-19	San Francisco	45,580	L	27-31

LION LEADERS

RUSHING	Steve Owens - 246 att. - 1035 yards - 8 TD's
PASSING	Greg Landry - 261 att. - 136 comp. - 2237 yards - 16 TD's - 13 INT's
RECEIVING	Steve Owens - 32 rec. - 350 yards - 2 TD's
SCORING	Errol Mann - 103 points (22 FG's, 37 PAT's)
PUNT RET	Lem Barney - 14 ret. - 122 yards - 8.7 avg.
KO RET	Ron Jessie - 16 ret. - 470 yards - 29.4 avg. - 2 TD's
PUNTING	Herman Weaver - 42 punts - 1752 yards - 41.7 avg.
INT's	Dick LeBeau - 6 INT's - 76 yards

TEAM STATISTICS

	Detroit	(Avg.)	Opp.	(Avg.)
TOTAL YARDS	4577	326.9	3859	275.6
RUSHING YARDS	2376	169.7	1842	131.6
PASSING YARDS	2201	157.2	2017	144.1
POINTS SCORED	341	24.4	286	20.4

HONOR ROLL

MVP	Steve Owens (Offense), Mike Lucci (Defense)
PRO BOWL	Ed Flanagan (C), Greg Landry (QB), Mike Lucci (LB), Steve Owens (RB), Charlie Sanders (TE)

1971 NFL STANDINGS

NATIONAL CONFERENCE

Central Division

	W	L	T	Pct.
Minnesota	11	3	0	.766
DETROIT	7	6	1	.583
Chicago	6	8	0	.429
Green Bay	4	6	2	.333

Eastern Division

Dallas	11	3	0	.766
Washington	9	4	1	.692
Philadelphia	6	7	1	.462
St. Louis	4	9	1	.306
New York Giants	4	10	0	.286

Western Division

San Francisco	9	5	0	.643
Los Angeles	8	5	1	.615
Atlanta	7	6	1	.536
New Orleans	4	8	2	.333

AMERICAN CONFERENCE

Central Division

	W	L	T	Pct.
Cleveland	9	5	0	.643
Pittsburgh	6	8	0	.429
Houston	4	9	1	.308
Cincinnati	4	10	0	.286

Eastern Division

Miami	10	3	1	.769
Baltimore	10	4	0	.714
New England	6	8	0	.429
New York Jets	6	8	0	.429
Buffalo	1	13	0	.071

Western Division

Kansas City	10	3	1	.769
Oakland	6	4	2	.667
San Diego	6	8	0	.429
Denver	4	9	1	.306

Dallas defeated Minnesota, 20-12, and San Francisco defeated Washington, 24-20, in NFC playoffs. Dallas defeated San Francisco, 14-3, for NFC title. Miami defeated Kansas City, 27-24, and Baltimore defeated Cleveland, 20-3, in AFC playoffs. Miami defeated Baltimore, 21-0, for AFC title. Dallas defeated Miami, 24-3, for NFL title in Super Bowl VI.

IN 1971: The 26th Amendment to the U.S. Constitution lowers voting age to 18.

USUAL STARTING LINE UP

OFFENSE		DEFENSE	
WR 89 Ron Jessie	LE 83 Jim Mitchell	LT 75 Jim Yarbrough	LT 70 Larry Woods
LG 63 Chuck Walton	RT 73 Bob Bell	C 54 Ed Flanagan	RE 74 Larry Hand
RG 66 Bob Kowalkowski	LLB 50 Paul Naumoff	RT 76 Rockne Freitas	MLB 53 Mike Lucci
TE 88 Charlie Sanders	RLB 55 Wayne Walker	WR 49 Larry Walton	LCB 20 Lem Barney
QB 11 Greg Landry	RCB 46 Rudy Redmond	RB 36 Steve Owens	LS 28 Mike Weger
RB 42 Altie Taylor	RS 44 Dick LeBeau		

1972 RESULTS (8-5-1) 2nd

Joe Schmidt, Coach

Date	Opponent	Crowd	W-L-T	Score
9-17	New York Giants	54,418*	W	30-16
9-24	Minnesota	54,418*	L	10-34
10-1	Chicago	55,701	W	38-24
10-8	Atlanta	58,850	W	26-23
10-16	Green Bay	54,418*	L	23-24
10-22	San Diego	54,371*	W	34-20
10-30	Dallas	65,378	L	24-28
11-5	Chicago	54,418*	W	14-0
11-12	Minnesota	49,784	L	14-16
11-19	New Orleans	53,752*	W	27-14
11-23	New York Jets	54,418*	W	37-20
12-3	Green Bay	55,263	L	7-33
12-10	Buffalo	41,583	T	21-21
12-17	Los Angeles	71,761	W	34-17

LION LEADERS

RUSHING Altie Taylor - 154 att. - 658 yards - 4 TD's
PASSING Greg Landry - 268 att. - 134 comp. - 2066 yards - 18 TD's - 17 INT's
RECEIVING Altie Taylor - 29 rec. - 250 yards - 2 TD's
SCORING Errol Mann - 98 points (20 FG's, 38 PAT's)
PUNT RET Lem Barney - 15 ret. - 108 yards - 7.2 avg.
KO RET Ron Jessie - 23 ret. - 558 yards - 24.3 avg.
PUNTING Herman Weaver - 43 punts - 1734 yards - 40.3 avg.
INT's Lem Barney - 3 INT's - 88 yards

TEAM STATISTICS

	Detroit	(Avg.)	Opp.	(Avg.)
TOTAL YARDS	4155	296.8	4208	300.6
RUSHING YARDS	2021	144.4	2204	157.4
PASSING YARDS	2134	152.4	2004	143.1
POINTS SCORED	339	24.2	290	20.7

HONOR ROLL

MVP Rockne Freitas (Offense), Larry Hand (Defense)
PRO BOWL Lem Barney (DB), Rocky Freitas (T)

1972 NFL STANDINGS

NATIONAL CONFERENCE

Central Division

	W	L	T	Pct.
Green Bay	10	4	0	.714
DETROIT	8	5	1	.607
Minnesota	7	7	0	.500
Chicago	4	9	1	.321

Eastern Division

	W	L	T	Pct.
Washington	11	3	0	.766
Dallas	10	4	0	.714
New York Giants	8	6	0	.571
St. Louis	4	9	1	.321
Philadelphia	2	11	1	.179

Western Division

	W	L	T	Pct.
San Francisco	8	5	1	.607
Atlanta	8	7	0	.500
Los Angeles	6	7	1	.464
New Orleans	2	11	1	.179

AMERICAN CONFERENCE

Central Division

	W	L	T	Pct.
Pittsburgh	11	3	0	.786
Cleveland	10	4	0	.714
Cincinnati	8	6	0	.571
Houston	1	13	0	.071

Eastern Division

	W	L	T	Pct.
Miami	14	0	0	1.000
New York Jets	7	7	0	.500
Baltimore	5	9	0	.357
Buffalo	4	9	1	.321
New England	3	11	0	.214

Western Division

	W	L	T	Pct.
Oakland	10	3	1	.750
Kansas City	8	6	0	.571
Denver	5	9	0	.357
San Diego	4	9	1	.321

Dallas defeated San Francisco, 30-26, and Washington defeated Green Bay, 16-3, in NFC playoffs. Washington defeated Dallas, 26-3, for NFC title. Miami defeated Cleveland, 20-14, and Pittsburgh defeated Oakland 13-7, in AFC playoffs. Miami defeated Pittsburgh, 21-17, for AFC title. Miami defeated Washington, 14-7, for NFL title in Super Bowl VII.

IN 1972: Five men are apprehended by police in attempt to bug Democratic National Committee headquarters in Washington D.C.'s Watergate complex.



USUAL STARTING LINE UP

OFFENSE		DEFENSE	
WR 89 Ron Jessie	LE 82 Ken Sanders		
LT 75 Jim Yarbrough	LT 80 Herb Orvis		
LG 60 Guy Dennis	RT 73 Bob Bell		
C 54 Ed Flanagan	RE 74 Larry Hand		
RG 66 Bob Kowalkowski	LLB 50 Paul Naumoff		
RT 76 Rockne Freitas	MLB 53 Mike Lucci		
TE 88 Charlie Sanders	FLB 59 Charlie Weaver		
WR 49 Larry Walton	LCB 20 Lem Barney		
QB 19 Bill Munson (7)	RCB 23 Levi Johnson		
11 Greg Landry (7)	LS 28 Mike Weger		
RB 42 Altie Taylor	RS 26 Dick Jauron		
RB 36 Steve Owens			

LION LEADERS

RUSHING Altie Taylor - 176 att. - 719 yards - 5 TD's
PASSING Bill Munson - 187 att. - 95 comp. - 1129 yards - 9 TD's - 8 INT's
RECEIVING Charlie Sanders - 28 rec. - 433 yards - 2 TD's
SCORING Errol Mann - 53 points (13 FG's, 14 PAT's)
PUNT RET Lem Barney - 27 ret. - 231 yards - 8.6 avg.
KO RET Dick Jauron - 17 ret. - 405 yards - 23.8 avg.
PUNTING Herman Weaver - 54 punts - 2333 yards - 43.2 avg.
INT's Levi Johnson - 5 INT's - 82 yards
TACKLES Charlie Weaver - 55 total
QB SACKS Larry Hand - 11 sacks

1973 RESULTS (6-7-1) 2nd

Don McCafferty, Coach

Date	Opponent	Crowd	W-L-T	Score
9-16	Pittsburgh	48,913	L	10-24
9-23	Green Bay	56,267	T	13-13
10-1	Atlanta	54,418*	W	31-6
10-7	Minnesota	54,418*	L	9-23
10-14	New Orleans	57,810	L	13-20
10-21	Baltimore	53,688*	L	27-29
10-28	Green Bay	53,859*	W	34-0
11-4	San Francisco	54,348*	W	30-20
11-11	Minnesota	48,503	L	7-28
11-18	Chicago	55,701	W	30-7
11-22	Washington	54,418*	L	0-20
12-2	St. Louis	47,712	W	20-16
12-9	Chicago	52,641*	W	40-7
12-15	Miami	80,047	L	7-34

TEAM STATISTICS

	Detroit	(Avg.)	Opp.	(Avg.)
TOTAL YARDS	4046	289.0	3905	278.9
RUSHING YARDS	2133	152.4	2117	151.2
PASSING YARDS	1913	136.6	1788	127.7
POINTS SCORED	271	19.4	247	17.6

HONOR ROLL

MVP Altie Taylor (Offense), Herb Orvis (Defense)
PRO BOWL Lem Barney (DB), Ed Flanagan (C)

1973 NFL STANDINGS

NATIONAL CONFERENCE

Central Division

	W	L	T	Pct.
Minnesota	12	2	0	.857
DETROIT	6	7	1	.464
Green Bay	5	7	2	.429
Chicago	3	11	0	.214

Eastern Division

	W	L	T	Pct.
Dallas	10	4	0	.714
Washington	10	4	0	.714
Philadelphia	5	8	1	.393
St. Louis	4	9	1	.321
New York Giants	2	11	1	.179

Western Division

	W	L	T	Pct.
Los Angeles	12	2	0	.857
Atlanta	9	5	0	.643
New Orleans	5	9	0	.357
San Francisco	5	9	0	.357

AMERICAN CONFERENCE

Central Division

	W	L	T	Pct.
Cincinnati	10	4	0	.714
Pittsburgh	10	4	0	.714
Cleveland	7	5	2	.571
Houston	1	13	0	.071

Eastern Division

	W	L	T	Pct.
Miami	12	2	0	.857
Buffalo	9	5	0	.643
New England	5	9	0	.357
Baltimore	4	10	0	.286
New York Jets	4	10	0	.286

Western Division

	W	L	T	Pct.
Oakland	9	4	1	.679
Denver	7	5	2	.571
Kansas City	7	5	2	.571
San Diego	2	11	1	.179

Minnesota defeated Washington, 27-20, and Dallas defeated Los Angeles, 27-16, in NFC playoffs. Minnesota defeated Dallas, 27-10, for NFC title. Miami defeated Cincinnati, 34-16, and Oakland defeated Pittsburgh, 33-14, in AFC playoffs. Miami defeated Oakland, 27-10, for AFC title. Miami defeated Minnesota, 24-7, for NFL title in Super Bowl VIII.

IN 1973: Secretariat becomes the first horse in 25 years to capture the Triple Crown.

USUAL STARTING LINE UP

OFFENSE		DEFENSE	
WR 89 Ron Jessie	LE 82 Ken Sanders	LT 75 Jim Yarbrough	LT 80 Herb Orvis
LG 63 Chuck Walton	RT 83 Jim Mitchell	C 45 Ed Flanagan	RE 74 Larry Hand
RG 66 Bob Kowalkowski	LLB 50 Paul Naumoff	RT 76 Rockne Freitas	MLB 52 Jim Laslavic
TE 88 Charlie Sanders	RLB 59 Charlie Weaver	WR 49 Larry Walton	LCB 20 Lem Barney
QB 19 Bill Munson	RCB 23 Levi Johnson	RB 36 Steve Owens	LS 40 Charlie West
RB 30 Jim Hooks	RS 26 Dick Jauron		

LION LEADERS

RUSHING Allie Taylor - 150 att. - 532 yards - 5 TD's
PASSING Bill Munson - 292 att. - 166 comp. - 1874 yards - 8 TD's - 7 INT's
RECEIVING Ron Jessie - 54 rec. - 761 yards - 3 TD's
SCORING Errol Mann - 92 points (23 FG's, 23 PAT's)
PUNT RET Dick Jauron - 17 ret. - 286 yards - 16.8 avg.
KO RET Jimmie Jones - 38 ret. - 927 yards - 24.4 avg.
PUNTING Herman Weaver - 72 punts - 2772 yards - 38.5 avg.
INT's Levi Johnson - 5 INT's - 139 yards - 2 TD's
TACKLES Jim Laslavic - 120 total
QB SACKS Ken Sanders - 6.5 sacks

1974 RESULTS (7-7-0) 2nd

Rick Forzano, Coach

Date	Opponent	Crowd	W-L-T	Score
9-15	Chicago	55,202	L	9-17
9-22	Minnesota	49,703*	L	6-7
9-29	Green Bay (M)	47,292	L	19-21
10-6	Los Angeles	64,987	L	13-16
10-14	San Francisco	49,756*	W	17-13
10-20	Minnesota	48,501	W	20-16
10-27	Green Bay	54,418*	W	19-17
11-3	New Orleans	49,127*	W	19-14
11-10	Oakland	54,020	L	13-35
11-17	New York Giants	45,859*	W	20-19
11-24	Chicago	47,376*	W	34-17
11-28	Denver	53,314*	L	27-31
12-8	Cincinnati	59,575	W	23-19
12-15	Philadelphia	66,052	L	17-28

TEAM STATISTICS

	Detroit	(Avg.)	Opp.	(Avg.)
TOTAL YARDS	3653	260.9	4338	309.9
RUSHING YARDS	1433	102.4	2102	150.1
PASSING YARDS	2220	158.6	2236	159.7
POINTS SCORED	256	18.3	270	19.3

HONOR ROLL

MVP Bill Munson (Offense), Levi Johnson (Defense)
PRO BOWL Dick Jauron (DB), Charlie Sanders (TE)

1974 NFL STANDINGS

NATIONAL CONFERENCE

Central Division

	W	L	T	Pct.
Minnesota	10	4	0	.714
DETROIT	7	7	0	.500
Green Bay	6	8	0	.429
Chicago	4	10	0	.286

Eastern Division

	W	L	T	Pct.
St. Louis	10	4	0	.714
Washington	10	4	0	.714
Dallas	8	6	0	.571
Philadelphia	7	7	0	.500
New York Giants	2	12	0	.143

Western Division

	W	L	T	Pct.
Los Angeles	10	4	0	.714
San Francisco	6	8	0	.429
New Orleans	5	9	0	.357
Atlanta	3	11	0	.214

AMERICAN CONFERENCE

Central Division

	W	L	T	Pct.
Pittsburgh	10	3	1	.750
Cincinnati	7	7	0	.500
Houston	7	7	0	.500
Cleveland	4	10	0	.286

Eastern Division

	W	L	T	Pct.
Miami	11	3	0	.766
Buffalo	9	5	0	.643
New England	7	7	0	.500
New York Jets	7	7	0	.500
Baltimore	2	12	0	.143

Western Division

	W	L	T	Pct.
Oakland	12	2	0	.857
Denver	7	6	1	.536
Kansas City	5	9	0	.357
San Diego	5	9	0	.357

Minnesota defeated St. Louis, 30-14, and Los Angeles defeated Washington, 19-10, in NFC playoffs. Minnesota defeated Los Angeles, 14-10, for NFC title. Pittsburgh defeated Buffalo, 32-14, and Oakland defeated Miami, 28-26, in AFC playoffs. Pittsburgh defeated Oakland, 24-13, for AFC title. Pittsburgh defeated Minnesota, 15-6, for NFL title in Super Bowl IX.

IN 1974: Richard M. Nixon becomes the first U.S. President to resign from office.



1975

USUAL STARTING LINE UP

OFFENSE		DEFENSE	
WR 45	Ray Jarvis	LE 82	Ken Sanders
LT 75	Jim Yarbrough	LT 80	Herb Orvis
LG 62	Lynn Boden	RT 74	Larry Hand
C 63	Jon Morris	RE 70	Billy Howard
RG 66	Bob Kowalkowski	LLB 50	Paul Naumoff
RT 76	Rockne Freitas	MLB 52	Jim Laslavic
TE 88	Charlie Sanders	RLB 59	Charlie Weaver
WR 43	Marlin Briscoe	LCB 20	Lem Barney
QB 14	Joe Reed	RCB 23	Levi Johnson
RB 24	Dexter Bussey	LS 40	Charlie West
RB 42	Altie Taylor	RS 26	Dick Jauron

LION LEADERS

RUSHING	Dexter Bussey - 157 att. - 696 yards - 2 TD's
PASSING	Joe Reed - 191 att. - 86 comp. - 1181 yards - 9 TD's - 10 INT's
RECEIVING	Charlie Sanders - 37 rec. - 486 yards - 3 TD's
SCORING	Enrol Mann - 67 points (14 FG's, 29 PAT's)
PUNT RET	Charlie West - 22 ret. - 219 yards - 10.0 avg.
KO RET	Bobby Thompson - 22 ret. - 565 yards - 25.7 avg.
PUNTING	Herman Weaver - 80 punts - 3361 yards - 42.0 avg.
INT's	Lem Barney - 5 INT's - 23 yards
TACKLES	Paul Naumoff - 143 total
QB SACKS	Larry Hand - 7.0 sacks

1975 RESULTS (7-7-0) 2nd

Rick Forzano, Coach

Date	Opponent	Crowd	W-L-T	Score
9-21	Green Bay (M)	50,781	W	30-16
9-26	Atlanta	45,218	W	17-14
#10-6	Dallas	79,784*	L	10-36
10-12	Chicago	74,032*	W	27-7
10-19	Minnesota	47,872	L	19-25
10-26	Houston	46,904	L	8-24
11-2	San Francisco	43,209	W	28-17
11-9	Cleveland	75,283*	W	21-10
11-16	Green Bay	76,946*	W	13-10
11-23	Kansas City	55,161	L	21-24 (OT)
#11-27	Los Angeles	69,552*	L	0-20
12-7	Chicago	37,772	L	21-25
#12-14	Minnesota	73,130*	W	17-10
12-21	St. Louis	64,656*	L	13-24

#Silverdome sellout

TEAM STATISTICS

	Detroit	(Avg.)	Opp.	(Avg.)
TOTAL YARDS	4064	290.3	4000	285.7
RUSHING YARDS	2147	153.4	1929	137.8
PASSING YARDS	1917	136.9	2071	147.9
POINTS SCORED	245	17.5	262	18.7

HONOR ROLL

MVP	Dexter Bussey (Offense), Paul Naumoff (Defense)
PRO BOWL	Lem Barney (DB), Charlie Sanders (TE)

1975 NFL STANDINGS

NATIONAL CONFERENCE

Central Division

	W	L	T	Pct.
Minnesota	12	2	0	.857
DETROIT	7	7	0	.500
Chicago	4	10	0	.286
Green Bay	4	10	0	.286

Eastern Division

	W	L	T	Pct.
St. Louis	11	3	0	.766
Dallas	10	4	0	.714
Washington	8	6	0	.571
New York Giants	5	9	0	.357
Philadelphia	4	10	0	.286

Western Division

	W	L	T	Pct.
Los Angeles	12	2	0	.857
San Francisco	5	9	0	.357
Atlanta	4	10	0	.286
New Orleans	2	12	0	.143

AMERICAN CONFERENCE

Central Division

	W	L	T	Pct.
Pittsburgh	12	2	0	.857
Cincinnati	11	3	0	.786
Houston	10	4	0	.714
Cleveland	3	11	0	.214

Eastern Division

	W	L	T	Pct.
Baltimore	10	4	0	.714
Miami	10	4	0	.714
Buffalo	8	6	0	.571
New England	3	11	0	.214
New York Jets	3	11	0	.214

Western Division

	W	L	T	Pct.
Oakland	11	3	0	.786
Denver	6	8	0	.429
Kansas City	5	9	0	.357
San Diego	2	12	0	.143

Dallas defeated Minnesota, 17-14, and Los Angeles defeated St. Louis, 35-23, in NFC playoffs. Dallas defeated Los Angeles, 37-7, for NFC title. Pittsburgh defeated Baltimore, 28-10, and Oakland defeated Cincinnati, 31-28, in AFC playoffs. Pittsburgh defeated Oakland, 16-10, for AFC title. Pittsburgh defeated Dallas, 21-17, for NFL title in Super Bowl X.

IN 1975: "One Flew Over the Cuckoo's Nest" sweeps the Oscars for Best Picture, Director (Milos Forman), Actor (Jack Nicholson) and Actress (Louise Fletcher).

USUAL STARTING LINE UP

OFFENSE		DEFENSE	
WR 45 Ray Jarvis	LE 82 Ken Sanders	LT 83 Jim Mitchell	
LT 71 Craig Hertwig	RT 74 Larry Hand	RE 70 Billy Howard	
LG 62 Lynn Boden	MLB 50 Paul Naumoff	MLB 52 Jim Laslavic	
C 63 Jon Morris	RT 76 Rockne Freitas	FLB 59 Charlie Weaver	
RG 66 Bob Kowalkowski	TE 88 Charlie Sanders	LCB 20 Lem Barney	
RT 76 Rockne Freitas	WR 49 Larry Walton	RCB 23 Levi Johnson	
TE 88 Charlie Sanders	QB 11 Greg Landry	LS 40 Charlie West	
WR 49 Larry Walton	RB 24 Dexter Bussey	RS 28 James Hunter	
QB 11 Greg Landry	RB 25 Horace King		

LION LEADERS

RUSHING Dexter Bussey - 196 att. - 858 yards - 3 TD's

PASSING Greg Landry - 291 att. - 168 comp. - 2191 yards - 17 TD's - 8 INT's

RECEIVING Ray Jarvis - 39 rec. - 822 yards - 5 TD's

SCORING Bennie Ricardo - 49 points (10 FG's, 19 PAT's)

PUNT RET Lem Barney - 23 ret. - 191 yards - 8.3 avg.

KO RET Bobby Thompson - 22 ret. - 431 yards - 19.6 avg.

PUNTING Herman Weaver - 83 punts - 3280 yards - 39.5 avg.

INT's James Hunter - 7 INT's - 120 yards - 17.1 avg.

TACKLES Charlie Weaver - 114 total

QB SACKS Charlie Weaver - 7 sacks

1976 RESULTS (6-8-0) 3rd

Rick Forzano, Coach

Date	Opponent	Crowd	W-L-T	Score
9-12	Chicago	54,125	L	3-10
9-19	Atlanta	50,840*	W	24-10
#9-26	Minnesota	77,292*	L	9-10
10-3	Green Bay	55,041	L	14-24
Tommy Hudspeth, Coach				
10-10	New England	60,174*	W	30-10
10-17	Washington	45,906	L	7-20
10-24	Seattle	61,280	W	41-14
10-31	Green Bay	74,992*	W	27-6
11-7	Minnesota	46,735	L	23-31
11-14	New Orleans	42,048	L	16-17
#11-21	Chicago	78,042*	W	14-10
11-25	Buffalo	66,875*	W	27-14
12-5	New York Giants	66,068	L	10-24
12-11	Los Angeles	73,470*	L	17-20

#Silverdome sellout.

TEAM STATISTICS

	Detroit	(Avg.)	Opp.	(Avg.)
TOTAL YARDS	4353	272.1	3587	224.2
RUSHING YARDS	2213	138.3	1901	118.8
PASSING YARDS	2140	133.8	1686	105.4
POINTS SCORED	262	16.4	220	13.8

HONOR ROLL

MVP Ray Jarvis (Offense), Charlie Weaver (Defense)

PRO BOWL Lem Barney (DB), Charlie Sanders (TE)

1976 NFL STANDINGS

NATIONAL CONFERENCE

Central Division

	W	L	T	Pct.
Minnesota	11	2	1	.821
Chicago	7	7	0	.500
DETROIT	6	8	0	.429
Green Bay	5	9	0	.266

Eastern Division

	W	L	T	Pct.
Dallas	11	3	0	.766
Washington	10	4	0	.714
St. Louis	10	4	0	.714
Philadelphia	4	10	0	.266
New York Giants	3	11	0	.214

Western Division

	W	L	T	Pct.
Los Angeles	10	3	1	.750
San Francisco	8	6	0	.571
Atlanta	4	10	0	.286
New Orleans	4	10	0	.286
Seattle	2	12	0	.143

AMERICAN CONFERENCE

Central Division

	W	L	T	Pct.
Pittsburgh	10	4	0	.714
Cincinnati	10	4	0	.714
Cleveland	9	5	0	.643
Houston	5	9	0	.357

Eastern Division

	W	L	T	Pct.
Baltimore	11	3	0	.766
New England	11	3	0	.766
Miami	6	8	0	.429
New York Jets	3	11	0	.214
Buffalo	2	12	0	.143

Western Division

	W	L	T	Pct.
Oakland	13	1	0	.929
Denver	9	5	0	.643
San Diego	6	8	0	.429
Kansas City	5	9	0	.357
Tampa Bay	0	14	0	.000

Minnesota defeated Washington, 35-20, and Los Angeles defeated Dallas, 14-12, in NFC playoffs. Minnesota defeated Los Angeles, 24-13, for NFC title. Oakland defeated New England, 24-21, and Pittsburgh defeated Baltimore, 40-14, in AFC playoffs. Oakland defeated Pittsburgh, 24-7, for AFC title. Oakland defeated Minnesota, 32-14, for NFL title in Super Bowl XI.

IN 1976: The United States celebrates its Bicentennial.



1977

USUAL STARTING LINE UP

OFFENSE

WR 86 J.D. Hill
 LT 75 Jim Yarbrough
 LG 73 Russ Bolinger
 C 63 Jon Morris
 RG 62 Lynn Boden
 RT 71 Craig Hetwig
 TE 81 David Hill
 WR 45 Ray Jarvis
 QB 11 Greg Landry
 RB 25 Horace King
 RB 32 Rick Kane

DEFENSE

LE 82 Ken Sanders
 LT 80 Herb Orvis
 RT 78 Doug English
 RE 83 Jim Mitchell
 LLB 50 Paul Naumoff
 MLB 55 Ed O'Neil
 RLB 59 Charlie Weaver
 LCB 28 James Hunter
 RCB 20 Lem Barney
 FS 26 Dick Jauron
 SS 40 Charlie West

LION LEADERS

RUSHING Horace King - 155 att. - 521 yards - 1 TD
PASSING Greg Landry - 240 att. - 135 comp. - 1359 yards - 6 TD's - 7 INT's
RECEIVING Horace King - 40 rec. - 238 yards
SCORING Steve Mike-Mayer - 43 points (8 FG's, 19 PAT's)
PUNT RET Eddie Payton - 27 ret. - 273 yards - 10.1 avg. - 1 TD
KO RET Eddie Payton - 18 ret. - 457 yards - 25.4 avg. - 1 TD
PUNTING Wilbur Summers - 93 punts - 3420 yards - 36.8 avg.
INT's James Hunter - 6 INT's - 104 yards
TACKLES Ed O'Neil - 114 total - 71 solo - 43 assists
QB SACKS Ken Sanders - 9 sacks

1977 RESULTS (6-8-0) 3rd

Tommy Hudspeth, Coach

Date	Opponent	Crowd	W-L-T	Score
9-18	Chicago	51,530	L	20-30
9-25	New Orleans	51,458*	W	23-19
10-2	Philadelphia	57,236*	W	17-13
10-9	Minnesota	45,860	L	7-14
#10-16	Green Bay	78,452*	W	10-6
10-23	San Francisco	39,392	L	7-28
10-30	Dallas	63,160	L	0-37
11-6	San Diego	72,559*	W	20-0
11-13	Atlanta	47,461	L	6-17
11-20	Tampa Bay	49,751*	W	16-7
11-24	Chicago	71,373*	L	14-31
12-4	Green Bay	56,367	L	9-10
12-11	Baltimore	45,124	W	13-10
#12-17	Minnesota	78,452*	L	21-30

#Silverdome sellout

TEAM STATISTICS

	Detroit	(Avg.)	Opp.	(Avg.)
TOTAL YARDS	3224	201.5	3772	235.8
RUSHING YARDS	1706	106.6	1905	119.1
PASSING YARDS	1959	122.4	2123	132.7
POINTS SCORED	183	11.4	252	15.8

HONOR ROLL

MVP Jon Morris (Offense), Charlie Weaver (Defense)

1977 NFL STANDINGS

NATIONAL CONFERENCE

Central Division

	W	L	T	Pct.
Minnesota	9	5	0	.643
Chicago	9	5	0	.643
DETROIT	6	8	0	.429
Green Bay	4	10	0	.286
Tampa Bay	2	12	0	.143

Eastern Division

	W	L	T	Pct.
Dallas	12	2	0	.857
Washington	9	5	0	.643
St. Louis	7	7	0	.500
Philadelphia	5	9	0	.357
New York Giants	5	9	0	.357

Western Division

	W	L	T	Pct.
Los Angeles	10	4	0	.714
Allanta	7	7	0	.500
San Francisco	5	9	0	.357
New Orleans	3	11	0	.214

AMERICAN CONFERENCE

Central Division

	W	L	T	Pct.
Pittsburgh	9	5	0	.643
Houston	8	6	0	.571
Cincinnati	8	6	0	.571
Cleveland	6	8	0	.429

Eastern Division

	W	L	T	Pct.
Baltimore	10	4	0	.714
Miami	10	4	0	.714
New England	9	5	0	.643
New York Jets	3	11	0	.214
Buffalo	3	11	0	.214

Western Division

	W	L	T	Pct.
Denver	12	2	0	.857
Oakland	11	3	0	.766
San Diego	7	7	0	.500
Seattle	5	9	0	.357
Kansas City	2	12	0	.143

Dallas defeated Chicago, 37-7, and Minnesota defeated Los Angeles, 14-7, in NFC playoffs. Dallas defeated Minnesota, 23-6, for NFC title. Denver defeated Pittsburgh, 34-21, and Oakland defeated Baltimore, 37-31, in AFC playoffs. Denver defeated Oakland, 20-17, for AFC title. Dallas defeated Denver, 27-10, for NFL title in Super Bowl XII.

IN 1977: "Star Wars" is the year's top box office attraction, earning a record \$193,500,000.

USUAL STARTING LINE UP

OFFENSE		DEFENSE	
WR 89 Luther Blue	LE 75 Dave Pureifory	TE 81 David Hill	LT 77 John Woodcock
LT 76 Karl Baldischwieler	RT 78 Doug English	LG 61 Homer Elias	RE 60 Al Baker
C 54 Larry Teary	LLB 50 Paul Naumoff	RG 62 Lynn Boden	MLB 55 Ed O'Neil
RT 74 Brad Oates	RLB 59 Charlie Weaver	WR 87 Fed Scott	LC 21 Walt Williams
QB 16 Gary Danielson	FS 40 Jimmy Allen	RB 24 Dexter Bussey	SS 29 Mike Burns
RB 25 Horace King	RC 27 Luther Bradley		

LION LEADERS

RUSHING	Dexter Bussey - 225 att. - 924 yards - 5 TD's
PASSING	Gary Danielson - 351 att. - 199 comp. - 2294 yards - 18 TD's - 17 INT's
RECEIVING	David Hill - 53 rec. - 633 yards - 4 TD's
SCORING	Bennie Ricardo - 92 points (20 FG's, 32 PAT's)
PUNT RET	Jesse Thompson - 16 ret. - 161 yards - 10.1 avg.
KO RET	Jesse Thompson - 14 ret. - 346 yards - 24.7 avg.
PUNTING	Tom Skladany - 86 punts - 3654 yards - 42.5 avg.
INT's	Jimmy Allen - 5 INT's - 70 yards
TACKLES	Ed O'Neil - 141 total - 85 solo - 56 assists
QB SACKS	Al Baker - 23 sacks

1978 RESULTS (7-9-0) 3rd

Monte Clark, Coach				
Date	Opponent	Crowd	W-L-T	Score
9-3	Green Bay	51,167*	L	7-13
9-9	Tampa Bay	64,445	W	15-7
9-17	Chicago	65,982*	L	0-19
9-24	Seattle	56,781	L	16-28
10-1	Green Bay (M)	54,601	L	14-35
10-8	Washington	60,555*	L	19-21
10-15	Atlanta	51,172	L	0-14
10-22	San Diego	54,031*	W	31-14
10-29	Chicago	53,376	W	21-17
11-5	Minnesota	46,008	L	7-17
11-12	Tampa Bay	60,320*	W	34-23
11-19	Oakland	44,517	L	17-29
11-23	Denver	71,785*	W	17-14
12-3	St. Louis	39,200	L	14-21
#12-9	Minnesota	78,685*	W	45-14
12-17	San Francisco	56,674*	W	33-14

#Silverdome sellout

TEAM STATISTICS

	Detroit	(Avg.)	Opp.	(Avg.)
TOTAL YARDS	4465	279.1	4483	280.2
RUSHING YARDS	2163	135.2	2184	136.5
PASSING YARDS	2302	143.9	2299	143.7
POINTS SCORED	290	18.1	300	18.8

HONOR ROLL

MVP	Gary Danielson (Offense), Al Baker (Defense)
PRO BOWL	Al Baker (DE), Doug English (DT), David Hill (TE)

1978 NFL STANDINGS

NATIONAL CONFERENCE

Central Division

	W	L	T	Pct.
Minnesota	8	7	1	.531
Green Bay	8	7	1	.531
DETROIT	7	9	0	.438
Chicago	7	9	0	.438
Tampa Bay	5	11	0	.313

Eastern Division

Dallas	12	4	0	.750
Philadelphia	9	7	0	.563
Washington	8	8	0	.500
St. Louis	6	10	0	.375
New York Giants	6	10	0	.375

Western Division

Los Angeles	12	4	0	.750
Allanta	9	7	0	.563
New Orleans	7	9	0	.438
San Francisco	2	14	0	.125

AMERICAN CONFERENCE

Central Division

	W	L	T	Pct.
Pittsburgh	14	2	0	.875
Houston	10	6	0	.625
Cleveland	8	8	0	.500
Cincinnati	4	12	0	.250

Eastern Division

New England	11	5	0	.688
Miami	11	5	0	.688
New York Jets	8	8	0	.500
Buffalo	5	11	0	.313
Baltimore	5	11	0	.313

Western Division

Denver	10	6	0	.625
Oakland	9	7	0	.563
Seattle	9	7	0	.563
San Diego	9	7	0	.563
Kansas City	4	12	0	.250

Atlanta defeated Philadelphia, 14-13, in NFC wild card. Dallas defeated Atlanta, 27-20, and Los Angeles defeated Minnesota, 34-10, in NFC playoffs. Dallas defeated Los Angeles, 28-0, for NFC title. Houston defeated Miami, 17-9, in AFC wild card. Houston defeated New England, 14-13, and Pittsburgh defeated Denver, 33-10, in AFC playoffs. Pittsburgh defeated Houston, 34-5, for AFC title. Pittsburgh defeated Dallas, 35-31, for NFL title in Super Bowl XIII.

IN 1978: John Paul I, 65, dies unexpectedly after 34 days as Pope.



USUAL STARTING LINE UP

OFFENSE

WR 87 Fred Scott
TE 81 David Hill
LT 76 Karl Baldschwieler
LG 61 Homer Elias
C 54 Larry Teary
RG 73 Russ Bolinger
RT 70 Keith Dorney
WR 18 Gene Washington
QB 19 Jeff Komlo
HB 24 Dexter Bussey
FB 36 Bo Robinson

DEFENSE

LE 75 Dave Purefory
LT 71 Dave Gallagher
RT 78 Doug English
RE 60 Al Baker
LLB 55 Ed O'Neil
MLB 59 Charlie Weaver
RLB 51 James Harrell
LCB 21 Walt Williams
RCB 27 Luther Bradley
FS 28 James Hunter
SS 40 Jimmy Allen

LION LEADERS

RUSHING Dexter Bussey - 144 att. - 625 yards - 1 TD's
PASSING Jeff Komlo - 368 att. - 183 comp. - 2238 yards - 11 TD's - 23 INT's
RECEIVING Fred Scott - 62 rec. - 929 yards - 5 TD's
SCORING Bennie Ricardo - 55 points (10 FG's, 25 PAT's)
PUNT RET John Arnold - 19 ret. - 164 yards - 8.6 avg.
KO RET John Arnold - 23 ret. - 539 yards - 23.4 avg.
PUNTING Larry Swider - 88 punts - 3523 yards - 40.0 avg.
INT's Luther Bradley and Jimmy Allen - 4 each
TACKLES Doug English - 122 total - 90 solo - 32 assists
QB SACKS Al Baker - 16 sacks

1979 RESULTS (2-14-0) 5th

Monte Clark, Coach

Date	Opponent	Crowd	W-L-T	Score
9-1	Tampa Bay	68,225	L	16-31
9-9	Washington	54,991*	L	24-27
9-16	New York Jets	49,612	L	10-31
9-23	Atlanta	56,249*	W	24-23
9-30	Minnesota	75,295*	L	10-13
10-7	New England	60,629	L	17-24
10-14	Green Bay (M)	53,930	L	16-24
10-21	New Orleans	57,428	L	7-17
10-28	Buffalo	61,911*	L	17-20
11-4	Chicago	50,108	L	7-35
11-11	Tampa Bay	70,461*	L	14-16
11-18	Minnesota	43,650	L	7-14
11-22	Chicago	66,219*	W	20-0
12-2	Philadelphia	66,128	L	7-44
12-9	Miami	76,087*	L	10-28
12-15	Green Bay	57,376*	L	13-18

TEAM STATISTICS

	Detroit	(Avg.)	Opp.	(Avg.)
TOTAL YARDS	4013	250.8	4957	309.8
RUSHING YARDS	1677	104.8	2515	157.2
PASSING YARDS	2336	146.0	2442	152.6
POINTS SCORED	219	13.7	365	22.8

HONOR ROLL

MVP Fred Scott (Offense), Doug English (Defense)
PRO BOWL Al Baker (DE), David Hill (TE)

1979 NFL STANDINGS

NATIONAL CONFERENCE

Central Division

	W	L	T	Pct.
Tampa Bay	10	6	0	.625
Chicago	10	6	0	.625
Minnesota	7	9	0	.438
Green Bay	5	11	0	.313
DETROIT	2	14	0	.125

Eastern Division

	W	L	T	Pct.
Dallas	11	5	0	.688
Philadelphia	11	5	0	.688
Washington	10	6	0	.625
New York Giants	6	10	0	.375
St. Louis	5	11	0	.313

Western Division

	W	L	T	Pct.
Los Angeles	9	7	0	.563
New Orleans	8	8	0	.500
Atlanta	6	10	0	.375
San Francisco	2	14	0	.125

AMERICAN CONFERENCE

Central Division

	W	L	T	Pct.
Pittsburgh	12	4	0	.750
Houston	11	5	0	.688
Cleveland	9	7	0	.563
Cincinnati	4	12	0	.250

Eastern Division

	W	L	T	Pct.
Miami	10	6	0	.625
New England	9	7	0	.563
New York Jets	8	8	0	.500
Buffalo	7	9	0	.436
Baltimore	5	11	0	.313

Western Division

	W	L	T	Pct.
San Diego	12	4	0	.750
Denver	10	6	0	.625
Seattle	9	7	0	.563
Oakland	9	7	0	.563
Kansas City	7	9	0	.438

Philadelphia defeated Chicago, 27-17, in NFC wild card. Tampa Bay defeated Philadelphia, 24-17, and Los Angeles defeated Dallas, 21-19, in NFC playoffs. Los Angeles defeated Tampa Bay, 9-0, for NFC title. Houston defeated Denver, 13-7, in AFC wild card. Houston defeated San Diego, 17-14, and Pittsburgh defeated Miami, 34-14, in AFC playoffs. Pittsburgh defeated Houston, 27-13, for AFC title. Pittsburgh defeated Los Angeles, 31-19, for NFL title in Super Bowl XIV.

IN 1979: Nuclear power plant accident at Three Mile Island, Pennsylvania, releases radioactive compounds into the atmosphere.

USUAL STARTING LINE UP

OFFENSE		DEFENSE	
WR 87 Fred Scott	LE 75 Dave Pureitory	LT 79 William Gay	
LT 76 Karl Baldischwiler	LT 79 William Gay	RE 60 Al Baker	
LG 61 Homer Elias	RT 64 John Mendenhall	LLB 59 Charlie Weaver	
C 65 Amos Fowler	RE 60 Al Baker	MLB 57 Ken Fantetti	
RG 73 Russ Bolinger	LLB 59 Charlie Weaver	RLB 52 Stan White	
RT 70 Keith Dorney	MLB 57 Ken Fantetti	LCB 27 Wayne Smith	
TE 81 David Hill	RLB 52 Stan White	RCB 28 James Hunter	
WR 39 Leonard Thompson	LCB 27 Wayne Smith	SS 35 Jimmy Allen	
QB 16 Gary Danielson	RCB 28 James Hunter	FS 23 Ray Oldham	
RB 20 Billy Sims	SS 35 Jimmy Allen		
RB 24 Dexter Bussey	FS 23 Ray Oldham		

LION LEADERS

RUSHING Billy Sims - 313 att. - 1303 yards
- 13 TD's

PASSING Gary Danielson - 417 att. - 244 comp.
- 3223 yards - 13 TD's - 11 INT's

RECEIVING Fred Scott - 53 rec. - 834 yards - 4 TD's

SCORING Eddie Murray - 116 points (27 FG's,
35 PAT's)

PUNT RET Ray Williams - 27 ret. - 259 yards
- 9.6 avg.

KO RET Rick Kane - 23 ret. - 495 yards - 21.5 avg.

PUNTING Tom Skladany - 72 punts - 3036 yards
- 42.2 avg.

INT's Jimmy Allen and James Hunter - 6 each

TACKLES Ken Fantetti - 130 total - 85 solo
- 45 assists

QB SACKS Al Baker - 18 sacks

1980 RESULTS (9-7-0) 2nd

Monte Clark, Coach				
Date	Opponent	Crowd	W-L-T	Score
9-7	Los Angeles	64,892	W	41-20
9-14	Green Bay (M)	53,099	W	29-7
9-21	St. Louis	80,027*	W	20-7
#9-28	Minnesota	80,291*	W	27-7
10-5	Atlanta	57,625	L	28-43
10-12	New Orleans	78,147*	W	24-13
10-19	Chicago	58,508	L	7-24
10-26	Kansas City	59,391	L	17-20
#11-2	San Francisco	78,845*	W	17-13
11-9	Minnesota	46,264	L	0-34
11-16	Baltimore	77,677*	L	9-10
11-23	Tampa Bay	64,976	W	24-10
#11-27	Chicago	75,397*	L	17-23 (OT)
12-7	St. Louis	46,966	L	23-24
#12-14	Tampa Bay	77,098*	W	27-14
#12-21	Green Bay	75,111*	W	24-3

*Silverdome sellout

TEAM STATISTICS

	Detroit	(Avg.)	Opp.	(Avg.)
TOTAL YARDS	5540	346.3	4533	283.3
RUSHING YARDS	2599	162.4	1599	99.9
PASSING YARDS	2941	183.8	2934	183.3
POINTS SCORED	334	20.9	272	17.0

HONOR ROLL

MVP Billy Sims (Offense), Dave Pureitory (Defense)

PRO BOWL Al Baker (DE), Eddie Murray (K), Billy Sims (RB)

1980 NFL STANDINGS

NATIONAL CONFERENCE

Central Division

	W	L	T	Pct.
Minnesota	9	7	0	.563
DETROIT	9	7	0	.563
Chicago	7	9	0	.436
Tampa Bay	5	10	1	.344
Green Bay	5	10	1	.344

Eastern Division

Philadelphia	12	4	0	.750
Dallas	12	4	0	.750
Washington	6	10	0	.375
St. Louis	5	11	0	.313
New York Giants	4	12	0	.250

Western Division

Atlanta	12	4	0	.750
Los Angeles	11	5	0	.688
San Francisco	6	10	0	.375
New Orleans	1	15	0	.063

AMERICAN CONFERENCE

Central Division

	W	L	T	Pct.
Cleveland	11	5	0	.688
Houston	11	5	0	.688
Pittsburgh	9	7	0	.563
Cincinnati	6	10	0	.375

Eastern Division

Buffalo	11	5	0	.688
New England	10	6	0	.625
Miami	8	8	0	.500
Baltimore	7	9	0	.438
New York Jets	4	12	0	.250

Western Division

San Diego	11	5	0	.688
Oakland	11	5	0	.688
Kansas City	8	8	0	.500
Denver	8	8	0	.500
Seattle	4	12	0	.250

Dallas defeated Los Angeles, 24-13, in NFC wild card. Philadelphia defeated Minnesota, 31-16, and Dallas defeated Atlanta, 30-27, in NFC playoffs. Philadelphia defeated Dallas, 20-7, for NFC title. Oakland defeated Houston, 27-7, in AFC wild card. San Diego defeated Buffalo, 20-14, and Oakland defeated Cleveland, 14-12, in AFC playoffs. Oakland defeated San Diego, 34-27, for AFC title. Oakland defeated Philadelphia, 27-10, for NFL title in Super Bowl XV.

IN 1980: The U.S. Olympic hockey team stuns the sports world, capturing the gold medal at Lake Placid.



1981

USUAL STARTING LINE UP

OFFENSE

WR 87 Fred Scott
TE 81 David Hill
LT 76 Karl Baldschwieler
LG 61 Homer Elias
C 65 Amos Fowler
RG 73 Russ Bolinger
RT 70 Keith Dorney
WR 39 Leonard Thompson
QB 17 Eric Hipple
HB 20 Billy Sims
FB 24 Dexter Bussey

DEFENSE

LE 75 Dave Pureifory
LT 79 William Gay
RT 78 Doug English
RE 60 Al Baker
LLB 53 Garry Cobb
MLB 57 Ken Fantetti
RLB 52 Stan White
LCB 27 Wayne Smith
RCB 28 James Hunter
FS 35 Jimmy Allen
SS 23 Ray Oldham

LION LEADERS

RUSHING Billy Sims - 296 att. - 1437 yards - 13 TD's
PASSING Eric Hipple - 279 att. - 140 comp. - 2358 yards - 14 TD's - 15 INT's
RECEIVING Fred Scott - 53 rec. - 1022 yards - 5 TD's
SCORING Eddie Murray - 121 points (25 FG's, 46 PAT's)
PUNT RET Robbie Martin - 52 ret. - 450 yards - 8.6 avg. - 1 TD
KO RET Alvin Hall - 25 ret. - 525 yards - 21.0 avg.
PUNTING Tom Skladany - 64 punts - 2784 yards - 43.5 avg.
INT's Jimmy Allen - 9 INT's - 123 yards
TACKLES Ken Fantetti - 148 total
QB SACKS Dave Pureifory - 11 sacks

1981 RESULTS (8-8-0) 2nd

Monte Clark, Coach

Date	Opponent	Crowd	W-L-T	Score
9-6	San Francisco	62,123*	W	24-17
9-13	San Diego	51,624	L	23-28
9-20	Minnesota	45,350	L	24-26
#9-27	Oakland	77,919*	W	16-0
10-4	Tampa Bay	71,733	L	10-28
10-11	Denver	74,816	L	21-27
10-19	Chicago	71,273*	W	48-17
#10-25	Green Bay	76,063*	W	31-27
11-1	Los Angeles	61,814	L	13-20
11-8	Washington	52,096	L	31-33
#11-15	Dallas	79,694*	W	27-24
11-22	Chicago	50,082	W	23-7
#11-26	Kansas City	76,735*	W	27-10
12-6	Green Bay	54,481	L	17-31
#12-12	Minnesota	79,428*	W	45-7
#12-20	Tampa Bay	80,444*	L	17-20

#Silverdome sellout

TEAM STATISTICS

	Detroit	(Avg.)	Opp.	(Avg.)
TOTAL YARDS	5933	370.8	4846	302.9
RUSHING YARDS	2795	174.7	1623	101.4
PASSING YARDS	3138	196.1	3223	201.4
POINTS SCORED	397	24.8	322	20.1

HONOR ROLL

MVP Eric Hipple (Offense), Stan White (Defense), Ken Calicut (Special Teams)
PRO BOWL Doug English (DT), Billy Sims (RB), Tom Skladany (P)

1981 NFL STANDINGS

NATIONAL CONFERENCE

Central Division

	W	L	T	Pct.
Tampa Bay	9	7	0	.563
DETROIT	8	8	0	.500
Green Bay	8	8	0	.500
Minnesota	7	9	0	.436
Chicago	6	10	0	.375

Eastern Division

	W	L	T	Pct.
Dallas	12	4	0	.750
Philadelphia	10	6	0	.625
New York Giants	9	7	0	.563
Washington	8	8	0	.500
St. Louis	7	9	0	.438

Western Division

	W	L	T	Pct.
San Francisco	13	3	0	.813
Atlanta	7	9	0	.438
Los Angeles	6	10	0	.375
New Orleans	4	12	0	.250

AMERICAN CONFERENCE

Central Division

	W	L	T	Pct.
Cincinnati	12	4	0	.750
Pittsburgh	8	8	0	.500
Houston	7	9	0	.438
Cleveland	5	11	0	.313

Eastern Division

	W	L	T	Pct.
Miami	11	4	1	.719
New York Jets	10	5	1	.656
Buffalo	10	6	0	.625
Baltimore	2	14	0	.125
New England	2	14	0	.125

Western Division

	W	L	T	Pct.
San Diego	10	6	0	.625
Denver	10	6	0	.625
Kansas City	9	7	0	.563
Oakland	7	9	0	.438
Seattle	6	10	0	.375

New York Giants defeated Philadelphia, 27-27, in NFC wild card. Dallas defeated Tampa Bay, 36-0, and San Francisco defeated New York, 38-24, in NFC playoffs. San Francisco defeated Dallas, 28-27, for NFC title. Buffalo defeated New York Jets, 31-27, in AFC wild card. San Diego defeated Miami, 41-38, and Cincinnati defeated Buffalo, 28-21, in AFC playoffs. Cincinnati defeated San Diego, 27-7, for AFC title. San Francisco defeated Cincinnati, 26-21, for NFL title in Super Bowl XVI.

IN 1981: U.S.-Iran agreement frees 52 hostages held in Teheran since 1979.

USUAL STARTING LINE UP

OFFENSE		DEFENSE	
WR 87 Fred Scott	LE 75 Dave Pureifory	LT 79 William Gay	
LT 72 Chris Dietrich	LT 79 William Gay	RT 78 Doug English	
LG 61 Homer Elias	RE 60 Al Baker	LLB 53 Garry Cobb	
C 65 Amos Fowler	RE 60 Al Baker	MLB 57 Ken Fantetti	
RG 67 Don Greco	LLB 53 Garry Cobb	RLB 52 Stan White	
RT 70 Keith Dorney	MLB 57 Ken Fantetti	LC 27 Bobby Watkins	
TE 80 Ulysses Norris	RLB 52 Stan White	RC 28 James Hunter	
WR 39 Leonard Thompson	LC 27 Bobby Watkins	FS 35 Alvin Hall	
QB 16 Gary Danielson	RC 28 James Hunter	SS 23 Ray Oldham	
HB 20 Billy Sims	FS 35 Alvin Hall		
FB 24 Dexter Bussey	SS 23 Ray Oldham		

1982 RESULTS (4-5-0) 4th

Monte Clark, Coach

Date	Opponent	Crowd	W-L-T	Score
9-12	Chicago	71,337*	W	17-10
9-19	Los Angeles Rams	59,470	W	19-14
11-21	Chicago	46,783	L	17-20
11-25	New York Giants	64,348*	L	6-13
12-6	New York Jets	79,361*	L	13-28
12-12	Green Bay	51,875	W	30-10
12-19	Minnesota	73,058*	L	31-34
12-26	Tampa Bay	65,997	L	21-23
1-2	Green Bay	64,377*	W	27-24
NFC Playoff				
1-8	Washington	55,045	L	7-31

LION LEADERS

RUSHING Billy Sims - 172 att. - 639 yards - 4 TD's
PASSING Gary Danielson - 197 att. - 100 comp. - 1343 yards - 10 TD's - 14 INT's
RECEIVING Billy Sims - 34 rec. - 342 yards
SCORING Eddie Murray - 49 points (11 FG's, 16 PAT's)
PUNT RET Robbie Marlin - 26 ret. - 275 yards - 10.6 avg.
KO RET Alvin Hall - 16 ret. - 426 yards - 26.6 avg. - 1 TD's
PUNTING Tom Skladany - 36 punts - 1483 yards - 41.2 avg. - 6 in 20
INT's Bobby Watkins - 5 INT's - 22 yards
TACKLES Ken Fantetti - 71 total - 54 solo - 17 assists
QB SACKS Al Baker, William Gay and Dave Pureifory - 6 each

TEAM STATISTICS

	Detroit	(Avg.)	Opp.	(Avg.)
TOTAL YARDS	2534	281.6	2722	301.4
RUSHING YARDS	1022	113.6	854	94.9
PASSING YARDS	1512	168.0	1868	207.6
POINTS SCORED	181	20.1	176	19.6

HONOR ROLL

MVP Billy Sims (Offense), Al Baker (Defense), Ken Callicutt (Special Teams)
PRO BOWL Keith Dorney (T), Doug English (DT), Billy Sims (RB)

1982 NFL STANDINGS

NATIONAL CONFERENCE

Central Division

	W	L	T	Pct.
Green Bay	5	3	1	.611
Minnesota	5	4	0	.556
Tampa Bay	5	4	0	.556
DETROIT	4	5	0	.444
Chicago	3	6	0	.333

Eastern Division

	W	L	T	Pct.
Washington	8	1	0	.889
Dallas	6	3	0	.667
St. Louis	5	4	0	.556
New York Giants	4	5	0	.444
Philadelphia	3	6	0	.333

Western Division

	W	L	T	Pct.
Atlanta	5	4	0	.556
New Orleans	4	5	0	.444
San Francisco	3	6	0	.333
Los Angeles Rams	2	7	0	.222

AMERICAN CONFERENCE

Central Division

	W	L	T	Pct.
Cincinnati	7	2	0	.776
Pittsburgh	6	3	0	.667
Cleveland	4	5	0	.444
Houston	1	8	0	.111

Eastern Division

	W	L	T	Pct.
Miami	7	2	0	.778
New York Jets	6	3	0	.667
New England	5	4	0	.556
Buffalo	4	5	0	.444
Baltimore	0	8	1	.056

Western Division

	W	L	T	Pct.
Los Angeles Raiders	8	1	0	.889
San Diego	6	3	0	.667
Seattle	4	5	0	.444
Kansas City	3	6	0	.333
Denver	2	7	0	.222

Washington defeated DETROIT, 31-7, Green Bay defeated St. Louis, 41-16, Minnesota defeated Atlanta, 30-24, and Dallas defeated Tampa Bay 30-17, in NFC First Round playoffs. Washington defeated Minnesota, 21-7, and Dallas defeated Green Bay, 37-26, in NFC Second Round playoffs. Washington defeated Dallas, 31-17, for NFC title. Miami defeated New England, 28-13, Los Angeles Raiders defeated Cleveland, 27-10, New York Jets defeated Cincinnati, 44-17, and San Diego defeated Pittsburgh, 31-28, in AFC First Round playoffs. New York Jets defeated Los Angeles Raiders, 17-14, and Miami defeated San Diego, 34-13, in AFC Second Round playoffs. Miami defeated New York Jets, 14-0, for AFC title. Washington defeated Miami, 27-17, for NFL title in Super Bowl XVII.

IN 1982: Artificial heart implanted for the first time in Dr. Barney Clark at the University of Utah Medical Center.



USUAL STARTING LINE UP

OFFENSE		DEFENSE	
WR 86	Mark Nichols	LE 62	Curtis Green
LT 72	Chris Dietrich	LT 73	Mike Dawson
LG 61	Homer Elias	RT 78	Doug English
C 52	Steve Mott	RE 79	William Gay
RG 67	Don Greco	LLB 53	Garry Cobb
RT 70	Keith Dorney	MLB 57	Ken Fantetti
TE 80	Ulysses Norris	RLB 59	Jimmy Williams
WR 39	Leonard Thompson	LCB 27	Bobby Watkins
QB 17	Eric Hipple	RCB 43	Al Latimer (8)
HB 20	Billy Sims	29	Bruce McNorton (8)
RB 30	James Jones	LS 35	Alvin Hill
		RS 33	William Graham

LION LEADERS

RUSHING	Billy Sims - 220 att. - 1040 yards - 7 TD's
PASSING	Eric Hipple - 387 att. - 204 comp. - 2577 yards - 12 TD's - 18 INT's
RECEIVING	James Jones - 46 rec. - 467 yards - 1 TD
SCORING	Eddie Murray - 113 points (25 FG's, 38 PAT's)
PUNT RET	Ken Jenkins - 23 ret. - 230 yards - 10.0 avg.
KO RET	Alvin Hill - 23 ret. - 492 yards - 21.4 avg.
PUNTING	Mike Black - 71 punts - 2911 yards - 41.0 avg. - 17 In 20
INT's	Bruce McNorton - 7 INT's - 30 yards
TACKLES	Ken Fantetti - 132 total - 82 solo - 50 assists
QB SACKS	William Gay - 13.5 sacks - 103.5 yards

1983 RESULTS (9-7-0) 1st

Monte Clark, Coach				
Date	Opponent	Crowd	W-L-T	Score
9-4	Tampa Bay	62,154	W	11-0
9-11	Cleveland	60,095*	L	26-31
9-18	Atlanta	54,622*	L	14-31
9-25	Minnesota	56,254	L	17-20
10-2	Los Angeles Rams	49,403	L	10-21
10-9	Green Bay	67,738*	W	38-14
10-16	Chicago	66,709*	W	31-17
10-23	Washington	43,189	L	17-38
10-30	Chicago	58,764	W	38-17
11-7	New York Giants	68,985*	W	15-9
11-13	Houston	40,060	L	17-27
11-20	Green Bay (M)	50,050	W	23-20(OT)
#11-24	Pittsburgh	77,724*	W	45-3
#12-5	Minnesota	79,169*	W	13-2
12-11	Cincinnati	45,728	L	9-17
#12-18	Tampa Bay	78,553*	W	23-20

NFC Playoff

12-31	San Francisco	58,286	L	23-24
-------	---------------	--------	---	-------

#Silverdome sellout

TEAM STATISTICS

	Detroit	(Avg.)	Opp.	(Avg.)
TOTAL YARDS	5136	321.0	5216	326.0
RUSHING YARDS	2181	136.3	2104	131.5
PASSING YARDS	2955	184.7	3112	194.5
POINTS SCORED	347	21.7	287	17.9

HONOR ROLL

MVP	Billy Sims (Offense), William Gay (Defense), Roosevelt Barnes (Special Teams)
PRO BOWL	Doug English (DT), William Gay (DE)

1983 NFL STANDINGS

NATIONAL CONFERENCE

Central Division

	W	L	T	Pct.
DETROIT	9	7	0	.563
Green Bay	8	8	0	.500
Chicago	8	8	0	.500
Minnesota	8	8	0	.500
Tampa Bay	2	14	0	.125

Eastern Division

Washington	14	2	0	.875
Dallas	12	4	0	.750
St. Louis	8	7	1	.531
Philadelphia	5	11	0	.313
New York Giants	3	12	1	.219

Western Division

San Francisco	10	6	0	.625
Los Angeles Rams	9	7	0	.563
New Orleans	8	8	0	.500
Atlanta	7	9	0	.438

AMERICAN CONFERENCE

Central Division

	W	L	T	Pct.
Pittsburgh	10	6	0	.625
Cleveland	9	7	0	.563
Cincinnati	7	9	0	.438
Houston	2	14	0	.125

Eastern Division

Miami	12	4	0	.750
New England	8	8	0	.500
Buffalo	8	8	0	.500
Baltimore	7	9	0	.436
New York Jets	7	9	0	.436

Western Division

Los Angeles Raiders	12	4	0	.750
Seattle	9	7	0	.563
Denver	9	7	0	.563
San Diego	6	10	0	.375
Kansas City	6	10	0	.375

The Los Angeles Rams defeated Dallas, 24-17, in NFC wild card. San Francisco defeated DETROIT, 24-23, and Washington defeated the Los Angeles Rams, 51-7, in NFC playoffs. Washington defeated San Francisco, 24-17, for NFC title. Seattle defeated Denver, 31-7, in AFC wild card. Seattle defeated Miami, 27-20, and the Los Angeles Raiders defeated Pittsburgh, 38-10, in AFC playoffs. The Los Angeles Raiders defeated Seattle, 30-14, for AFC title. Los Angeles Raiders defeated Washington, 38-9, for NFL title in Super Bowl XVIII.

IN 1983: More than 70 years after winning the decathlon and pentathlon at Stockholm, Jim Thorpe's gold medals were returned to him posthumously by the International Olympic Committee.

USUAL STARTING LINE UP

OFFENSE		DEFENSE	
WR 86	Mark Nichols	LE 55	Michael Cofer
LT 73	Don Laster	LT 62	Curtis Green
LG 72	Chris Dietrich	RT 78	Doug English
C 65	Amos Fowler	RE 79	William Gay
RG 67	Don Greco	LLB 53	Garry Cobb
RT 70	Keith Dorney	MLB 57	Ken Fantetti
TE 84	Rob Rubick	RLB 59	Jimmy Williams
QB 16	Gary Danielson	LCB 27	Bobby Watkins
RB 20	Billy Sims	RCB 29	Bruce McNorton
FB 30	James Jones	LS 33	William Graham
WR 39	Leonard Thompson	RS 35	Alvin Hall

LION LEADERS

RUSHING Billy Sims - 130 att. - 687 yards - 5 TD's
PASSING Gary Danielson - 410 att. - 252 comp. - 3076 yards - 17 TD's - 15 INT's
RECEIVING James Jones - 77 rec. - 662 yards - 5 TD's
SCORING Eddie Murray - 91 points (20 FG's, 31 PAT's)
PUNT RET Robbie Martin - 25 ret. - 210 yards - 8.4 avg.
KO RET Pete Mandley - 22 ret. - 390 yards - 17.7 avg.
PUNTING Mike Black - 76 punts - 3164 yards - 41.6 avg. - 13 In 20
INT's Bobby Watkins - 6 INT's
TACKLES Alvin Hall - 147 total - 94 solo - 53 assists
QB SACKS William Gay - 10 sacks - 72 yards

1984 RESULTS (4-11-1) 4th

Monte Clark, Coach

Date	Opponent	Crowd	W-L-T	Score
9-2	San Francisco	56,782*	L	27-30
9-9	Atlanta	49,878*	W	27-24(OT)
9-16	Tampa Bay	44,560	L	17-21
9-23	Minnesota	57,511*	L	28-29
9-30	San Diego	59,849	L	24-27
10-7	Denver	55,836*	L	7-28
10-14	Tampa Bay	44,308*	W	13-7(OT)
10-21	Minnesota	57,953	W	16-14
10-26	Green Bay	54,289	L	9-41
11-4	Philadelphia	59,141*	T	23-23(OT)
11-11	Washington	50,212	L	14-26
11-18	Chicago	54,911	L	14-16
11-22	Green Bay	63,696*	W	31-28
12-2	Seattle	62,441	L	17-38
12-10	L.A. Raiders	66,710*	L	3-24
12-16	Chicago	53,252*	L	13-30

TEAM STATISTICS

	Detroit	(Avg.)	Opp.	(Avg.)
TOTAL YARDS	5318	332.4	5319	332.4
RUSHING YARDS	2017	126.1	1808	113.0
PASSING YARDS	3301	206.3	3511	219.4
POINTS SCORED	283	17.7	408	25.5

HONOR ROLL

MVP James Jones (Offense), Ken Fantetti (Defense), Roosevelt Barnes (Special Teams)

1984 NFL STANDINGS

NATIONAL CONFERENCE

Central Division

	W	L	T	Pct.	Pts.	OP
Chicago	10	6	0	.625	325	246
Green Bay	8	8	0	.500	390	309
Tampa Bay	6	10	0	.375	335	360
DETROIT	4	11	1	.281	263	406
Minnesota	3	13	0	.186	276	484

Eastern Division

Washington	11	5	0	.688	426	310
New York Giants	9	7	0	.563	299	301
St. Louis	9	7	0	.563	423	345
Dallas	9	7	0	.563	306	308
Philadelphia	6	9	1	.406	276	320

Western Division

San Francisco	15	1	0	.936	475	227
Los Angeles Rams	10	6	0	.625	346	316
New Orleans	7	9	0	.438	298	361
Atlanta	4	12	0	.250	261	362

AMERICAN CONFERENCE

Central Division

	W	L	T	Pct.	Pts.	OP
Pittsburgh	9	7	0	.563	387	310
Cincinnati	8	8	0	.500	339	339
Cleveland	5	11	0	.313	250	297
Houston	3	13	0	.168	240	437

Eastern Division

Miami	14	2	0	.875	513	298
New England	9	7	0	.563	362	352
New York Jets	7	9	0	.436	332	364
Indianapolis	4	12	0	.250	239	414
Buffalo	2	14	0	.125	250	454

Western Division

Denver	13	3	0	.813	353	241
Seattle	12	4	0	.750	416	282
Los Angeles Raiders	11	5	0	.688	366	278
Kansas City	8	8	0	.500	314	324
San Diego	7	9	0	.436	394	413

The New York Giants defeated the Los Angeles Rams, 16-13, in NFC wild card. San Francisco defeated New York Giants, 21-10, and Chicago defeated Washington, 23-19, in NFC playoffs. San Francisco defeated Chicago, 23-0, for NFC title. Seattle defeated Los Angeles Raiders, 13-7, in AFC wild card. Miami defeated Seattle, 31-10, and Pittsburgh defeated Denver, 24-17, in AFC playoffs. Miami defeated Pittsburgh, 45-28, for AFC title. San Francisco defeated Miami, 38-16, for NFL title in Super Bowl XIX.

IN 1984: Toxic gas leaks from Union Carbide plant in Bhopal, India, killing 2,000 and injuring 150,000.



1985

USUAL STARTING LINE UP

OFFENSE		DEFENSE	
WR 39	Leonard Thompson	LE 76	Eric Williams
LT 75	Lornas Brown	NT 78	Doug English
LG 72	Chris Dieterich	RE 79	William Gay
C 52	Steve Mott	LB 59	Jimmy Williams
RG 70	Keith Dorney (6)	LB 50	August Curley
67	Don Greco (4)	LB 95	Kurt Allerman
51	David Jones (4)	LB 92	Angelo King
RT 70	Keith Dorney	CB 27	Bobby Watkins
TE 87	David Lewis	CB 29	Bruce McNorton
WR 86	Mark Nichols	SS 21	Demetrious Johnson
QB 17	Eric Hipple	FS 33	William Graham
RB 28	W. Montgomery (5)		
24	Alvin Moore (5)		
FB 30	James Jones		

LION LEADERS

RUSHING	James Jones - 244 att. - 886 yards - 6 TD's
PASSING	Eric Hipple - 406 att. - 223 comp. - 2952 yards - 17 TD's - 18 INT's
RECEIVING	Leonard Thompson - 51 rec. - 736 yards - 5 TD's
SCORING	Eddie Murray - 109 points (26 FG's, 31 PAT's)
PUNT RET	Pete Mandley - 38 ret. - 403 yards - 10.6 avg. - 1 TD
KO RET	Alvin Hall - 39 ret. - 886 yards - 22.7 avg.
PUNTING	Mike Black - 73 punts - 3054 yards - 41.8 avg. - 18 In 20
INT's	Bobby Watkins - 5 INT's - 15 yards
TACKLES	William Graham - 113 total - 75 solo - 38 assists
QB SACKS	Jimmy Williams - 7.5 sacks - 55 yards

1985 RESULTS (7-9-0) 4th

Darryl Rogers, Coach

Date	Opponent	Crowd	W-L-T	Score
9-8	Atlanta	37,785	W	28-27
9-15	Dallas	72,985*	W	26-21
9-22	Indianapolis	60,042	L	6-14
9-29	Tampa Bay	45,023*	W	30-9
10-6	Green Bay	55,914	L	10-43
10-13	Washington	52,845	L	3-24
10-20	San Francisco	67,715*	W	23-21
#10-27	Miami	75,291*	W	31-21
11-3	Minnesota	58,012	L	13-16
11-10	Chicago	53,467	L	3-24
11-17	Minnesota	54,647*	W	41-21
11-24	Tampa Bay	43,471	L	16-19(OT)
11-28	New York Jets	65,531*	W	31-20
12-8	New England	59,078	L	6-23
12-15	Green Bay	49,379*	L	23-26
#12-22	Chicago	74,042*	L	17-37

Silverdome sellout

TEAM STATISTICS

	Detroit	(Avg.)	Opp.	(Avg.)
TOTAL YARDS	4476	278.8	5591	349.4
RUSHING YARD	1538	96.1	2685	167.8
PASSING YARDS	2938	183.6	2906	181.6
POINTS SCORED	307	19.2	366	22.9

HONOR ROLL

MVP James Jones (Offense), Jimmy Williams (Defense), Alvin Hall (Special Teams)

1985 NFL STANDINGS

NATIONAL CONFERENCE

Central Division

	W	L	T	Pct.	Pts.	OP
Chicago	15	1	0	.936	456	196
Green Bay	8	6	0	.500	337	355
Minnesota	7	9	0	.438	346	359
DETROIT	7	9	0	.438	307	366
Tampa Bay	2	14	0	.125	294	446

Eastern Division

Dallas	10	6	0	.625	357	333
New York Giants	10	6	0	.625	399	283
Washington	10	6	0	.625	297	312
Philadelphia	7	9	0	.438	266	310
St. Louis	5	11	0	.313	278	414

Western Division

Los Angeles Rams	11	5	0	.688	340	277
San Francisco	10	6	0	.625	411	263
New Orleans	5	11	0	.313	294	401
Atlanta	4	12	0	.250	282	452

AMERICAN CONFERENCE

Central Division

	W	L	T	Pct.	Pts.	OP
Cleveland	8	8	0	.500	287	294
Cincinnati	7	9	0	.438	441	437
Pittsburgh	7	9	0	.438	379	355
Houston	5	11	0	.313	284	412

Eastern Division

Miami	12	4	0	.750	426	320
New York Jets	11	5	0	.688	393	264
New England	11	5	0	.688	362	290
Indianapolis	5	11	0	.313	320	386
Buffalo	2	14	0	.125	200	361

Western Division

Los Angeles Raiders	12	4	0	.750	354	306
Denver	11	5	0	.688	360	329
Seattle	8	8	0	.500	349	303
San Diego	8	8	0	.500	467	435
Kansas City	6	10	0	.376	317	360

The New York Giants defeated San Francisco, 17-3, in the NFC wild card. Chicago defeated the New York Giants, 21-0, and the Los Angeles Rams defeated Dallas, 20-0, in the NFC playoffs. Chicago defeated the Los Angeles Rams, 24-0, for the NFC title. New England defeated the New York Jets, 26-14, in the AFC wild card. New England defeated the Los Angeles Raiders, 27-20, and Miami defeated Cleveland, 24-21, in the AFC playoffs. New England defeated Miami, 31-1, for the AFC title. Chicago defeated New England, 46-10, for NFL title in Super Bowl XX.

IN 1985: Ronald Reagan takes oath for his second term as the 40th U.S. President.

USUAL STARTING LINE UP

OFFENSE	DEFENSE
WR 89 Jeff Chadwick	LE 77 Keith Ferguson
LT 75 Lomas Brown	NT 76 Eric Williams
LG 73 Harvey Salem	RE 79 William Gay
C 52 Steve Mott	LB 59 Jimmy Williams
RG 70 Keith Dorney	LB 58 James Harrell
RT 71 Rick Strenger	LB 57 Vernon Maxwell
TE 81 Jimmie Giles	LB 55 Michael Cofer
WR 80 Carl Bland	CB 40 Duane Galloway
QB 17 Eric Hipple	CB 29 Bruce McNorton
RB 32 Garry James	SS 21 D. Johnson
FB 30 James Jones	FS 31 Devon Mitchell

LION LEADERS

RUSHING James Jones - 252 att. - 903 yards - 8 TD's

PASSING Eric Hipple - 305 att. - 192 comp. - 1919 yards - 9 TD's - 11 INT's

RECEIVING James Jones - 54 rec. - 334 yards - 1 TD

SCORING Eddie Murray - 85 points - (18 FG's, 31 PAT's)

PUNT RET Pete Mandley - 43 ret. - 420 yards - 9.8 avg. - 1 TD

KO RET Herman Hunter - 48 ret. - 1007 yards - 21.0 avg.

PUNTING Mike Black - 46 punts - 1819 yards - 39.5 avg. - 11 In 20

INTS Devon Mitchell - 5 INT's - 41 yards

TACKLES Demetrius Johnson - 112 total - 92 solo - 20 assists

QB SACKS Keith Ferguson - 9.5 sacks - 73 yards

1986 RESULTS (5-11-0) 3rd

Darryl Rogers, Coach

Date	Opponent	Crowd	W-L-T	Score
9-7	Minnesota	54,851	W	13-10
9-14	Dallas	73,812*	L	7-31
9-21	Tampa Bay	38,453*	L	20-24
9-28	Cleveland	72,029	L	21-24
10-5	Houston	41,960*	W	24-13
10-12	Green Bay	52,290	W	21-14
10-19	Los Angeles Rams	50,992	L	10-14
10-26	Chicago	62,064	L	7-13
11-2	Cincinnati	52,423*	L	17-24
11-9	Minnesota	53,725*	L	10-24
11-16	Philadelphia	54,568	W	13-11
11-23	Tampa Bay	30,029	W	38-17
11-27	Green Bay	61,199*	L	40-44
12-7	Pittsburgh	45,042	L	17-27
#12-15	Chicago	75,602*	L	13-16
12-21	Atlanta	35,255*	L	6-20

#Silverdome sellout

TEAM STATISTICS

	Detroit	(Avg.)	Opp.	(Avg.)
TOTAL YARDS	4555	284.7	5149	321.8
RUSHING YARDS	1771	110.7	2349	146.8
PASSING YARDS	2784	174.0	2800	175.0
POINTS SCORED	277	17.3	326	20.4

HONOR ROLL

MVP Keith Dorney and James Jones (Offense), Keith Ferguson (Defense), Paul Butcher (Special Teams)

1986 NFL STANDINGS

NATIONAL CONFERENCE

Central Division

	W	L	T	Pct.	Pts.	OP
Chicago	14	2	0	.875	352	187
Minnesota	9	7	0	.563	398	273
DETROIT	5	11	0	.313	277	326
Green Bay	4	12	0	.250	254	416
Tampa Bay	2	14	0	.125	239	473

Eastern Division

	W	L	T	Pct.	Pts.	OP
New York Giants	14	2	0	.875	371	236
Washington	12	4	0	.750	366	296
Dallas	7	9	0	.436	346	337
Philadelphia	5	10	1	.344	256	312
St. Louis	4	11	1	.261	216	351

Western Division

	W	L	T	Pct.	Pts.	OP
San Francisco	10	5	1	.656	374	247
Los Angeles Rams	10	6	0	.625	309	267
Atlanta	7	8	1	.469	280	260
New Orleans	7	9	0	.436	266	267

AMERICAN CONFERENCE

Central Division

	W	L	T	Pct.	Pts.	OP
Cleveland	12	4	0	.750	391	310
Cincinnati	10	6	0	.625	409	394
Pittsburgh	6	10	0	.375	307	336
Houston	5	11	0	.313	274	329

Eastern Division

	W	L	T	Pct.	Pts.	OP
New England	11	5	0	.688	412	307
New York Jets	10	6	0	.625	364	386
Miami	8	8	0	.500	430	405
Buffalo	4	12	0	.250	287	348
Indianapolis	3	13	0	.168	229	400

Western Division

	W	L	T	Pct.	Pts.	OP
Denver	11	5	0	.688	378	327
Kansas City	10	6	0	.625	356	326
Seattle	10	6	0	.625	366	293
Los Angeles Raiders	8	8	0	.500	323	346
San Diego	4	12	0	.250	335	396

Washington defeated the Los Angeles Rams, 19-7, in the NFC wild card. Washington defeated Chicago, 27-13, and the New York Giants defeated San Francisco, 49-3, in the NFC playoffs. The New York Giants defeated Washington, 17-0, for the NFC title. The New York Jets defeated Kansas City, 35-15, in the AFC wild card. Cleveland defeated the New York Jets, 23-20, and Denver defeated New England, 22-17, in the AFC playoffs. Denver defeated Cleveland, 23-20 (OT), for the AFC title. New York Giants defeated Denver, 39-20, for the NFL title in Super Bowl XXI.

IN 1986: The space shuttle Challenger explodes after launch at Cape Canaveral, killing all seven aboard.



USUAL STARTING LINE UP

OFFENSE	DEFENSE
WR 82 Pete Mandley	LE 76 Eric Williams
LT 75 Lomas Brown	NT 93 Jerry Ball
LG 53 Scott Barrows	RE 77 Keith Ferguson
C 52 Steve Mott	LB 59 Jimmy Williams
RG 61 Kevin Glover	LB 51 Shelton Robinson
RT 73 Harvey Salem	LB 98 Dennis Gibson
TE 84 Rob Rubick	LB 55 Michael Cofer
WR 89 Jeff Chadwick	CB 29 Bruce McNorton
QB 16 Chuck Long	CB 40 Duane Galloway
RB 32 Garry James	SS 34 James Griffin
FB 30 James Jones	FS 45 Raphael Cherry

LION LEADERS

RUSHING	James Jones - 96 att. - 342 yards
PASSING	Chuck Long - 416 att. - 232 comp. - 2598 yards - 11 TD's - 20 INT's
RECEIVING	Pete Mandley - 58 rec. - 720 yards - 7 TD's
SCORING	Eddie Murray - 81 points (20 FG's, 21 PAT's)
PUNT RET	Pete Mandley - 23 ret. - 250 yards - 10.9 avg.
KO RET	Gary Lee - 32 ret. - 719 yards - 22.5 avg.
PUNTING	Jim Arnold - 46 punts - 2007 yards - 43.6 avg. - 17 In 20
INT's	James Griffin - 6 INT's - 130 yards
TACKLES	Dennis Gibson - 82 total - 68 solo - 14 assists
QB SACKS	Michael Cofer - 8.5 sacks - 78 yards

1987 RESULTS (4-11-0) 5th

Darryl Rogers, Coach

Date	Opponent	Crowd	W-L-T	Score
9-13	Minnesota	57,061	L	19-34
9-20	LA Raiders	50,300	L	7-27
9-27	Chicago	Cancelled - (Players' Strike)		
10-4	Tampa Bay	4,919*	L	27-31
10-11	Green Bay	35,779	W	19-16(OT)
10-18	Seattle	8,310*	L	14-37
10-25	Green Bay	27,278*	L	33-34
11-1	Denver	75,172	L	0-34
11-8	Dallas	45,325*	W	27-17
11-15	Washington	53,593	L	13-20
11-22	Chicago	63,357	L	10-30
11-26	Kansas City	43,820*	L	20-27
12-6	Los Angeles Rams	33,413*	L	16-37
12-13	Tampa Bay	41,699	W	20-10
12-20	Minnesota	27,693*	L	14-17
12-27	Atlanta	13,906	W	30-13

TEAM STATISTICS

	Detroit	(Avg.)	Opp.	(Avg.)
TOTAL YARDS	4391	292.7	5273	351.5
RUSHING YARDS	1435	95.7	2070	138.0
PASSING YARDS	2956	197.1	3203	213.5
POINTS SCORED	269	17.9	384	25.6

HONOR ROLL

MVP	Pete Mandley (Offense), Jimmy Williams (Defense), Paul Butcher (Special Teams)
PRO BOWL	Jim Arnold (P)

1987 NFL STANDINGS

NATIONAL CONFERENCE

	Central Division				Pts.	OP
	W	L	T	Pct.		
Chicago	11	4	0	.733	356	282
Minnesota	8	7	0	.533	336	335
Green Bay	5	9	1	.367	255	300
Tampa Bay	4	11	0	.267	266	360
DETROIT	4	11	0	.267	269	364

	Eastern Division				Pts.	OP
	W	L	T	Pct.		
Washington	11	4	0	.733	379	265
Dallas	7	8	0	.467	340	346
St. Louis	7	8	0	.467	362	366
Philadelphia	7	8	0	.467	337	380
New York Giants	6	9	0	.400	280	312

	Western Division				Pts.	OP
	W	L	T	Pct.		
San Francisco	13	2	0	.667	459	253
New Orleans	12	3	0	.800	422	253
Los Angeles Rams	6	9	0	.400	317	361
Atlanta	3	12	0	.200	205	436

AMERICAN CONFERENCE

	Central Division				Pts.	OP
	W	L	T	Pct.		
Cleveland	10	5	0	.667	390	239
Houston	9	6	0	.600	345	349
Pittsburgh	8	7	0	.533	265	299
Cincinnati	4	11	0	.267	285	370

	Eastern Division				Pts.	OP
	W	L	T	Pct.		
Indianapolis	9	6	0	.600	300	238
New England	8	7	0	.533	320	293
Miami	8	7	0	.533	362	335
Buffalo	7	8	0	.467	270	305
New York Jets	6	9	0	.400	334	360

	Western Division				Pts.	OP
	W	L	T	Pct.		
Denver	10	4	1	.700	379	268
Seattle	9	6	0	.600	371	314
San Diego	8	7	0	.533	253	317
Los Angeles Raiders	5	10	0	.333	301	269
Kansas City	4	11	0	.267	273	388

Minnesota defeated New Orleans, 44-10, in the NFC wild card. Minnesota defeated San Francisco, 36-24, and the Washington Redskins defeated Chicago, 21-17, in the NFC playoffs. Washington defeated Minnesota, 17-10, for the NFC title. Houston defeated Seattle, 23-20 (OT), in the AFC wild card. Cleveland defeated Indianapolis, 38-21, and the Denver Broncos defeated Houston, 34-10, in the AFC playoffs. Denver defeated Cleveland, 38-33, for the AFC title. Washington defeated Denver, 42-10, for the NFL title in Super Bowl XXII.

IN 1987: Jewels are retrieved from the wreckage of the oceanliner, Titanic.

USUAL STARTING LINE UP

OFFENSE		DEFENSE	
WR 82	Pete Mandley	LE 76	Eric Williams
LT 75	Lomas Brown	NT 93	Jerry Ball
LG 53	Kevin Glover	RE 77	Keith Ferguson
C 52	Steve Mott	LB 58	George Jamison
RG 74	Joe Milinchik	LB 54	Chris Spielman
RT 73	Harvey Salem	LB 98	Dennis Gibson
TE 87	Pat Carter	LB 55	Michael Cofer
WR 89	Jeff Chadwick	CB 43	David Holmes
QB 12	Rusty Hilger	CB 29	Bruce McNorton
RB 32	Garry James	SS 36	Bennie Blades
FB 30	James Jones	FS 31	Devon Mitchell

LION LEADERS

RUSHING Garry James - 182 att. - 552 yards - 5 TD's

PASSING Rusty Hilger - 306 att. - 126 comp. - 1558 yards - 7 TD's - 12 INT's

RECEIVING Pete Mandley - 44 rec. - 617 yards - 4 TD's

SCORING Eddie Murray - 82 points (20 FG's, 22 PAT's)

PUNT RET Pete Mandley - 37 ret. - 287 yards - 7.8 avg.

KO RET Gary Lee - 18 ret. - 355 yards - 19.7 avg.

PUNTING Jim Arnold - 97 punts - 4110 yards - 42.4 avg. - 22 In 20

INT's Devon Mitchell and George Jamison - 3 each

TACKLES Chris Spielman - 153 total - 118 solo - 35 assists

QB SACKS Michael Cofer - 12.0 sacks - 88 yards

1988 RESULTS (4-12-0) 4th

Darryl Rogers, Coach (2-9-0)

Date	Opponent	Crowd	W-L-T	Score
9-4	Atlanta	31,075*	W	31-17
9-11	Los Angeles Rams	46,262	L	10-17
9-18	New Orleans	32,943*	L	14-22
9-25	New York Jets	29,250*	L	10-17
10-2	San Francisco	58,285	L	13-20
10-9	Chicago	64,526*	L	7-24
10-16	New York Giants	74,813	L	10-30
10-23	Kansas City	66,926	W	7-6
10-30	New York Giants	38,354*	L	10-13(OT)
11-6	Minnesota	55,573	L	17-44
11-13	Tampa Bay	25,956*	L	20-23

Wayne Fontes, Interim Coach (2-3-0)

11-20	Green Bay (M)	44,327	W	19-9
11-24	Minnesota	46,479*	L	0-23
12-4	Green Bay	28,124*	W	30-14
12-11	Chicago	55,010	L	12-13
12-18	Tampa Bay	37,778	L	10-21

TEAM STATISTICS

	Detroit	(Avg.)	Opp.	(Avg.)
TOTAL YARDS	3405	212.8	5316	332.3
RUSHING YARDS	1243	77.7	2037	127.3
PASSING YARDS	2162	135.1	3279	204.9
POINTS SCORED	220	13.8	313	19.6

HONOR ROLL

MVP Rusty Hilger (Offense), Michael Cofer (Defense), George Jamison (Special Teams)

PRO BOWL Jim Arnold (P), Michael Cofer (LB)

1988 NFL STANDINGS

NATIONAL CONFERENCE

Central Division

	W	L	T	Pct.	Pts.	OP
Chicago	12	4	0	.750	312	215
Minnesota	11	5	0	.688	406	233
Tampa Bay	5	11	0	.313	216	350
DETROIT	4	12	0	.250	220	313
Green Bay	4	12	0	.250	240	315

Eastern Division

Philadelphia	10	6	0	.625	379	319
New York Giants	10	6	0	.625	359	304
Washington	7	9	0	.436	345	367
Phoenix	7	9	0	.438	344	398
Dallas	3	13	0	.168	265	361

Western Division

San Francisco	10	6	0	.625	369	294
L.A. Rams	10	6	0	.625	407	293
New Orleans	10	6	0	.625	312	283
Atlanta	5	11	0	.313	244	315

AMERICAN CONFERENCE

Central Division

	W	L	T	Pct.	Pts.	OP
Cincinnati	12	4	0	.750	446	329
Cleveland	10	6	0	.625	304	288
Houston	10	6	0	.625	424	365
Pittsburgh	5	11	0	.313	336	421

Eastern Division

Buffalo	12	4	0	.750	329	237
Indianapolis	9	7	0	.563	354	315
New England	9	7	0	.563	250	284
New York Jets	8	7	1	.531	372	354
Miami	6	10	0	.375	319	380

Western Division

Seattle	9	7	0	.563	339	329
Denver	8	8	0	.500	327	352
L.A. Raiders	7	9	0	.436	325	369
San Diego	6	10	0	.375	231	332
Kansas City	4	11	1	.261	254	320

Minnesota defeated the Los Angeles Rams, 28-17, in the NFC wild card. San Francisco defeated Minnesota, 34-9, and Chicago defeated Philadelphia, 20-12, in the NFC playoffs. San Francisco defeated Chicago, 28-3, for the NFC title. Houston defeated Cleveland, 24-23, in the AFC wild card. Buffalo defeated Houston, 17-10, and Cincinnati defeated Seattle, 21-13, in the AFC playoffs. Cincinnati defeated Buffalo, 21-10, for the AFC title. San Francisco defeated Cincinnati, 20-16, for the NFL title in Super Bowl XXIII.

IN 1988: Vice-President George Bush sweeps 40 states, defeating Michael Dukakis in the U.S. Presidential election.



USUAL STARTING LINE UP

OFFENSE		DEFENSE	
XR 82	Robert Clark	LE 76	Eric Williams
WR 84	Richard Johnson	NT 93	Jerry Ball
LT 75	Lomas Brown	RE 97	Kevin Brooks
LG 65	Eric Andolsek	LB 59	Jimmy Williams
C 53	Kevin Glover	LB 54	Chris Spielman
RG 67	Ken Dallafior	LB 57	Victor Jones (9)
RT 73	Harvey Salem (8)	98	Dennis Gibson (6)
64	Eric Sanders (7)	LB 55	Michael Cofer (7)
YR 24	Jason Phillips (6)	58	George Jamison (6)
81	Stacey Mobley (5)	CB 21	Terry Taylor
ZR 87	Walter Stanley	CB 43	Jerry Holmes
QB 9	Rodney Peete	SS 36	Bernie Blades
SB 20	Barry Sanders	FS 35	William White

LION LEADERS

RUSHING	Barry Sanders - 280 att. - 1470 yards - 14 TD's
PASSING	Bob Gagliano - 232 att. - 117 comp. - 1671 yards - 6 TD's - 12 INT's
RECEIVING	Richard Johnson - 70 rec. - 1091 yards - 8 TD's
SCORING	Eddie Murray - 96 points (20 FG's, 36 PAT's)
PUNT RET	Walter Stanley - 36 ret. - 496 yards - 13.8 avg.
KO RET	Mel Gray - 24 ret. - 640 yards - 26.7 avg.
PUNTING	Jim Arnold - 82 punts - 3538 yards - 43.1 avg. - 15 in 20
INT's	Jerry Holmes - 6 INT's - 77 yards - 1 TD
TACKLES	Chris Spielman - 125 total - 89 solo - 36 assists
QB SACKS	Michael Cofer - 9.5 sacks - 60 yards

1989 RESULTS (7-9-0) 3rd

Wayne Fontes, Coach

Date	Opponent	Crowd	W-L-T	Score
9-10	Phoenix	36,735*	L	13-16
9-17	New York Giants	76,021	L	14-24
9-24	Chicago	71,148*	L	27-47
10-1	Pittsburgh	43,804*	L	3-23
10-8	Minnesota	55,380	L	17-24
10-15	Tampa Bay	46,225	W	17-16
10-22	Minnesota	51,579*	L	7-20
10-29	Green Bay (M)	53,731	L	20-23(OT)
11-5	Houston	46,056	L	31-35
11-12	Green Bay	44,324*	W	31-22
11-19	Cincinnati	55,720	L	7-42
11-23	Cleveland	65,624*	W	13-10
12-3	New Orleans	38,550*	W	21-14
12-10	Chicago	52,650	W	27-17
12-17	Tampa Bay	40,362*	W	33-7
12-24	Atlanta	7,792	W	31-24

TEAM STATISTICS

	Detroit	(Avg.)	Opp.	(Avg.)
TOTAL YARDS	4992	312.0	5537	346.1
RUSHING YARDS	2053	128.3	1821	101.3
PASSING YARDS	2939	183.7	3916	244.8
POINTS SCORED	312	19.5	364	22.8

HONOR ROLL

MVP	Barry Sanders (Offense), Jerry Ball (Defense), Toby Caston (Special Teams)
PRO BOWL	Jerry Ball (NT), Eddie Murray (K) Barry Sanders (RB), Chris Spielman (LB)

1989 NFL STANDINGS

NATIONAL CONFERENCE

Central Division

	W	L	T	Pct.	Pts.	OP
Minnesota	10	6	0	.625	351	275
Green Bay	10	6	0	.625	362	356
DETROIT	7	9	0	.438	312	364
Chicago	6	10	0	.375	356	377
Tampa Bay	5	11	0	.313	320	419

Eastern Division

New York Giants	12	4	0	.750	348	252
Philadelphia	11	5	0	.688	342	274
Washington	10	6	0	.625	386	308
Phoenix	5	11	0	.313	256	377
Dallas	1	15	0	.063	204	393

Western Division

San Francisco	14	2	0	.875	442	253
Los Angeles Rams	11	5	0	.686	426	344
New Orleans	9	7	0	.563	386	301
Atlanta	3	13	0	.186	279	437

AMERICAN CONFERENCE

Central Division

	W	L	T	Pct.	Pts.	OP
Cleveland	9	6	1	.594	334	254
Houston	9	7	0	.563	365	412
Pittsburgh	9	7	0	.563	265	326
Cincinnati	8	8	0	.500	404	285

Eastern Division

Buffalo	9	7	0	.563	409	317
Indianapolis	8	8	0	.500	298	301
Miami	8	8	0	.500	331	379
New England	5	11	0	.313	297	391
New York Jets	4	12	0	.250	253	411

Western Division

Denver	11	5	0	.688	362	226
Kansas City	8	7	1	.531	318	286
Los Angeles Raiders	8	8	0	.500	315	297
Seattle	7	9	0	.438	241	327
San Diego	6	10	0	.375	266	290

The Los Angeles Rams defeated Philadelphia, 21-7, in the NFC wild card. The Los Angeles Rams defeated the New York Giants, 19-13, in overtime and San Francisco defeated Minnesota, 41-13, in the NFC playoffs. San Francisco defeated the Los Angeles Rams, 30-3, for the NFC title. Pittsburgh defeated Houston, 28-23, (OT) in the AFC wild card. Denver defeated Pittsburgh, 24-23, and Cleveland defeated Buffalo, 34-30, in the AFC playoffs. Denver defeated Cleveland, 37-21, for the AFC title. The San Francisco 49ers defeated the Denver Broncos, 55-10, for the NFL title in Super Bowl XXIV.

IN 1989: Earthquake measuring 7.1 on Richter scale hits Northern California killing 61 and leaving thousands homeless.

USUAL STARTING LINE UP

OFFENSE		DEFENSE	
XR 82 Robert Clark	LE 70 Dan Owens	LE 70 Dan Owens	
WR 84 Richard Johnson	NT 93 Jerry Ball	NT 93 Jerry Ball	
LT 75 Lomas Brown	RE 77 Keith Ferguson	RE 77 Keith Ferguson	
LG 65 Eric Andolsek	LB 59 Jimmy Williams (9)	LB 59 Jimmy Williams (9)	
C 53 Kevin Glover	58 George Jamison (7)	58 George Jamison (7)	
RG 67 Ken Dallafior	LB 54 Chris Spielman	LB 54 Chris Spielman	
RT 73 Harvey Salem	LB 98 Dennis Gibson	LB 98 Dennis Gibson	
YR 87 Jeff Campbell (8)	LB 55 Michael Cofer	LB 55 Michael Cofer	
83 Aubrey Matthews (6)	CB 29 Bruce McNorton (8)	CB 29 Bruce McNorton (8)	
ZR 81 Mike Farr (8)	39 Ray Crockett (6)	39 Ray Crockett (6)	
89 Terry Greer (8)	CB 25 LeRoy Irvin	CB 25 LeRoy Irvin	
QB 9 Rodney Peete	SS 35 William White	SS 35 William White	
SB 20 Barry Sanders	FS 36 Bennie Blades	FS 36 Bennie Blades	

LION LEADERS

RUSHING Barry Sanders - 255 att. - 1304 yards - 13 TD's

PASSING Rodney Peete - 271 att. - 142 comp. - 1974 yards - 13 TD's - 8 INT's

RECEIVING Richard Johnson - 64 rec. - 727 yards - 6 TD's

SCORING Barry Sanders - 96 points (16 TD's)

PUNT RET Mel Gray - 34 ret. - 362 yards - 10.6 avg.

KO RET Mel Gray - 41 ret. - 939 yards - 22.9 avg.

PUNTING Jim Arnold - 63 punts - 2560 yards - 40.6 avg. - 10 In 20

INT's William White - 5 INT's - 120 yards - 24.0 avg. - 1 TD

TACKLES Chris Spielman - 108 total - 79 solo - 29 assists

QB SACKS Michael Cofer - 10.0 sacks - 57 yards

1990 RESULTS (6-10-0) 3rd

Wayne Fontes, Coach

Date	Opponent	Crowd	W-L-T	Score
9-9	Tampa Bay	54,728*	L	21-38
9-16	Atlanta	48,961*	W	21-14
9-23	Tampa Bay	55,075	L	20-23
9-30	Green Bay	64,509*	L	21-24
10-7	Minnesota	57,586	W	34-27
10-14	Kansas City	74,312	L	24-43
10-28	New Orleans	64,368	W	27-10
11-4	Washington	69,326*	L	38-41(OT)
11-11	Minnesota	68,264*	L	7-17
11-18	New York Giants	76,109	L	0-20
11-22	Denver	73,896*	W	40-27
12-2	Chicago	62,313	L	17-23(OT)
#12-10	LA Raiders	72,190*	L	31-38
12-16	Chicago	67,759*	W	38-21
12-22	Green Bay	46,700	W	24-17
12-30	Seattle	50,681	L	10-30

#Silverdome sellout

TEAM STATISTICS

	Detroit	(Avg.)	Opp.	(Avg.)
TOTAL YARDS	4984	311.5	5734	358.4
RUSHING YARDS	1929	120.6	2388	149.3
PASSING YARDS	3055	190.9	3346	209.1
POINTS SCORED	373	23.3	413	25.8

HONOR ROLL

MVP Barry Sanders (Offense), Michael Cofer (Defense), Niko Noga (Special Teams)

PRO BOWL Jerry Ball (NT), Lomas Brown (T), Mel Gray (KR), Barry Sanders (RB), Chris Spielman (LB)

1990 NFL STANDINGS

NATIONAL CONFERENCE

	Central Division				Pts.	OP
	W	L	T	Pct.		
Chicago	11	5	0	.688	348	260
Tampa Bay	6	10	0	.375	264	367
DETROIT	6	10	0	.375	373	413
Green Bay	6	10	0	.375	271	347
Minnesota	6	10	0	.375	351	326

Eastern Division

New York Giants	13	3	0	.813	335	211
Philadelphia	10	6	0	.625	396	299
Washington	10	6	0	.625	381	301
Dallas	7	9	0	.438	244	308
Phoenix	5	11	0	.313	268	396

Western Division

San Francisco	14	2	0	.875	353	239
New Orleans	8	8	0	.500	274	275
Los Angeles Rams	5	11	0	.313	345	412
Atlanta	5	11	0	.313	348	365

AMERICAN CONFERENCE

	Central Division				Pts.	OP
	W	L	T	Pct.		
Cincinnati	9	7	0	.563	360	352
Houston	9	7	0	.563	405	307
Pittsburgh	9	7	0	.563	292	240
Cleveland	3	13	0	.188	228	462

Eastern Division

Buffalo	13	3	0	.813	428	263
Miami	12	4	0	.750	336	242
Indianapolis	7	9	0	.438	281	353
New York Jets	6	10	0	.375	295	345
New England	1	15	0	.063	181	446

Western Division

Los Angeles Raiders	12	4	0	.813	428	263
Kansas City	11	5	0	.688	369	257
Seattle	9	7	0	.563	306	386
San Diego	6	10	0	.375	315	281
Denver	5	11	0	.313	331	374

Washington defeated Philadelphia, 20-6, and Chicago defeated New Orleans, 16-6, in NFC wild card. San Francisco defeated Washington, 28-10, and New York Giants defeated Chicago, 31-3, in NFC playoffs. New York Giants defeated San Francisco, 15-13, for NFC title. Cincinnati defeated Houston, 41-14, and Miami defeated Kansas City, 17-16, in AFC wild card. Buffalo defeated Miami, 44-34, and Los Angeles Raiders defeated Cincinnati, 20-10, in AFC playoffs. Buffalo defeated Los Angeles Raiders, 51-3, for AFC title. NY Giants defeated Buffalo, 20-19, for the NFL title in Super Bowl XXV.

IN 1990: South African government frees Nelson Mandela after more than 27 years in prison.



1991

USUAL STARTING LINE UP

OFFENSE

XR 86	Willie Green
WR 80	Brett Periman
LT 75	Lomas Brown
LG 65	Eric Andolsek
C 53	Kevin Glover
RG 60	Mike Utley
RT 64	Eric Sanders
YR 81	Mike Farr
ZR 82	Robert Clark
QB 9	Rodney Peete (8)
	12 Erik Kramer (8)
SB 20	Barry Sanders

DEFENSE

LE 92	Marc Spindler
NT 93	Jerry Ball
RE 90	Dan Owens
LB 58	George Jamison
LB 54	Chris Spielman
LB 98	Dennis Gibson
LB 99	Tracy Hayworth
CB 39	Ray Crockett
CB 24	Melvin Jenkins
SS 35	William White
FS 36	Bennie Blades

LION LEADERS

RUSHING	Barry Sanders - 342 att. - 1548 yards - 16 TD's
PASSING	Erik Kramer - 265 att. - 136 comp. - 1635 yards - 11 TD's - 8 INT's
RECEIVING	Brett Perriman - 52 rec. - 668 yards - 1 TD
SCORING	Barry Sanders - 102 points (17 TD's)
PUNT RET	Mel Gray - 25 ret. - 385 yards - 15.4 avg. - 1 TD
KO RET	Mel Gray - 36 ret. - 929 yards - 25.8 avg.
PUNTING	Jim Arnold - 75 punts - 3092 yards - 41.2 avg. - 27 In 20
INT's	Ray Crockett - 6 INT's - 141 yards - 1 TD
TACKLES	Chris Spielman - 126 total - 84 solo - 42 assists
QB SACKS	Jeff Hunter - 6.0 sacks - 53 yards

1991 RESULTS (12-4-0) 1st

Wayne Fontes, Coach

Date	Opponent	Crowd	W-L-T	Score
9-1	Washington	52,958	L	0-45
9-8	Green Bay	43,132*	W	23-14
9-15	Miami	56,896*	W	17-13
9-22	Indianapolis	53,396	W	33-24
9-29	Tampa Bay	44,479*	W	31-3
10-6	Minnesota	63,423*	W	24-20
10-20	San Francisco	61,240	L	3-35
#10-27	Dallas	74,906*	W	34-10
11-3	Chicago	57,281	L	10-20
11-10	Tampa Bay	37,742	L	21-30
11-17	Los Angeles Rams	60,873*	W	21-10
11-24	Minnesota	51,644	W	34-14
#11-28	Chicago	78,879*	W	16-6
12-8	New York Jets	69,304*	W	34-20
12-15	Green Bay	43,881	W	21-17
12-22	Buffalo	78,059	W	17-14(OT)

NFC Playoffs

#1-5	Dallas	79,835*	W	38-6
1-12	Washington	55,585	L	10-41

#Silverdome sellout

TEAM STATISTICS

	Detroit	(Avg.)	Opp.	(Avg.)
TOTAL YARDS	4781	298.8	5033	314.6
RUSHING YARDS	1923	120.2	1747	109.2
PASSING YARDS	2858	178.6	3286	205.4
POINTS SCORED	339	21.2	295	18.4

HONOR ROLL

MVP	Barry Sanders (Offense), George Jamison (Defense), Mel Gray (Special Teams)
PRO BOWL	Jerry Ball (NT), Bennie Blades (S), Lomas Brown (T), Mel Gray (KR), Barry Sanders (RB), Chris Spielman (LB)

1991 NFL STANDINGS

NATIONAL CONFERENCE

Central Division

	W	L	T	Pct.	Pts.	OP
DETROIT	12	4	0	.750	339	295
Chicago	11	5	0	.688	299	269
Minnesota	8	8	0	.500	301	306
Green Bay	4	12	0	.250	273	313
Tampa Bay	3	13	0	.188	199	365

Eastern Division

Washington	14	2	0	.875	485	224
Dallas	11	5	0	.688	342	310
Philadelphia	10	6	0	.625	285	244
New York Giants	8	8	0	.500	281	297
Phoenix	4	12	0	.250	196	344

Western Division

New Orleans	11	5	0	.688	341	211
Atlanta	10	6	0	.625	361	338
San Francisco	10	6	0	.625	393	239
Los Angeles Rams	3	13	0	.188	234	390

AMERICAN CONFERENCE

Central Division

	W	L	T	Pct.	Pts.	OP
Houston	11	5	0	.688	386	251
Pittsburgh	7	9	0	.438	292	344
Cleveland	6	10	0	.375	293	298
Cincinnati	3	13	0	.188	263	435

Eastern Division

Buffalo	13	3	0	.813	448	318
New York Jets	8	8	0	.500	314	293
Miami	8	8	0	.500	343	349
New England	6	10	0	.375	211	305
Indianapolis	1	15	0	.063	143	381

Western Division

Denver	12	4	0	.750	304	235
Kansas City	10	6	0	.625	322	252
Los Angeles Raiders	9	7	0	.563	298	297
Seattle	7	9	0	.438	276	261
San Diego	4	12	0	.250	274	342

Atlanta defeated New Orleans, 27-20, and Dallas defeated Chicago, 17-13, in NFC wild card. Washington defeated Atlanta, 24-7, and DETROIT defeated Dallas, 38-6, in NFC playoffs. Washington defeated DETROIT, 45-10, for NFC title. Kansas City defeated Los Angeles Raiders, 10-6, and Houston defeated New York Jets, 17-10, in AFC wild card. Buffalo defeated Kansas City, 37-14, and Denver defeated Houston, 26-24, in AFC playoffs. Buffalo defeated Denver, 10-7, for AFC title. Washington defeated Buffalo, 37-24, for the NFL title in Super Bowl XXVI.

IN 1991: In Operation Desert Storm, Unlied U.N. Forces drive Iraqi troops out of Kuwait.

USUAL STARTING LINE UP

OFFENSE

XR 86 Willie Green
WR 80 Brett Perriman
LT 75 Lomas Brown
LG 66 Shawn Bouwens
C 53 Kevin Glover (7)
62 Blake Miller (5)
RG 67 Ken Dallafior
RT 76 Scott Conover
YR 81 Mike Farr
ZR 84 Herman Moore
QB 9 Rodney Peele
SB 20 Barry Sanders

DEFENSE

LE 92 Marc Spindler
NT 93 Jerry Ball
RE 94 Kelvin Pritchett
LB 58 George Jamison
LB 54 Chris Spielman
LB 98 Dennis Gibson
LB 55 Michael Cofer (8)
59 Tracy Scroggins (7)
CB 39 Ray Crockett
CB 24 Melvin Jenkins
SS 35 William White
FS 36 Bennie Blades

LION LEADERS

- RUSHING** Barry Sanders - 312 att. - 1352 yards - 9 TD's
- PASSING** Rodney Peele - 213 att. - 123 comp. - 1702 yards - 9 TD's - 9 INT's
- RECEIVING** Brett Perriman - 69 rec. - 810 yards - 4 TD's
- SCORING** Jason Hanson - 93 points (21 FG's, 30 PAT's)
- PUNT RET** Mel Gray - 18 ret. - 175 yards - 9.7 avg. - 1 TD
- KO RET** Mel Gray - 42 ret. - 1006 yards - 24.0 avg. - 1 TD
- PUNTING** Jim Arnold - 65 punts - 2846 yards - 43.8 avg. - 12 in 20
- INT's** Ray Crockett, Melvin Jenkins, Kevin Scott and William White - 4 each
- TACKLES** Chris Spielman - 146 total- 94 solo - 52 assists
- QB SACKS** Tracy Scroggins - 7.5 sacks - 41.0 yards

1992 RESULTS (5-11-0) 5th

Wayne Fontes, Coach

Date	Opponent	Crowd	W-L-T	Score
9-6	Chicago	63,672	L	24-27
9-13	Minnesota	57,519*	W	31-17
9-20	Washington	55,818	L	10-13
9-27	Tampa Bay	51,374*	L	23-27
10-4	New Orleans	66,971*	L	7-13
10-15	Minnesota	52,816	L	14-31
10-25	Tampa Bay	53,995	W	38-7
11-1	Green Bay	60,594*	L	13-27
#11-8	Dallas	74,816*	L	3-37
11-15	Pittsburgh	52,242	L	14-17
11-22	Cincinnati	48,574	W	19-13
11-26	Houston	73,711*	L	21-24
12-6	Green Bay	49,469	L	10-38
12-13	Cleveland	65,970*	W	24-14
12-20	Chicago	72,777*	W	16-3
12-28	San Francisco	55,907	L	6-24

#Silverdome sellout

TEAM STATISTICS

	Detroit	(Avg.)	Opp.	(Avg.)
TOTAL YARDS	4440	277.5	5058	316.1
RUSHING YARDS	1644	102.8	1841	115.1
PASSING YARDS	2796	174.8	3217	201.1
POINTS SCORED	273	17.1	332	20.8

HONOR ROLL

- MVP** Barry Sanders (Offense), Bennie Blades (Defense), Mel Gray/Melvin Jenkins (Special Teams)
- PRO BOWL** Lomas Brown (T), Mel Gray (KR), Barry Sanders (RB)

1992 NFL STANDINGS

NATIONAL CONFERENCE

Central Division

	W	L	T	Pct.	Pts.	OP
Minnesota	11	5	0	.688	374	249
Green Bay	9	7	0	.563	276	296
Tampa Bay	5	11	0	.313	267	365
Chicago	5	11	0	.313	295	361
DETROIT	5	11	0	.313	273	332

Eastern Division

Dallas	13	3	0	.813	409	243
Philadelphia	11	5	0	.688	354	245
Washington	9	7	0	.563	300	255
New York Giants	6	10	0	.375	306	367
Phoenix	4	12	0	.250	243	332

Western Division

San Francisco	14	2	0	.875	431	236
New Orleans	12	4	0	.750	330	202
Atlanta	6	10	0	.375	327	414
Los Angeles Rams	6	10	0	.375	313	383

AMERICAN CONFERENCE

Central Division

	W	L	T	Pct.	Pts.	OP
Pittsburgh	11	5	0	.688	299	225
Houston	10	6	0	.625	352	258
Cleveland	7	9	0	.438	272	275
Cincinnati	5	11	0	.313	274	364

Eastern Division

Miami	11	5	0	.688	340	281
Buffalo	11	5	0	.688	381	283
Indianapolis	9	7	0	.563	216	302
New York Jets	4	12	0	.250	220	315
New England	2	14	0	.125	205	363

Western Division

San Diego	11	5	0	.688	335	241
Kansas City	10	6	0	.625	348	282
Denver	8	8	0	.500	262	329
Los Angeles Raiders	7	9	0	.438	249	281
Seattle	2	14	0	.125	140	312

Washington defeated Minnesota, 24-7, and Philadelphia defeated New Orleans, 36-20, in NFC wild card. San Francisco defeated Washington, 20-13, and Dallas defeated Philadelphia, 34-10 in NFC Playoffs. Dallas defeated San Francisco 30-20 for NFC title. San Diego defeated Kansas City, 17-0, and Buffalo defeated Houston 41-38 in overtime in AFC wild card. Buffalo defeated Pittsburgh, 24-3, and Miami defeated San Diego 31-0, in AFC Playoffs. Buffalo defeated Miami 29-10 for AFC title. Dallas defeated Buffalo 52-17, for the NFL title in Super Bowl XXVII.

IN 1992: The U.S., playing with a "Dream Team" of NBA players for the first time, dominates the Olympic basketball tournament on the way to a gold medal.



USUAL STARTING LINE UP

OFFENSE		DEFENSE	
XR 86	Willie Green	LE 93	Mark Spindler
49	Ty Hallock (TE)	NT 96	Lawrence Pete
WR 80	Brett Perriman	RE 90	Dan Owens
LT 75	Lomas Brown	LB 58	George Jamison
LG 67	Dave Richards	LB 54	Chris Spielman
C 53	Kevin Glover	LB 98	Dennis Gibson
RG 79	Bill Fraic	LB 56	Pat Swilling
RT 73	David Lutz	CB 39	Ray Cockett
TE 82	Rodney Holman	CB 38	Kevin Scott
ZR 84	Herman Moore	SS 35	William White
QB 9	Rodney Peete (8)	FS 21	Harry Colon
SB 20	Barry Sanders		

LION LEADERS

RUSHING	Barry Sanders - 243 att. - 1115 yards
PASSING	Rodney Peete - 252 att. - 157 comp. - 1670 yards - 6 TD's - 14 INT's
RECEIVING	Herman Moore - 88 rec. - 935 yards - 6 TD's
SCORING	Jason Hanson - 130 points (34 FG's, 28 PAT's)
PUNT RET	Mel Gray - 23 ret. - 197 yards
KO RET	Mel Gray - 28 ret. - 688 yards - 1 TD
PUNTING	Jim Arnold - 72 punts - 3207 yards - 41.2 avg. - 15 in 20
INT's	Pat Swilling - 3 INT's - 16 yards
TACKLES	Chris Spielman - 148 total - 97 solo - 51 assists
QB SACKS	Robert Porcher - 8.5 sacks - 53 yards

1993 RESULTS (10-6) 1st

Wayne Fontes, Coach				
Date	Opponent	Crowd	W-L-T	Score
9-5	Atlanta	56,216*	W	30-13
9-12	New England	54,151	W	19-16(OT)
9-19	New Orleans	69,039	L	3-14
9-26	Phoenix	57,180*	W	26-20
10-3	Tampa Bay	40,794	L	10-27
10-17	Seattle	60,801*	W	30-10
10-24	Los Angeles Rams	43,850	W	16-13
10-31	Minnesota	53,739	W	30-27
11-7	Tampa Bay	65,295*	W	23-0
11-21	Green Bay	55,119	L	17-26
11-25	Chicago	76,699*	L	6-10
12-5	Minnesota	63,216*	L	0-13
12-12	Phoenix	39,393	W	21-14
#12-19	San Francisco	77,052*	L	17-55
12-26	Chicago	43,443	W	20-14
#1-2	Green Bay	77,510*	W	30-20

NFC Playoffs

1-8	Green Bay	68,479*	L	24-28
#Silverdome sellout				

TEAM STATISTICS

	Detroit	(Avg.)	Opp.	(Avg.)
TOTAL YARDS	4658	291.1	4669	291.8
RUSHING YARDS	1944	121.5	1649	103.1
PASSING YARDS	2714	169.6	3020	188.8
POINTS SCORED	298	18.6	292	183

HONOR ROLL

MVP	Barry Sanders (Offense), Chris Spielman (Defense), Jason Hanson (Special Teams)
PRO BOWL	Lomas Brown (T), Barry Sanders (RB), Pat Swilling (LB)

1993 NFL STANDINGS

NATIONAL CONFERENCE

	Central Division				Pts.	OP
	W	L	T	Pct.		
DETROIT	10	6	0	.625	298	292
Minnesota	9	7	0	.563	277	290
Green Bay	9	7	0	.563	340	282
Chicago	7	9	0	.438	234	230
Tampa Bay	5	11	0	.313	237	376
Eastern Division						
Dallas	12	4	0	.750	376	229
New York Giants	11	5	0	.686	288	205
Philadelphia	8	8	0	.500	293	315
Phoenix	7	9	0	.438	326	269
Washington	4	12	0	.250	230	345
Western Division						
San Francisco	10	6	0	.625	473	295
New Orleans	8	8	0	.500	317	343
Atlanta	6	10	0	.375	316	385
Los Angeles Rams	5	11	0	.313	221	367

AMERICAN CONFERENCE

	Central Division				Pts.	OP
	W	L	T	Pct.		
Houston	12	4	0	.750	368	238
Pittsburgh	9	7	0	.563	308	281
Cleveland	7	9	0	.438	304	307
Cincinnati	3	13	0	.188	187	319
Eastern Division						
Buffalo	12	4	0	.750	329	242
Miami	9	7	0	.563	349	351
New York Jets	8	8	0	.500	270	247
New England	5	11	0	.313	238	286
Indianapolis	4	12	0	.250	189	38
Western Division						
Kansas City	11	5	0	.688	328	291
Los Angeles Raiders	10	6	0	.625	306	326
Denver	9	7	0	.563	373	284
San Diego	8	8	0	.500	322	290
Seattle	6	10	0	.375	280	314

Green Bay defeated DETROIT 28-24, and New York Giants defeated Minnesota 17-10, in NFC wild card. San Francisco defeated New York Giants 44-3, and Dallas defeated Green Bay 27-17 in NFC playoffs. Dallas defeated San Francisco 38-21, for NFC title. Kansas City defeated Pittsburgh 27-24 (OT), and Los Angeles Raiders defeated Denver 42-24 in AFC wild card. Buffalo defeated Los Angeles Raiders 29-23, and Kansas City defeated Houston 28-20 in AFC playoffs. Buffalo defeated Kansas City 30-13 for AFC title. Dallas defeated Buffalo 30-13 for the NFL title in Super Bowl XXVIII.

IN 1993: Supreme Court Justice Byron White retired after serving for 31 years. White played for the Lions in 1940-41.

USUAL STARTING LINE UP

OFFENSE		DEFENSE	
XR 80 Brett Perriman	LE 91 Robert Porcher	NT 93 Marc Spindler (8)	
TE 49 Ty Hallock (10)	RE 82 Rodney Holman (7)	RE 94 Kelvin Pritchett	
LT 75 Lomas Brown	LB 51 Broderick Thomas	LB 54 Chris Spielman	
LG 66 Shawn Bouwens	LB 59 Mike Johnson	LB 97 Tracy Scroggins (9)	
C 53 Kevin Glover	LB 56 Pat Swilling (7)	CB 47 Ryan McNeil	
RG 67 Doug Widell	CB 40 Robert Massey	SS 32 Willie Clay	
RT 73 David Lutz	FS 36 Bennie Blades		
TE 89 Ron Hall (10)			
ZR 84 Herman Moore			
QB 19 Scott Mitchell (9)			
17 Dave Krieg (7)			
RB 20 Barry Sanders			

LION LEADERS

RUSHING Barry Sanders - 331 att. - 1883 yards - 7 TD's

PASSING Scott Mitchell - 246 att. - 119 comp. - 1456 yards - 10 TD's - 11 INT's

RECEIVING Herman Moore - 72 rec. - 1173 yards - 11 TD's

SCORING Jason Hanson - 93 points (18 FG's, 39 PAT's)

PUNT RET Mel Gray - 21 ret. - 233 yards - 11.1 avg.

KO RET Mel Gray - 45 ret. - 1276 yards - 28.4 avg. - 3 TD's

PUNTING Greg Montgomery - 63 punts - 2782 yards - 44.2 avg. - 19 In 20

INT's Robert Massey - 4 INT's - 25 yards

TACKLES Chris Spielman - 195 total - 124 solo - 71 assists

QB SACKS Broderick Thomas - 7.0 sacks - 49.5 yards

1994 RESULTS (9-7) 3rd

Wayne Fontes, Coach

Date	Opponent	Crowd	W-L-T	Score
9-4	Atlanta	60,740*	W	31-28(OT)
9-11	Minnesota	57,349	L	3-10
9-19	Dallas	64,102	W	20-17(OT)
9-25	New England	59,618*	L	17-23
10-2	Tampa Bay	38,012	L	14-24
#10-9	San Francisco	77,340*	L	21-27
#10-23	Chicago	73,574*	W	21-16
10-30	New York Giants	75,124	W	28-25(OT)
11-6	Green Bay	54,995	L	30-38
11-13	Tampa Bay	50,814*	W	14-9
11-20	Chicago	55,035	L	10-20
#11-24	Buffalo	75,672*	W	35-21
#12-4	Green Bay	76,338*	W	34-31
12-10	New York Jets	56,080	W	18-7
#12-17	Minnesota	73,881*	W	41-19
12-25	Miami	70,980	L	20-27

NFC Playoffs

12-31	Green Bay	58,125	L	12-16
-------	-----------	--------	---	-------

#Silverdome sellout

TEAM STATISTICS

	Detroit	(Avg.)	Opp.	(Avg.)
TOTAL YARDS	5000	312.5	5405	338.0
RUSHING YARDS	2080	130.0	1859	118.2
PASSING YARDS	2922	182.5	3546	221.6
POINTS SCORED	357	22.3	342	21.4

HONOR ROLL

MVP Barry Sanders (Offense), Chris Spielman (Defense), Mel Gray (Special Teams)

PRO BOWL Lomas Brown (T), Mel Gray (KR), Herman Moore (WR), Barry Sanders (RB), Chris Spielman (LB)

1994 NFL STANDINGS

NATIONAL CONFERENCE

Central Division

	W	L	T	Pct.	Pts.	OP
Minnesota	10	6	0	.625	356	314
Green Bay	9	7	0	.563	382	287
DETROIT	9	7	0	.563	357	342
Chicago	9	7	0	.563	271	307
Tampa Bay	6	10	0	.375	251	351

Eastern Division

Dallas	12	4	0	.750	414	248
New York Giants	9	7	0	.563	279	305
Arizona	8	8	0	.500	235	267
Philadelphia	7	9	0	.438	308	308
Washington	3	13	0	.188	320	412

Western Division

San Francisco	13	3	0	.813	505	296
New Orleans	7	9	0	.438	348	407
Atlanta	7	9	0	.438	317	385
Los Angeles Rams	4	12	0	.250	286	365

AMERICAN CONFERENCE

Central Division

	W	L	T	Pct.	Pts.	OP
Pittsburgh	12	4	0	.750	316	234
Cleveland	11	5	0	.688	340	204
Cincinnati	3	13	0	.188	276	406
Houston	2	14	0	.125	226	352

Eastern Division

Miami	10	6	0	.625	389	327
New England	10	6	0	.625	351	312
Indianapolis	8	8	0	.500	307	320
Buffalo	7	9	0	.438	340	356
New York Jets	6	10	0	.375	264	320

Western Division

San Diego	11	5	0	.688	381	306
Kansas City	9	7	0	.563	319	298
Los Angeles Raiders	9	7	0	.563	303	327
Denver	7	9	0	.438	347	396
Seattle	6	10	0	.375	287	323

Green Bay defeated DETROIT, 16-12, and Chicago defeated Minnesota, 35-18, in NFC wild card. San Francisco defeated Chicago, 44-15, and Dallas defeated Green Bay, 35-9, in NFC playoffs. San Francisco defeated Dallas, 38-28, for NFC title. Miami defeated Kansas City, 27-17, and Cleveland defeated New England, 20-13, in AFC wild card. Pittsburgh defeated Cleveland, 29-9, and San Diego defeated Miami, 22-21, in AFC playoffs. San Diego defeated Pittsburgh, 17-13, for AFC title. San Francisco defeated San Diego, 49-26, for the NFL title in Super Bowl XXIX.

IN 1994: A players' strike forces the cancellation of the last two months of baseball season and the World Series.



1995

USUAL STARTING LINE UP

OFFENSE

XR 80	Brett Perriman
WR 87	Johnnie Morton
LT 75	Lomas Brown
LG 67	Doug Widell
C 53	Kevin Glover
RG 73	David Lutz
RT 71	Zelfross Moss
TE 86	David Sloan (8)
89	Ron Hall (6)
ZR 84	Herman Moore
QB 19	Scott Mitchell
RB 20	Barry Sanders

DEFENSE

LE 94	Luther Elliss
NT 98	Henry Thomas
UT 91	Robert Porcher
RE 97	Tracy Scroggins
SLB 99	Tracy Hayworth
MLB 54	Chris Spielman
WLB 59	Mike Johnson
CB 47	Ryan McNeil
CB 31	Corey Raymond
SS 32	Willie Clay
FS 36	Bennie Blades

LION LEADERS

RUSHING	Barry Sanders - 314 att. - 1500 yards - 11 TD's
PASSING	Scott Mitchell 583 att. - 346 comp. - 4338 yards - 32 TD's - 12 INT's
RECEIVING	Herman Moore - 123 rec. - 1686 yards - 14 TD's
SCORING	Jason Hanson - 132 points (28 FG's, 48 PAT's)
PUNT RET	Johnnie Morton - 7 ret. - 48 yards - 6.9 avg.
KO RET	Ron Rivers 19 ret. - 420 yards - 22.1 avg.
PUNTING	Mark Royals - 57 punts - 2393 yards - 42.0 avg. - 15 in 20
INT's	Willie Clay - 8 INT's - 173 yards
TACKLES	Chris Spielman 137 total - 90 solo - 47 assists
QB SACKS	Henry Thomas - 10.5 sacks - 82.0 yards

1995 RESULTS (10-6) 2nd

Wayne Fontes, Coach

Date	Opponent	Crowd	W-L-T	Score
9-3	Pittsburgh	58,002	L	20-23
9-10	Minnesota	52,234	L	10-20
9-17	Arizona	58,727*	L	17-20
#9-25	San Francisco	76,236*	W	27-24
#10-8	Cleveland	74,171*	W	38-20
10-15	Green Bay	60,302	L	21-30
10-22	Washington	52,332	L	30-36(OT)
#10-29	Green Bay	73,462*	W	24-16
11-5	Atlanta	49,619	L	22-34
11-12	Tampa Bay	60,644*	W	27-24
11-19	Chicago	61,779	W	24-17
#11-23	Minnesota	74,559*	W	44-38
#12-4	Chicago	77,230*	W	27-7
12-10	Houston	35,482	W	24-17
12-17	Jacksonville	70,204*	W	44-0
12-23	Tampa Bay	50,049	W	37-10

NFC Playoffs

12-30	Philadelphia	66,492	L	37-58
-------	--------------	--------	---	-------

#Silverdome sellout

TEAM STATISTICS

	Detroit	(Avg.)	Opp.	(Avg.)
TOTAL YARDS	6115	382.2	5600	350.0
RUSHING YARDS	1753	109.6	1795	112.2
PASSING YARDS	4362	272.6	3805	237.8
POINTS SCORED	436	27.3	336	21.0

HONOR ROLL

MVP	Herman Moore (Offense), Henry Thomas (Defense), Ron Rivers (Special Teams)
PRO BOWL	Lomas Brown (T), Kevin Glover (C), Herman Moore (WR), Barry Sanders (RB)

1995 NFL STANDINGS

NATIONAL CONFERENCE

Central Division

	W	L	T	Pct.	Pts.	OP
Green Bay	11	5	0	.688	404	314
DETROIT	10	6	0	.625	436	336
Chicago	9	7	0	.563	392	360
Minnesota	8	8	0	.500	412	385
Tampa Bay	7	9	0	.438	238	335

Eastern Division

Dallas	12	4	0	.750	435	291
Philadelphia	10	6	0	.625	318	338
Washington	6	10	0	.375	326	359
New York Giants	5	11	0	.313	290	340
Arizona	4	12	0	.250	275	422

Western Division

San Francisco	11	5	0	.688	457	258
Atlanta	9	7	0	.563	362	349
St. Louis	7	9	0	.438	309	418
Carolina	7	9	0	.438	289	325
New Orleans	7	9	0	.438	319	348

AMERICAN CONFERENCE

Central Division

	W	L	T	Pct.	Pts.	OP
Pittsburgh	11	5	0	.688	407	327
Cincinnati	7	9	0	.438	349	374
Houston	7	9	0	.438	348	324
Cleveland	5	11	0	.313	289	356
Jacksonville	4	12	0	.250	275	404

Eastern Division

Buffalo	10	6	0	.625	350	335
Indianapolis	9	7	0	.563	331	316
Miami	9	7	0	.563	398	332
New England	6	10	0	.375	294	377
New York Jets	3	13	0	.188	233	384

Western Division

Kansas City	13	3	0	.813	358	241
San Diego	9	7	0	.563	321	323
Seattle	8	8	0	.500	363	366
Denver	8	8	0	.500	388	345
Oakland	8	8	0	.500	348	332

Philadelphia defeated DETROIT, 58-37, and Green Bay defeated Atlanta, 37-20, in NFC wild card. Green Bay defeated San Francisco, 27-17, and Dallas defeated Philadelphia, 30-11, in NFC playoffs. Dallas defeated Green Bay 38-27, for NFC title. Indianapolis defeated San Diego, 35-20, and Buffalo defeated Miami, 37-22, in AFC wild card. Pittsburgh defeated Buffalo, 40-21, and Indianapolis defeated Kansas City, 10-7, in AFC playoffs. Pittsburgh defeated Indianapolis, 20-16, for AFC title. Dallas defeated Pittsburgh 27-17, for the NFL title in Super Bowl XXX.

IN 1995: In April, the bombing of the Federal Building in Oklahoma City, Oklahoma, kills 168 people.

USUAL STARTING LINE UP

OFFENSE		DEFENSE	
WR 80 Brett Periman	LE 91 Robert Porcher	NT 98 Henry Thomas	
WR 87 Johnnie Morton	NT 98 Henry Thomas	UT 94 Luther Ellis	
LT 72 Ray Roberts	RE 93 Kerwin Waldroup (10)	97 Tracy Scroggins (6)	
LG 77 Mike Compton	97 Tracy Scroggins (6)	SLB 55 Antonio London	
C 53 Kevin Glover	SLB 55 Antonio London	MLB 99 Pepper Johnson	
RG 64 Jeff Hartings	MLB 99 Pepper Johnson	WLB 59 Reggie Brown	
RT 71 Zefross Moss	WLB 59 Reggie Brown	CB 47 Ryan McNeil	
TE 89 Pete Metzelaars	CB 47 Ryan McNeil	CB 31 Corey Raymond	
ZR 84 Herman Moore	CB 31 Corey Raymond	SS 36 Bennie Blades	
QB 19 Scott Mitchell	SS 36 Bennie Blades	FS 39 Van Malone	
RB 20 Barry Sanders	FS 39 Van Malone		

LION LEADERS

RUSHING Barry Sanders - 307 att. - 1553 yards - 11 TD's

PASSING Scott Mitchell 437 att. - 253 comp. - 2917 yards - 17 TD's - 17 INT's

RECEIVING Herman Moore - 106 rec. - 1296 yards - 9 TD's

SCORING Jason Hanson - 72 points (12 FG's, 36 PAT's)

PUNT RET Glyn Milburn - 34 ret. - 284 yards - 8.4 avg.

KO RET Glyn Milburn - 64 ret. - 1627 yards - 25.4 avg.

PUNTING Mark Royals - 69 punts - 3020 yards - 43.8 avg. - 11 In 20

INT's Ryan McNeil - 5 INT's - 14 yards

TACKLES Bennie Blades - 131 total - 99 solo - 32 assists

QB SACKS Robert Porcher - 10.0 sacks - 71.0 yards

1996 RESULTS (5-11) 5th

Wayne Fontes, Coach

Date	Opponent	Crowd	W-L-T	Score
9-1	Minnesota	52,972	L	13-17
9-8	Tampa Bay	54,229*	W	21-6
9-15	Philadelphia	66,772	L	17-24
9-22	Chicago	70,022*	W	35-16
9-29	Tampa Bay	34,961	W	27-0
10-6	Atlanta	58,666*	W	28-24
10-13	Oakland	50,037	L	21-37
10-27	New York Giants	63,501*	L	7-35
11-3	Green Bay	60,695	L	18-28
11-11	San Diego	60,425	L	21-27
11-17	Seattle	51,194*	W	17-16
11-24	Chicago	55,864	L	14-31
#11-28	Kansas City	75,079*	L	24-28
12-8	Minnesota	46,043*	L	22-24
#12-15	Green Bay	73,214*	L	3-31
12-23	San Francisco	61,921	L	14-24

#Silverdome sellout

TEAM STATISTICS

	Detroit	(Avg.)	Opp.	(Avg.)
TOTAL YARDS	5013	313.3	5357	334.8
RUSHING YARDS	1810	113.1	2007	125.4
PASSING YARDS	3203	200.2	3350	209.4
POINTS SCORED	302	18.9	369	23.0

HONOR ROLL

MVP Barry Sanders (Offense), Bennie Blades (Defense), Glyn Milburn (Special Teams)

PRO BOWL Kevin Glover (C), Herman Moore (WR), Barry Sanders (RB)

1996 NFL STANDINGS

NATIONAL CONFERENCE

Central Division

	W	L	T	Pct.	Pts.	OP
Green Bay	13	3	0	.813	456	210
Minnesota	9	7	0	.563	298	315
Chicago	7	9	0	.438	283	305
Tampa Bay	6	10	0	.375	221	293
DETROIT	5	11	0	.313	302	368

Eastern Division

	W	L	T	Pct.	Pts.	OP
Dallas	10	6	0	.625	286	250
Philadelphia	10	6	0	.625	363	341
Washington	9	7	0	.563	364	312
Arizona	7	9	0	.438	300	397
New York Giants	6	10	0	.375	242	297

Western Division

	W	L	T	Pct.	Pts.	OP
Carolina	12	4	0	.750	367	218
San Francisco	12	4	0	.750	398	257
St. Louis	6	10	0	.375	303	409
Atlanta	3	13	0	.188	309	461
New Orleans	3	13	0	.188	229	339

AMERICAN CONFERENCE

Central Division

	W	L	T	Pct.	Pts.	OP
Pittsburgh	10	6	0	.625	344	257
Jacksonville	9	7	0	.563	325	335
Cincinnati	8	8	0	.500	372	369
Houston	8	8	0	.500	345	319
Baltimore	4	12	0	.250	371	441

Eastern Division

	W	L	T	Pct.	Pts.	OP
New England	11	5	0	.688	418	313
Buffalo	10	6	0	.625	319	266
Indianapolis	9	7	0	.563	317	334
Miami	8	8	0	.500	339	325
New York Jets	1	15	0	.063	279	454

Western Division

	W	L	T	Pct.	Pts.	OP
Denver	13	3	0	.813	391	275
Kansas City	9	7	0	.563	297	300
San Diego	8	8	0	.500	310	376
Oakland	7	9	0	.438	340	293
Seattle	7	9	0	.438	317	376

Dallas defeated Minnesota, 40-15 and San Francisco defeated Philadelphia 14-0 in NFC wild card. Carolina defeated Dallas, 26-17 and Green Bay defeated San Francisco, 35-14 in NFC playoffs. Green Bay defeated Carolina, 30-13 for NFC title. Jacksonville defeated Buffalo, 30-27 and Pittsburgh defeated Indianapolis, 42-14 in AFC wild card. Jacksonville defeated Denver, 30-27 and New England defeated Pittsburgh, 28-3 in AFC wild card. New England defeated Jacksonville, 20-6 for AFC title. Green Bay defeated New England 35-21 in Super Bowl XXXI.

IN 1996: The Summer games of the XXVI Olympiad were held on U.S. soil, in Atlanta, Georgia.



USUAL STARTING LINE UP

OFFENSE	DEFENSE
XR 87 Johnnie Morton	LE 91 Robert Porcher
LT 72 Ray Roberts	NT 95 Mike Wells
LG 77 Mike Compton	UT 94 Luther Elliss
C 53 Kevin Glover	RE 93 Kenwin Waldroup (11)
RG 64 Jeff Hartings	97 Tracy Scroggins (5)
RT 71 Larry Tharpe	SLB 58 George Jamison (10)
TE 86 David Sloan	55 Antonio London (6)
ZR 84 Herman Moore	MLB 57 Stephen Boyd
OB 19 Scott Mitchell	WLB 59 Reggie Brown
FB 44 Tommy Vardell	CB 32 Bryant Westbrook
RB 20 Barry Sanders	CB 31 Corey Raymond
	SS 28 Ron Rice
	FS 27 Mark Carrier

TEAM STATISTICS

	Detroit	(Avg.)	(Avg.)	(Avg.)
TOTAL YARDS	5,798	362.4	4,947	309.2
RUSHING YARDS	2,464	154.0	1,833	114.6
PASSING YARDS	3,334	208.4	3,114	194.6
POINTS SCORED	379	23.7	306	19.1

LION LEADERS

RUSHING	Barry Sanders - 335 att. - 2053 yards - 11 TD's
PASSING	Scott Mitchell - 509 att. - 293 comp. - 3484 yards - 19 TD's - 14 INT's
RECEIVING	Herman Moore - 104 rec. - 1293 yards - 8 TD's
SCORING	Jason Hanson - 117 points (26 FG's, 39 PAT's)
PUNT RET	Glyn Milburn - 47 ret. - 433 yards - 9.2 avg.
KO RET	Glyn Milburn - 55 ret. - 1315 yards - 23.9 avg.
PUNTING	John Jett - 84 punts - 3,576 yards - 42.6 avg. - 25 In 20
INT's	Mark Carrier - 5 INT's - 94 yards
TACKLES	Stephen Boyd - 192 total - 123 solo - 69 assists
QB SACKS	Robert Porcher - 12.5 sacks - 75.5 yards

1997 RESULTS (9-7) 3rd

Bobby Ross, Coach

Date	Opponent	Crowd	W-L-T	Score
8-31	Atlanta	61,244*	W	28-17
9-7	Tampa Bay	58,234*	L	17-24
9-14	Chicago	59,147	W	32-7
9-21	New Orleans	50,016	L	17-35
#9-28	Green Bay	78,110*	W	26-15
10-5	Buffalo	78,025	L	22-13
10-12	Tampa Bay	72,095	W	27-9
10-19	New York Giants	70,069*	L	20-26 (OT)
11-2	Green Bay	60,126	L	10-20
11-9	Washington	75,261	L	7-30
11-16	Minnesota	68,910*	W	38-15
11-23	Indianapolis	62,803*	W	32-10
#11-27	Chicago	77,904*	W	55-20
12-7	Miami	72,266	L	30-33
12-14	Minnesota	60,982	W	14-13
#12-21	New York Jets	77,624*	W	13-10

NFC Playoffs

12-28	Tampa Bay	73,361	L	10-20
-------	-----------	--------	---	-------

#Silverdome sellout

HONOR ROLL

BOBBY LAYNE OFFENSIVE MVP	- Barry Sanders
LEM BARNEY DEFENSIVE MVP	- Robert Porcher
YALE LARY SPECIAL TEAMS MVP	- Cory Schlesinger
ERIK ANDOLSEK TOP OFFENSIVE LINEMAN	- Kevin Glover
MEL FARR ROOKIE OF THE YEAR	- Bryant Westbrook
JOE SCHMIDT LEADERSHIP	- Kevin Glover
MIKE UHLEY SPIRIT	- Luther Elliss
CHUCK HUGHES MOST IMPROVED PLAYER	- Johnnie Morton
PRO BOWL	Kevin Glover (C), Jason Hanson (K), Herman Moore (WR), Robert Porcher (DE), Barry Sanders (RB)

1997 NFL STANDINGS

NATIONAL CONFERENCE

Central Division

	W	L	T	Pct.	Pts.	OP
Green Bay	13	3	0	.813	422	282
Tampa Bay	10	6	0	.625	299	263
DETROIT	9	7	0	.563	379	306
Minnesota	9	7	0	.563	354	359
Chicago	4	12	0	.250	263	421

Eastern Division

New York Giants	10	5	1	.656	307	265
Washington	8	7	1	.531	327	289
Philadelphia	6	9	1	.406	317	372
Dallas	6	10	0	.375	304	314
Arizona	4	12	0	.250	283	379

Western Division

San Francisco	13	3	0	.813	366	227
Carolina	7	9	0	.438	265	314
Atlanta	7	9	0	.438	320	361
New Orleans	6	10	0	.375	237	327
St. Louis	5	11	0	.313	299	359

AMERICAN CONFERENCE

Central Division

	W	L	T	Pct.	Pts.	OP
Pittsburgh	11	5	0	.688	372	307
Jacksonville	11	5	0	.688	394	318
Tennessee	8	8	0	.500	333	310
Cincinnati	7	9	0	.438	355	405
Baltimore	6	9	1	.406	326	345

Eastern Division

New England	10	6	0	.625	369	289
Miami	9	7	0	.563	339	327
New York Jets	9	7	0	.563	348	287
Buffalo	6	10	0	.375	255	367
Indianapolis	3	13	0	.188	313	401

Western Division

Kansas City	13	3	0	.813	375	232
Denver	12	4	0	.750	472	287
Seattle	8	8	0	.500	365	362
Oakland	4	12	0	.250	324	419
San Diego	4	12	0	.250	266	425

Tampa Bay defeated DETROIT, 20-10 and Minnesota defeated New York Giants, 23-22 in NFC wild card. Green Bay defeated Tampa Bay, 21-7 and San Francisco defeated Minnesota, 38-22 in NFC playoffs. Green Bay defeated San Francisco, 23-10 for NFC title. Denver defeated Jacksonville, 42-17 and New England defeated Miami, 17-3 in AFC wild card. Denver defeated Kansas City, 14-10 and Pittsburgh defeated New England, 7-6 in AFC playoffs. Denver defeated Pittsburgh, 24-21 for AFC title. Denver defeated Green Bay 31-24 in Super Bowl XXXII.

IN 1997: Princess Diana died following a high-speed traffic accident in the streets of Paris.

USUAL STARTING LINE UP

OFFENSE		DEFENSE	
XR 87	Johnnie Morton	LE 91	Robert Porcher
LT 72	Ray Roberts	NT 90	Dan Owens
LG 77	Mike Compton	UT 94	Luther Elliss
C 60	Jim Pyne	RE 93	Kerwin Waldroup
RG 64	Jeff Hartings	SLB 53	Rob Fredrickson
RT 71	Larry Tharpe (9)	MLB 57	Stephen Boyd
75	Tony Ramirez (7)	WLB 55	Allen Aldridge
TE 89	Walter Rasby	CB 32	Bryant Westbrook
YR 84	Herman Moore	CB 23	Terry Fair (10)
QB 10	Charlie Batch	24	Kevin Abrams (6)
FB 44	Tommy Vardell	SS 28	Ron Rice
RB 20	Barry Sanders	FS 27	Mark Carrier

TEAM STATISTICS

	Detroit	(Avg.)	Opp.	(Avg.)
TOTAL YARDS	5,085	317.8	5,117	319.8
RUSHING YARDS	1,955	122.2	2,102	131.4
PASSING YARDS	3,130	195.6	3,015	188.4
POINTS SCORED	306	19.1	378	23.6

LION LEADERS

RUSHING	Barry Sanders - 343 att. - 1491 yards - 4 TD's
PASSING	Charlie Batch - 303 att. - 173 comp. - 2,178 yards - 11 TD's - 6 INT's
RECEIVING	Herman Moore - 82 rec. - 983 yards - 5 TD's
SCORING	Jason Hanson - 114 points (29 FG's, 27 PAT's)
PUNT RET	Terry Fair - 30 ret. - 189 yards - 6.3 avg.
KO RET	Terry Fair - 51 ret. - 1428 yards - 28.0 avg.
PUNTING	John Jett - 66 punts - 2892 yards - 43.8 avg. - 17 In 20
INT's	Mark Carrier, Ron Rice and Bryant Westbrook - 3 each
TACKLES	Stephen Boyd - 156 total - 113 solo - 43 assists
QB SACKS	Robert Porcher - 11.5 sacks - 85.5 yards

1998 RESULTS (5-11) 4th

Bobby Ross, Coach

Date	Opponent	Crowd	W-L-T	Score
9-6	Green Bay	60,102	L	19-38
9-13	Cincinnati	66,354*	L	28-34 (OT)
9-20	Minnesota	63,107	L	6-29
#9-28	Tampa Bay	74,724*	W	27-6
10-4	Chicago	55,562	L	27-31
#10-15	Green Bay	77,932*	W	27-20
#10-25	Minnesota	77,885*	L	13-34
11-1	Arizona	66,087*	L	15-17
11-8	Philadelphia	66,785	L	9-10
11-15	Chicago	63,152*	W	26-3
11-22	Tampa Bay	64,265	W	28-25
#11-26	Pittsburgh	78,139*	W	19-16 (OT)
12-6	Jacksonville	70,717	L	22-37
12-14	San Francisco	68,585	L	13-35
12-20	Atlanta	67,143*	L	17-24
12-27	Baltimore	68,045	L	10-19

#Silverdome sellout

HONOR ROLL

BOBBY LAYNE OFFENSIVE MVP	Barry Sanders
LEM BARNEY DEFENSIVE MVP	Stephen Boyd
YALE LARY SPECIAL TEAMS MVP	Ron Rivers
ERIK ANDOLSEK TOP OFFENSIVE LINEMAN	Jeff Hartings
MEL FARR ROOKIE OF THE YEAR	Charlie Batch
JOE SCHMIDT LEADERSHIP	Mark Carrier
MIKE UTLEY SPIRIT	Luther Elliss
CHUCK HUGHES MOST IMPROVED PLAYER	Richard Jordan
PRO BOWL	Barry Sanders (RB)

1999 NFL STANDINGS

NATIONAL CONFERENCE

Central Division

	W	L	T	Pct.	Pts.	Opp.
Minnesota	15	1	0	.938	556	296
Green Bay	11	5	0	.688	408	319
Tampa Bay	8	8	0	.500	314	295
DETROIT	5	11	0	.313	306	378
Chicago	4	12	0	.250	276	368

Eastern Division

	W	L	T	Pct.	Pts.	Opp.
Dallas	10	6	0	.625	381	275
Arizona	9	7	0	.563	325	378
New York Giants	8	8	0	.500	287	309
Washington	6	10	0	.375	319	421
Philadelphia	3	13	0	.188	161	344

Western Division

	W	L	T	Pct.	Pts.	Opp.
Atlanta	14	2	0	.875	442	289
San Francisco	12	4	0	.750	479	328
New Orleans	6	10	0	.375	305	359
Carolina	4	12	0	.250	336	413
St. Louis	4	12	0	.250	285	378

AMERICAN CONFERENCE

Central Division

	W	L	T	Pct.	Pts.	Opp.
Jacksonville	11	5	0	.688	392	338
Tennessee	8	8	0	.500	330	320
Pittsburgh	7	9	0	.438	263	303
Baltimore	6	10	0	.375	269	335
Cincinnati	3	13	0	.188	268	452

Eastern Division

	W	L	T	Pct.	Pts.	Opp.
New York Jets	12	4	0	.750	416	266
Miami	10	6	0	.625	321	265
Buffalo	10	6	0	.625	400	333
New England	9	7	0	.563	337	329
Indianapolis	3	13	0	.188	310	444

Western Division

	W	L	T	Pct.	Pts.	Opp.
Denver	14	2	0	.875	501	309
Oakland	8	8	0	.500	288	356
Seattle	8	8	0	.500	372	310
Kansas City	7	9	0	.438	327	363
San Diego	5	11	0	.313	241	342

Arizona defeated Dallas, 20-7, and San Francisco defeated Green Bay, 30-27, in NFC wild card. Atlanta defeated San Francisco, 20-18, and Minnesota defeated Arizona, 41-21, in NFC playoffs. Atlanta defeated Minnesota, 30-27 (OT), for NFC title. Miami defeated Buffalo, 24-17, and Jacksonville defeated New England, 25-10, in AFC wild card. Denver defeated Miami, 38-3, and New York Jets defeated Jacksonville, 34-24, in AFC playoffs. Denver defeated New York Jets, 23-10, for AFC title. Denver defeated Atlanta, 34-19, in Super Bowl XXXIII.

IN 1998: President Bill Clinton becomes the second U.S. President to be impeached by the House of Representatives.



1999

USUAL STARTING LINE UP

OFFENSE		DEFENSE	
XR 87	Johnnie Morton	LE 91	Robert Porcher
LT 72	Ray Roberts	NT 90	James Jones
LG 62	Tony Semple	UT 94	Luther Elliss
C 77	Mike Compton	RE 93	Tracy Scroggins
RG 64	Jeff Hartings	SLB 55	Allen Aldridge
RT 76	Barrett Brooks	MLB 57	Stephen Boyd
TE 86	David Sloan	WLB 50	Chris Claiborne
ZR 82	Germane Crowell	CB 32	Bryant Westbrook (8)
QB 10	Charlie Batch	CB 35	Robert Bailey (11)
FB 30	Cory Schlesinger	CB 23	Terry Fair (10)
RB 20	Greg Hill	SS 28	Ron Rice
		FS 27	Mark Carrier

TEAM STATISTICS

	Detroit	(Avg.)	Opp.	(Avg.)
TOTAL YARDS	4,931	308.2	5,291	330.7
RUSHING YARDS	1,245	77.8	1,531	95.7
PASSING YARDS	3,686	230.4	3,760	235.0
POINTS SCORED	322	20.1	323	20.2

LION LEADERS

RUSHING	Greg Hill - 144 att. - 542 yards - 3.8 avg. - 2 TD's
PASSING	Gus Frerotte - 288 att. - 175 cmp., 2117 yards - 9 TD - 7 INT's
RECEIVING	Germane Crowell - 81 rec. - 1338 yards - 16.5 avg. - 7 TD
SCORING	Jason Hanson - 106 points (26 FG's, 28 PAT's)
PUNT RET	Iheanyi Uwaezuoke - 18 ret. - 150 yards - 8.3 avg. - 0 TD
KO RET	Terry Fair - 34 ret. - 752 - 22.1 avg.
PUNTING	John Jett - 86 punts - 3637 - 42.3 avg. - 27 in 20
INT's	Ron Rice - 5 INT's - 82 yards
TACKLES	Stephen Boyd- 188 tackles - 114 solo - 74 assists
QB SACKS	Robert Porcher- 15.0 sacks - 106.5 yards

1999 RESULTS (8-8) 3rd

Bobby Ross, Coach

Date	Opponent	Crowd	W-L-T	Score
9/12	Seattle	66,238	W	28-20
9/19#	Green Bay	76,202*	W	23-15
9/26	Kansas City	78,384	L	21-31
10/10	San Diego	61,481*	L	10-20
10/17#	Minnesota	76,516*	W	25-23
10/24	Carolina	64,322	W	24-9
10/31	Tampa Bay	63,1358	W	20-3
11/07#	St. Louis	73,224*	W	31-27
11/14	Arizona	49,600	L	19-23
11/21	Green Bay	59,869	L	17-26
11/25#	Chicago	77,905*	W	21-17
12/05#	Washington	77,693*	W	33-17
12/12	Tampa Bay	65,536	L	16-23
12/19	Chicago	66,944	L	10-28
12/25#	Denver	73,158*	L	7-17
1/2	at Minnesota	64,103	L	17-24

NFC Playoffs				
1/8	at Washington	79,411	L	13-27
#Silverdome sellout				

HONOR ROLL

BOBBY LAYNE OFFENSIVE MVP	Germane Crowell
LEM BARNEY DEFENSIVE MVP	Robert Porcher
YALE LARY SPECIAL TEAMS MVP	Jason Hanson
ERIK ANDOLSEK TOP OFFENSIVE LINEMAN	
	Ray Roberts
	Chris Claiborne
MEL FARR ROOKIE OF THE YEAR	Mark Carrier
JOE SCHMIDT LEADERSHIP	Luther Elliss
MIKE HUGHES SPIRIT	Luther Elliss
CHUCK TUGLEY MOST IMPROVED PLAYER	Germane Crowell
PRO BOWL	Stephen Boyd (LB), Luther Elliss (DT), Jason Hanson (K), Robert Porcher (DE), David Sloan (TE)

1999 NFL STANDINGS

NATIONAL CONFERENCE

	Central Division				Pts.	Opp.
	W	L	T	Pct.		
Tampa Bay	11	5	0	.688	270	235
Minnesota	10	6	0	.625	399	335
DETROIT	8	8	0	.500	322	323
Green Bay	8	8	0	.500	357	341
Chicago	6	10	0	.375	272	341

	Eastern Division				Pts.	Opp.
	W	L	T	Pct.		
Washington	10	6	0	.625	443	377
Dallas	8	8	0	.500	352	276
N.Y. Giants	7	9	0	.438	299	358
Arizona	6	10	0	.375	245	382
Philadelphia	5	11	0	.313	272	357

	Western Division				Pts.	Opp.
	W	L	T	Pct.		
St. Louis	13	3	0	.813	526	242
Carolina	8	8	0	.500	421	381
Atlanta	5	11	0	.313	285	380
San Francisco	4	12	0	.250	295	453
New Orleans	3	13	0	.188	260	434

AMERICAN CONFERENCE

	Central Division				Pts.	Opp.
	W	L	T	Pct.		
Jacksonville	14	2	0	.875	396	217
Tennessee	13	3	0	.813	392	324
Baltimore	8	8	0	.500	324	277
Pittsburgh	6	10	0	.375	317	320
Cincinnati	4	12	0	.250	283	460
Cleveland	2	14	0	.125	217	437

	Eastern Division				Pts.	Opp.
	W	L	T	Pct.		
Indianapolis	13	3	0	.813	423	333
Buffalo	11	5	0	.688	310	229
Miami	9	7	0	.563	326	336
N.Y. Jets	8	8	0	.500	308	309
New England	8	8	0	.500	299	284

	Western Division				Pts.	Opp.
	W	L	T	Pct.		
Seattle	9	7	0	.563	338	298
Kansas City	9	7	0	.563	390	322
San Diego	8	8	0	.500	269	316
Oakland	8	8	0	.500	390	329
Denver	6	10	0	.375	314	318

Washington defeated DETROIT, 27-13, and Minnesota defeated Dallas, 27-10, in NFC wild card. Tampa Bay defeated Washington, 14-13, and St. Louis defeated Minnesota, 49-37, in NFC divisional playoffs. St. Louis defeated Tampa Bay, 11-6, for NFC title. Tennessee defeated Buffalo, 22-16, and Miami defeated Seattle, 20-17, in AFC wild card. Jacksonville defeated Miami, 62-7, and Tennessee defeated Indianapolis, 19-16, in AFC divisional playoffs. Tennessee defeated Jacksonville, 33-14, for AFC title. St. Louis defeated Tennessee, 23-16, in Super Bowl XXXIV.

IN 1999: U.S Women's Soccer team captured the Nation's eye as they played in front of sold-out crowds and on national television for the first time en route to winning the World Cup hosted by the United States.



The History Book



A Brief History of the Lions

Detroit welcomed the Lions in 1934, but it was not the area's first look at professional football. In 1920, the Detroit *Heralds* were a charter member of the American Professional Football Association, which was the original name of the present NFL, but the club folded after two years. The Detroit *Panthers* appeared in 1925, but also folded after two seasons. In 1928, the Detroit *Wolverines* were formed, but they failed after just one year.

In 1930, the then-10-year-old National Football League added a franchise from Portsmouth, Ohio, called the *Spartans*. After four seasons, the team was purchased for \$7,952.08 by a group headed by Detroit radio executive George A. Richards and moved to the Motor City.

Playing in the University of Detroit Stadium before average crowds of 16,000 people, the new Detroit Lions won the NFL Championship in only their second year (1935). Under the leadership of Coach "Potsy" Clark and stars like Hall of Famer "Dutch" Clark, Ernie Caddell, George Christensen, "Ace" Gutowsky, Glenn Presnell and "Ox" Emerson, the early Lions established pro football in Detroit.

In 1940, Chicagoan Fred Mandel bought the club. Lions' stars of that era included Hall of Famers Bill Dudley and Alex Wojciechowicz, John Green, Byron "Whizzer" White, Frank Sinkwich and "Camp" Wilson. The team was sold eight years later to a group of local businessmen under the leadership of Edwin J. Anderson. The Detroit syndicate controlled the club until 1964, when William Clay Ford became sole owner for a price of \$4.5 million.

The Lions dominated the NFL in the 1950s with four division titles and three league championships. Under head coach Buddy Parker, the team won back-to-back world crowns in 1952-53, defeating Cleveland on both occasions. Stars of those powerful teams were Hall of Famers Bobby Layne, Jack Christiansen, Doak Walker and Lou Creekmur, as well as Les Bingaman, Cloyce Box, Leon Hart and Bob Hoernschemeyer. The Detroit-Cleveland battles of the era were classic confrontations between two giants of the blossoming NFL.

Since their last title in 1957 under the coaching of George Wilson, the Lions have continued searching for the league's top spot. Such performers as Joe Schmidt, Yale Lary, Dick "Night Train" Lane, John Henry Johnson and Lem Barney have been elected to the Hall of Fame. And outstanding players such as Wayne Walker, Mike Lucci, Nick Pietrosante, Roger Brown, Terry Barr, Mel Farr, Charlie Sanders, Dexter Bussey, Billy Sims and Doug English have taken their places in the annals of pro football in Detroit.

In 1967, Schmidt began the first of six seasons as head coach of the Lions. His 1970 team made the playoffs, (first post-season trip since '57) but lost in the first round to Dallas by the baseball-like score of 5-0.

Prior to the '75 season, the Lions moved into a new, domed stadium in Pontiac, Michigan, a suburb located 30 miles north of Detroit. The Silverdome remains the world's largest air-supported domed structure and seats over 80,000 spectators under a fiberglass roof, and remains the largest

capacity in the NFL.

Monte Clark took control of all football operations as head coach in 1978. Under Clark's direction, the Lions narrowly missed playoff berths in 1980-81, before qualifying in 1982 — the Lions' first playoff appearance since 1970. Detroit captured the NFC Central Division crown in 1983, but stumbled in the first round of the playoffs with a 24-23 loss at San Francisco.

Darryl Rogers replaced Clark in 1985 but was replaced on an interim basis by his defensive coordinator, Wayne Fontes, in November 1988, after Rogers' teams had posted a combined 18-40 record. Fontes officially was named the 17th head coach of the Detroit Lions on December 22, 1988.

The Lions "Restored the Roar" in 1991, winning a franchise-record 12 regular season games. Riding a tide of emotion after guard Mike Utley's paralyzing neck injury, Detroit defeated Dallas, 38-6, in the Lions' first Silverdome playoff contest. The victory gave the Lions a berth in the NFC Championship Game, where Detroit fell to the eventual Super Bowl Champion Washington Redskins.

The Lions finished 10-6 in 1993 en route to capturing the NFC Central Division title, and earned a wild-card playoff bid in 1994. The 1995 Lions featured the NFL's top-rated offense and won their final seven games to earn a third straight playoff berth. Herman Moore set an NFL record with 123 catches, and he and Brett Perriman became the first teammates to each total over 100 catches in the same season. The receiver tandem also set the NFL record for most receiving yards in a season. Quarterback Scott Mitchell set team passing records for yards (4,338), completions (346) and touchdowns (32).

In 1996, running back Barry Sanders captured his third NFL rushing title with a dramatic 175-yard outburst on the final Monday night of the season in San Francisco. The Lions, however, finished a disappointing 5-11 '96, and following the season Fontes was replaced as head coach by former San Diego Chargers' head coach, Bobby Ross. Fontes, who was the head coach for more than eight full seasons, finished his career as the team's all-time leader among head coaches in both wins (67) and games coached (138).

Ross was named the 18th head coach in team history January 13, 1997, and led the club back to the playoffs in his inaugural year at the helm with a 9-7 record. That season, Sanders continued his storybook career by becoming only the third player in league history to record 2,000 yards rushing in a single-season (2,053) and he reeled off an NFL record 14 consecutive 100-yard outings to finish the season.

The Lions closed out the 1990s reaching the playoffs for sixth time in the ten-year span, which is a franchise record for playoff appearances during a decade. Detroit's playoff berth marked the second time in Bobby Ross' first three years as head coach that he has led the Lions into the postseason. The last Lions' head coach to accomplish that feat was Buddy Parker in 1952-53 during his second and third seasons at the helm.

Significant Dates in Lions' History

- June 30, 1934** George A. Richards heads group that purchases Portsmouth (Ohio) Spartans for \$7,952.08 and moves team to Detroit.
- Sept. 23, 1934** Lions play first NFL game, beat New York Giants 9-0 at U. of Detroit Stadium before 12,000.
- Nov. 25, 1934** Lions suffer first defeat, 3-0 to Green Bay, after winning 10 straight games including seven consecutive shutouts.
- Nov. 29, 1934** Lions play first of traditional Thanksgiving Day home games, losing to the Bears, 19-16, before 26,000.
- Dec. 9, 1935** Lions defeat New York Giants, 26-7, for first Championship.
- Sept. 9, 1938** Detroit defeats Pittsburgh, 16-7, in the first game played at the Lions' new home, Briggs (later renamed Tiger) Stadium.
- Nov. 24, 1940** Finishing the season with 514 yards, Byron "Whizzer" White becomes the first Lion to claim the NFL rushing title.
- Feb. 10, 1943** Gus Dorais named head coach of Lions, after a successful career at the University of Detroit.
- Jan. 15, 1948** Syndicate headed by Edwin J. Anderson purchases Detroit franchise for \$165,000 and names "Bo" McMillin general manager and head coach, Anderson elected president of Lions.
- Dec. 2, 1949** "Buddy" Parker succeeds McMillin as head coach.
- Dec. 20, 1950** Lions defeat Los Angeles, 31-21, for NFL's National Conference title.
- Dec. 21, 1952** Lions win first championship since 1935 with a 17-7 victory over the Browns in Cleveland before 50,934.
- Dec. 28, 1952** Detroit wins second straight championship with a 17-16 decision over Cleveland in Detroit before 54,577.
- Dec. 27, 1953** Parker resigns suddenly as head coach and assistant coach George Wilson succeeds him the next day.
- Aug. 12, 1957** Detroit claims fourth Championship on 59-14 victory over Cleveland before 55,263 in Detroit.
- Dec. 28, 1957** William Clay Ford elected president of Lions.
- Jan. 23, 1961** Former Lion great Earl "Dutch" Clark becomes a charter member of the new Professional Football Hall of Fame.
- Sept. 7, 1963** William Clay Ford takes over as Lions' sole owner after purchasing franchise for \$4.5 million.
- Jan. 10, 1964** Harry Gilmer appointed head coach, replacing George Wilson.
- Jan. 7, 1965** After 13 seasons, Joe Schmidt retires to become Lions' linebacker coach.
- Mar. 10, 1966** Schmidt named Lions' head coach, succeeding Gilmer.
- Jan. 11, 1967** Lions edged by Dallas, 5-0, in first playoff game since 1957.
- Dec. 26, 1970** Wide Receiver Chuck Hughes dies on field during game after suffering a heart attack.
- Oct. 24, 1971** Linebacker Wayne Walker plays in his Detroit-record 200th game with the Lions, a 34-17 win against the Los Angeles Rams.
- Dec. 17, 1972** Schmidt resigns as head coach.
- Jan. 12, 1973** Don McCafferty named Lions' head coach.
- Jan. 26, 1973** Former Lion linebacker and head coach Joe Schmidt is enshrined in the Pro Football Hall of Fame.
- July 28, 1973** McCafferty dies of heart attack.
- July 28, 1974** Rick Forzano named Lions' head coach.
- Aug. 3, 1974** Lions play the first game in their new home, Pontiac Metropolitan Stadium (later renamed Pontiac Silverdome).
- Aug. 23, 1975** Forzano resigns as head coach.
- Oct. 4, 1976** Tommy Hudspeth named interim head coach.
- Oct. 5, 1976** Hudspeth signs three-year contract as head coach.
- Feb. 9, 1977** Monte Clark named head coach and director of football operations.
- Jan. 11, 1978** Lions choose Oklahoma's Billy Sims first in the NFL draft.
- Apr. 29, 1980** Detroit qualifies for first playoff appearance in 12 seasons, but loses 31-7, at Washington. The Redskins went on to win Super Bowl XVII.
- Jan. 8, 1983** After claiming club's first NFC Central title, a last-second field goal attempt fails as Detroit drops a 24-23 playoff game at San Francisco.
- Dec. 31, 1983** Monte Clark and his coaching staff are released.
- Dec. 19, 1984** Darryl Rogers is named head coach after a successful 20-year college coaching career.
- Feb. 6, 1985** Rogers is released from his duties as head coach.
- Nov. 13, 1988** Defensive coordinator Wayne Fontes is named interim head coach.
- Nov. 14, 1988** Fontes is named head coach.
- Dec. 22, 1988** General Manager Russ Thomas retires.
- Dec. 26, 1989** Chuck Schmidt is named Executive Vice-President and Chief Operating Officer.
- Dec. 27, 1989** Guard Mike Utley suffers paralyzing neck injury in Detroit's 21-10 win over the Rams. His "Thumbs Up" sign as he is carried from the field inspires his teammates to win their next six games.
- Nov. 17, 1991**



- Dec. 22, 1991** Lions finish regular season with 12 wins (most in franchise history) and claim the NFC Central Championship, Detroit's first division title since 1983.
- Jan. 5, 1992** Lions host first playoff game in the Silverdome and first home playoff game since 1957. Detroit defeats Dallas, 38-6, for the team's first playoff win since 1957.
- Jan. 12, 1992** Lions make their first appearance in NFC Championship Game, losing to the Redskins 41-10 in Washington.
- Nov. 22, 1992** Barry Sanders becomes the Lions' all-time leading rusher, surpassing Billy Sims' record of 5,106 career yards.
- Jan. 2, 1994** Lions clinch NFC Central Division championship for the second time in three years with a 30-20 victory over Green Bay in the Silverdome.
- Oct. 23, 1994** Mel Gray becomes the all-time NFL leader in kickoff return yards.
- Nov. 13, 1994** Barry Sanders runs for a club-record 237 yards on 26 carries in Detroit's 14-9 win over Tampa Bay at the Silverdome. He would finish the season with a then-Lions' record of 1,883 yards.
- Dec. 31, 1994** In Detroit's third playoff appearance in four seasons, the Lions drop a 16-12 wild-card contest at Green Bay.
- Feb. 15, 1995** William Clay Ford, Jr. is named Lions Vice-Chairman.
- Dec. 10, 1995** Quarterback Scott Mitchell breaks Bobby Layne's 44-year-old club record for most touchdown passes in a season (26). Mitchell ends the year with 32 touchdown passes.
- Dec. 17, 1995** Receivers Herman Moore and Brett Perriman set NFL record for most catches and receiving yards by teammates in a season.
- Dec. 23, 1995** Herman Moore sets NFL record with 123 catches in a season.
- Dec. 30, 1995** The Lions play in their third straight wild card playoff game, losing 58-37 at Philadelphia.
- July 27, 1996** Former lineman Lou Creekmur is enshrined in the Pro Football Hall of Fame.
- Dec. 26, 1996** Wayne Fontes and his coaching staff are dismissed.
- Jan. 13, 1997** Bobby Ross is named Head Coach.
- Dec. 21, 1997** Barry Sanders becomes only the third player in league history to rush for over 2,000 yards in a season. He rushes for 184 yards in the final game to push his season total to 2,053 yards, the second-highest seasonal tally in NFL history.
- Dec. 28, 1997** The Lions play their fourth playoff game in five years, losing a wild card outing at Tampa Bay, 20-10.
- Dec. 20, 1998** Herman Moore becomes the fastest player in NFL history to record 600 career receptions.
- Jan. 8, 2000** Lions reach the playoffs for the second time in three years under Bobby Ross, losing a wild card contest at Washington 27-13.



On January 13, 1997, Bobby Ross was welcomed to the Lions' organization by Vice Chairman William Clay Ford Jr., Chairman and President William Clay Ford and Executive Vice President and Chief Operating Officer Chuck Schmidt.

Lions' Thanksgiving Day Series

Dating to 1934, the Detroit Lions have been a proud part of the American celebration of Thanksgiving. G.A. Richards, the first owner of the Detroit Lions, was behind the Lions' inaugural Thanksgiving game in 1934. Richards had purchased the team in 1934 and moved the Lions from Portsmouth, Ohio, to the Motor City. The Lions were the new kids in town and had taken a backseat to the baseball Tigers. Despite the fact that the Lions had lost just one game prior to the Thanksgiving Day game in 1934, the largest crowd that season had been just 15,000.

The opponent for the Lions' first Thanksgiving Day game — on November 29, 1934 — was the undefeated, defending World Champion Chicago Bears of George Halas and the rising star of that era, fullback Bronco Nagurski. The game would determine the champion of the Western Division. Richards had convinced the NBC Radio Network to carry the game coast-to-coast (94 stations), and additionally, an estimated 26,000 fans jammed into University of Detroit Stadium while thousands of disappointed fans were turned away.

The Bears won the inaugural game, 19-16, and a classic was born. Since 1934, the Lions have played 60 Thanksgiving Day games with Detroit leading the series 31-27-2. A total of 3,273,341 fans have witnessed Detroit's 60 Thanksgiving games, including 762,443 fans (76,244 average) in the 1990s.



DE Luther Elliss and Johnnie Morton are presented with turkey legs by Fox commentator John Madden following the Lions' 55-20 victory over Chicago in 1997.



Thanksgiving Day Results

YEAR	OPPONENT	RESULT	FINAL RECORD
1934	Chicago Bears	L, 16-19	10-3-0
1935	Chicago Bears	W, 14-2	7-3-2
1936	Chicago Bears	W, 13-7	8-4-0
1937	Chicago Bears	L, 0-13	7-4-0
1938	Chicago Bears	W, 14-7	7-4-0
(1939-44: Series Interrupted During WWII)			
1945	Cleveland Rams	L, 21-28	7-3-0
1946	Boston	L, 10-34	1-10-0
1947	Chicago Bears	L, 14-34	3-9-0
1948	Chicago Cards	L, 14-28	2-10-0
1949	Chicago Bears	L, 7-28	4-8-0
1950	New York Yanks	W, 49-14	6-6-0
1951	Green Bay	W, 52-35	7-4-1
1952	Green Bay	W, 48-24	9-3-0
1953	Green Bay	W, 34-15	10-2-0
1954	Green Bay	W, 28-24	9-2-1
1955	Green Bay	W, 24-10	3-9-0
1956	Green Bay	L, 20-24	9-3-0
1957	Green Bay	W, 18-6	8-4-0
1958	Green Bay	W, 24-14	4-7-1
1959	Green Bay	L, 17-24	3-8-1
1960	Green Bay	W, 23-10	7-5-0
1961	Green Bay	L, 9-17	8-5-1
1962	Green Bay	W, 26-14	11-3-0
1963	Green Bay	T, 13-13	5-8-1
1964	Chicago	L, 24-27	7-5-2
1965	Baltimore	T, 24-24	6-7-1
1966	San Francisco	L, 14-41	4-9-1
1967	L.A. Rams	L, 7-31	5-7-2
1968	Philadelphia	L, 0-12	4-8-2
1969	Minnesota	L, 0-27	9-4-1
1970	Oakland	W, 28-14	10-4-0
1971	Kansas City	W, 32-21	7-6-1
1972	New York Jets	W, 37-20	8-5-1
1973	Washington	L, 0-20	6-7-1
1974	Denver	L, 27-31	7-7-0
1975	L.A. Rams	L, 0-20	7-7-0
1976	Buffalo	W, 27-14	6-8-0
1977	Chicago	L, 14-31	6-8-0
1978	Denver	W, 17-14	7-9-0
1979	Chicago	W, 20-0	2-14-0
1980	Chicago	L(OT), 17-23	9-7-0
1981	Kansas City	W, 27-10	8-8-0
1982	New York Giants	L, 6-13	4-5-0
1983	Pittsburgh	W, 45-3	9-7-0
1984	Green Bay	W, 31-28	4-11-1
1985	New York Jets	W, 31-20	7-9-0
1986	Green Bay	L, 40-44	5-11-0
1987	Kansas City	L, 20-27	4-11-0
1988	Minnesota	L, 0-23	4-12-0
1989	Cleveland	W, 13-10	7-9-0
1990	Denver	W, 40-27	6-10-0
1991	Chicago	W, 16-6	12-4-0
1992	Houston	L, 21-24	5-11-0
1993	Chicago	L, 6-10	10-6-0
1994	Buffalo	W, 35-21	9-7-0
1995	Minnesota	W, 44-38	10-6-0
1996	Kansas City	L, 24-28	5-11-0
1997	Chicago	W, 55-20	9-7-0
1998	Pittsburgh	W(OT), 19-16	5-11-0
1999	Chicago	W, 21-17	8-8-0

Lions' All-Time Thanksgiving Day Records vs. Opponents

Team	Games	Record	Pct.	Silverdome	Last Played
Arizona	1	0-1-0	.000	0-0-0	11/25/48
Bos. Yanks	1	0-1-0	.000	0-0-0	11/28/46
Buffalo	2	2-0-0	1.000	2-0-0	11/24/94
Chicago	15	7-8-0	.467	4-3-0	11/25/99
Cleveland	1	1-0-0	1.000	1-0-0	11/23/89
Denver	3	2-1-0	.667	2-0-0	11/22/90
Green Bay	15	10-4-1	.700	1-1-0	11/27/86
Indianapolis	1	0-0-1	.500	0-0-0	11/25/65
Kansas City	4	2-2-0	.500	1-2-0	11/28/96
Minnesota	3	1-2-0	.333	1-1-0	11/23/95
NY. Giants	1	0-1-0	.000	0-1-0	11/25/82
NY. Jets	2	2-0-0	1.000	1-0-0	11/28/85
NY. Yanks	1	1-0-0	1.000	0-0-0	11/23/50
Oakland	1	1-0-0	1.000	0-0-0	11/26/70
Philadelphia	1	0-1-0	.000	0-0-0	11/28/68
Pittsburgh	2	2-0-0	1.000	2-0-0	11/26/98
St. Louis	3	0-3-0	.000	0-1-0	11/27/75
San Francisco	1	0-1-0	.000	0-0-0	11/24/66
Tennessee	1	0-1-0	.000	0-1-0	11/26/92
Washington	1	0-1-0	.000	0-0-0	11/22/73
Totals	60	31-27-2	.533	15-10-0	11/25/99

Detroit Lions' Draft Since 1950

1950

BONUS CHOICE:

- HART, LEON
E, Notre Dame
- 1. WATSON, JOE
C, Rice
- 2. Choice to Cleveland
- 2B. McGRAW, THURMAN
T, Colorado
(From Philadelphia)
- 3. MURAKOWSKI, ART
B, Northwestern
- 4. KIELY, ERNIE
G, Texas-El Paso
- 5. FITKIN, HAL
B, Dartmouth
- 6. JASZEWSKI, FLOYD
T, Minnesota
- 7. LEVERMAN, BILL
B, St. Edward's
- 8. McALLISTER, RALPH
B, Minnesota
- 9. WOOD, ED
G, Detroit
- 10. MALCOLM, ROLAND
B, Gustavus Adolphus
- 11. WILSON, JACK
T, Ohio State
- 12. WALTERS, BUCKY
T, Brown
- 13. RYAN, JIM
B, San Francisco
- 14. SQUIRES, CLIFF
C, Nebraska Wesleyan
- 15. WORTHINGTON, TOM
B, Northwestern
- 16. GREINER, JERRY
C, Detroit
- 17. CALLAHAN, CONNIE
B, Morningside
- 18. STANSAUK, DON
T, Denver
- 19. CIFELLI, GUS
T, Notre Dame
- 20. DAVIS, FRED
E, Maryland
- 21. BREWER, GEORGE
B, Oklahoma
- 22. TATE, JIM
T, Purdue
- 23. HELLER, IRV
T, Boston U.
- 24. McDOWELL, JIM
G, William & Mary
- 25. GLICK, GENE
B, Michigan State
- 26. LEE, BOBBY COY
B, Texas
- 27. JOHNSON, ELBERT
E, Texas Tech
- 28. KARRAS, JOHNNY
B, Illinois
- 29. STEGER, RUSS
B, Illinois
- 30. DeROIN, RUBE
C, Oklahoma State

1951

- 1. Choice to Philadelphia
- 2. STANFEL, DICK
G, San Francisco
- 3. DIBBLE, DORNE
E, Michigan State

- 4. D'ALONZO, PETE
B, Villanova
- 5. DORAN, JIM
E, Iowa State
- 5B. TORGESON, LaVERN
C, Washington State
(From New York Yanks)
- 6. CHRISTIANSEN, JACK
B, Colorado State
- 7. MONSEN, BOB
T, Ohio State
- 8. RAKLOVITS, DICK
B, Illinois
- 9. Choice to Cleveland
- 10. SHOAF, JIM
G, Louisiana State
- 11. ANDERSON, FRANKIE
E, Oklahoma State
- 12. Choice to Cleveland
- 13. SIEGERT, WAYNE
T, Illinois
- 14. WITTMER, LEE
T, Detroit
- 15. HILL, JIMMIE
B, Tennessee
- 16. GEREMSKY, TED
E, Pittsburgh
- 17. MEISENHEIMER, DARRELL
B, Oklahoma State
- 18. WOLGAST, EDDIE
B, Arizona
- 19. HANSON, GORDY
T, Washington State
- 20. GIBBONS, HARRY
B, South Dakota State
- 21. BLOCK, KING
B, Idaho
- 22. FOLDBERG, DAN
E, Army
- 23. GABRIEL, DICK
B, Lehigh
- 24. BUKSAR, GEORGE
B, Purdue
- 25. HARRIS, DICK
C, Texas
- 26. KAZMIERSKI, FRANK
C, West Virginia
- 27. ALLIS, HARRY
E, Michigan
- 28. PEOT, DICK
T, South Dakota State
- 29. WOMACK, BRUCE
T, West Texas State
- 30. HORWATH, RON
B, Detroit

1952

- 1. Choice to Cleveland
- 2. Choice to Chicago Cardinals
- 3. LARY, YALE
B, Texas A&M
- 4. SUMMERALL, PAT
E, Arkansas
- 5. MILLER, BOB
T, Virginia
- 6. COOPER, GORDON
E, Denver
- 7. GARDNER, WES
C, Utah
- 8. DUBLINSKI, TOM
B, Utah
- 9. GANDEE, SHERWIN
E, Ohio State
- 10. DOWDEN, STEVE

- T, Baylor
- 11. FLOWERS, KEITH
C, Texas Christian
- 12. ROSHIO, JIM
B, Louisiana State
- 13. McDONALD, CARROLL
C, Florida
- 14. OLIVERSON, RAY
B, Brigham Young
- 15. BURGAMY, JOHN
G, Georgia
- 16. Choice to Cleveland
- 17. LAURICELLA, HANK
B, Tennessee
- 18. CAMPBELL, STAN
G, Iowa State
- 19. EARON, BLAINE
E, Duke
- 20. MAINS, GIL
T, Murray State
- 21. BOYKIN, ARNOLD
B, Mississippi
- 22. DAVID, JIM
E, Colorado State
- 23. MAXWELL, HAL
E, Mississippi
- 24. WERCKLE, BOB
T, Vanderbilt
- 25. BAILEY, BY
B, Washington State
- 26. TERRY, BUDDY
E, Stephen F. Austin
- 27. TROUT, BOB
E, Baylor
- 28. TURNER, HAL
E, Tennessee State
- 29. HUDSON, ART
B, Western Illinois
- 30. DILLON, RAY DON
B, Prairie View A&M

1953

- 1. SEWELL, HARLEY
G, Texas
- 2. GEDMAN, GENE
B, Indiana
- 3. Choice to Cleveland
- 4. ANE, CHARLIE
T, Southern California
- 5. Choice to Philadelphia
- 6. SPENCER, OLLIE
T, Kansas
- 7. SCHMIDT, JOE
C, Pittsburgh
- 8. CARPENTER, LEW
B, Arkansas
- 9. McCORMICK, CARLTON
C, Texas Christian
- 10. GASKIN, DREHER
E, Clemson
- 11. MESSENGER, ELMER
G, Washington State
- 12. SPENCER, LARRY
B, Wake Forest
- 13. THOMAS, BOB
E, Washington & Lee
- 14. BARGER, JACK
T, New Mexico
- 15. TOPOR, TED
B, Michigan
- 16. VOLONNINO, BOB
B, Army-Villanova
- 17. GREEN, RAY
T, Duke



- 18. MIODUSZEWSKI, ED
B, William & Mary
- 19. HELD, PAUL
B, San Diego State (Future)
- 20. HART, GERRY
T, Army-Mississippi State
- 21. TATA, BOB
B, Virginia
- 22. RETZLAFF, PETE
B, South Dakota State
- 23. KARILIVAGZ, CARL
B, Syracuse
- 24. GRANT, TRUETT
T, Duke
- 25. BROWN, MARV
B, East Texas State
- 26. DOOLEY, JIM
C, Penn State
- 27. PARKER, JACKIE
B, Mississippi State
- 28. PEPPER, LAURIN
B, Southern Mississippi
- 29. RECTOR, HARLEY
T, Wayne State (Neb.)
- 30. MAUS, HAL
E, Montana

1954

- 1. CHAPMAN, DICK
T, Rice
- 2. NEAL, JIM
C, Michigan State
- 3. BOWMAN, BILL
B, William & Mary
- 4. STITTS, BILL
B, UCLA
(From Washington)
- 4B. McCANTS, HOWARD
E, Washington State
- 5. PAROZZO, GEORGE
T, William & Mary
- 6. DACUS, PENCE
B, Southwest Texas
(From Green Bay)
- 6B. KERCHER, DICK
B, Tulsa
- 7. CROSS, JACK
B, Utah
- 8. DAVIS, MILT
B, UCLA
- 9. LAWSON, BOB
B, Cal Poly-SLO
- 10. CARROLL, JACK
E, Holy Cross
- 11. SCHWENK, MILT
T, Washington State
- 12. HARTMAN, BOB
T, Oregon State
- 13. SWIERCZEK, JIM
B, Marshall
- 14. NOVAK, RAY
B, Nebraska
- 15. HINDERLIDER, KIRK
E, Colorado State
- 16. CHUOKE, BOB
T, Houston
- 17. KASER, RICK
B, Toledo
- 18. HAYES, NORM
T, Idaho
- 19. GRAVES, BUSTER
T, Arkansas
- 20. DURPANT, JIM
G, Utah
- 21. KISTLER, JACK
B, Duke
- 22. BRUNDAGE, DEWEY
E, Brigham Young

- 23. SHANAFELT, JACK
T, Pennsylvania
- 24. BURROWS, BOBBY
G, Duke
- 25. WOIT, DICK
B, Arkansas State
- 26. GEORGE, JIM
T, Syracuse
- 27. RZESZUT, DICK
C, Benedictine
- 28. RUTSCHMAN, DOLPH
B, Linfield
- 29. BERTRAND, MEL
C, Idaho
- 30. HORTON, ELLIS
B, Eureka (Illinois)

1955

- 1. MIDDLETON, DAVE
B, Auburn
- 2. SALSBURY, JIM
G, UCLA
- 3. McCORD, DARRIS
T, Tennessee
- 4. MALLOY, GORDON
B, Miami
(From Washington)
- 4B. RILEY, LEE
B, Detroit
- 5. BROOKS, BUD
G, Arkansas
- 6. CHILDERS, ELIJAH
T, Prairie View A&M
- 7. ZAGERS, BERT
B, Michigan State
- 8. CUNNINGHAM, LEON
C, South Carolina
(From Pittsburgh)
- 8B. HOLLAND, LAMOINE
E, Rice
(From Cleveland)
- 8C. WALKER, BILL
E, Maryland
- 9. JENKINS, WALT
T, Wayne State
- 10. GASTALL, TOM
B, Boston U.
- 11. McDERMOTT, HERB
T, Iowa State
- 12. GOIST, DICK
B, Cincinnati
- 13. HENDERSON, DON
T, Utah
- 14. GAJDA, JERRY
B, Benedictine
- 15. ATKINS, GEORGE
G, Auburn
- 16. MARR, AL
E, Bradley
- 17. DALY, DON
B, Eastern Kentucky
- 18. OLEKSTAK, PAT
B, Tennessee
- 19. MULLER, BOB
C, Eastern Kentucky
- 20. MAHAFFEY, FRED
B, Denver
- 21. WALTERS, JIM
T, Mississippi
- 22. ALBRECHT, GEORGE
B, Maryland
- 23. GALUSKA, GEORGE
B, Wyoming
- 24. FLACKE, BOB
G, Holy Cross
- 25. MILLER, DICK
T, Illinois

- 26. McDONALD, DUNCAN
B, Michigan
- 27. TROKA, MIKE
B, Trinity (Connecticut)
- 28. LOVELL, HARRY
G, South Carolina
- 29. DEARING, BILL
B, Florida
- 30. HATCH, CHARLEY
E, Utah State

1956

- 1. CASSADY, HOWARD
B, Ohio State
- 2. Choice to Los Angeles
- 3. McILHENNY, DON
B, Southern Methodist
- 4. REICHOW, JERRY
QB, Iowa
- 5. TRACY, TOM
B, Tennessee
- 6. LUSK, BOB
C, William & Mary
- 7. CRONIN, GENE
G, Pacific
- 8. POWELL, JACK
T, Texas A&M
- 9. JONES, CALVIN
G, Iowa
- 10. SILAS, JOE
DE, South Carolina
- 11. WACKER, LEW
B, Richmond
- 11B. SELEP, TOM
B, Maryland
(From Pittsburgh)
- 12. NUNNERY, BOB
T, Louisiana State
- 13. FERGUSON, O.K.
B, Louisiana State
- 14. FALLS, RONNIE
LB, Duke
- 15. ALLERT, HORACE
DE, Southwest Texas State
- 16. ZYZDA, LEW
DE, Purdue
- 17. WIND, KEN
E, Houston
- 18. PETRARCA, EMIDIO
B, Boston College
- 19. VAUGHN, DALE
B, Virginia Military
- 20. STEPHENSON, JOE
E, Vanderbilt
- 21. BLECHEN, BOB
C, Whittier
- 22. MARAZZA, DICK
T, Clemson
- 23. GARRARD, BOB
B, Georgia
- 24. WALZ, JARV
E, Central Michigan
- 25. HALL, JERRY
B, Rice
- 26. WALDEN, JOE
B, West Texas State
- 27. BURNTHORNE, BRYAN
G, Tulane
- 28. SMITH, JOHN
G, Northwestern
- 29. PETERS, DOUG
B, UCLA
- 30. GIBBENS, JOHN
T, Southwest Texas State

HISTORY

1957

1. GLASS, BILL
G, Baylor
2. GORDY, JOHN
T, Tennessee
3. BARR, TERRY
B, Michigan
4. JUNKER, STEVE
E, Xavier
5. BARROW, JOHN
G, Florida
6. RUSSELL, KEN
T, Bowling Green
7. LEAHY, GERRY
E, Colorado
8. LIDDICK, DAVE
T, George Washington
9. NIKKEL, JOHN
E, Texas Christian
10. RYCHLEC, TOM
E, American International
11. OSTERICH, CARL
C, Missouri
12. O'BRIEN, CHARLIE
E, Valparaiso
13. WEST, BILL
B, Eastern Oregon
14. SMITH, PHIL
B, Jacksonville State
15. ALDERTON, GENE
C, Maryland
16. OLSON, HILLMER
C, Virginia Tech
17. KEMP, JACK
QB, Occidental
18. WEENIG, JAY
G, Brigham Young
19. GUNDERMAN, BOB
E, Virginia
20. LAZZERINO, ALEX
T, South Carolina
21. MEREDITH, DUDLEY
T, Lamar
22. SCHULTE, TOM
E, Eastern Kentucky
23. GILLAR, GEORGE
B, Texas A&M
24. SCALES, JOE
B, Vanderbilt
25. JOHNSON, CARL
B, South Dakota
26. MUELHAUPT, ED
G, Iowa State
27. TRAFAS, DICK
E, St. Thomas (Minn.)
28. SMITH, JOE
B, Houston
29. MARTIN, HUGH
G, Pomona
30. SHILL, MIKE
T, Furman
8. KOEPFER, KARL
G, Bowling Green
(From Pittsburgh)
- 8B. BLAZER, PHIL
T, North Carolina
9. LOFTIN, JIM
B, Alabama
(From Pittsburgh)
- 9B. PAOLUCCI, BEN
T, Wayne State
10. SCHAUBACH, ELLIOTT
T, William & Mary
11. CHANEY, CLAUDE
B, Dayton
12. BOUTTE, HAL
E, San Jose State
13. MARONEY, BARRY
B, Cincinnati
14. WEBB, KEN
B, Presbyterian
15. SCHELDROP, JOHH
E, Iowa State
(From San Francisco)
- 15B. MOHLMAN, JERRY
B, Benedictine
16. RINGQUIST, GORDON
T, Central Michigan
17. GURASICH, WALT
G, Southern California
18. AUSTIN BILL
C, Auburn
(From Pittsburgh)
- 18B. CARRIER, LARRY
B, Kansas
19. BUTTOS, DAVE
B, Murray State
20. CURRY, BILL
T, Western Kentucky
21. WAGSTAFF, JIM
B, Idaho State
22. NIDIFFER, BUDDY
E, South Carolina
23. DESTINO, FRANK
B, South Carolina
24. WHITSELL, DAVE
B, Indiana
25. OOOK, JIM
B, Auburn
26. BRUCE, JOE
T, Middle Tennessee State
27. AGERS, DON
T, Missouri-Rolla
28. PITT, JACK
E, South Carolina
29. HERZOG, HENRY
B, Kentucky
30. BRONSON, TOMMY
B, Tennessee
5. Choice to Cleveland
6. Choice to Chicago Cardinals
- 6B. GUESMAN, DICK
T, West Virginia
(From Pittsburgh)
7. DONNELL, BEN
C, Vanderbilt
8. LENDEN, JIM
T, Oregon
9. SMITH, CARL
B, Tennessee
10. LARAWAY, JACK
B, Purdue
11. JACOBS, HARRY
G, Bradley
12. STEHOUWER, RON
T, Colorado State
13. STEFFEN, JIM
B, UCLA
14. BALDWIN, JIM
C, McMurry
15. MAHER, BRUCE
B, Detroit
16. McGEE, GEORGE
T, Southern
17. RUDOLPH, JACK
E, Georgia Tech
18. HOLDEN, DAVE
T, Los Angeles State
19. GRANDERSON, RUFUS
T, Prairie View A&M
20. MCGREW, DAN
C, Purdue
21. DAVIS, BUDDY
B, Richmond
22. SHIELDS, LEBRON
T, Tennessee (Future)
23. CESARIO, SAL
T, Denver
24. RIDDLE, FRED
B, Pittsburgh
25. CHAMBERLAIN, DAN
E, Sacramento State
26. BRADLEY, JIM
B, Lincoln (Mo.)
27. JERRY, BILL
T, South Carolina
28. MATTHEWS, VINCE
B, Texas
29. SIME, DAVE
E, Duke
30. STOVER, RON
E, Oregon

1960

1. KARRAS, ALEX
T, Iowa
2. Choice to Chicago Cardinals
3. Choice to Cleveland
4. WALKER, WAYNE
C, Idaho
5. Choice to Cleveland
6. LEWIS, DANNY
B, Wisconsin
7. PFEIFER, RALPH
B, Kansas State
(From San Francisco)
- 7B. DUTTEN, HAL
T, Virginia
1. PIETROSANTE, NICK
FB, Notre Dame
2. HORTON, CHARLEY
G, Baylor
- 2B. RABOLD, MIKE
T, Indiana
(From Pittsburgh)
3. KOES, RON
C, North Carolina
- 3B. LUCIANO, RON
T, Syracuse
(From Baltimore)
4. BRANDRIFF, ART
B, Virginia Military
- 4B. GROTTKAU, BOB
B, Oregon State
(From New York Giants)
1. ROBINSON, JOHN
HB, Louisiana State
2. RABB, WARREN
B, Louisiana State
3. SCHOLTZ, BOB
C, Notre Dame
4. ANDREOTTI, JIM
C, Northwestern
- 4B. BROWN, ROGER
T, Maryland State
(From Pittsburgh)
5. Choice to Green Bay
6. COGDAIL, GAIL
E, Washington State
7. NORTON, JIM
DB, Idaho
8. Choice to Washington
9. MESSNER, MAX
C-LB, Cincinnati
10. ALDERMAN, GRADY
T, Detroit



- 10B. O'BRIEN, JAMES
T, Boston College
(From Philadelphia)
- 11. AUCERMAN, TED
DB, Indiana
- 12. ROSS, DAVE
E, Los Angeles State
- 13. TUNNEY, PETE
HB, Occidental
- 14. GLASGOW, JIM
T, Jacksonville State
- 15. HARPER, DARRELL
HB, Michigan
- 16. RASSO, STEVE
DB, Cincinnati
- 17. HUDSON, BOB
DE, Louisiana Tech
- 18. WALTON, FRANK
HB, John Carroll
- 19. PREBOLA, GENE
E, Boston University
- 20. LOOK, DEAN
QB, Michigan State

1961

- 1. Choice to Cleveland
- 2. LaROSE, DAN
E, Missouri
- 3. MILLS, DICK
T, Pittsburgh
(From Pittsburgh)
- 3B. ANTWINE, HOUSTON
G, Southern Illinois
- 4. HARTLINE, RON
FB, Oklahoma
- 5. FAISON, EARL
E, Indiana
- 5B. PUCKET, RON
T, Los Angeles State
(From Philadelphia)
- 6. Choice to Cleveland
- 7. Choice to St. Louis
- 8. MUFF, LARRY
E, St. Benedict's
- 9. BROOKS, BOB
FB, Ohio U.
- 10. LINDEN, ERROL
E, Houston
- 11. VARGO JR., LARRY
E, Detroit (Future)
- 12. RODGERS, TOM
B, Kentucky
- 13. HODGE, PAUL
LB, Pittsburgh
- 14. BOWERS, CHARLEY
HB, Arizona State
- 15. LAUBER, MIKE
E, Wisconsin State
- 16. KRANTZ, GUS
T, Northern Michigan
- 17. GOODE, TOM
LB, Mississippi State
- 18. GREGOR, JOHN
T, Montana
- 19. VALESANO JR., GENE
B, Northern Michigan
- 20. LEWIS, TOM
B, Lake Forest

1962

- 1. HADL, JOHN
QB, Kansas
- 2. WILSON, EDDIE
QB, Arizona
- 3. THOMPSON, BOBBY
HB, Arizona
- 4. LOMAKOSKI, JOHN
T, Western Michigan

- (From Pittsburgh)
- 4B. FERGUSON, LARRY
HB, Iowa (Future)
- 5. BIRDWELL, DAN
C, Houston
- 6. BUNDRA MIKE
T, Southern California
- 7. HALL, TOM
E, Minnesota
- 8. HOOPER, MURDOCK
T, Houston
- 8B. IMPERIALE, FRANK
G, Southern Illinois
(From Cleveland)
- 9. GRANT TODD
C, Michigan
- 10. ARCHER, JERRY
C, Pittsburgh State (Future)
- 11. ANDERSON, KARL
T, Bowling Green
- 12. SPRUTE, GAIL
C, Winona State
- 13. KNIGHT, SHERLOCK
T, Central State (Ohio)
- 14. DAVIDSON, JIM
B, Maryland
- 15. BROADBENT, DICK
E, Delaware
- 16. SESTAK, TOM
E, McNeese State
- 17. WICKLINE, RUCKER
C, Marshall
- 18. ZUGER, JOE
QB, Arizona State
- 19. BERNHARDT, JIM
T, Linfield
- 20. BROWN, BOB
E, Michigan (Future)

1963

- 1. SANDERS, DARYL
T, Ohio State
- 2. WILLIAMS, ROY
T, University of Pacific
- 3. Choice to Philadelphia
- 4. WALTON, CHUCK
G, Iowa State
- 5. Choice to Cleveland
- 6. KING, DON
HB, Syracuse
- 7. GAMBLE, JOHN
G, University of Pacific
- 8. GAUBATZ, DENNIS
LB, Louisiana State
- 9. DILL, KEN
IB, Mississippi (Future)
- 10. RYDER, NICK
FB, Miami (Fla.)
- 11. KASSULKE, KARL
HB, Drake
- 12. JANIK, TOM
B, Texas A&I
- 13. CLARK, ERNIE
LB, Michigan State
- 14. O'BRIEN, BILL
T, Xavier
- 15. SIMON, JAMES
G-T, Miami (Fla.)
- 16. JOHNSON, CHARLIE
T, Villanova
- 17. FRANTZ, GENE
B, Brigham Young
- 18. GREER, ALBERT
E, Jackson State
- 19. REEBERG, LUCIAN
T, Hampton Institute
- 20. SCARBOROUGH, GORDON
B, East Texas State

(Future)

1964

- 1. BEATHARD, PETE
QB, Southern California
- 2. SNORTON, MATT
E, Michigan State
- 3. PHILBIN, GERRY
T, Buffalo
- 3B. BATTEN, PAT
FB, Hardin Simmons
(From Philadelphia)
- 4. HILGENBERG, WALLY
G, Iowa
- 5. HELSON, JAMES
HB, Alabama
- 6. HILTON, JOHN
TE, Richmond (Future)
- 7. PARCELLS, BILL
T, Wichita
- 8. Choice to St. Louis
- 9. RASMUSSEN, WAYNE
QB, South Dakota State
- 10. HAND, LARRY
T, Appalachian State (Future)
- 10B. HOLTON, GLENN
HB, West Virginia
(From Baltimore)
- 11. HYNÉ, DON
T, Baldwin-Wallace
- 12. WELLS, WARREN
E, Texas Southern
- 13. MILLER, JOHN
DE, Idaho State
- 14. BICKLE, DOUG
DE-K, Hillsdale (Future)
- 15. LaLONDE, ROGER
DT, Muskingum
- 16. ROBINSON, ALLAN
HB, Brigham Young
- 17. PROVENZANO, JOE
T, Kansas State
- 18. LANGLEY, WILLIS
T, Louisiana State
- 19. ZELLMER, BRUCE
DB, Winona State
- 20. BARILA, STEVE
T, Wichita State

1965

- 1. NOWATZKE, TOM
FB, Indiana
- 2. RUSH, JERRY
T, Michigan State
- 3. BILETNIKOFF, FRED
FL, Florida State
- 4. Choice to Dallas
- 4B. MYERS, TOM
QB, Northwestern
(From Pittsburgh)
- 5. FLYNN, JOHN
E, Oklahoma
- 5B. VAUGHN, TOM
HB, Iowa State
(From New York Giants)
- 5C. FLANAGAN, ED
C, Purdue
(From Minnesota)
- 6. HAWKINS, EARL
HB-FB, Emory & Henry (Future)
- 7. KOWALKOWSKI, BOB
G, Virginia (Future)
- 7B. KENT, GREG
T, Utah (Future)
(From Minnesota)
- 8. HARBIN, LARRY
B, Appalachian State

HISTORY

9. McLENNA, BRUCE
B, Hillsdale (Future)
10. PENNIE, FRANK
T, Florida
11. KEARNEY, JIM
DB, Prairie View
12. MOORE, JAMES
DE, North Texas State
13. JACOBSON, JACK
B, Oklahoma State
14. BROWN, LARRY
B, Oklahoma (Future)
15. DICKEY, WALLACE
E, Southwest Texas State
16. SMITH, JOHN
T, Maryland State
17. ODOM, SONNY
HB, Duke (Future)
18. SWEETAN, KARL
QB, Wake Forest
19. LOVE, PRESTON
FL, Nebraska
20. WILSON, GEORGE
QB, Xavier (Future)

1966

1. Choice to Green Bay
2. EDDY, NICK
HB, Notre Dame (Future)
3. MALINCHAK, BILL
E, Indiana
4. VAN HORN, DOUG
G, Ohio State
(From New York Giants)
- 4B. WALKER, WILLIE
FL, Tennessee A&I
5. CODY, BILL
LB, Auburn
(From Pittsburgh)
5. Choice to Cleveland
6. DE SUTTER, WAYNE
T, Western Illinois
(From Minnesota)
- 6B. Choice to Philadelphia
7. ROBINSON, JOHN
E, Tennessee A&I (Future)
8. PINCAVAGE, JOHN
HB, Virginia
9. CUNNINGHAM, DICK
G, Arkansas (Future)
10. YATES, BRUCE
T, Auburn
(From Minnesota)
- 10B. BRIGHAM, TOM
DE, Wisconsin
11. O'BILLOVICH, JACK
LB, Oregon State
12. WINKLER, RANDY
T, Tarleton State (Future)
13. MASELTER, BILL
T, Wisconsin
14. MOORE, DENIS
T, Southern California (Future)
15. SULLIVAN, BILL
DE, West Virginia
16. GENDRON, JERRY
E, Wisconsin-Eau Claire
17. DUNLAP, RALPH
DE, Baylor
18. JOHNSON, BILL
E, Livingston
19. BAIER, BOB
T, Simpson
20. SMITH, ALLEN
HB, Findlay (Future)

1967

1. FARR, MEL
HB, UCLA
2. BARNEY, LEM
DB, Jackson State
3. NAUMOFF, PAUL
LB, Tennessee
4. KAMANU, LEW
DE, Weber State
5. Choice to Philadelphia
6. JONES, TIM
QB, Weber State
- 6B. McCAMBRIDGE, JOHN
DE, Northwestern
(From Washington)
7. TUINSTRA, TED
T, Iowa State
8. Choice to St. Louis
9. WEGER, MIKE
DB, Bowling Green
10. HAYHOE, JERRY
G, Southern California
11. SHIRLEY, RAY
T, Arizona State
12. WATTS, ERIC
DB, San Jose State
13. WRIGHT, LAMAR
G, Georgia Tech
14. ROBINSON, CLEVELAND
DE, South Carolina State
15. BURKE, SAM
DB, Georgia Tech
16. ZAWADZKAS, JERRY
TE, Columbia
17. RAMSEY, KEN
DT, Northwestern

1968

1. LANDRY, GREG
QB, Massachusetts
- 1B. McCULLOCH, EARL
FL, Southern California
2. DePOYSTER, JERRY
K, Wyoming
3. Choice to San Francisco
- 3B. SANDERS, CHARLIE
TE, Minnesota
(From Cleveland through
Los Angeles)
4. MOONEY, ED
LB, Texas Tech
5. ODLE, PHIL
E, Brigham Young
6. SPITZER, MIKE
DE, San Jose State
7. Choice to New Orleans
8. MILLER, TERRY
LB, Illinois
9. BARTON, GREG
QB, Tulsa
10. LIGGINS, GRANVILLE
LB, Oklahoma
11. LITTLE, DWIGHT
G, Kentucky
12. CARUTHERS, ED
S, Arizona
13. BAILEY, CHUCK
T, Humboldt State
14. DAVIS, RICH
E, Upsala
15. OLIVER, JIM
RB, Colorado State
16. ROKITA, BOB
DE, Arizona State
17. Choice to Minnesota

1969

1. TAYLOR, ALTIE
RB, Utah State
- 2B. YARBOROUGH, JIM
TE, Florida
(From Los Angeles)
3. WALTON, LARRY
FL, Arizona State
(From New Orleans)
4. Choice to San Francisco
5. Choice to Minnesota through
Pittsburgh
6. Choice to Atlanta
7. Choice to Atlanta
8. CARR, JIM
T, Jackson State
9. RASLEY, ROCKY
G, Oregon State
10. BERGUM, BOB
DE, Wisconsin-Platteville
11. WALKER, RON
E, Morris Brown
12. HADLOCK, BOB
DT, George Fox
13. WILSON, BOWIE
RB, Southern California
14. HOEY, GEORGE
FL, Michigan
15. GOUGH, FRED
LB, Texas-Arlington
16. SPAIN, KEN
DE, Houston
- 16B. STAHL, JOHN
G, Fresno State
(From Minnesota)
17. STEELE, GARY
TE, Army

1970

1. OWENS, STEVE
RB, Oklahoma
2. PARSON, RAY
G, Minnesota
3. MITCHELL, JIM
DE, Virginia State
4. Choice to New York Giants
5. PARKER, BOB
G, Memphis State
6. TERRY, TONY
DT, Southern California
7. GEDDES, KEN
LB, Nebraska
8. Choice to St. Louis
9. WEAVER, HERMAN
P, Tennessee
10. MAXWELL, BRUCE
RB, Arkansas
11. LAIRD, ROGER
DB, Kentucky State
12. MURRELL, EMANUEL
DB, Cal-Poly SLO
13. HAVERDICK, DAVE
DT, Morehead State
14. BROWN, CHARLIE
WR, Northern Arizona
15. HANEY, BOB
T, Idaho
16. TODD, JERRY
DB, Memphis State
17. MARSHALL, JESSE
DT, Centenary



1971

1. BELL, BOB
DT, Cincinnati
2. THOMPSON, DAVE
C, Clemson
(From Philadelphia)
- 2B. WEAVER, CHARLIE
LB, Southern California
3. CLARK, AL
DB, Eastern Michigan
4. WOODS, LARRY
DT, Tennessee State
5. NEWELL, PETE
G, Michigan
6. HARRIS, FRANK
QB, Boston College
(From Los Angeles through Philadelphia)
- 6B. FRANKLIN, HERMAN
WR, Southern California
7. WHELESS, BROWNIE
T, Rice
8. LEE, KEN
LB, Washington
9. ZCFKO, MICKEY
RB, Auburn
10. Choice to Philadelphia
11. WEBB, PHIL
DB, Colorado State
12. PILCONIS, BILL
WR, Pittsburgh
13. ABERCROMBIE, DAVID
RB, Tulane
14. LORENZ, TOM
TE, Iowa State
15. COATES, ED
WR, Central Missouri
16. KUTCHINSKI, TOM
DB, Michigan State
17. JOLLY, GORDON
T, Utah

1972

1. ORVIS, HERB
DE, Colorado
2. Choice to Atlanta
3. SANDERS, KEN
DE, Howard Payne
(From Philadelphia)
- 3B. Choice to Philadelphia
4. Choice to Dallas
5. Choice to Los Angeles
6. POTTS, CHARLES
DB, Purdue
7. STODAMIRE, CHARLES
WR, Portland State
8. STUCKY, HENRY
DB, Missouri
9. McCLINTOCK, BILL
DB, Drake
10. TEAL, JIM
LB, Purdue
11. WALDRON, BOB
DT, Tulane
12. BRADLEY, PAUL
WR, Southern Methodist
13. KIRSCHNER, JOHN
TE, Memphis State
14. KELLY, ERIC
T, Whitworth
15. ROACH, STEVE
LB, Kansas
16. JENKINS, LEON
DB, West Virginia
17. TYLER, MIKE
DB, Rice

1973

1. PRICE, ERNEST
DE, Texas A&I
2. CROSSWHITE, LEON
RB, Oklahoma
3. BRADY, JOHN
TE, Washington
(From Chicago)
- 3B. LASLAVIC, JIM
LB, Penn State
- 3C. JOHNSON, LEVI
DB, Texas A&I
(From Oakland through Los Angeles)
4. HENNIGAN, MIKE
LB, Tennessee Tech
(From New Orleans)
- 4B. JAURON, DICK
RB, Yale (From Atlanta)
- 4C. HOOKS, JIM
RB, Central State (Okla.)
5. Choice to San Diego through Washington
6. Choice to St. Louis
7. ANDREWS, JOHN
DT, Morgan State
8. McCARY, PRENTICE
DB, Arizona State
- 8B. BLEDSOE, JOHN
RB, Ohio State
(From Cleveland)
9. DEAN, IRA
DB, Baylor
10. BONNER, RAY
DB, Middle Tennessee
11. FREEMAN, SCOT
WR, Wyoming
12. SCOTT, TOM
WR, Washington
13. MOSS, JOHN
LB, Pittsburgh
14. COREY, JAY
T, Santa Clara
15. HANSEN, DAN
DB, Brigham Young
16. NICKLES, LARRY
WR, Dayton
17. BELGRAVE, EARL
T, Ohio State

1974

1. O'NEIL, ED
LB, Penn State
(From New Orleans)
- 1B. Choice to New Orleans
2. HOWARD, BILLY
DT, Alcorn A&M
3. BUSSEY, DEXTER
RB, Texas-Arlington
4. Choice to St. Louis
5. CAPRIA, CARL
DB, Purdue
6. BURDEN, WILLIE
RB, North Carolina State
(From New Orleans)
- 6B. DAVIS, JIM
G, Alcorn A&M
7. HERRERA, EFREN
K, UCLA
8. DENIMARCK, MIKE
LB, Emponia (Kan.)
9. Choice to Los Angeles
10. WOOLEY, DAVID
RB, Central State (Okla.)
11. BLAIR, T. C.
TE, Tulsa
12. WAKEFIELD, MARK

- WR, Tampa
13. ROTHWELL, FRED
C, Kansas State
14. JONES, DAVID
DB, Howard Payne
15. WELLS, JOHN
G, Kansas State
16. WILSON, MYRON
DB, Bowling Green
17. TEMPLE, COLLIS
DE, Louisiana State

1975

1. BODEN, LYNN
G, South Dakota State
2. ENGLISH, DOUG
DT, Texas
3. Choice to New Orleans through Minnesota
4. HERTWIG, CRAIG
T, Georgia
5. Choice to Cleveland
6. COOPER, FRED
DB, Purdue
(From New Orleans)
- 6B. KING, HORACE
RB, Georgia
- 6C. FRANKLIN, DENNIS
B-WR, Michigan
7. MURPHY, MIKE
WR, Drake
8. THOMPSON, LEONARD
RB, Oklahoma State
9. STRINKO, STEVE
LB, Michigan
10. BOYD, BRAD
TE, Louisiana State
11. MYERS, STEVE
G, Ohio State
12. ROUNDTREE, ANDRE
LB, Iowa State
13. SMITH, JIM
RB, North Carolina Central
14. McMILLAN, JIM
QB, Boise State
15. GREEN, RUDY
RB, Yale
16. CHAVES, LES
DB, Kansas State
17. LANCASTER, MARK
G, Tulsa

1976

1. HUNTER, JAMES
DB, Grambling
(From Chicago)
- 1B. GAINES, LAWRENCE
RB, Wyoming
2. LONG, KEN
G, Purdue
- 2B. HILL, DAVID
TE, Texas A&M
(From Washington through San Diego)
3. BOLINGER, RUSS
T, Long Beach State
(From Chicago)
- 3B. WOODCOCK, JOHN
DT, Hawaii
4. Choice to Chicago through Miami
5. Choice to San Francisco
- 5B. SCAVELLA, STEADMAN
LB, Miami (Fla.) (From Miami)
6. Choice to New England
7. TEN NAPEL, GARTH
LB, Texas A&M

HISTORY

- 8. SORENSON, RICH
K, Chicago State
(From Philadelphia through New England)
- 8B. BRASWELL, CHARLES
DB, West Virginia
- 9. JONES, LEANELL
TE, Long Beach State
- 10. BOWERMAN, BILL
DB, New Mexico State
- 11. SHUGRUE, GARY
DE LB, Villanova
- 12. McCABE, MIKE
C, South Carolina
- 13. JACOBS, MEL
WR KR, San Diego State
- 14. ELSTON, LEONARD
WR, Kentucky State
- 15. SMOCK, TRENT
WR, Indiana
- 16. McCURDY, CRAIG
LB, William & Mary
- 17. MEEKS, JIM
OB, Boise State

1977

- 1. Choice to Buffalo
- 2. WILLIAMS, WALT
DB, New Mexico State
- 3. KANE, RICK
RB, San Jose State
- 4. BLUE, LUTHER
WR, Iowa State
- 5. CROSBY, RON
LB, Penn State
(From Seattle)
- 5B. Choice to Pittsburgh
- 6. Choice to San Diego
- 6B. REGGIE, PINKEY
(From Minnesota through New England)
- 7. BLACK, TIM
LB, Baylor
- 8. GRIFFIN, MARK
T, North Carolina
- 9. MATHIESON, STEVE
QB, Florida State
- 10. ANDERSON, GARY
G, Stanford
- 11. DAYKIN, TONY
LB, Georgia Tech
- 12. GREENWOOD, DAVE
G-C, Iowa State

1978

- 1. BRADLEY, LUTHER
DB, Notre Dame
- 2. BAKER, AL
DE, Colorado State
Choice to Cleveland
- 4. FIFER, WILLIAM
T, West Texas State
- 4B. ELIAS, HOMER
G, Tennessee State
(From Baltimore)
- 4C. TEARRY, LARRY
C, Wake Forest
(From Denver)
- 5. FOWLER, AMOS
G, Southern Mississippi
- 5B. GRAY, DAN
DE, Rutgers
(From San Diego)
- 6. HICKS, DWIGHT
DB, Michigan
- 6B. ARDIZZONE, TONY
G, Northwestern
(From San Diego)

- 6C. THOMPSON, JESSE
WR, California
(From Denver)
- 7. GIBSON, BRUCE
RB, Pacific
- 8. BREECH, JIM
K, California
- 9. Choice to San Francisco
- 10. ARRINGTON, FRED
LB, Purdue
- 11. MURRAY, RICHARD
DT, Oklahoma
- 12. PATTERSON, MARK
DB, Washington State

1979

- 1. DORNEY, KEITH
T, Penn State
- 2. FANTETTI, KEN
LB, Wyoming
- 3. ROBINSON, BO
RB, West Virginia
- 4. NORRIS, ULYSSES
TE, Georgia
(From Baltimore)
- 4B. BROOKS, JONATHAN
LB, Clemson
- 5. Choice to San Francisco
- 5B. BROWN, WALT
C, Pittsburgh
(From San Diego through Baltimore)
- 6. Choice to Denver
- 7. Choice to Oakland through Cleveland
- 8. Choice to New York Giants
- 8B. MOHRING, JOHN
LB, C.W. Post (From Seattle)
- 9. KOMLO, JEFF
QB, Delaware
- 10. Choice to Miami
- 11. Choice to New York Giants
- 11B. COLE, EDDIE
LB, Mississippi
(From Dallas)
- 12. FORSTER, BOB
C, G. Brown
- 12B. SWEENEY, BRYAN
WR, Texas A&I
(From New England)

1980

- 1. SIMS, BILLY
RB, Oklahoma
Choice to Minnesota through San Francisco
- 3. TURNURE, TOM
C, Washington
- 3B. FRIEDE, MIKE
WR, Indiana
(From Baltimore)
- 4. HIPPLE, ERIC
QB, Utah State
- 5. STREETER, MARK
DB, Arizona
- 5B. GINN, TOM
G, Arkansas
(From Kansas City)
- 6. DIETERICH, CHRIS
T, North Carolina State
- 7. MURRAY, EDDIE
K, Tulane
- 8. Choice to Baltimore
- 9. JETT, DeWAYNE
WR, Hawaii

- 9B. TUINEI, TOM
DT, Hawaii
(From San Francisco through Kansas City)
- 10. HENDERSON, HENRY
DB, Utah State
- 11. SMITH, WAYNE
DB, Purdue
- 12. WILLIAMS, RAY
KR, Washington State

1981

- 1. NICHOLS, MARK
WR, San Jose State
- 2. GREEN, CURTIS
DE, Alabama State
- 3. GRECO, DON
G, Western Illinois
- 4. PORTER, TRACY
WR, Louisiana State
- 5. LEE, LARRY
G, UCLA
- 6. JOHNSON, SAM
DB, Maryland
- 7. SPIVEY, LEE
G-T, Southern Methodist
- 8. NIZIOLEK, BOB
TE, Colorado
- 9. JERNIGAN, HUGH
DB, Arkansas
- 9B. MARTIN, DAVID
DB, Villanova
- 10. CANNAVINO, ANOY
LB, Michigan
- 11. JACKSON, WILLIE
DB, Mississippi
- 12. Choice to Denver

1982

- 1. WILLIAMS, JIMMY
LB, Nebraska
- 2. WATKINS, BOBBY
CB, Southwest Texas State
- 3. DOUG, STEVE
LB, New Hampshire
- 4. McNORTON, BRUCE
CB, Georgetown (Ky.)
- 5. GRAHAM, WILLIAM
S, Texas
- 6. MACHUREK, MIKE
QB, Idaho State
- 7. BATES, PHIL
FB, Nebraska
(From Houston)
- 7B. SIMMONS, VICTOR
WR, Oregon State
- 8. MOSS, MARTIN
DT, UCLA
- 9. WAGONER, DAN
CB, Kansas
(From Oakland through Los Angeles)
- 9B. Choice to Miami
- 10. BARNES, ROOSEVELT
LB, Purdue
- 11. LEE, EDWARD
WR, South Carolina State
- 12. PORTER, RICKY
RB, Slippery Rock
- 12B. RUBICK, ROB
TE, Grand Valley State
(From San Diego)



1983

1. JONES, JAMES
FB, Florida
2. STRENGER, RICH
T, Michigan
3. COFER, MICHAEL
DE, Tennessee
4. CURLEY, AUGUST
LB, Southern California
5. JOHNSON, DEMETRIUS
DB, Missouri
(From Los Angeles Rams)
- 5B. MOTT, STEVE
C, Alabama
6. BROWN, TODD
WR, Nebraska
7. BLACK, MIKE
P, Arizona State
8. STAPLETON, WILLIAM
DB, Washington
9. Choice used in '82 supplemental
draft of Kevin Robinson
DB, North Carolina A&T
10. LAUBE, DAVE
G-T, Penn State
11. TATE, BEN
FB, North Carolina
12. LANE, JIM
C, Idaho State

1984

1. LEWIS, DAVID
TE, California
2. MANDLEY, PETE
WR, Northern Arizona
3. WILLIAMS, ERIC
DT, Washington State
(From San Diego through
St. Louis)
- 3B. ANDERSON, ERNEST
RB, Oklahoma
- 3C. BAACK, STEVE
DE, Oregon
(From Los Angeles Rams)
4. D'ADDIO, DAVE
RB, Maryland
5. Choice to Los Angeles Rams
6. WITKOWSKI, JOHN
QB, Columbia
7. CARTER, JIMMIE
LB, New Mexico (From
Indianapolis)
- 7B. ATKINS, RENWICK
T, Kansas
8. JONES, DAVID
C, Texas
9. HOLLINS, RICH
WR, West Virginia
10. FRIZZELL, WILLIAM
DB, North Carolina Central
(From Indianapolis)
- 10B. THAXTON, JAMES
DB, Louisiana Tech
11. SAXON, MIKE
P, San Diego State
12. STRENO, GLENN
C, Tennessee

1985

1. BROWN, LOMAS
T, Florida
2. GLOVER, KEVIN
C-G, Maryland
3. JOHNSON, JAMES
LB, San Diego State
4. HANCOCK, KEVIN
LB, Baylor

5. McINTOSH, JOE
RB, North Carolina State
6. SHORT, STAN
G, Penn State
7. STATEN, TONY
CB, Angelo State
8. CALDWELL, SCOTTY
RB, Texas Arlington
9. JAMES, JUNE
LB, Texas
10. BEAUFORD, CLAYTON
WR, Auburn
11. HARRIS, KEVIN
S, Georgia
12. WEAVER, MIKE
G, Georgia

1986

1. LONG, CHUCK
QB, Iowa
2. JAMES, GARRY
RB, Louisiana State
3. MILINICHIK, JOE
T, North Carolina State
4. MITCHELL, DEVON
S, Iowa
5. SMITH, OSCAR
RB, Nichols State
- 5B. GRIFFIN, ALLYN
WR, Wyoming
9. PICKENS, LYLE
CB, Colorado
10. JOHNSON, TRACY
LB, Morningside
11. MELVIN, LELAND
WR, Richmond
12. DURDEN, ALLAN
S, Arizona

1987

1. ROGERS, REGGIE
DE, Washington
Choice to Houston
2. BALL, JERRY
NT, Southern Methodist
4. RIVERS, GARLAND
S, Michigan
5. Choice to Seattle
6. LOCKETT, DANNY
LB, Arizona
7. SALEAUMUA, DAN
NT, Arizona State
- 7B. GIBSON, DENNIS
LB, Iowa State
9. CALHOUN, RICK
RB, Cal State-Fullerton
10. BROWN, RAY
WR, South California
11. SIVRLING, BRIAN
TE, Penn State
12. LEE, GARRY
WR, Georgia Tech

1988

1. BLADES, BENNIE
S, Miami
- 2A. SPIELMAN, CHRIS
LB, Ohio State
- 2B. CARTER, PAT
TE, Florida State
3. ROUNDTREE, RAY
WR, Penn State
4. WHITE, WILLIAM
CB, Ohio State
5. ANDOLSEK, ERIC
G, Louisiana State
6. PAINTER, CARL
RB, Hampton Institute

7. JAMES, JEFF
WR, Stanford
8. HADD, GARY
DT/NG Minnesota
- 9A. CORRINGTON, KIP
FS, Texas A&M
- 9B. IRVIN, TODD
T, Mississippi
10. CRAIG, PACO
WR, UCLA
11. McCOIN, DANNY
QB, Cincinnati

1989

1. SANDERS, BARRY
RB, Oklahoma State
2. FORD, JOHN
WR, Virginia
3. UTLEY, MIKE
G-T, Washington State
4. CROCKETT, RAY
DB, Baylor
5. PETE, LAWRENCE
DT, Nebraska
B. (From Philadelphia)
6. PEETE, RODNEY
QB, Southern California
7. WOODS, JERRY
DB, Northern Michigan
8. PARKER, CHRIS
DT, West Virginia
9. MACCREADY, DEREK
DE, Ohio State
10. PHILLIPS, JASON
WR, Houston
11. KARPINSKI, KEITH
LB, Penn State
12. CRIBBS, JAMES
DE, Memphis State

1990

1. WARE, ANDRE
QB, Houston
2. OWENS, DAN
DE, Southern California
3. SPINDER, MARC
DE, Pittsburgh
- 4A. HINCKLEY, ROB
LB, Stanford
- 4B. OLDHAM, CHRIS
CB, Oregon
5. CAMPBELL, JEFF
WR, Colorado
6. HENRY, MAURICE
RB, Kansas State
7. LAYWORTH, TRACY
LB, Tennessee
- 8A. GREEN, WILLIE
WR, Mississippi
- 8B. FORTIN, ROMAN
T, San Diego State
9. LINN, JACK
T, West Virginia
10. MILLER, BILL
WR, Illinois State
11. WARNSLEY, REGINALD
RB, Southern Mississippi
12. CLAIBORNE, ROBERT
WR, San Diego State

1991

1. MOORE, HERMAN
WR, Virginia
2. Choice to Dallas
3. BARRETT, REGGIE
WR, Texas-EI Paso

HISTORY

4. SCOTT, KEVIN
CB, Stanford
5. CONOVER, SCOTT
T, Purdue
6. ANDREWS, RICH
K, Florida State
7. THOMAS, FRANKLIN
TE, Grambling
8. JACKSON, CÉDRIC
FB, Texas Christian
9. MILBURN, DARRYL
DE, Grambling
Choice to Atlanta
10. WATKINS, SLIP
WR, Louisiana State
12. ALEXANDER, ZENO
LB, Arizona

1992

1. PORCHER, ROBERT
DE, South Carolina State
- 2A. SCROGGINS, TRACY
OLB, Tulsa
- 2B. HANSON, JASON
K, Washington State
(from Dallas)
3. McLEMORE, THOMAS
TE, Southern University
4. Choice to Dallas
5. Choice to New Orleans
6. THARPE, LARRY
T, Tennessee State
Choice to New England
7. CLAY, WILLIE
S, Georgia Tech
Choice to Dallas
10. Choice to New England
11. TILLISON, ED
FB, NW Missouri State
Choice to New England

1993

1. Choice to New Orleans
2. McNEIL, RYAN
CB, Miami (Fla.)
(from New York Jets)
- 3A. LONDON, ANTONIO
LB, Alabama
- 3B. COMPTON, MIKE
C, West Virginia
(from Cleveland)
4. Choice to New Orleans
5. Choice to New York Jets
6. JEFFRIES, GREG
CB, Virginia
7. HALLOCK, TY
LB, Michigan State
8. MINNIEFIELD, KEVIN
CB, Arizona State

1994

1. MORTON, JOHNNIE
WR, Southern California
2. MALONE, VAN
S, Texas
3. BONHAM, SHANE
DT, Tennessee
4. BRYANT, VAUGHN
CB, Stanford
5. SEMPLE, TONY
G, Memphis State
6. BORGELLA, JOCELYN
CB, Cincinnati
7. BEER, TOM
LB, Wayne State

1995

1. ELLISS, LUTHER
DT, Utah
2. Choice to San Diego
3. SLOAN, DAVID
TE, New Mexico
(from St. Louis)
4. Choice to St. Louis
- 5A. BOYD, STEPHEN
LB, Boston College
- 5B. McCORVEY, KEZ
WR, Florida State
- 5C. CHERRY, RONALD
T, McNeese State
- 6A. HICKMAN, KEVIN
TE, Navy
- 6B. SCHLESINGER, COREY
FB, Nebraska
7. HEMPSTEAD, HESSLEY
G, Kansas

1996

- 1A. BROWN, REGGIE
LB, Texas A&M
(from Seattle)
- 1B. HARTINGS, JEFF
G, Penn State
(from San Diego)
2. Choice to Denver
3. STEWART, RYAN
S, Georgia Tech
(from Oakland through New England)
4. FORD, BRAD
CB, Alabama
5. WALDROUP, KERWIN
DE, Central State (Oh.)
Choice to New England
7. Choice to Denver

1997

1. WESTBROOK, BRYANT
CB, Texas
- 2A. ROQUE, JUAN
T, Arizona State
- 2B. ABRAMS, KEVIN
CB, Syracuse
(from Dallas)
Choice to Dallas
- 4A. Choice to Dallas
- 4B. RUSSELL, MATT
LB, Colorado
- 5A. CHRYPLEWICZ, PETE
TE, Notre Dame
- 5B. ASHMAN, DUANE
DE, Virginia
6. RAMIREZ, TONY
T, Northern Colorado
- 7A. BATTLE, TERRY
RB, Arizona State
- 7B. HARRIS, MARCUS
WR, Wyoming
- 7C. JORDAN, RICHARD
LB, Missouri Southern

1998

1. FAIR, TERRY
CB, Tennessee
- 2A. CROWELL, GERMANE
WR, Virginia
- 2B. BATCH, CHARLIE
QB, Eastern Michigan
(From Miami through Green Bay)
3. Choice to Miami
Choice to Oakland
Choice to Miami
Choice to Miami
- 6B. ALEXANDER, JAMAAL
S, Southern Mississippi
- LIWIENSKI, CHRIS
T, Indiana

1999

- 1A. CLAIBORNE, CHRIS
LB, Southern California
- 1B. GIBSON, AARON
T, Wisconsin
(from San Francisco through Miami)
2. Choice to Miami
3. DeVRIES, JARED
DE, Iowa (from Miami)
4. IRVIN, SEDRICK
RB, Michigan State
5. TALTON, TY
S, Northern Iowa
(from Philadelphia)
6. KRIEVALDT, CLINT
LB, Wisc.-Stevens Point
- 7A. PRINGLEY, MIKE
DE, North Carolina
(from Green Bay)
- 7B. Choice to Miami

2000

1. McDOUGLE, STOCKAR
T, Oklahoma
2. GREEN, BARRETT
LB, West Virginia
3. DROUGHNS, REUBEN
RB, Oregon
4. Choice to Philadelphia
5. FRANZ, TODD
CB, Tulsa
6. REESE, QUINTON
DE, Auburn
7. BOONE, ALFONSO
DT, Mt. San Antonio



Lions' Trades Since 1969

- Aug. 11, 1969** Lions acquired TE **KEN BAREFOOT** from Washington in exchange for the Lions' 6th round pick in the 1970 draft.
- Sept. 4, 1969** Lions traded RB **DAVE KOPAY** to Washington in exchange for the Redskins' 6th round pick in the 1970 draft. The pick was acquired from Detroit in the Ken Barefoot trade.
- Sept. 10, 1969** Lions acquired DT **DAN GOICH** from St. Louis in exchange for the Detroit's 8th round pick in the 1970 draft.
- May 11, 1970** Lions acquired DE **LEN PERSIN** from Philadelphia in exchange for Detroit's 10th round pick in the 1971 draft.
- Aug. 26, 1970** Lions acquired WR **CHUCK HUGHES** from Philadelphia in exchange for G **ROBERT PARKER**.
- Sept. 9, 1970** Lions traded DT **DENIS MOORE** to Philadelphia in exchange for the Eagles' 6th round pick, acquired from the Los Angeles Rams, in the 1971 draft.
- Oct. 6, 1970** Lions traded RB **LARRY WATKINS** to Philadelphia in exchange for the Eagles' 2nd round pick in the 1971 draft.
- Jan. 28, 1971** Lions traded QB **GREG BARTON** to Philadelphia in exchange for the Eagles' 2nd round pick in the 1971 draft and the Eagles' 2nd and 3rd round picks in the 1972 draft.
- May 7, 1971** Lions acquired LB **CARL CUNNINGHAM** from Denver in exchange for T **ROGER SHOALS**.
- July 7, 1971** Lions acquired WR **RON JESSIE** from the Los Angeles Rams in exchange for the Lions' 4th round pick in the 1972 draft.
- Aug. 16, 1971** Lions traded LB **CARL CUNNINGHAM** to New Orleans in exchange for the Saints' 4th round pick in the 1973 draft.
- Sept. 1, 1971** Lions acquired DE **DICK EVEY** from Los Angeles in exchange for the Detroit's 5th round pick in the 1972 draft.
- Sept. 9, 1971** Lions acquired RB **PAUL GIPSON** from Atlanta in exchange for Detroit's 2nd round pick in the 1972 draft.
- Sept. 29, 1971** Lions acquired QB **BILL CAPPLEMAN** from Philadelphia in exchange for Detroit's 3rd round pick in the 1972 draft, with the condition that Detroit agrees that no further compensation is due them from the Eagles for **LARRY WATKINS**, acquired in 1970.
- Feb. 1, 1972** Lions acquired DB **RUDY REDMOND**, RB **SONNY CAMPBELL** and Atlanta's 4th round pick in the 1973 draft from Atlanta in exchange for Detroit's 2nd round pick in the 1972 draft.
- Apr. 14, 1972** Lions acquired DE **JOE SCHMIESING** from St. Louis in exchange for T **RAY PARSON**.
- July 31, 1972** Lions traded DT **JERRY RUSH** to Cleveland in exchange for the Browns' 8th round pick in the 1973 draft.
- Aug. 22, 1972** Lions traded DB **AL CLARK** to Los Angeles in exchange for a 3rd round draft pick in the 1973 draft which the Rams acquired from Oakland.
- Sept. 5, 1972** Lions acquired LB **RICK OGLE** from St. Louis in exchange for Detroit's 6th round pick in the 1973 draft.
- Sept. 5, 1972** Lions acquired TE **JOHN HILTON** from Washington in exchange for Detroit's 5th round pick in the 1973 draft.
- Jan. 30, 1973** Lions traded TE **CRAIG COTTON** and their 1st round pick in the 1973 draft to Chicago in exchange for Kansas City's 1st round pick in the 1973 draft and Chicago's 3rd round pick in the 1973 draft.
- Apr. 10, 1973** Lions traded LB **ADRIAN YOUNG** to New Orleans in exchange for the Saints' 6th round pick in the 1974 draft.
- June 13, 1973** Lions traded DT **JOE SCHMIESING** to Baltimore in exchange for the Colts' 4th round pick in the 1974 draft.
- July 26, 1973** Lions acquired G **BRIAN GOODMAN** from Los Angeles in exchange for Detroit's 9th round pick in the 1974 draft.
- July 27, 1973** Lions acquired WR **JIM O'BRIEN** from Baltimore in exchange for all consideration sent to Detroit for **JOE SCHMIESING** (Baltimore's 4th round pick in the 1974 draft).
- Aug. 1, 1973** Lions traded DT **JOHN GORDON** to Baltimore in exchange for the Colts' 10th round draft pick in the 1974 draft.
- Aug. 30, 1973** Lions traded LB **ED MOONEY** to Baltimore in exchange for the Colts' 5th round pick in the 1974 draft.
- Sept. 6, 1973** Lions acquired DB **WILLIE GERMANY** from Atlanta in exchange for Detroit's 5th round pick in the 1974 draft which was obtained from Baltimore in the **ED MOONEY** trade.
- Sept. 7, 1973** Lions acquired DB **MILLER FARR** from St. Louis in exchange for the Lions' 4th round pick in the 1974 draft.
- Jan. 31, 1974** Lions traded DB **WILLIE GERMANY** to Philadelphia in exchange for C **MIKE EVANS**.
- Feb. 26, 1974** Lions acquired DB **BEN DAVIS** from Cleveland in exchange for Detroit's 5th round pick in the 1975 draft.
- May 14, 1974** Lions traded LB **JIM TEAL** to Los Angeles in exchange for the Rams' 9th round pick in the 1975 draft.
- Aug. 7, 1974** Lions acquired DB **CHARLIE POTTS** from St. Louis in exchange for cash (\$200).
- Aug. 16, 1974** Lions acquired QB **ED HARGETT** from Houston in exchange for Detroit's 15th round pick in the 1975 draft.
- Aug. 17, 1974** Lions traded QB **BILL CAPPLEMAN** in exchange for QB **SAM WYCHE**.
- Aug. 21, 1974** Lions traded WR **AL BARNES** to Denver for RB **JIMMIE JONES**.
- Aug. 29, 1974** Lions acquired DB **LEROY MITCHELL** from Denver in exchange for Detroit's 9th round pick in the 1975 draft.
- Sept. 10, 1974** Lions acquired WR **TIM GEORGE** from Cincinnati in exchange for cash (\$100).
- Sept. 10, 1974** Lions acquired DB **CHARLES WEST** from Minnesota in exchange for Detroit's 3rd round pick in the 1975 draft.
- Oct. 22, 1974** Lions acquired QB **JOE REED** from San Francisco in exchange for Detroit's 5th round pick in the 1975 draft.
- Jan. 29, 1975** Lions traded RB **LEON CROSSWHITE** to New England in exchange for the Patriots' 6th round pick in the 1975 draft and an 8th round pick in the 1976 draft that New England acquired from Philadelphia.
- Feb. 3, 1975** Lions traded G **CHUCK WALTON** to Denver in exchange for LB **BILL LASKEY**.
- May 29, 1975** Lions traded C **ED FLANAGAN** to San Diego in exchange for a 2nd round pick, from Washington through San Diego, in the 1976 draft.
- July 30, 1975** Lions acquired C **JON MORRIS** from New England in exchange for Detroit's 6th round pick in the 1976 draft.
- Aug. 1, 1975** Lions traded WR **RON JESSIE** to Los Angeles for a 1st round pick, from Green Bay through Los Angeles, in the 1976 draft.
- Aug. 21, 1975** Lions acquired TE **JOHN MCKAKIN** from Pittsburgh in exchange for Detroit's 5th round pick in the 1977 draft.

HISTORY

- Sept. 8, 1975** Lions acquired LB **LARRY BALL** and a 5th round pick in the 1976 draft from Miami in exchange for Detroit's 4th round pick in the 1976 draft.
- Apr. 8, 1976** Lions traded their 1st round pick, acquired from Green Bay through Los Angeles, in the 1976 draft to Chicago for the Bears' 1st and 3rd round picks in the 1976 draft.
- July 22, 1976** Lions acquired WR **J.D. HILL** from Buffalo in exchange for Detroit's 1st round pick in the 1977 draft.
- July 23, 1976** Lions acquired G **MARK MARKOVICH** from San Diego in exchange for Detroit's 6th round pick in the 1977 draft.
- Aug. 25, 1976** Lions traded TE **LEANELL JONES** to San Diego in exchange for cash (\$200).
- Sept. 6, 1976** Lions traded WR **MARLIN BRISCOE** to New England in exchange for a 6th round pick, from Minnesota through New England, in the 1977 draft.
- Sept. 6, 1976** Lions traded QB **BILL MUNSON** to Seattle in exchange for the Seahawks' 5th round pick in the 1977 draft.
- June 17, 1977** Lions traded P **HERMAN WEAVER** to Denver in exchange for the Broncos' 4th and 6th round picks in the 1978 draft.
- Aug. 11, 1977** Lions acquired RB **MARV HUBBARD** from Oakland in exchange for cash (\$100).
- Aug. 19, 1977** Lions acquired K **FRED STEINFORT** from Seattle in exchange for cash (\$100).
- Sept. 1, 1977** Lions acquired K **STEVE MIKE-MAYER** from San Francisco in exchange for Detroit's 8th round pick in the 1978 draft.
- Apr. 27, 1978** Lions acquired LB **DAVE WASHINGTON** from San Francisco in exchange for Detroit's 5th round pick in the 1979 draft.
- Apr. 28, 1978** Lions acquired the draft rights to P **TOM SKLADANY** from Cleveland in exchange for Detroit's 3rd round pick in the 1978 draft and Detroit's 7th round pick in the 1979 draft.
- May 1, 1978** Lions traded DT **HERB ORVIS** to Baltimore in exchange for WR **FREDDIE SCOTT** and the Colts' 4th round pick in the 1978 draft.
- May 2, 1978** Lions traded LB **JIM LASLAVIC** to San Diego in exchange for the Chargers' 5th and 6th round picks in the 1978 draft.
- May 11, 1978** Lions traded T **ROCKNE FREITAS** to Tampa Bay in exchange for the Buccaneers' 4th round pick in the 1979 draft.
- July 20, 1978** Lions acquired DB **JIMMY ALLEN** from Pittsburgh in exchange for the 4th round pick in the 1979 draft acquired from Tampa Bay.
- Aug. 2, 1978** Lions acquired DT **DAVE GALLAGHER** from the New York Giants in exchange for Detroit's 8th round pick in the 1979 draft.
- Aug. 2, 1978** Lions acquired RB **MARSH WHITE** from the New York Giants in exchange for Detroit's 11th round pick in the 1979 draft.
- Aug. 14, 1978** Lions acquired TE **BILL GAY** from Denver in exchange for DB **CHARLIE WEST** and Detroit's 8th round pick in the 1979 draft.
- Aug. 14, 1978** Lions acquired DE **JIM MITCHELL** from New England in exchange for T **BOB MCKAY**.
- Aug. 16, 1978** Lions acquired RB **JOHN BROCKINGTON** from Kansas City in exchange for RB **EDDIE PAYTON**.
- Aug. 16, 1978** Lions traded K **SKIP BUTLER** to Dallas in exchange for the Cowboys' 11th round pick in the 1979 draft.
- Aug. 23, 1978** Lions acquired C **MIKE MONTLER** from Denver in exchange for Detroit's 8th round pick in the 1980 draft.
- Aug. 28, 1978** Lions acquired T **KARL BALDISCHWILER** from Miami in exchange for Detroit's 10th round pick in the 1979 draft.
- Aug. 28, 1978** Lions acquired LB **GARTH TEN NAPEL** from Atlanta in exchange for cash (\$500).
- Sept. 27, 1978** Lions traded DE **ERNIE PRICE** to Seattle in exchange for DE **BILL COOKE** and the Seahawks' 8th round pick in the 1979 draft.
- Jan. 9, 1979** Lions acquired a 12th round pick in the 1979 draft from New England in exchange for past considerations.
- Apr. 16, 1979** Lions acquired T **GORDON JOLLEY** from Seattle in exchange for past consideration.
- Apr. 30, 1979** Lions traded QB **GREG LANDRY** to Baltimore in exchange for the Colts' 4th round pick in the 1979 draft, a 5th round pick, from San Diego through Baltimore, in the 1979 draft and the Colts' 3rd round pick in the 1980 draft.
- Aug. 20, 1979** Lions acquired DT **CLEVELAND ELAM** from San Francisco in exchange for Detroit's 2nd round pick in the 1980 draft.
- Apr. 8, 1980** Lions acquired the 8th round pick traded to Denver in the **MIKE MONTLER** trade in exchange for Detroit's 12th round pick in the 1981 draft and past considerations from the Montler trade.
- Apr. 10, 1980** Lions traded C **LARRY TEARRY** to Kansas City in exchange for the Chiefs' 5th round pick and a 9th round pick, from San Francisco through Kansas City, in the 1980 draft.
- Apr. 24, 1980** Lions acquired LB **STAN WHITE** from Baltimore in exchange for Detroit's 8th round pick in the 1980 draft.
- July 24, 1980** Lions traded LB **ED O'NEIL** to New England for the Patriots' 9th round pick in the 1981 draft.
- Aug. 12, 1981** Lions traded T **BILL SEARCEY** to Miami for the Dolphins' 12th round pick in the 1982 draft.
- Aug. 18, 1981** Lions acquired LB **STEVE TOWLE** from Miami in exchange for Detroit's 9th round pick in the 1982 draft.
- Aug. 19, 1981** Lions traded T **LEE SPIVEY** to Washington in exchange for the Redskins' 12th round pick in the 1982 draft.
- Apr. 26, 1983** Lions traded G **RUSS BOLINGER** to the Los Angeles Rams in exchange for the Rams' 5th round pick in the 1983 draft.
- Apr. 26, 1983** Lions acquired DT **MIKE FANNING** from the Los Angeles Rams in exchange for Detroit's 5th round pick in 1984.
- July 21, 1983** Lions traded DE **AL BAKER** to St. Louis in exchange for the Cardinals' 3rd and 8th round picks in the 1984 draft.
- July 29, 1983** Lions traded T **KARL BALDISCHWILER** to Baltimore in exchange for the Colts' 7th round pick in the 1984 draft.
- Aug. 24, 1983** Lions traded TE **DAVID HILL** to the Los Angeles Rams in exchange for the Rams' 3rd round pick in the 1984 draft.
- Aug. 29, 1983** Lions traded WR **TRACY PORTER** to Baltimore in exchange for the Colts' 11th round pick in the 1984 draft.
- Aug. 27, 1984** Lions acquired LB **ANGELO KING** from Dallas in exchange for Detroit's 6th round pick in the 1986 draft.
- May 1, 1985** Lions traded QB **GARY DANIELSON** to Cleveland in exchange for the Browns 3rd round pick in the 1986 draft.
- May 3, 1985** Lions acquired QB **JOE FERGUSON** from the Buffalo Bills in exchange for Detroit's 7th round pick in the 1986 draft.
- July 25, 1985** Lions traded WR **ROBBIE MARTIN** to Indianapolis in exchange for RB **ALVIN MOORE**.
- Aug. 21, 1985** Lions traded LB **GARY COBB** to Philadelphia in exchange for RB **WILBERT MONTGOMERY**.
- Sept. 1, 1986** Lions acquired LB **SHELTON ROBINSON** from Seattle in exchange for Detroit's 5th round pick in the 1987 draft.
- Sept. 22, 1986** Lions acquired T **HARVEY SALEM** from Houston in exchange for Detroit's 2nd round pick in the 1987 draft.
- Nov. 10, 1987** Lions traded TE **JIMMIE GILES** to Philadelphia in exchange for the Eagles' 9th round pick in the 1988 draft.



- Sept. 1 1987** Lions acquired TE **DEREK RAMSEY** from Indianapolis in exchange for Detroit's 12th round pick in the 1988 draft.
- May 2, 1990** Lions traded QB **CHUCK LONG** to the Los Angeles Rams in exchange for the Rams' 3rd round pick in the 1991 draft.
- Aug. 20, 1990** Lions acquired RB **GREG PATERRA** from Atlanta in exchange for Detroit's 10th round pick in the 1991 draft.
- Aug. 26, 1990** Lions traded WR **JOHN FORD** to Seattle in exchange for an undisclosed conditional draft pick.
- Sept. 13, 1990** Lions traded DE **ERIC WILLIAMS** to Washington in exchange for RB **JAMES WILDER**.
- Apr. 21, 1991** Lions acquired DE **KELVIN PRITCHETT** from Dallas in exchange for Detroit's 2nd, 3rd and 4th round picks in the 1991 draft.
- Aug. 22, 1991** Lions acquired WR **BRETT PERRIMAN** from New Orleans in exchange for Detroit's 5th round pick in the 1992 draft.
- Oct. 8, 1991** Lions traded T **HARVEY SALEM** to Denver in exchange for the Broncos' 3rd round pick in the 1992 draft.
- Apr. 26, 1992** Lions acquired Dallas' 2nd round pick in the 1992 draft in exchange for Detroit's 3rd, 4th and 9th round picks in the 1992 draft.
- Apr. 27, 1992** Lions acquired New England's 6th round pick in the 1992 draft in exchange for Detroit's 6th, 7th, 10th and 12th round picks in the 1992 draft.
- Apr. 23, 1993** Lions traded NT **JERRY BALL** to Cleveland in exchange for the Browns' 3rd round pick in the 1993 draft.
- Apr. 25, 1993** Lions acquired LB **PAT SWILLING** from New Orleans in exchange for the Lions' 1st and 4th round picks in the 1993 draft.
- Apr. 25, 1993** Lions acquired the New York Jets' 2nd round pick in the 1993 draft in exchange for Detroit's 2nd and 5th round picks in the 1993 draft.
- Apr. 27, 1994** Lions traded WR **REGGIE BARRETT** to Seattle in exchange for the Seahawks' 5th round pick in the 1995 draft.
- July 12, 1994** Lions traded S **WILLIAM WHITE** to the Kansas City Chiefs in exchange for an undisclosed, conditional draft pick.
- March 2, 1995** Lions acquired P **HAROLD ALEXANDER** from the Atlanta Falcons in exchange for an undisclosed, conditional draft pick.
- April 17, 1995** Lions traded RB **DERRICK MOORE** to the San Francisco 49ers in exchange for the 49ers' 5th round pick in the 1995 draft.
- April 22, 1995** Lions acquired San Diego's 1st round pick in the 1996 draft in exchange for Detroit's 2nd round pick in the 1995 draft.
- April 22, 1995** Lions acquired St. Louis' 3rd round pick in the 1995 draft in exchange for Detroit's 3rd and 4th round picks in the 1995 draft.
- May 30, 1995** Lions acquired CB **COREY RAYMOND** from Jacksonville in exchange for LB **TY HALLOCK**.
- April 12, 1996** Lions acquired RB/KR **GLYN MILBURN** from Denver in exchange for two undisclosed draft picks.
- April 20, 1996** Lions acquired Seattle's first round pick in the 1996 draft in exchange for Detroit's first and third round picks in the 1996 draft.
- April 20, 1996** Lions acquired New England's third round pick in the 1996 draft in exchange for Detroit's third, fourth and sixth round picks in the 1996 draft.
- April 19, 1997** Lions acquired Dallas' second round pick in the 1997 draft in exchange for Detroit's third and fourth round picks in the 1997 draft.
- March 25, 1998** Lions acquired LB **ROB FREDRICKSON** from Oakland in exchange for Detroit's fourth round pick in the 1998 draft.

- April 18, 1998** Lions acquired Miami's second round pick (through Green Bay) in the 1998 draft in exchange for Detroit's third, fifth and sixth round picks in the 1998 draft.
- April 21, 1998** Lions acquired a conditional 1999 draft pick from the Green Bay Packers in exchange for RB/KR **GLYN MILBURN**.
- March 17, 1999** Lions acquired Baltimore's third round pick in the 1999 draft and a conditional pick in the 2000 draft (either fourth or fifth round) in exchange for QB **SCOTT MITCHELL**.
- April 17, 1999** Lions acquired Miami's first round pick (through San Francisco) in the 1999 draft in exchange for Detroit's second, third and fifth round picks in the 1999 draft.
- April 17, 1999** Lions acquired Miami's third round pick in the 1999 draft in exchange for Detroit's third and seventh round picks in the 1999 draft.
- April 18, 1999** Lions acquired Philadelphia's fifth round pick in the 1999 draft in exchange for Detroit's fourth round pick in the 2000 draft.
- August 31, 1999** Lions acquired RB **GREG HILL** from the St. Louis Rams in exchange for Detroit's fifth (from Baltimore) and seventh round picks 2000 draft.



The Lions first acquired DT Kevin Pritchett from Dallas in a 1991 draft-day trade. Detroit re-signed Pritchett as an unrestricted free agent from Jacksonville on April 22, 1999.

Detroit's All-Time Player Roster

Includes All Lions Who Have Played in at Least One Regular Season Game

A

Abrams, Kevin, CB, Syracuse 1997-
Adams, Ernie, LB, Illinois 1987
Addams, Abraham, E, Indiana 1949
Ahrens, Dave, LB, Wisconsin 1988
Aiello, Anthony, B, Youngstown 1944
Alderman, Grady, G, Detroit 1960
Aldridge, Allen, LB, Houston 1998-
Alexander, Bruce, CB, Stephen F. Austin
1989-91
Alford, Mike, C, Auburn 1966
Allen, Jimmy, DB, UCLA 1978-81
Allen, Nate, DB, Texas Southern 1979
Allerman, Kurt, LB, Penn State 1985
Andersen, Stanley, E, Stanford 1941
Anderson, Gary A., G, Stanford 1977-78
Anderson, Gary W., RB, Arkansas 1993
*Andolsek, Eric, G, LSU 1988-91
Ane, Charles, T, USC 1953-59
Arena, Anthony, C, Michigan State
1942-46
Arnold, Jim, P, Vanderbilt 1986-93
Arnold, John, RB, Wyoming, 1979-80
Ashcom, Richard, T, Oregon 1943
Atkins, George, G, Auburn 1955
Atty, Alexander, G, West Virginia 1941
Austin, James, E, St. Mary's 1939

B

Baack, Steve, DE, Oregon 1984
Bailey, Byron, B, Washington State
1952-54
Bailey, Robert, CB, Miami (Fla.) 1997-99
Baker, Al, DE, Colorado State 1978-82
Baker, John, DE, North Carolina College
1968
Baldischwiler, Karl, T, Oklahoma
1978-82
Ball, Jerry, NT, SMU 1987-92
Ball, Larry, LB, Louisville 1975
Banas, Stephen, B, Notre Dame 1935
Banjavic, Emil, B, Arizona 1942
Banonis, Vincent, C, Detroit 1951-53
Barie, Louis, B, Duluth 1938
Barnes, Al, WR, New Mexico State
1971-73
Barnes, Roosevelt, LB, Purdue 1982
Barney, Lem, CB, Jackson State 1967-
77
Barr, Terry, B, Michigan 1957-65
Barrett, Reggie, WR, UTEP 1991-93
Barrows, Scott OL, West Virginia
1986-88
Barton, Greg, QB, Tulsa 1969
Bass, Mike, DB, Michigan 1967
Batch, Charlie, QB, Eastern Michigan
1998-
*Batinsky, Stanley, G, Temple 1941-47
Batten, Pat, FB, Hardin-Simmons 1964
Battle, Terry, RB, Arizona State 1997
Baumgartner, Maxie, E, Texas 1948
Beaty, Doug, RB, Appalachian State
1988
Beemer, Bob, DE, Toledo 1987
Beer, Tom, LB, Wayne State 1994-96
*Behan, Charles, E, DeKalb 1942

Belichick, Stephen, B, Case Western
Reserve 1941
Bell, Anthony, LB, Michigan State 1991
Bell, Bob, DT, Cincinnati 1971-73
Benson, Charles, DE, Baylor 1987
*Bernard, Charles, C, Michigan 1934
Bernard, Karl, RB, S.W. Louisiana
1987-88
Berrang, Edward, E, Villanova 1951
*Berry, Connie M., E, North Carolina
State 1939
Beverly, Eric, C, Miami (Ohio) 1998-
*Bingaman, Lester, G, Illinois 1948-54
Black, Mike, P, Arizona State 1983-87
Blades, Bennie, S, Miami (Fla.) 1988-96
Blair, T.C., TE, Tulsa 1974
Blaise, Kerlin, G, Miami (Fla.) 1998-
Bland, Carl, WR, Virginia Union 1984-88
Blessing, Paul, E, Nebraska State Tchrs.
1944
Blue, Luther, WR, Iowa State 1977-79
Blundin, Matt, QB, Virginia 1997
Boadway, Steve, LB, Arizona 1987
Boden, Lynn, T, South Dakota State
1975-78
*Bodenger, Maurice, G, Tulane 1934
Bolinger, Russ, G, Long Beach State
1976-82
Bolton, Andy, RB, Fisk 1976-78
Bonham, Shane, DT, Tennessee 1994-97
Booth, Richard, B, Case Western
Reserve 1941, 45
Borgella, Jocelyn, CB, Cincinnati 1994-96
Bostic, John, DB, Bethune-Cookman
1985-87
Bouwens, Shawn, G, Nebraska-Wesleyan
1991-94
Bowman, William, B, William & Mary
1954, 56
*Box, Cloyce, E, West Texas State 1949-
50, 52-54
Boyd, Stephen, LB, Boston College 1995-
Boyd Thomas, LB, Alabama 1987
Boyd, Tommie, WR, Toledo 1997-98
Bradley, Danny, WR, Nebraska 1987
Bradley, Luther, CB, Notre Dame
1978-81
Bradshaw, Charlie, T, Baylor 1967-68
Brettschneider, Carl, LB, Iowa State
1960-63
Briggs, Paul, T, Colorado 1948
Brill, Harold, B, Wichita State 1939
Brim, Michael, CB, Virginia Union 1989
Briscoe, Marlin, WR, Nebraska-Omaha
1975-76
Britt, Maurice, E, Arkansas 1941
Brock, Lou, DB, USC 1988
Brock, Willie, C, Colorado 1978
Brooks, Barrett, T, Kansas State 1999-
Brooks, Jon, LB, Clemson 1979
Brooks, Kevin, DE, Michigan 1989-90
Brooks, Michael, LB, LSU 1996
Brooks, Steve, TE, Occidental, 1996
Brown, Arnold, DB, North Carolina
Central 1985-86
Brown, Charlie, WR, Northern Arizona
1970

Brown, Corwin, S, Michigan 1999
Brown, Howard, G, Indiana 1948-50
Brown, J.B., CB, Maryland 1999
Brown, Lomas, T, Florida 1985-95
Brown, Mark, LB, Purdue 1989-91
Brown, Marvin, B, E. Texas State 1957
Brown, Reggie, LB, Texas A&M 1996-97
Brown, Roger, T, Maryland State 1960-66
Brumley, Robert, B, Rice 1945
Bulger, Chester, T, Auburn 1950
Bundra, Mike, T, USC 1962-63
Bunz, Dan, LB, Cal State-Long Beach
1985
Burns, Mike, DB, USC 1978
Burton, Leonard, C, South Carolina
1992-94
Busich, Samuel, E, Ohio 1943
Bussey, Dexter, RB, Texas-Arlington
1974-84
Butcher, Paul, LB, Wayne State 1986-88

C

Caddel, Ernie, B, Stanford 1934-38
Cain, James, E, Alabama 1950, 53-55
Cain, Pat, C/G, Wichita State 1987
*Callahan, J.R., B, Texas 1946
Callihan, William, B, Nebraska 1940-45
Callicutt, Ken, RB, Clemson 1978-82
Calvelli, Anthony, C, Stanford 1939-40
Campbell, Jeff, WR, Colorado 1990-93
Campbell, Lamar, CB, Wisconsin 1998-
Campbell, Mike, RB, Lenoir Rhyne 1968
Campbell, Stanley, G, Iowa State
1952, 55-58
Cappelman, Bill, QB, Florida St. 1971-73
Capria, Carl, DB, Purdue 1974
*Cardwell, Lloyd, B, Nebraska 1937-43
Carpenter, Lewis, B, Arkansas 1953-55
Carr, Carl, LB, North Carolina 1987
Carrier, Mark, S, USC 1997-99
Carrington, Darren, CB, Northern Arizona
1990
Carter, Anthony, WR, Michigan 1994-95
Carter, Pat, TE, Florida State 1988
Cassady, Howard, B, Ohio State 1956-
61, 63
*Caston, Toby, LB, LSU 1989-93
Caver, James, WR, Missouri 1983
Cesare, Billy, DB, Miami (Fla.) 1982
Chadwick, Jeff, WR, Grand Valley State
1983-89
Chalenski, Mike, DE, UCLA 1998
Chandler, Karl, C, Princeton 1978
Chanilles, Thomas, T, USC 1942
Chapman, Clarence, DB, Eastern
Michigan 1985
Chase, Benjamin, G, Navy 1947
Cherry, Raphael, DB, Hawaii 1987-88
Christensen, Frank, Utah 1934-37
*Christensen, George, T, Oregon
1934-38
*Christiansen, Jack, B, Colorado A&M
1951-58
Chryplewicz, Pete, TE, Notre Dame
1997-
Cifelli, August, T, Notre Dame 1951-53
Cifers, Robert, B, Tennessee 1944-46



Claiborne, Chris, LB, USC, 1999-
 Clark, Al, DB, Eastern Michigan 1971
 Clark, Dexter, DB, Toledo 1987
 *Clark, Earl "Dutch", B, Colorado
 1934-38
 Clark, Ernie, LB, Michigan State 1963-67
 Clark, Jessie, RB, Arkansas 1988
 Clark, Robert, WR, North Carolina
 Central 1989-91
 Clark, Wayne, E, Utah 1944-45
 Clay, Willie, S, Georgia Tech 1992-95
 *Clemens, Raymond, G, Central
 Oklahoma State 1939
 Cline, Jackie, DE, Alabama 1990
 Cline, Ollie, B, Ohio State 1950-53
 Clowes, John, T, William & Mary 1951
 Cobb, Garry, LB, USC 1979-84
 Cody, Bill, LB, Auburn 1966
 Coler, Michael, DE/LB, Tennessee
 1983-92
 Cogdill, Gail, E, Washington State
 1960-68
 Cole, Eddie, LB, Mississippi 1979-80
 Colella, Thomas, B, Canisius 1941-43
 Colon, Harry, S, Missouri 1992-94, 97
 Collins, Andre, LB, Michigan 1999
 Compton, Dick, B, McMurry 1962-64
 Compton, Mike, C-G, West Virginia
 1993-
 Concannon, Jack, QB, Boston College
 1975
 Conlee, Gerald, C, St. Mary's 1943
 Conover, Scott, T, Purdue 1991-96
 Cook, Gene, E, Toledo 1959
 Cook, Ted, E, Alabama 1947
 Cooke, Bill, DT, Massachusetts 1978
 *Cooper, Harold, B, Detroit 1937
 Corgan, Michael, B, Notre Dame 1943
 Cotton, Craig, TE, Youngstown State
 1969-72
 Cottrell, Bill, T, Delaware Valley 1967-70
 Crabtree, Clement, T, Wake Forest
 1940-41
 Craig, Paco, WR, UCLA 1988
 Creekmur, Louis, T, William & Mary
 1950-59
 Cremer, Theodore, E, Auburn 1946-48
 Cribbs, James, DE, Memphis State 1989
 Crockett, Ray, CB, Baylor 1989-93
 Croft, Don, DT, UTEP 1976
 Cronin, Gene, G, Pacific 1956-59
 Crosby, Ron, LB, Penn State 1977
 Crosswhite, Leon, RB, Oklahoma, 1973-
 74
 Crowell, Germane, WR, Virginia 1996-
 Culp, Curley, DT, Arizona State 1980-81
 Curley, August, LB, USC 1983-86

D

D'Addio, Dave, FB, Maryland 1984
 D'Alonzo, Peter, B, Villanova 1951-52
 Dallafior, Ken, G, Minnesota 1989-92
 Danielson, Gary, QB, Purdue 1976-84
 Darby, Byron, DL, USC 1989
 David, James, B, Colorado A&M 1952-
 59
 Davis, Ben, DB, Defiance 1974-76
 Davis, Glenn, E, Ohio State 1960-61
 Davis, Jerome, NT, Ball State 1987
 Davis, Mill, HB, UCLA 1956
 Dawley, Frederick, B, Michigan 1944
 Dawson, Mike, DT, Arizona 1983

Daykin, Tony, LB, Georgia Tech 1977-78
 DeCorveont, William, B, Northwestern
 1946
 DeFruiter, Robert, B, Nebraska 1947
 Delaney, Jeff, DB, Pittsburgh 1981
 *DeMarco, Mario, G, Miami 1949
 Dennis, Guy, G, Florida 1973-75
 DePoyster, Jerry, K, Wyoming 1968
 Derby, John, LB, Iowa 1992
 DeShane, Charles, B, Alabama 1945-49
 DeVries, Jared, DE, Iowa 1999-
 Dibble, Dorne, E, Michigan State 1951,
 53-57
 Dickel, Dan, LB, Iowa 1978
 *Diehl, David, E, Michigan State 1939-
 40, 44-45
 Dieterich, Chris, T, North Carolina State
 1980-86
 Diorio, Jerry, TE, Michigan 1987
 Dixon, Andre', CB, Northeastern 1999
 Dodge, Kirk, LB, UNLV 1984-85
 Doig, Steve, LB, New Hampshire
 1984-85
 Doll, Donald, B, USC 1949-52
 Dollinger, Tony, FB, Evangelist 1987
 *Doran, James, E, Iowa State 1951-59-
 *D'Orazio, Joseph, T, Ithaca 1944
 Dorney, Keith, T/G, Penn State 1979-87
 Dove, Robert, E/G, Notre Dame 1953-54
 Dozier, D.J., RB, Penn State 1991
 Dronett, Shane, DE, Texas 1996
 Dublinski, Thomas, QB, Utah 1952-54
 Dubzinski, Walter, G, Boston College
 1941
 Duckens, Mark, DE, Arizona State 1990
 Dudish, Andrew, C, Georgia 1948
 Dudley, William, B, Virginia 1947-49
 Dugger, John, E, Ohio State 1947-48
 Duncan, James, E, Wake Forest 1950
 Duncan, Rick, P, E. Montana State 1969
 Dunlap, Leonard, DB, North Texas State
 1975

E

Earon, Blaine, E, Duke 1952-53
 *Ebding, Harry, E, St. Mary's 1934-37
 Eddy, Nick, RB, Notre Dame 1968-72
 Edwards, Stan, FB, Michigan 1987
 Ehmann, Joe, DT, Syracuse 1981-82
 Eiden, Edmund, B, Scranton 1944
 Elam, Cleveland, DT, Tennessee State
 1979
 Elder, Donnie, DB, Memphis State 1986
 Elias, Homer, G, Tennessee State
 1978-84
 Ellerson, Gary, RB, Wisconsin 1987
 Ellis, Ken, DB, Southern 1979
 *Ellis, Lawrence, B, Syracuse, 1948
 Elliss, Luther, DT, Utah 1995-
 Emerick, Robert, T, Miami (Oh.) 1934
 *Emerson, Gover "Ox", Texas 1934-37
 Engebretson, Paul, T, Northwestern
 1934
 Engle, Greg, C, Illinois, 1999
 English, Doug, DT/NT, Texas 1975-79,
 81-85
 Enke, Fred, QB, Arizona 1948-51
 Erleben, Russell, P, Texas 1987
 Evans, Leon, DE, Miami (Fla.) 1985-87
 Evans, Murray, B, Hall-Simmons
 1942-43
 Evey, Dick, DT, Tennessee 1971

F

Fair, Terry, CB/KR, Tennessee 1998-
 Fanning, Mike, DT, Notre Dame 1983
 Fantetti, Ken, LB, Wyoming 1979-85
 Farkas, Andrew, B, Detroit 1945
 Farmer, George, WR, UCLA 1975
 Farr, Mel, RB, UCLA 1967-73
 Farr, Mike, WR, UCLA 1990-92
 Farr, Miller, DB, Wichita 1973
 Federico, Craig, DB, Illinois State 1987
 *Feldhaus, William, T, Cincinnati
 1937-40
 Felton, Joe, G, Albion, 1987
 Felts, Bob, HB, Florida A&M 1965-67
 *Fena, Thomas, G, Colorado 1937
 Fennebock, Charles, B, UCLA 1943-45
 Ferguson, Joe, QB, Arkansas 1985-87
 Ferguson, Keith, DE, Ohio State 1985-
 91
 Ferguson, Larry, HB, Iowa 1963
 Fichman, Leon, T, Alabama 1946-47
 Fields, Anthony, DB, Eastern Michigan
 1987
 Fields, Edgar, DT, Texas A&M 1981
 Fifer, William, T, West Texas State 1978
 Fisk, William, E, USC 1940-43
 Flanagan, Ed, C, Purdue 1965-74
 Flanagan, Richard, LB, Ohio State
 1950-52
 Folmar, Brendon, QB, California (Pa.)
 1987
 Ford, Brad, CB, Alabama 1996
 Ford, Darryl, LB, New Mexico State
 1992-93
 Ford, John, WR, Virginia, 1989
 Forte, Aldo, G, Montana 1946
 Fortin, Roman, T, San Diego State 1991
 Fowler, Amos, C, Southern Mississippi
 1978-84
 Frahc, Bill, G, Pittsburgh 1993
 Franklin, Dennis, Michigan 1975-76
 Franks, Dennis, C, Michigan 1979
 Fredrickson, Rob, LB, Michigan State
 1998
 Freitas, Rockne, T, Oregon State
 1968-77
 French, Barry, G, Purdue 1951
 Frerotte, Gus, QB, Tulsa 1999
 Friede, Mike, WR, Indiana 1980
 Frizzell, William, DB, North Carolina
 Central 1984-85
 Frohbose, Bill, DB, Miami (Fla.) 1974
 Frutlig, Edward, E, Michigan 1945-46
 Fucci, Dominic, B, Kentucky 1955
 Furness, Steve, DT, Rhode Island 1981
 Furst, Anthony, T, Dayton 1940-41, 44

G

Gagliano, Robert, QB, Utah State
 1989-90
 Gagnon, Roy, G, Oregon 1935
 Gaines, Lawrence, FB, Wyoming
 1976-79
 Gallagher, Dave, DT, Michigan 1978-79
 Gallagher, Frank, G, North Carolina
 1967-72
 Galloway, Duane, DB, Arizona State
 1985-87
 Gambol, Chris, T, Iowa 1989
 Gambrell, Bill, E, South Carolina 1968
 Gandee, Sherwin, E, Ohio State 1952-56

HISTORY

- Gatski, Frank, C, Marshall 1957
Gaubatz, Dennis, LB, LSU 1963-64
Gay, William, DE, USC 1978-87
*Gedman, Gene, B, Indiana 1953, 56-58
Geile, Chris, C, Eastern Illinois 1987
George, Ray, T, USC 1939
Geremsky, Thad, E, Pittsburgh 1951
Germany, Willie, DB, Morgan State 1973
Gibbons, James, E, Iowa 1958-68
Gibbs, Sonny, QB, TCU 1964
Gibson, Aaron, T, Wisconsin 1999-
Gibson, Dennis, LB, Iowa State 1987-93
Giles, Jimmie, TE, Alcorn State 1986
Gill, Sloko, G, Youngstown State 1942
Gillette, Jim, B, Virginia 1948
Gilmer, Harry, QB, Alabama 1955-56
Ginn, Tommie, G, Arkansas 1980-81
Gipson, Paul, RB, Houston 1971
*Girard, Earl, B, Wisconsin 1952-56
Glass, William, DE, Baylor 1958-61
Glover, Kevin, C/G, Maryland 1985-97
Goich, Dan, DE, California 1969-70
Goldman, Samuel, E, Howard 1949
Golsteyn, Jerry, QB, Northern Illinois 1979
Gonzaga, John, T, (No Coll.) 1961-65
Goodman, Henry, T, West Virginia 1942
Goovert, Ron, LB, Michigan State 1967
Gordon, John, DT, Hawaii 1972
Gordy, John, G, Tennessee 1957, 59-67
Gore, Gordon, B, Okla. S.W. Tchrs. 1939
Graham, Kent, QB, Ohio State 1995
*Graham, Lester, G, Tulsa 1938
Graham, William, DB, Texas 1982-87
Gray, Dan, DE, Rutgers 1978
Gray, Hector, DB, Florida State 1981-83
Gray, Mel, WR/KR, Purdue 1989-94
Greco, Don, G, Western Illinois 1982-85
Green, Curtis, DE/NT, Alabama State 1981-89
Green, Donnie, T, Purdue 1978
Green, Willie, WR, Mississippi 1991-93
Greene, John, E, Michigan 1944-50
Greer, Albert, E, Jackson State 1963
Greer, Terry, WR, Alabama State 1990
Grefe, Theodore, E, Notre Dame 1945
Griffin, James, DB, Middle Tennessee State 1986-89
Grignon, Frank, B, Chattanooga 1942
Grimes, George, B, Virginia 1948
Groomes, Melvin, B, Indiana 1948-49
Grossman, Rex, B, Indiana 1950
Grottkau, Robert, G, Oregon 1959-60
Grymes, Darrell, WR, Central State (Oh.) 1987
*Gutowsky, "Ace", RB, Oklahoma City 1934-38
- ### H
- *Hackenbruck, John, T, Oregon State 1940
*Hackney, Elmer, B, Kansas State 1942-46
Hadd, Gary, DT/NT, Minnesota 1988
Hafen, Bernard, E, Utah 1949-50
Haggerty, Mike, T, Miami (Fla.) 1973
Hall, Alvin, CB, Miami (Oh.) 1981-85, 87
Hall, John, B, TCU 1942
Hall, Ron, TE, Hawaii 1994-95
Hall, Tom, E, Minnesota 1962-63
Halloway, Ty, TE/LB, Michigan State 1993-94
Hamilton, Raymond, E, Arkansas 1939
Hamlin, Gene, C, Western Michigan 1972
Hand, Larry, DE, Appalachian State 1964-77
Hanks, Ben, LB, Florida 1997
*Hanneman, Chuck, E, Michigan Normal 1937-41
*Hansen, Dale, T, Michigan State 1944; 1948-49
Hanson, Jason, K, Washington State 1992-
*Harder, Pat, B, Wisconsin 1951-53
Harding, Roger, C, California 1948
Hardy, James, QB, USC 1952
Harper, Dwayne, CB, South Carolina State 1999
Harrell, James, LB, Florida 1979-83; 1985-86
Harrison, Chris, G, Virginia 1996
Harrison, Granville, E, Mississippi State 1942
Hart, Leon, E, Notre Dame 1950-57
Hartings, Jeff, G, Penn State 1996-
Harvey, Maurice, DB, Ball State 1983, 87
Haverdink, Dave, DE, Morehead State 1970
Hayworth, Tracy, LB, Tennessee 1990-95
Hekkers, George, T, Wisconsin 1947-49
Held, Paul, B, San Jose State 1955
Helms, John, E, Georgia Tech 1946
Hempstead, Hessley, C/G, Kansas 1995-97
Henderson, John, E, Michigan 1965-67
Hennigan, Mike, LB, Tennessee Tech 1973-75
Hertwig, Craig, T, Georgia 1975-77
Heywood, Ralph, E, USC 1947
Hickman, Donnie, G, USC 1978
Hickman, Kevin, TE, Navy 1995, 97-98
Hicks, Ivan, DB, Michigan 1987
Hicks, Mark, LB, Arizona State 1987
Hicks, R.W., C, Humboldt State 1975
Hightower, John, E, Sam Houston 1943
Hilgenberg, Wally, LB, Iowa 1964-66
Hilger, Rusty, QB, Oklahoma St. 1988
Hill, David, TE, Texas A&I 1976-82
Hill, Harlon, E, Florence State 1962
Hill, Gerg, RB, Texas A&M 1999
Hill, James C., B, Tennessee 1951-52
Hill, J.D., WR, Arizona State 1976-78
Hill, Jimmy, DB, Sam Houston 1965
Hill, Rod, DB, Kentucky State 1986
*Hillman, Bill, B, Tennessee 1947
Hilton, John, TE, Richmond 1972-73
Hinchman, Hubert, B, Butler 1934
Hinnant, Mike, G/TE, Temple 1992
Hipple, Eric, QB, Utah State 1980-89
Hirsch, Steve, DB, Northern Illinois 1987
*Hoenschmeyer, Robert, B, Indiana 1950-55
Hogland, Doug, G, Oregon State 1958
Holland, Darius, DT, Colorado 1998
*Holland, Vernon, T, Tennessee State 1980
Hollar, John, B, Appalachian State 1949
Holman, Rodney, TE, Tulane 1993-95
Holmes, Jerry, CB, West Virginia 1988-89
Hons, Todd, QB, Arizona State 1987
Hooks, Jim, RB, Central State (Okla.) 1973-76
Hoopes, Mitch, P, Arizona 1977
Hoover, Mel, WR, Arizona State 1987
*Hopp, Harry, B, Nebraska 1940-43
Howard, Billy, DT, Alcorn A&M 1974-76
Howard, Desmond, KR/WR, Michigan 1999
Howard, William, B, USC 1939
Hubbard, Marv, FB, Colgate 1977
*Huffman, Vernon, B, Indiana 1937-38
*Hughes, Chuck, WR, UTEP 1970-71
Hunter, Herman, RB, Tennessee State 1986
Hunter, James, DB, Grambling 1976-82
Hunter, Jeff, DE, Albany State 1990-92
Hunter, Scott, QB, Alabama 1979
*Hupke, Thomas, G, Alabama 1934-37
Hulchison, Elvin, B, Whittier 1939
- ### I
- Irvin, LeRoy, CB, Kansas 1990
Irvin, Sedrick, RB, Michigan State 1999-
Isselhardt, Ralph, G, Franklin 1937
Ivory, Bob, G, Detroit 1947
Izo, George, QB, Notre Dame 1965
- ### J
- Jackson, Cedric, RB, TCU 1991
Jackson, Ernie, DB, Jackson State 1979
James, Garry, RB, LSU 1986-88
James, John, P, Florida 1982
*James, June, LB, Texas 1985-88
James, Tommy, B, Ohio State 1947
Jamison, George, LB, Cincinnati 1987-93, 97-98
Jarvis, Ray, WR, Norfolk State 1974-78
Jaszewski, Floyd, T, Minnesota 1950-51
Jauron, Dick, DB, Yale 1973-77
Jefferson, William, B, Mississippi State 1941
Jeffries, Greg, CB/S, Virginia 1993-98
Jenkins, Ken, RB, Bucknell 1983-84
Jenkins, Leon, DB, West Virginia 1972
Jenkins, Melvin, CB, Cincinnati 1991-93
Jenkins, Walter, E, Wayne State 1955
Jessie, Ron, WR, Kansas 1971-74
Jett, John, E, Wake Forest 1941
Jett, John, P, East Carolina 1997-
Johnson, Andre, T, Penn State 1998-
Johnson, Demetrious, DB, Missouri 1983-86
Johnson, Gilvanni, WR, Michigan 1987
Johnson, James, LB, San Diego State 1985-86
*Johnson, John "Jack", T, Utah 1934-40
Johnson, Jimmie, TE, Howard 1992-93
Johnson, John Henry, B, Arizona State 1957-59
Johnson, Levi, DB, Texas A&I 1973-77
Johnson, Mike, LB, Virginia Tech 1994-95
Johnson, Pepper, LB, Ohio State 1996
Johnson, Richard, WR, Colorado, 1989-90
Johnson, Rick, T, Grand Valley State 1987
Johnson, Troy A., LB, Oklahoma 1992
Johnson, Troy D., WR, Southern 1989
Jolley, Gordon, T, Utah 1972-75
Jones, A.J., RB, Texas 1985
Jones, Andre, LB, Notre Dame 1992
Jones, David, C/G, Texas 1984-85



Jones, Doug, DB, South Fernando Valley 1979

*Jones, Elmer, G, Wake Forest 1947-48

Jones, James Alexander, B, Union Tennessee 1946

Jones, James A., DT, Northern Iowa 1999-

Jones, James R., FB, Florida 1983-88

Jones, Jeff, T, Texas A&M 1995-96

Jones, Jimmie, RB, UCLA 1974

Jones, Ralph, E, Alabama 1946

Jones, Victor, LB, Virginia Tech 1989-94

Jordan, Richard, LB, Missouri Southern 1997-

Junker, Steve, E, Xavier 1957, 59-61

Jurkiewicz, Walter, C, Indiana 1946

K

Kab, Vyto, TE, Penn State 1987-88

Kacmarek, Jeff, NT, Western Michigan 1987

Kamanu, Lew, DE, Weber State 1967-68

Kane, Rick, RB, San Jose State 1977-83, 85

Kaporch, Albert, T, St. Bonaventure 1943-45

*Karlivacz, Carl, B, Syracuse 1953-57

Karlis, Rich, K, Cincinnati 1990

Karpinski, Keith, LB, Penn State 1989

Karras, Alex, DT, Iowa 1958-62; 64-70

Karras, Ted, G, Indiana 1965

Karstens, George, C, Indiana 1949

Kaska, Anthony, B, Illinois Wesleyan 1935

Kearney, Jim, DB, Prairie View 1965-66

Keene, Robert, B, Detroit 1943-45

*Kennedy, William, E, Michigan State 1942, 44

Kenney, Steve, G, Clemson 1986

Kent, Greg, DT, Utah 1968

Kercher, Richard, B, Tulsa 1954

*Ketcko, Alexander, T, Michigan State 1943

Kidd, John, P, Northwestern 1998

King, Angelo, LB, South Carolina State 1984-87

King, Horace, RB, Georgia 1975-83

Kinzer, Matt, P, Purdue 1987

Kipp, James, T, Montana State 1942

Kirschke, Travis, DT, UCLA 1997-

Kiser, Paul, G, Wake Forest 1987

*Kizzire, Lee, Wyoming 1937

*Klewicki, Edward, E, Michigan State 1935-38

Kmetovic, Peter, B, Stanford 1947

Knorr, Lawrence, C, Dayton 1942-45

*Knox, Sam, G, New Hampshire 1934-36

Komlo, Jeff, QB, Delaware 1979-81

Kopay, Dave, RB, Washington 1968

*Kopcha, Joseph, G, Chattanooga 1936

Kostiuk, Michael, T, Detroit 1945

Kowalkowski, Bob, G, Virginia 1966-76

Kowalkowski, Scott, LB, Notre Dame 1994-

Kowgios, Nick, FB, Lafayette 1987

Krall, Gerald, B, Ohio State 1950

Kramer, Erik, QB, North Carolina State 1991-93

Kramer, Ron, E, Michigan 1965-67

Krieg, Dave, QB, Milton 1994

Kriewaldt, Clint, LB, Wisc.-Stevens Point 1999-

Kring, Frank, B, TCU 1945

Krol, Joseph, B, W. Ontario 1945

*Krouse, Raymond, T, Maryland 1956-57

*Kuczinski, Bert, E, Pennsylvania 1943

L

LaLonde, Roger, DT, Muskingum 1964

Landry, Greg, QB, Massachusetts 1968-78

Lane, Dick, DB, Scottsbluff J.C. 1960-65

LaRose, Dan, T, Missouri 1961-63

Larson, Bill, TE, Colorado State 1977

Lary, Yale, DB, Texas A&M 1952-53, 56-64

Lastavic, Jim, LB, Penn State 1973-77

Laster, Don, T, Tennessee State 1984

Latimer, Al, DB, Clemson 1982-84

Lawless, Burton, G, Florida 1980

Lay, Russell, G, Michigan State 1934

*Layne, Robert, QB, Texas 1950-58

Lear, Leslie, B, Manitoba 1947

LeBeau, Dick, DB, Ohio State 1959-72

Lee, Edward, WR, South Carolina State 1983

Lee, Gary, WR, Georgia Tech 1987-88

Lee, Ken, LB, Washington 1971

Lee, Larry, C/G, UCLA 1981-85

Lee, Monte, LB, Texas 1963-64

Leforce, Clyde, QB, Tulsa 1947-49

LeBeau, Dick, DB, Ohio State 1959-72

Leonard, Tony, DB, Virginia Union 1978-79

Lewis, Dan, HB, Wisconsin 1958-64

Lewis, David, TE, California 1984-86

Lewis, Eddie, DB, Kansas 1979-80

*Lewis, Mark, TE, Texas A&M 1987-88

Liles, Alva, DT, Boise State 1980

Liles, Elvin, G, Oklahoma A&M 1943-45

Lindon, Luther, T, Kentucky 1944-45

Lininger, Jack, C, Ohio State 1950-51

Linn, Jack, G/T, West Virginia 1992-93

Lio, Augustino, G, Georgetown 1941-43

Little, David, TE, Middle Tennessee State 1991

Lloyd, Dave, C, George 1962

Lockett, Danny, LB, Arizona 1987-88

Lomakoski, John, T, Western Michigan 1962

London, Antonio, LB, Alabama 1993-97

Long, Chuck, QB, Iowa 1986-89, 91, 94

Long, Ken, G, Purdue 1976

Long, Robert, E, UCLA 1955-59

*Looney, Joe Don, HB, Oklahoma 1965-66

Lowe, Gary, B, Michigan State 1957-64

*Lowther, Jackie, B, Detroit 1944

Lucci, Mike, LB, Tennessee 1965-73

Luce, Derrel, LB, Baylor 1960

*Lumpkin, Roy, B, Georgia Tech 1934

Lusk, Bob, C, William & Mary 1956

Lutz, David, T, Georgia Tech 1993-95

Lynch, Eric, RB, Grand Valley State 1992-96

M

Machurek, Mike, QB, Idaho State 1982-85

Mack, Milton, CB, Alcorn State, 1994

Mackenroth, John, C, North Dakota 1938

*Madarik, Elmer, B, Detroit 1945-47

Maggiolo, Chick, B, Illinois 1949

Magnani, Dante, B, St. Mary's 1950

Maher, Bruce, DB, Detroit 1960-67

Mains, Gilbert, T, Murray State 1952-61

Majkowski, Don, QB, Virginia 1995-96

Malinchak, Bill, E, Indiana 1966-69

Malone, Van, S, Texas 1994-97

Mandley, Pete, WR, Northern Arizona 1984-88

Mann, Errol, K, North Dakota 1969-76

Mann, Robert, E, Michigan 1948-49

Manzo, Joseph, T, Boston College 1945

*Margucci, Joseph, B, USC 1947-48

Markovich, Mark, G, Penn State 1976-77

Maronic, Stephen, T, North Carolina 1939-40

Marsh, Amos, FB, Oregon State 1965-67

Martin, James, G, Notre Dame 1951-61

Martin, Robbie, WR, Cal Poly-San Luis Obispo 1981-84

Martinovich, Philip, G, Pacific 1939

Massey, Robert, CB, North Carolina Central 1994-95

*Matheson, Jack, E, Western Michigan 1943-46

Matheson, Riley, G, Texas Mines 1943

Mathews, Ned, B, UCLA 1940-43

Mathewson, Morley, E, California 1941

Match, Trevor, C, BYU 1989

*Matsi, Tony, T, Pittsburgh 1938-39

Matson, Ollie, FB, San Francisco 1963

Matthews, Aubrey, WR, Delta State 1990-96

Mattford, John, G, Marshall 1941

Maves, Earl, B, Wisconsin 1948

Maxwell, Bruce, RB, Arkansas 1970

Maxwell, Vernon, LB, Arizona State 1985-87

Mazza, Vincent, E, (No Coll.) 1945-46

Mazzanti, Jerry, DE, Arkansas 1966

McCall, Reese, TE, Auburn 1983-85

McCambridge, John, DE, Northwestern 1967

McClung, Willie, T, Florida A&M 1960-61

McCorr, Darris, DE, Tennessee 1955-67

McConvey, Kez, WR, Florida State 1995-97

McCoy, Joel, B, Alabama 1946

McCoy, Mike, DT, Notre Dame 1980

McCray, Prentice, DB, Arizona State 1980

McCullough, Earl, E, USC 1968-73

McDermott, Lloyd, T, Kentucky 1950

*McDonald, James, B, Ohio State 1938-39

McDonald, James, TE, USC 1985

McDonald, Keith, WR, San Jose State 1989

McDonald, Mike, LS/LB, USC 1992

McDonough, Bob, DB, California (Pa.) 1987

McDuffie, George, DE, Findlay 1987

McElhenry, Hugh, HB, Washington 1964

McGee, Willie, WR, Alcorn State 1978

McGraw, Mike, LB, Wyoming 1977

McGraw, Thurman, T, Colorado A&M 1950-54

McIlhenny, Donald, B, SMU 1956

McInnis, Hugh, E, Missouri Southern 1964

McKaip, William, E, Oregon State 1934, 36

McKnight, Dennis, C-G, Drake 1990, 92

HISTORY

- McKyer, Tim, CB, Texas-Arlington, 1993
McLemore, Thomas, TE, Southern 1992
*McLenna, Bruce, HB, Hillsdale 1966
McMakin, John, TE, Clemson 1975
McNeil, Ryan, CB, Miami (Fla.) 1993-96
McNorton, Bruce, DB, Georgetown (Ky.) 1982-90
McPhail, Jerris, RB, East Carolina 1998
McWilliams, William, B, Jordan 1934
Meade, Mike, FB, Penn State 1984-85
Melinkovich, Mike, DE, Gray Harbour J.C. 1967
Mello, James, B, Notre Dame 1949
Mendenhall, John, DT, Grambling 1980
Mesak, Richard, T, St. Mary's 1945
*Messner, Max, LB, Cincinnati 1960-63
Metzelaars, Pete, TE, Wabash 1996-97
Middleton, David, E, Auburn 1955-60
Mike-Mayer, Steve, K, Maryland 1977
Miketa, Andrew, C, North Carolina 1954-55
Miklich, William, B, Idaho 1948
Milano, Arch, E, St. Francis 1945
Milburn, Darryl, DE, Grambling 1991
Milburn, Glyn, RB/KR, Stanford 1996-97
Milinichik, Joe, GT, North Carolina State 1987-89
Miller, Blake, C, Louisiana State 1992
Miller, John, S, Michigan State 1989-90
Miller, Robert, T, Virginia 1952-58
Miller, Terry, LB, Illinois 1970
Mills, Dick, G, Pittsburgh 1961-62
Misko, John, P, Oregon State 1987
Mitchell, Devon, DB, Iowa 1986-88
*Mitchell, Granville, E, Davis-Elkins 1934
Mitchell, Jim, DE, Virginia State 1970-77
Mitchell, Melvin, C, Tennessee State 1977
Mitchell, Scott, QB, Utah 1994-98
Mitnick, Frank, T, Ogleshorpe 1945
Moble, Stacey, WR, Jackson State 1989
Mohring, John, LB, C.W. Post 1980
Momsen, Robert, G, Ohio State 1951
*Monahan, Regis, B, Ohio State 1935-38
Montgomery, Greg, P, Michigan State 1994
Montgomery, James, T, Texas A&M 1946
Montgomery, Wilbert, RB, Abilene Christian 1985
Montler, Mike, C, Colorado 1978
Mooney, Ed, LB, Texas Tech 1968-71
Moore, Alvin, RB, Arizona State 1985-86
*Moore, Denis, T, USC 1967-69
Moore, Derrick, RB, NE Oklahoma State 1993-94
Moore, Herman, WR, Virginia 1991-
*Moore, Paul, B, Presbyterian 1940-41
Moore, William, E, North Carolina 1939
Morlock, John, B, Marshall 1940
Morrall, Earl, QB, Michigan State 1958-64
*Morris, Glen, E, Colorado State 1940
Morris, Jon, C, Holy Cross 1975-77
Morris, Randall, RB, Tennessee 1988
Morrison, Don, T, Texas-Arlington 1979
*Morse, Raymond, E, Oregon 1935-38, 40
Morton, Johnnie, WR, USC, 1994-
Moscip, James, E, Stanford 1938-39
Moss, Martin, DT/NT, UCLA 1982-85
Moss, Zefross, T, Alabama State 1995-96
Mote, Kelly, E, Duke 1947-49
Mott, Steve, C, Alabama 1983-88
Mugg, Garvin, T, North Texas State 1945
Munson, Bill, QB, Utah State 1968-76
Murakowski, Art, B, Northwestern 1951
Murray, Eddie, K, Tulane 1980-91
Myers, Tom, QB, Northwestern 1965-66
- N**
- Nardi, Richard, B, Ohio State 1938
Naumoff, Paul, LB, Tennessee 1967-78
Nelson, Reed, C, Brigham Young 1947
Nelson, Robert, C, Baylor 1941, 45
Nichols, Mark, WR, San Jose State 1981-87
Ninowski, Jim, QB, Michigan State 1960-61
Niziolek, Bob, TE, Colorado 1981
Noga, Niko, LB, Hawaii 1989-91
Noppenberg, John, B, Miami 1941
Norl, Reino, B, Northern Illinois 1937
Norris, Ulysses, TE, Georgia 1979-83
Nott, Douglass, B, Detroit 1935
Nowatzke, Tom, FB, Indiana 1965-69
- O**
- Oates, Brad, T, Brigham Young 1978
Obee, Duncan, C, Dayton 1941
O'Brien, Jim, WR, Cincinnati 1973
O'Brien, William, B, (No College) 1947
Odle, Phil, E, BYU 1968-70
Office, Anthony, LB, Illinois State 1987
Ogle, Rick, LB, Colorado 1972
Oldham, Chris, CB, Oregon 1990
Oldham, Ray, DB, Middle Tennessee 1980-82
Olenski, Mitchell, T, Alabama 1947
Olivo, Brock, FB, Missouri 1998-
Olszewski, John, FB, California 1961
O'Neil, Ed, LB, Penn State 1974-79
O'Neil, Bill, HB, Detroit 1935
O'Neill, Kevin, LB, Bowling Green 1998-
Opalewski, Edward, T, Michigan Northern 1943-44
Orton, Greg, G, Nebraska 1987
Orvis, Herb, DT, Colorado 1872-77
Overton, Don, RB, Fairmont State 1991-92
Owens, Dan, DE, USC 1990-95, 96-
Owens, Steve, RB, Oklahoma 1970-75
- P**
- Paige, Tony, FB, Virginia Tech 1987-89
Painter, Carl, RB, Hampton 1988-89
Palmer, Paul, RB/WR, Temple 1989
Panciera, Donald, B, San Francisco 1950
Panelli, John, B, Notre Dame 1949-50
Paolucci, Ben, T, Wayne State 1959
Paris, Bubba, T, Michigan 1991
*Parker, Raymond, B, Centenary 1935-36
Parker, Willie, G, N. Texas State 1980
Parkin, Dave, DB, Utah State 1979
Parson, Ray, T, Minnesota 1971
Parsons, Lloyd, B, Gust. Adolphus 1941
*Patt, Maurice, E, Carnegie Tech 1938
Patterson, Don, DB, Georgia Tech 1979
Pavelec, Theodore, G, Detroit 1941-42
Payton, Eddie, RB, Jackson State 1977
Pearson, Lindell, B, Oklahoma 1950
Peete, Rodney, QB, USC 1989-93
Perman, Brett, WR, Miami (Fla.) 1991-96
Perry, Gerald, T, California 1954, 56-59
Pessut, Wally, C, Kentucky 1979-80
Pete, Lawrence, NT, Nebraska 1989-93
Peters, Floyd, T, San Francisco State 1963
Peterson, Ken, B, Gonzaga 1936
Phillips, Jason, WR, Houston 1989-90
Picard, Bob, WR, East, Washington 1976
Pickard, Bob, WR, Xavier 1974
Piepul, Milton, B, Notre Dame 1941
Pierson, Reggie, Oklahoma State 1976
*Pietrosante, Nick, B, Notre Dame 1959-65
Pifferini, Robert, C, San Jose State 1949
Pingel, John, B, Michigan State 1939
Pinkney, Reggie, DB, East Carolina 1977-78
Plum, Mill, QB, Penn State 1962-67
*Polansky, John, B, Wake Forest 1942
Poole, Oliver, E, Mississippi 1949
Porcher, Robert, DE, South Carolina State 1992-
Porter, Daryl, CB, Boston College 1997
Porter, Ricky, RB, Slippery Rock State 1982
Porter, Tracy, WR, LSU 1981-82
Potts, Charles, DB, Purdue 1972
Prchlik, John, T, Yale 1949-53
Pregulman, Mervin, G, Michigan 1947-48
Prescott, Harold, E, Hardin-Simmons 1949
Presnell, Glenn, B, Nebraska 1934-36
Price, Charles, B, Texas A&M 1940-41, 45
Price, Derek, TE, Iowa, 1996
Price, Ernest, DT, Texas A&I 1973-78
Prindle, Mike, K, Western Michigan 1987
Pringle, Alan, K, Rice 1975
Pringle, Mike, DE, North Carolina 1999-
Pritchett, Kelvin, DE, Mississippi 1991-94, 99-
Pureitory, Dave, DE, Eastern Michigan 1943-44
Pyne, Jim, C, Virginia Tech 1998
- Q**
- Quaerna, Jerry, G-T, Michigan 1987
Quintan, Bill, DE, Michigan State 1964
- R**
- Rabb, Warren, QB, LSU 1960
*Rabold, Mike, G, Indiana 1959
Radovich, William, G, USC 1938-41, 45
Ramirez, Tony, T, Northern Colorado 1997-
Ramsey, Derrick, TE, Kentucky 1987
Randolph, Al, DB, Iowa 1972
*Randolph, Clare, C, Indiana 1934-36
Ranspot, Keith, E, SMU 1941
Rasby, Walter, TE, Wake Forest 1998-
Rasley, Rocky, G, Oregon State 1969-73
Rasmussen, Wayne, DB, South Dakota State 1964-73
Raymond, Corey, CB, LSU 1995-97
Reckmack, Raymond, B, Syracuse 1937
Redmond, Rudy, DB, Pacific 1972-73
*Reebing, Lucien, T, Hampton 1963
Reece, Travis, FB, Michigan State 1998-
Reed, Joe, QB, Mississippi State



1974-79

Reese, Ken, B, Alabama 1947
 Reich, Frank, QB, Maryland 1997-98
 Reichow, Jerry, E/QB, Iowa 1956-59
 Rexer, Freeman, E, Tulane 1944
 Reynolds, Robert, T, Stanford 1937-38
 *Rhodes, Bruce, DB, San Francisco State 1978
 Ricardo, Benny, K, San Diego State 1976-79
 Ricca, James, T, Georgetown 1955
 Rice, Ron, S, Eastern Michigan 1995-
 Rich, Randy, DB, New Mexico 1977
 Richards, Curvin, RB, Pittsburg 1993
 Richards, Dave, G, UCLA 1993
 Richards, Perry, E, Detroit 1956
 Richards, Ray, G, Nebraska 1934
 Richins, Aldo, B, Utah 1935
 Rifenberg, Richard, E, Michigan 1950
 Riley, Eugene, TE, Ball State 1991
 Riley, Lee, B, Detroit 1955
 *Richhart, Delbert, C, Colorado 1936-37
 Rivers, Ron, RB, Fresno State 1995-99
 *Robb, Joe, DE, TCU 1968-71
 Roberts, Ray, T, Virginia 1996-
 Robertson, Lake, E, Mississippi 1945
 Robinson, Bo, FB, West Texas State 1979-80
 *Robinson, John, DB, Tennessee State 1966-67
 *Robinson, Junior, DB, East Carolina 1992
 Robison, Shelton, LB, North Carolina 1986-88
 Rockennbach, Lyle, G, Michigan State 1943
 Rodenhauer, Mark, C, Illinois State 1993-94
 Rogas, Daniel, G, Tulane 1951
 Rogers, Reggie, DE, Washington 1987-88
 *Rogers, William, T, Villanova 1938-40
 Roque, Juan, T, Arizona State 1997-
 Roskie, Kenneth, B, East Carolina 1948
 Ross, Tim, LB, Bowling Green 1987
 Rosteck, Ernest, C, (No College) 1944
 *Rote, Tobin, QB, Rice 1957-59
 Rothwell, Fred, C, Kansas State 1974
 Roundtree, Ray, WR, Penn State 1988
 Rouse, Stillman, E, Missouri 1940
 Roussos, Michael, T, Pittsburgh 1949
 Rowe, Robert, B, Colgate 1934
 Royals, Mark, P, Appalachian State 1995-96
 Rubick, Rob, TE, Grand Valley State 1982-88
 Rubino, Anthony, G, Wake Forest 1943-46
 Rush, Jerry, DT, Michigan State 1965-71
 *Russas, Albert, T, Tennessee 1949
 Russell, Kenneth, T, Bowling Green 1957-59
 Russell, Matt, LB, Colorado 1997-99
 Ryan, David, B, Hardin-Simmons 1945-46
 Ryan, Kent, B, Utah State 1938-40
 Rychiec, Tom, E, American 1958
 Ryder, Nick, FB, Miami (Fla.) 1963-64

S

Saleaumua, Dan, NT, Arizona State 1987-88
 Salem, Harvey, G, California 1986-90
 Salsbury, James, G, UCLA 1955-56
 Sanchez, John, T, San Francisco 1947
 Sanders, Barry, RB, Oklahoma State 1989-
 Sanders, Charlie, TE, Minnesota 1968-77
 Sanders, Daryl, T, Ohio State 1963-66
 Sanders, Eric, G/T, Nevada-Reno 1986-92
 Sanders, Ken, DE, Howard-Payne 1972-79
 *Sandifer, Daniel, B, LSU 1950
 Sanzotta Dominic, B, Case Western Reserve 1942, 46
 Sarratt, Charles, B, Oklahoma 1948
 Sarringhaus, Paul, B, Ohio State 1948
 Sarton, Lawrence, G, Fordham 1942,45
 Sasa, Don, DT, Washington State 1998
 Saul, Bill, LB, Penn State 1970
 Schibanoff, Alexander, T, Franklin & Marshall 1942
 Schiechi, John, C, Santa Clara 1942
 Schlesinger, Cory, FB, Nebraska 1995-
 Schmidt, Joseph, LB, Pittsburgh 1953-65
 Schmiesing, Joe, DT, New Mexico State 1972
 *Schneller, John, E, Wisconsin 1934-36
 Scholtz, Bob, C, Notre Dame 1960-64
 Schottel, Ivan, B, NW Missouri State 1946, 48
 Schroll, Charles, B, LSU 1950
 Scott, Clyde, B, Arkansas 1952
 Scott, Fred, WR, Amherst 1978-83
 Scott, Kevin, CB, Stanford 1991-93
 Scott, Perry, E, Muhlenberg 1942
 Scroggins, Tracy, DE, Tulsa 1992-
 Self, Clarence, B, Wisconsin 1950-51
 Seltzer, Harry, B, Morris-Harvey 1942
 Semple, Tony, G, Memphis 1995-
 Sewell, Harley, G, Texas 1953-62
 Sheffield, Chris, DB, Albany State 1967
 *Shepherd, William, B, Western Maryland 1935-40
 Shoals, Roger, T, Maryland, 1965-70
 Siegert, Wayne, T, Illinois 1951
 Sieminski, Chuck, DT, Penn State 1968
 Sigillo, Dominic, T, Xavier 1945
 Simmons, Davie, LB, North Carolina 1980
 *Simmons, John, C, Detroit 1949-50
 Simon, Jim, G/T, Miami (Fla.) 1963-65
 Simonson, Dave, T, Minnesota 1977
 Sims, Billy, RB, Oklahoma 1980-84
 Singer, Curt, T, Tennessee 1988
 Sinkwich, Frank, B, Georgia 1943-44
 *Sirochman, George, G, Duquesne 1944
 Skladany, Tom, P, Ohio State 1978-82
 Slaby, Lou, LB, Pittsburgh 1966
 Sloan, David, TE, New Mexico 1995-
 Sloan, Dwight, B, Arkansas 1939-40
 Small, John, DT, Citadel 1973-74
 Smith, Bobby, DB, UCLA 1965-66
 Smith, Ed, TE, none 1999
 Smith, Harry, T, USC 1940
 Smith, J.D., T, Rice 1964-66
 Smith, J. Robert, HB, Iowa 1949-54
 Smith, Oscar, FB, Nicholls State 1986
 Smith, Ricky, DB, Alabama State 1980-82

Smith, Robert L., B, Texas A&M 1953-54
 Smith, Wayne, DB, Purdue 1980-82
 Sneddon, Robert, B, St. Mary's 1945
 Snell, Ray, G, Wisconsin 1985
 Soboleski, Joseph, T, Michigan 1950
 Sokolosky, John, C, Wayne State 1978
 Souders, Cecil, E, Ohio State 1947-49
 Spangler, Eugene, B, Tulsa 1946
 *Speelman, Harry, T, Michigan State 1940
 Spencer, Oliver, T, Kansas 1953, 56, 59-61
 Speth, George, T, Murray State 1942
 Spicer, Paul, DE, Saginaw Valley State 1999-
 Spielman, Chris, LB, Ohio State 1988-95
 Spindler, Marc, DT, Pittsburgh 1990-94, 97-98
 Stablein, Brian, WR, Ohio State 1998-
 Stacco, Edward, T, Colgate 1947
 Stacy, James, T, Oklahoma 1935-37
 Staggars, Jon, WR, Missouri 1975
 Stanfel, Richard, G, San Francisco 1952-55
 Stanley, Walter, WR, Mesa College 1989
 Starring, Stephen, WR, McNeese State 1988
 Steele, Chuck, C, California 1987
 *Steen, James T, Syracuse 1935-36
 Steffen, Jim, B, UCLA 1959-60
 Stephens, Hal, DE, E. Carolina 1985
 Stevenson, Mark, C/G, Western Illinois 1985
 Stewart, Jim, DB, Tulsa 1979
 Stewart, Ryan, S, Georgia Tech 1996-
 Stills, William, B, UCLA 1954-56
 Stocz, Eric, TE, Westminster (Pa.) 1996-97
 *Stokes, Lee, C, Centenary 1937-39
 Stovall, Richard, C, Abilene Christian 1947-48
 Stradford, Troy, RB, Boston College 1992
 Strauthers, Tom, DE, Jackson State 1988
 Strenger, Rich, T, Michigan 1983-87
 Stringfellow, Joseph, E, Mississippi Southern 1942
 Stuart, Roy, T, Tulsa 1943
 Studstill, Pat, WR, Houston 1961-67
 Susic, Stephen, B, Illinois 1947-48
 Sugar, Leo, E, Purdue 1962
 Sully, Ivory, DB, Delaware 1987
 Sumler, Tony, DB, Wichita State 1978
 Summers, Wilbur, Louisville 1977
 Summerrall, Pat, E, Arkansas 1952
 Sunter, Ian, K (No College) 1976
 Supernaw, Kywin, S, Indiana 1988-
 Swain, Bill, LB, Oregon 1968-69
 Sweetan, Karl, QB, Wake Forest 1966-67
 *Swiacki, William, E, Columbia 1951-52
 Swider, Larry, P, Pittsburgh 1979
 Swilling, Pat, LB, Georgia Tech 1993-94
 Szakash, Paul, B, Montana 1938-42
 *Szymanski, Frank, C, Notre Dame 1945-47

T

Talton, Ty, S, Northern Iowa 1999-
 Tassos, Damon, G, Texas A&M 1945-46
 Tatarek, Bob, DT, Miami (Oh.) 1972
 Tautolo, Terry, LB, UCLA 1981-82, 84

HISTORY

Taylor, Altie, RB, Ulah State 1969-76
 Taylor, Henry, DT, South Carolina 1998
 Taylor, Terry, CB, Southern Illinois 1989-91

Teal, Jim, LB, Purdue 1973
 Terry, Larry, C, Wake Forest 1978-79
 Ten Napel, Garth, LB, Texas A&M 1976-77

Tennell, Derrick, TE, UCLA, 1991
 Terry, Nat, DB, Florida State 1978
 Tharpe, Larry, T, Tennessee State 1992-94, 97-98

Thomas, Bob, K, Notre Dame 1982
 Thomas, Broderick, LB, Nebraska 1994
 *Thomas, Calvin, G, Tulsa 1939-40
 Thomas, Corey, WR, Duke 1998
 Thomas, Henry, DT, LSU 1995-96
 Thomas, Marvin, DE, Memphis 1998

*Thomas, Russell, T, Ohio State 1946-49
 Thomason, James, B, Texas A&M 1945
 Thompson, Bobby, RB, Oklahoma 1975-76
 Thompson, Bobby L., DB, Arizona 1964-68

Thompson, Dave, C, Clemson 1971-73
 Thompson, Jesse, WR, California 1978-81
 Thompson, Leonard, WR, Oklahoma State 1975-86

Thompson, Marty, TE, Fresno State 1993
 Thompson, Robert, LB, Michigan 1987
 Thompson, Vince, RB, Villanova 1981-83
 Thrower, Jim, DB, East Texas State 1973-75

Thuerk, Owen, E, St. Joseph (Ind.) 1941
 Tillison, Ed, RB, NW Missouri State 1992
 Todd, Jim, HB, Ball State 1966
 Tolle, Stuart, NT, Bowling Green 1987

Tomasetti, Louis, B, Bucknell 1941
 *Tonelli, Anthony, C, USC 1939
 Topor, Ted, LB, Michigan 1955
 Torgeson, LaVern, C, Washington State 1951-54

*Tracy, Thomas, B, Tennessee 1956-57
 Travis, Mack, NT, California 1993
 Treadway, John, T, Hardin-Simmons 1949

Trebolich, Ivan, B, St. Mary's 1944-45
 Tressa, Thomas, G, Davis-Elkins 1942
 Triplett, Bill, RB, Miami (Oh.) 1968-72
 Triplett, Wallace, B, Penn State 1949-50
 Tripson, John, T, Mississippi State 1941

Tripucka, Frank, QB, Notre Dame 1949
 Truvillion, Eric, WR, Florida A&M 1987
 Tsoutsouvas, John, C, Stanford 1940
 Tuinei, Tom, DT, Hawaii 1980
 Tully, Darrell, B, East Texas Teachers 1939

Turner, Harold, E, Tennessee State 1954
 Turner, Vernon, WR, Carson-Newman 1993, 95
 Turnure, Tom, C/G, Washington 1980-83, 85-86

Tyler, Maurice, Morgan State 1976

U

Uremovich, Emil, T, Indiana 1941-42, 45-46
 Utley, Michael, G, Washington State 1989-91

Uwaezuoke, Iheanyi, WR, California 1999

V

Van Horn, Doug, G, Ohio State 1966
 Vanhorne, Sean, CB, Howard 1995
 Van Tone, Arthur, B, Southern Mississippi 1943-45

*Vanzo, Frederick, B, Northwestern 1938-41

Vardell, Tommy, FB, Stanford 1997-98
 Vargo, Larry, E, Detroit 1963

*Vaughan, Charles, B, Tennessee 1935
 Vaughn, Tom, DB, Iowa State 1965-71
 *Vezmar, Walter, T, Michigan State 1946-47

W

*Wagner, Sidney, G, Michigan State 1936-38

Wagoner, Dan, DB, Kansas 1982-84
 Waldroup, Kerwin, DE, Central State (Oh.) 1996-98
 *Walker, Doak, B, SMU 1950-55
 Walker, Wayne, LB, Idaho 1958-72

Walker, Willie, WR, Tennessee State 1966
 Walters, Rod, G, Iowa 1979
 *Walton, Chuck, G, Iowa State 1967-74

Walton, Larry, WR, Arizona State 1969-76
 *Ward, Elmer, C, Utah State 1935-36
 Ward, Paul, C, Whitworth 1961-62
 Ward, William, G, Washington State 1947-49

Ware, Andre, QB, Houston 1990-93
 Warne, Jim, T, Arizona State 1987
 Washington, Dave, LB, Alcorn State 1978-79

Washington, Gene, WR, Stanford 1979
 Washington, Keith, DE, UNLV 1996
 Watkins, Bobby, DB, Southwest Texas State 1982-88

Watkins, Larry, RB, Alcorn A&M 1969
 Watkins, Tom, HB, Iowa State 1962-67
 Watson, Joseph, C, Rice 1950
 Watt, Joseph, B, Syracuse 1947-48

*Weatherall, Jim, T, Oklahoma 1959-60
 Weaver, Charlie, LB, USC 1971-81
 Weaver, Herman, P, Tennessee 1970-76
 Webb, Ken, HB, Presbyterian 1958-62

Weber, Richard, B, St. Louis 1945
 Welch, Herb, S, UCLA 1990-91
 Weger, Mike, DB, Bowling Green 1967-75

*Weiss, Howard, B, Wisconsin 1939-40
 Welch, Jim, RB, SMU 1968
 Wells, Mike, DE, Iowa 1994-97
 Wells, Warren, E, Texas Southern 1964

West, Charlie, DB, UTEP 1974-77
 Westbrook, Bryant, CB, Texas 1997-
 Wester, Cleve, RB, Concordia 1987

*Westfall, Robert, B, Michigan 1944-47
 *Wetterlund, Chet, B, Illinois Wesleyan 1942

Wheeler, Mark, TE, Kentucky 1987
 White, Bryon, B, Colorado 1940-41
 White, Daryl, G, Nebraska 1974
 White, Sheldon, CB, Miami (Oh.) 1990-92

White, Stan, LB, Ohio State 1980-82

White, Wilbur, HB, Colorado A&M 1936
 White, William, S, Ohio State 1988-93
 Whited, Mike, T, Pacific 1980

Whitlow, Bob, C/G, Arizona 1961-65
 Whitsell, Dave, DB, Indiana 1958-60
 Wiatrak, John, C, Washington 1939

Wickert, Tom, T, Washington State 1977
 Wickett, Lloyd, T, Oregon State 1943, 46
 Widell, Doug, G, Boston College 1994-95
 *Wiese, Robert, B, Michigan 1947-48

Wiethe, John, G, Xavier 1939-42
 Wilder, James, RB, Missouri 1990
 Williams, Allen, RB, Maryland 1995
 Williams, Bobby, DB, Central State (Okla.) 1969-71

Williams, Eric M., DT, Washington State 1984-89
 Williams, Eric T., DB, North Carolina State 1967

Williams, Gardner, DB, St. Mary's 1984
 Williams, Jimmy, LB, Nebraska 1982-90
 Williams, Michael, WR, Northeastern 1969

Williams, Ray, WR, Washington State 1980
 Williams, Rex, C, Texas Tech 1945
 Williams, Sam, DE, Michigan State 1960-65

Williams, Scott, FB, Georgia 1986-88
 Williams, Walt, DB, New Mexico State 1977-81
 Wilson, Camp, B, Tulsa 1946-49

Winkler, Randy, T, Tarleton State 1967
 Winslow, Robert, E, USC 1940
 Witkowski, John, QB, Columbia 1984, 88
 Witte, Mark, TE, North Texas State 1987

Woit, Richard, B, Arkansas State 1955
 *Wojechowicz, Alex, C, Fordham 1938-46
 Womack, Bruce, G, West Texas State 1951

*Woodcock, John, DT, Hawaii 1976-80
 Woodley, Richard, CB, Texas Christian 1996
 Woods, Jerry, DB, Northern Michigan 1989

Woods, Larry, DT, Tennessee State 1971-72
 Woods, Robert, WR, Grambling 1979
 Woolfolk, Butch, RB, Michigan 1987-88

Wright, John, WR, Illinois 1969
 Wyatt, Doug, DB, Tulsa 1973-74
 Wyche, Sam, QB, Furman 1974

Y

Yarbrough, Jim, T, Florida 1969-77
 Yepremian, Garo, K, (No College) 1966-67
 Young, Adrian, LB, USC 1972
 Yowarsky, Walter, E, Kentucky 1955

Z

Zatkoff, Roger, G, Michigan 1957-58
 Zawadzkas, Jerry, E, Columbia 1967
 *Zimmerman, Leroy, B, San Jose State 1947

Zofko, Mickey, RB, Auburn 1971-74
 Zuzzio, Anthony, G, Muhlenberg 1942
 (* deceased)



Lions' Monday Night Games

Date	Opponent	Score	Date	Opponent	Score
10-5-70	CHICAGO	W, 28-14	12-5-83	MINNESOTA	W, 13-2
12-14-70	at L.A. Rams	W, 28-23	12-10-84	L.A. RAIDERS	L, 3-24
9-20-71	MINNESOTA	L, 13-16	12-15-86	CHICAGO	L, 13-16
11-1-71	at Green Bay	T, 14-14	12-10-90	L.A. RAIDERS	L, 31-38
10-16-72	GREEN BAY	L, 23-24	12-28-92	at San Francisco	L, 6-24
10-30-72	at Dallas	L, 24-28	9-19-94	at Dallas	W(OT), 20-17
10-1-73	ATLANTA	W, 31-6	9-25-95	SAN FRANCISCO	W, 27-24
10-14-74	SAN FRANCISCO	W, 17-13	12-4-95	CHICAGO	W, 27-7
10-6-75	DALLAS	L, 10-36	11-11-96	at San Diego	L, 21-27
10-19-81	CHICAGO	W, 48-17	12-23-96	at San Francisco	L, 14-24
12-6-82	N.Y. JETS	L, 13-28	9-28-98	TAMPA BAY	W, 27-6
11-7-83	N.Y. GIANTS	W, 15-9	12-14-98	at San Francisco	L, 13-35

Monday Night Totals

	Games	W	L	T	Pct.
Home	16	9	7	0	.563
<i>Silverdome</i>	11	6	5	0	.545
<i>Tiger Stadium</i>	5	3	2	0	.600
Road	8	2	5	1	.250
Total	24	11	12	1	.458

Lions' Monday Night Records vs. Opponents

Team	Games	W	L	T	Pct.	Home	Away	Silverdome	Tiger Stadium
Atlanta Falcons	1	1	0	0	1.000	1-0-0	0-0-0	0-0-0	1-0-0
Chicago Bears	4	3	1	0	.750	3-1-0	0-0-0	2-1-0	1-0-0
Dallas Cowboys	3	1	2	0	.333	0-1-0	1-1-0	0-1-0	0-0-0
Green Bay Packers	2	0	1	1	.250	0-1-0	0-0-1	0-0-0	0-1-0
Minnesota Vikings	2	1	1	0	.500	1-1-0	0-0-0	1-0-0	0-1-0
New York Giants	1	1	0	0	1.000	1-0-0	0-0-0	1-0-0	0-0-0
New York Jets	1	0	1	0	.000	0-1-0	0-0-0	0-1-0	0-0-0
Oakland Raiders	2	0	2	0	.000	0-2-0	0-0-0	0-2-0	0-0-0
St. Louis Rams	1	1	0	0	1.000	0-0-0	1-0-0	0-0-0	0-0-0
San Diego Chargers	1	0	1	0	.000	0-0-0	0-1-0	0-0-0	0-0-0
San Francisco 49ers	5	2	3	0	.400	2-0-0	0-3-0	1-0-0	1-0-0
Tampa Bay Buccaneers	1	0	0	0	1.000	1-0-0	0-0-0	1-0-0	0-0-0
Totals	24	11	12	1	.479	9-7-0	2-5-1	6-5-0	3-2-0

Lions' Overtime Games

Date	Opponent	Score	Winning Scoring Play (Elapsed Time)
11-23-75	at Kansas City	L, 21-24	Jan Stenerud, 26-yd. FG (6:44)
11-27-80	CHICAGO	L, 17-23	Dave Williams, 95-yd KO return (0:21)
11-20-83	at Green Bay (Mil.)	W, 23-20	Eddie Murray, 37-yd. FG (8:30)
9-9-84	at Atlanta	W, 27-24	Eddie Murray, 48-yd. FG (5:06)
10-14-84	TAMPA BAY	W, 13-7	Leonard Thompson 37-yd. pass from Gary Danielson (4:34)
11-4-84	PHILADELPHIA	T, 23-23	
11-24-85	at Tampa Bay	L, 16-19	Donald Igwebuike, 24-yd. FG (12:31)
10-11-87	at Green Bay	W, 19-16	Mike Prindle, 31-yd. FG (12:26)
10-30-88	N.Y. GIANTS	L, 10-13	Paul McFadden, 33-yd. FG (0:55)
10-29-89	at Green Bay (Mil.)	L, 20-23	Chris Jacke, 38-yd. FG (2:14)
11-4-90	WASHINGTON	L, 38-41	Chip Lohmiller, 34-yd. FG (9:10)
12-2-90	at Chicago	L, 17-23	Neal Anderson 50-yd. pass from Jim Harbaugh (10:57)
12-22-91	at Buffalo	W, 17-14	Eddie Murray, 21-yd. FG (4:23)
9-12-93	at New England	W, 19-16	Jason Hanson, 38-yd. FG (3:56)
9-4-94	ATLANTA	W, 31-28	Jason Hanson, 37-yd. FG (5:14)
9-19-94	at Dallas	W, 20-17	Jason Hanson, 44-yd. FG (14:33)
10-30-94	at N.Y. Giants	W, 28-25	Jason Hanson, 24-yd. FG (6:43)
10-22-95	at Washington	L, 30-36	Darrell Green 7-yd. interception return (11:19)
10-19-97	N. Y. GIANTS	L, 20-26	Cris Calloway 68-yd. pass from Danny Kanell (1:40)
9-13-98	CINCINNATI	L, 28-34	Corey Sawyer 53-yd. interception return (12:54)
11-26-98	PITTSBURGH	W, 19-16	Jason Hanson, 42-yd. FG (12:08)

Lions' Overtime Games


	Games	W	L	T	Pct.
Home	9	3	5	1	.333
Away	12	7	5	0	.583
Total	21	10	10	1	.476

How The Games Ended

Result	Games	FG	Pass	Run	Int.	KORet.
Win	10	9	1	0	0	0
Loss	10	5	2	0	2	1
Tie	1	-	-	-	-	-
Totals	21	14	3	0	2	1

Lions' Overtime Streaks

- Longest Winning Streak: 5
- Longest Losing Streak: 4
- Longest Home Winning Streak: 1
- Longest Home Losing Streak: 2
- Longest Road Winning Streak: 4
- Longest Road Losing Streak: 2



Kick Off With Special Offers From Avis.

It's our goal at Avis to provide our fans with great rates, quality service and lots of winning offers. This football season, you can enjoy a super lineup of savings:

- **10% Off Weekend/Weekly Rates** in the contiguous U.S.
- **25% Off Canadian Rates** ■ **10% Off International Rates**

To request your discount, give the Avis Reservation Sales Agent your special Avis Worldwide Discount (AWD) number: **B845900** when you reserve your car.

So get on the winning team. For information and reservations, call your travel consultant or Avis toll-free at **1-800-331-1212** in the US or call the location nearest you.


Rates and discounts are available at participating Avis locations. Discounts applied to the time and mileage/kilometers portion of the rental charge. Discounts may not be available on all rates at all times and may not be available during holiday and blackout periods. An advance reservation is required and cars are subject to availability. May not be used in conjunction with any other discount, offer or coupon. There may be a per-mile charge for miles in excess of the mileage allowance. Taxes, local government surcharges, vehicle licensing fee no higher than \$1.85/day in CA, airport recoupment fee up to 12% at some locations and optional items, such as LDW, additional driver fee and fuel survice are extra. Renter must meet Avis age, driver and credit requirements. Minimum age is 25 but may vary by location and country.

Reserve your car online at www.avis.com

Avis features GM cars.

©1998 Wizard Co., Inc.





This & That



The Pontiac Silverdome

The Pontiac Silverdome has been the Detroit Lions' home since 1975. During the past 25 years, the building has hosted several premier events. A freak, late-winter snowstorm on March 4, 1985 caused extensive structural damage to the roof, however, a new canvas and steel-girder reinforced roof was added between March and June of 1985.

The Silverdome has the largest seating capacity (at 80,311) among NFL stadiums. The air-supported and cable-restrained facility is the largest of its kind in the world and is the first successful example of a fiberglass fabric roof system.

Since a 27-24 preseason game victory over the Kansas City Chiefs on Aug. 23, 1975, the Lions have played 247 games in the Silverdome after moving from their former home at Tiger Stadium in downtown Detroit. The Dallas Cowboys defeated the Lions, 36-10, in the first regular-season game in the building on October 6, 1975. The Lions have posted a 140-105-2 overall record in Pontiac, including a 110-82-1 mark in regular season games (.573 winning percentage). On January 5, 1992, the Lions defeated the Dallas Cowboys, 38-6, in the first playoff game held at the Silverdome. The victory capped an

undefeated home season for the Lions as they finished a perfect 9-0 in games played in the Silverdome.

Though the Silverdome is the Lions' home, the Cincinnati Bengals and the San Francisco 49ers made NFL history in the building. On January 24, 1982, the 49ers defeated the Bengals, 26-21, before a crowd of 81,270 in Super Bowl XVI — the first Super Bowl ever played in a northern U.S. city.

During the summer of 1994, the Silverdome was the site of the first World Cup Soccer match ever played in a domed stadium. New ground was broken as natural grass was brought into the Silverdome for four soccer matches.

The Silverdome was built at a cost of \$55.7 million. It was occupied in just 23 months, on time and within budget, from its ground breaking on September 19, 1973. During the roof's reconstruction in 1985, the Teflon-coated fiberglass panels that span the roof (100 in all) were completely replaced, and several structural modifications and safety improvements also were accomplished. The roof was re-inflated by workmen on May 30, 1985.

Silverdome Attendance

Regular Season Games	Year	Games	Attendance	Average	Sellouts
	1975	7	548,159	78,308	3
	1976	7	511,586	73,084	2
	1977	7	490,584	70,083	2
	1978	8	522,189	65,274	1
	1979	8	548,640	68,580	0
	1980*	8	644,904	80,613	5
	1981*	8	621,674	77,709	6
	1982	5	372,647	74,529	0
	1983	8	576,132	72,017	3
	1984	8	514,048	64,256	0
	1985	8	547,385	68,423	2
	1986	8	482,635	60,329	1
	1987	7	265,751	37,964	0
	1988	8	345,613	43,202	0
	1989	8	428,214	53,527	0
	1990	8	548,907	68,613	1
	1991	8	517,907	64,738	2
	1992	8	554,160	69,270	1
	1993	8	559,748	69,969	2
	1994	8	579,579	72,447	5
	1995	8	604,161	75,520	5
	1996	8	534,089	66,761	2
	1997	8	554,898	69,362	3
	1998	8	571,416	71,427	3
	1999	8	579,314	72,414	6
	TOTALS	193	13,024,340	67,484	55

*Lead League

Postseason Attendance

Date	Opponent	Attendance	Result
2-5-92#	Dallas	79,835	W, 38-6
1-8-94	Green Bay	68,479	L, 24-28

Sellout

Top 20 Regular Season Crowds

(All at Pontiac Silverdome — Actual In-House Crowds)

Attendance	Opponent	Date
1. 80,444	vs. Tampa Bay	12-20-81*
2. 80,291	vs. Minnesota	9-28-80*
3. 80,027	vs. St. Louis	9-21-80
4. 79,784	vs. Dallas	10-6-75*
5. 79,694	vs. Dallas	11-15-81*
6. 79,428	vs. Minnesota	12-12-81*
7. 79,361	vs. New York Jets	12-6-82
8. 79,169	vs. Minnesota	12-5-83*
9. 78,879	vs. Chicago	11-28-91*
10. 78,845	vs. San Francisco	11-2-80*
11. 78,685	vs. Minnesota	12-9-78*
12. 78,452	vs. Minnesota	12-17-77*
13. 78,452	vs. Green Bay	10-16-77*
14. 78,392	vs. Tampa Bay	12-18-83*
15. 78,147	vs. New Orleans	10-12-80*
16. 78,139	vs. Pittsburgh	11-26-98*
17. 78,110	vs. Green Bay	9-28-87*
18. 78,087	vs. Miami	12-9-79
19. 78,042	vs. Chicago	11-21-76*
20. 77,932	vs. Green Bay	10-15-98*

*Sellout

+Televised locally

Notes:

• In the 56 Silverdome sellouts, which includes postseason games, Detroit has a record of 40-16 (.714).

• During the 1990s, the Lions boasted a 23-8 record (.741), which includes the 38-6 playoff win against the Dallas Cowboys January 5, 1992, in games played in front of sold-out Silverdome crowds.

2000 NFL Schedule

(All Times Local)

FIRST WEEKEND

(OPEN DATE: CINCINNATI)

SUNDAY, SEPTEMBER 3

1. ARIZONA AT NEW YORK GIANTS	1:00
2. BALTIMORE AT PITTSBURGH	1:00
3. CAROLINA AT WASHINGTON	1:00
4. CHICAGO AT MINNESOTA	12:00
5. DETROIT AT NEW ORLEANS	12:00
6. INDIANAPOLIS AT KANSAS CITY	12:00
7. JACKSONVILLE AT CLEVELAND	1:00
8. NEW YORK JETS AT GREEN BAY	3:15
9. PHILADELPHIA AT DALLAS	3:05
10. SAN DIEGO AT OAKLAND	1:15
11. SAN FRANCISCO AT ATLANTA	1:00
12. SEATTLE AT MIAMI	4:15p
13. TAMPA BAY AT NEW ENGLAND	1:00

SUNDAY NIGHT, SEPTEMBER 3

14. TENNESSEE AT BUFFALO	8:35
--------------------------------	------

MONDAY, SEPTEMBER 4

15. DENVER AT ST. LOUIS	8:00
-------------------------------	------

SECOND WEEKEND

(OPEN DATE: PITTSBURGH)

SUNDAY, SEPTEMBER 10

16. ATLANTA AT DENVER	2:15
17. CAROLINA AT SAN FRANCISCO	1:15
18. CHICAGO AT TAMPA BAY	1:00
19. CLEVELAND AT CINCINNATI	1:00
20. GREEN BAY AT BUFFALO	1:00
21. JACKSONVILLE AT BALTIMORE	1:00
22. KANSAS CITY AT TENNESSEE	12:00
23. MIAMI AT MINNESOTA	12:00
24. NEW ORLEANS AT SAN DIEGO	1:15
25. NEW YORK GIANTS AT PHILADELPHIA	1:00
26. OAKLAND AT INDIANAPOLIS	12:00
27. ST. LOUIS AT SEATTLE	1:15
28. WASHINGTON AT DETROIT	4:15

SUNDAY NIGHT, SEPTEMBER 10

29. DALLAS AT ARIZONA	5:35
-----------------------------	------

MONDAY, SEPTEMBER 11

30. NEW ENGLAND AT NEW YORK JETS	9:00
--	------

THIRD WEEKEND

(OPEN DATES: ARIZONA, TENNESSEE, INDIANAPOLIS)

SUNDAY, SEPTEMBER 17

31. ATLANTA AT CAROLINA	1:00
32. BUFFALO AT NEW YORK JETS	1:00
33. CINCINNATI AT JACKSONVILLE	1:00
34. DENVER AT OAKLAND	1:05
35. MINNESOTA AT NEW ENGLAND	4:15
36. NEW ORLEANS AT SEATTLE	1:15
37. NEW YORK GIANTS AT CHICAGO	3:15
38. PHILADELPHIA AT GREEN BAY	12:00
39. PITTSBURGH AT CLEVELAND	1:00

40. SAN DIEGO AT KANSAS CITY	12:00
41. SAN FRANCISCO AT ST. LOUIS	12:00
42. TAMPA BAY AT DETROIT	1:00

SUNDAY NIGHT, SEPTEMBER 17

43. BALTIMORE AT MIAMI	8:35
------------------------------	------

MONDAY, SEPTEMBER 18

44. DALLAS AT WASHINGTON	9:00
--------------------------------	------

FOURTH WEEKEND

(OPEN DATES: BUFFALO, CAROLINA, MINNESOTA)

SUNDAY, SEPTEMBER 24

45. CINCINNATI AT BALTIMORE	1:00
46. CLEVELAND AT OAKLAND	1:15
47. DETROIT AT CHICAGO	12:00
48. GREEN BAY AT ARIZONA	1:05
49. KANSAS CITY AT DENVER	2:15
50. NEW ENGLAND AT MIAMI	1:00
51. NEW YORK JETS AT TAMPA BAY	4:15
52. PHILADELPHIA AT NEW ORLEANS	12:0
53. ST. LOUIS AT ATLANTA	1:00
54. SAN FRANCISCO AT DALLAS	12:00
55. SEATTLE AT SAN DIEGO	1:15
56. TENNESSEE AT PITTSBURGH	1:00

SUNDAY NIGHT, SEPTEMBER 24

57. WASHINGTON AT NEW YORK GIANTS	8:35
---	------

MONDAY, SEPTEMBER 25

58. JACKSONVILLE AT INDIANAPOLIS	8:00
--	------

FIFTH WEEKEND

(OPEN DATES: NEW ORLEANS, NEW YORK JETS, OAKLAND)

SUNDAY, OCTOBER 1

59. ARIZONA AT SAN FRANCISCO	1:15
60. BALTIMORE AT CLEVELAND	1:00
61. CHICAGO AT GREEN BAY	3:15
62. DALLAS AT CAROLINA	1:00
63. INDIANAPOLIS AT BUFFALO	1:00
64. MIAMI AT CINCINNATI	4:05
65. MINNESOTA AT DETROIT	1:00
66. NEW ENGLAND AT DENVER	2:05
67. NEW YORK GIANTS AT TENNESSEE	12:00
68. PITTSBURGH AT JACKSONVILLE	1:00
69. SAN DIEGO AT ST. LOUIS	12:00
70. TAMPA BAY AT WASHINGTON	4:15

SUNDAY NIGHT, OCTOBER 1

71. ATLANTA AT PHILADELPHIA	8:35
-----------------------------------	------

MONDAY, OCTOBER 2

72. SEATTLE AT KANSAS CITY	8:00
----------------------------------	------



SIXTH WEEKEND

(OPEN DATES: DALLAS, KANSAS CITY, ST. LOUIS)

SUNDAY, OCTOBER 8

73. BUFFALO AT MIAMI	1:00
74. CLEVELAND AT ARIZONA	1:15
75. DENVER AT SAN DIEGO	1:15
76. GREEN BAY AT DETROIT	1:00
77. INDIANAPOLIS AT NEW ENGLAND	1:00
78. NEW ORLEANS AT CHICAGO	12:00
79. NEW YORK GIANTS AT ATLANTA	4:05
80. OAKLAND AT SAN FRANCISCO	1:15
81. PITTSBURGH AT NEW YORK JETS	1:00
82. SEATTLE AT CAROLINA	4:15
83. TENNESSEE AT CINCINNATI	1:00
84. WASHINGTON AT PHILADELPHIA	1:00

SUNDAY NIGHT, OCTOBER 8

85. BALTIMORE AT JACKSONVILLE	8:35
-------------------------------------	------

MONDAY, OCTOBER 9

86. TAMPA BAY AT MINNESOTA	8:00
----------------------------------	------

SEVENTH WEEKEND

(OPEN DATES: DETROIT, MIAMI, TAMPA BAY)

SUNDAY, OCTOBER 15

87. ATLANTA AT ST. LOUIS	12:00
88. BALTIMORE AT WASHINGTON	1:00
89. CAROLINA AT NEW ORLEANS	12:00
90. CINCINNATI AT PITTSBURGH	1:00
91. CLEVELAND AT DENVER	2:05
92. DALLAS AT NEW YORK GIANTS	1:00
93. INDIANAPOLIS AT SEATTLE	1:05
94. NEW YORK JETS AT NEW ENGLAND	4:05
95. OAKLAND AT KANSAS CITY	12:00
96. PHILADELPHIA AT ARIZONA	1:15
97. SAN DIEGO AT BUFFALO	1:00
98. SAN FRANCISCO AT GREEN BAY	3:15

SUNDAY NIGHT, OCTOBER 15

99. MINNESOTA AT CHICAGO	7:35
--------------------------------	------

MONDAY, OCTOBER 16

100. JACKSONVILLE AT TENNESSEE	8:00
--------------------------------------	------

EIGHTH WEEKEND

(OPEN DATES: GREEN BAY, NEW YORK GIANTS,

SAN DIEGO)

THURSDAY, OCTOBER 19

101. DETROIT AT TAMPA BAY	8:35
---------------------------------	------

SUNDAY, OCTOBER 22

102. ARIZONA AT DALLAS	12:00
103. BUFFALO AT MINNESOTA	12:00
104. CHICAGO AT PHILADELPHIA	1:00
105. CLEVELAND AT PITTSBURGH	1:00
106. DENVER AT CINCINNATI	1:00
107. NEW ENGLAND AT INDIANAPOLIS	12:00
108. NEW ORLEANS AT ATLANTA	1:00
109. ST. LOUIS AT KANSAS CITY	12:00
110. SAN FRANCISCO AT CAROLINA	1:00
111. SEATTLE AT OAKLAND	1:05
112. TENNESSEE AT BALTIMORE	1:00

113. WASHINGTON AT JACKSONVILLE	4:15
---------------------------------------	------

MONDAY, OCTOBER 23

114. MIAMI AT NEW YORK JETS	9:00
-----------------------------------	------

NINTH WEEKEND

(OPEN DATES: CHICAGO, DENVER, NEW ENGLAND)

SUNDAY, OCTOBER 29

115. CAROLINA AT ATLANTA	1:00
116. CINCINNATI AT CLEVELAND	1:00
117. DETROIT AT INDIANAPOLIS	1:00
118. GREEN BAY AT MIAMI	1:00
119. JACKSONVILLE AT DALLAS	3:15
120. KANSAS CITY AT SEATTLE	1:15
121. MINNESOTA AT TAMPA BAY	1:00
122. NEW ORLEANS AT ARIZONA	2:05
123. NEW YORK JETS AT BUFFALO	1:00
124. PHILADELPHIA AT NEW YORK GIANTS	4:05
125. PITTSBURGH AT BALTIMORE	1:00
126. ST. LOUIS AT SAN FRANCISCO	1:05

SUNDAY NIGHT, OCTOBER 29

127. OAKLAND AT SAN DIEGO	5:35
---------------------------------	------

MONDAY, OCTOBER 30

128. TENNESSEE AT WASHINGTON	9:00
------------------------------------	------

TENTH WEEKEND

SUNDAY, NOVEMBER 5

(OPEN DATE: JACKSONVILLE)

129. BALTIMORE AT CINCINNATI	1:00
130. BUFFALO AT NEW ENGLAND	1:00
131. DALLAS AT PHILADELPHIA	1:00
132. DENVER AT NEW YORK JETS	4:15
133. INDIANAPOLIS AT CHICAGO	12:00
134. KANSAS CITY AT OAKLAND	1:15
135. MIAMI AT DETROIT	1:00
136. NEW YORK GIANTS AT CLEVELAND	1:00
137. PITTSBURGH AT TENNESSEE	12:00
138. SAN DIEGO AT SEATTLE	1:15
139. SAN FRANCISCO AT NEW ORLEANS	12:00
140. TAMPA BAY AT ATLANTA	1:00
141. WASHINGTON AT ARIZONA	2:05

SUNDAY NIGHT, NOVEMBER 5

142. CAROLINA AT ST. LOUIS	7:35
----------------------------------	------

MONDAY, NOVEMBER 6

143. MINNESOTA AT GREEN BAY	8:00
-----------------------------------	------

ELEVENTH WEEKEND

(OPEN DATE: WASHINGTON)

SUNDAY, NOVEMBER 12

144. ARIZONA AT MINNESOTA	12:00
145. ATLANTA AT DETROIT	1:00
146. BALTIMORE AT TENNESSEE	12:00
147. CHICAGO AT BUFFALO	1:00
148. CINCINNATI AT DALLAS	12:00
149. GREEN BAY AT TAMPA BAY	4:15
150. KANSAS CITY AT SAN FRANCISCO	1:05
151. MIAMI AT SAN DIEGO	1:05

THIS & THAT

152. NEW ENGLAND AT CLEVELAND	1:00
153. NEW ORLEANS AT CAROLINA	1:00
154. PHILADELPHIA AT PITTSBURGH	1:00
155. ST. LOUIS AT NEW YORK GIANTS.....	4:15
156. SEATTLE AT JACKSONVILLE	1:00

SUNDAY NIGHT, NOVEMBER 12

157. NEW YORK JETS AT INDIANAPOLIS	8:35
--	------

MONDAY, NOVEMBER 13

158. OAKLAND AT DENVER	7:00
------------------------------	------

TWELFTH WEEKEND

(OPEN DATE: SEATTLE)

SUNDAY, NOVEMBER 19

159. ARIZONA AT PHILADELPHIA	1:00
160. ATLANTA AT SAN FRANCISCO	1:15
161. BUFFALO AT KANSAS CITY	12:00
162. CAROLINA AT MINNESOTA	12:00
163. CINCINNATI AT NEW ENGLAND	1:00
164. CLEVELAND AT TENNESSEE	12:00
165. DALLAS AT BALTIMORE	4:15
166. DETROIT AT NEW YORK GIANTS	1:00
167. INDIANAPOLIS AT GREEN BAY	12:00
168. NEW YORK JETS AT MIAMI	4:05
169. OAKLAND AT NEW ORLEANS	12:00
170. SAN DIEGO AT DENVER	2:05
171. TAMPA BAY AT CHICAGO	12:00

SUNDAY NIGHT, NOVEMBER 19

172. JACKSONVILLE AT PITTSBURGH.....	8:35
--------------------------------------	------

MONDAY, NOVEMBER 20

173. WASHINGTON AT ST. LOUIS	8:00
------------------------------------	------

THIRTEENTH WEEKEND

(OPEN DATE: SAN FRANCISCO)

THURSDAY, NOVEMBER 23

174. MINNESOTA AT DALLAS	3:05
175. NEW ENGLAND AT DETROIT	12:30

SUNDAY, NOVEMBER 26

176. ATLANTA AT OAKLAND	1:05
177. BUFFALO AT TAMPA BAY	1:00
178. CHICAGO AT NEW YORK JETS	1:00
179. CLEVELAND AT BALTIMORE	1:00
180. DENVER AT SEATTLE.....	1:15
181. KANSAS CITY AT SAN DIEGO	1:15
182. MIAMI AT INDIANAPOLIS	1:00
183. NEW ORLEANS AT ST. LOUIS	12:00
184. PHILADELPHIA AT WASHINGTON	1:00
185. PITTSBURGH AT CINCINNATI	1:00
186. TENNESSEE AT JACKSONVILLE	4:15

SUNDAY NIGHT, NOVEMBER 26

187. NEW YORK GIANTS AT ARIZONA.....	6:35
--------------------------------------	------

MONDAY, NOVEMBER 27

188. GREEN BAY AT CAROLINA	9:00
----------------------------------	------

FOURTEENTH WEEKEND

(OPEN DATE: BALTIMORE)

THURSDAY, NOVEMBER 30

189. DETROIT AT MINNESOTA	7:35
---------------------------------	------

SUNDAY, DECEMBER 3

190. ARIZONA AT CINCINNATI	1:00
191. CLEVELAND AT JACKSONVILLE	4:15
192. DALLAS AT TAMPA BAY	1:00
193. DENVER AT NEW ORLEANS	12:00
194. INDIANAPOLIS AT NEW YORK JETS	4:15
195. MIAMI AT BUFFALO.....	1:00
196. NEW YORK GIANTS AT WASHINGTON.....	1:00
197. OAKLAND AT PITTSBURGH	1:00
198. ST. LOUIS AT CAROLINA	1:00
199. SAN FRANCISCO AT SAN DIEGO	1:05
200. SEATTLE AT ATLANTA	1:00
201. TENNESSEE AT PHILADELPHIA	1:00

SUNDAY NIGHT, DECEMBER 3

202. GREEN BAY AT CHICAGO	7:35
---------------------------------	------

MONDAY, DECEMBER 4

203. KANSAS CITY AT NEW ENGLAND	9:00
---------------------------------------	------

FIFTEENTH WEEKEND

(OPEN DATE: ATLANTA)

SUNDAY, DECEMBER 10

204. ARIZONA AT JACKSONVILLE	1:00
205. CAROLINA AT KANSAS CITY	12:00
206. CINCINNATI AT TENNESSEE	12:00
207. DETROIT AT GREEN BAY	12:00
208. MINNESOTA AT ST. LOUIS	12:00
209. NEW ENGLAND AT CHICAGO	12:00
210. NEW ORLEANS AT SAN FRANCISCO.....	1:15
211. PHILADELPHIA AT CLEVELAND	1:00
212. PITTSBURGH AT NEW YORK GIANTS.....	1:00
213. SAN DIEGO AT BALTIMORE	1:00
214. SEATTLE AT DENVER.....	2:05
215. TAMPA BAY AT MIAMI	1:00
216. WASHINGTON AT DALLAS	3:15

SUNDAY NIGHT, DECEMBER 10

217. NEW YORK JETS AT OAKLAND	5:35
-------------------------------------	------

MONDAY, DECEMBER 11

218. BUFFALO AT INDIANAPOLIS	9:00
------------------------------------	------



SIXTEENTH WEEKEND (OPEN DATE: PHILADELPHIA) SATURDAY, DECEMBER 16

219. WASHINGTON AT PITTSBURGH	12:30
220. OAKLAND AT SEATTLE	1:05

SUNDAY, DECEMBER 17

221. ATLANTA AT NEW ORLEANS	12:00
222. BALTIMORE AT ARIZONA	2:15
223. CHICAGO AT SAN FRANCISCO	1:05
224. DENVER AT KANSAS CITY	12:00
225. DETROIT AT NEW YORK JETS	1:00
226. GREEN BAY AT MINNESOTA	12:00
227. INDIANAPOLIS AT MIAMI	4:15
228. JACKSONVILLE AT CINCINNATI	1:00
229. NEW ENGLAND AT BUFFALO	1:00
230. SAN DIEGO AT CAROLINA	1:00
231. TENNESSEE AT CLEVELAND	1:00

SUNDAY NIGHT, DECEMBER 17

232. NEW YORK GIANTS AT DALLAS	7:35
--------------------------------------	------

MONDAY, DECEMBER 18

233. ST. LOUIS AT TAMPA BAY	9:00
-----------------------------------	------

SEVENTEENTH WEEKEND (OPEN DATE: CLEVELAND) SATURDAY, DECEMBER 23

234. JACKSONVILLE AT NEW YORK GIANTS	12:30
235. SAN FRANCISCO AT DENVER	2:15

SATURDAY NIGHT, DECEMBER 23

236. BUFFALO AT SEATTLE	5:35
-------------------------------	------

SUNDAY, DECEMBER 24

237. ARIZONA AT WASHINGTON	1:00
238. CAROLINA AT OAKLAND	1:15
239. CHICAGO AT DETROIT	1:00
240. CINCINNATI AT PHILADELPHIA	1:00
241. KANSAS CITY AT ATLANTA	1:00
242. MIAMI AT NEW ENGLAND	1:00
243. MINNESOTA AT INDIANAPOLIS	4:15
244. NEW YORK JETS AT BALTIMORE	1:00
245. PITTSBURGH AT SAN DIEGO	1:05
246. ST. LOUIS AT NEW ORLEANS	12:00
247. TAMPA BAY AT GREEN BAY	12:00

MONDAY, DECEMBER 25

248. DALLAS AT TENNESSEE	8:00
--------------------------------	------

Important NFL Dates 2000-2001

July 15	Signing period ends at 4 p.m. ET for Unrestricted Free Agents to whom June 1 tender was made by Old Club, and for Transition Players, and Franchise Players who are eligible to receive Offer Sheets. After this date and through 4 p.m. New York time, on November 7, Old Club has exclusive negotiating rights to these players.
July 19	Lions report to training camp at Saginaw Valley State University.
July 31	Hall of Fame Game, Canton, Ohio: New England vs. San Francisco.
August 4	If a Drafted Rookie has not signed with his club by this date, he may not be traded to any other club in 2000.
August 5	American Bowl, Tokyo, Japan: Atlanta vs. Dallas.
August 22	Roster cut-down to maximum of 65 players on Active List by 4 p.m. ET.
August 27	Roster cut-down to maximum of 53 players on Active/Inactive List by 4 p.m. ET. NFL Europe League exemptions expire. Clubs may dress minimum of 42 and maximum of 45 players and Third Quarterback for each regular season and post-season game.
August 28	After 4 p.m. ET, clubs may establish a Practice Squad of five players by signing free agents who do not have an accrued season of free agency credit or who were on the 45-player Active List for less than nine regular season games during their only Accrued Season(s).
September 1	All clubs are required to identify their 49-player Active List by 7 p.m. ET, on this Friday and thereafter on each Friday before a regular-season Sunday game. No later than one hour and 30 minutes prior to kickoff, clubs must identify their 45-player Active List and Third Quarterback, if any.
September 3-4	Regular Season opens.
September 19	Priority on multiple waiver claims is now based on the current season's standing.
October 10	All trading ends at 4 p.m. ET.
October 11	Players with at least four previous pension-credited seasons are subject to the waiver system for the remainder of the regular season and post-season.
November 7	Deadline for clubs to sign by 4 p.m. ET, their unsigned Franchise and Transition Players. If still unsigned after this date, such players are prohibited from playing in NFL in 2000.
November 7	Deadline for clubs to sign by 4 p.m. ET, their Unrestricted and Restricted Free Agents to whom June 1 tender was made. If still unsigned after this date, such players are prohibited from playing in NFL in 2000.
November 7	Deadline for clubs to sign Drafted players by 4 p.m. ET. If such players remain unsigned, they are prohibited from playing in NFL in 2000.
November 25	Deadline for reinstatement of players in Reserve List categories of Retired, Did Not Report, and Exclusive Rights, and of players who were placed on Reserve/Left Squad in a previous season.
December 22	Deadline for waiver requests in 2000, except for "special waiver requests" which have a 10-day claiming period, with termination or assignment delayed until after the Super Bowl.
December 26	Clubs may begin signing free agent players for the 2001 season.
December 30-31	Wild Card Playoff Games.
2001	
January 6-7	Divisional Playoff Games.
January 14	AFC and NFC Championship Games.
January 28	Super Bowl XXXV, Raymond James Stadium, Tampa, Fla.
February 4	AFC-NFC Pro Bowl, Honolulu, Hawaii.
February 5	Waiver system begins for 2001. Players with at least four previous pension-credited seasons that a club desires to terminate are not subject to the waiver system until after the trading deadline.
February 22-26	Combine Timing and Testing, RCA Dome, Indianapolis, Ind.
March 25-29	NFL Annual Meeting, Marriot Desert Springs, Palm Desert, Calif.
April 21-22	Annual Player Selection Meeting, New York, N.Y.

Lions' Radio



(left to right) Mark Champion (Play-By-Play), Walter Dell (Statistician) and Jim Brandstatter (Color Commentator).

The Detroit Lions enter their fifth year with flagship station WXYT AM 1270 and the Infinity Broadcasting Corporation. Once again, all late-afternoon and prime time Lions' games will also be simulcast on WXYT's sister-station in Detroit, WWJ AM 950. The Lions' radio network will be comprised of 40 stations throughout Michigan and Ohio.

The Lions' broadcasting team again will feature play-by-play man Mark Champion, who is in his 12th year as the voice of the Lions. Detroit radio and television sports personality Jim Brandstatter, who is a former star lineman for the University of Michigan, again will provide the color commentary. Behind the scenes, providing game statistics to Champion and Brandstatter, will be Walter Dell — who is in his 39th season covering the Lions.

Members of the Lions' 40-station network and their locations (at press time):

AM 1270 WXYT News Talk Radio

LIONS RADIO NETWORK: FLAGSHIP STATION: WXYT AM 1270, DETROIT

Lions Radio Network Affiliates:

City	Station	Frequency	City	Station	Frequency	City	Station	Frequency
Adrian	WABJ	AM 1490	Holland	WHTC	AM 1450	Petoskey	WJML	AM 1100
Ann Arbor	WAAM	AM 1600	Houghton	WCCY	AM 1400	Petoskey	WWKK	AM 750
Battle Creek	WBCK	AM 930	Ironwood	WJMS	AM 590	Port Huron	WPHM	AM 1380
Bay City	WILZ	FM 104.5	Jackson	WIBM	AM 1450	Saginaw	WILZ	FM 104.5
Bay City	WYLZ	FM 100.9	Kalamazoo	WKZO	AM 590	Saginaw	WYLZ	100.9
Big Rapids	WBRN	AM 1460	Lansing	WVFN	AM 730	South Haven	WGMV	AM 940
Cheboygan	WIDG	AM 940	Lapeer	WLSP	AM 1530	St. Ignas	WIDG	AM 940
Coldwater	WTVB	AM 1590	Manistique	WTIQ	AM 580	St. Joseph	WSJM	AM 1400
Escanaba	WYKX	FM 104.7	Marquette	MDMJ	AM 1320	Tawas City	WKJC	FM 104.7
Flint	WFDF	AM 910	Menominee	WAGN	AM 1340	Toledo, Ohio	WLQR	AM 1470
Grand Rapids	WOOD	AM 1300	Mt. Pleasant	WMMI	FM 104.3	Traverse City	WTCM	AM 580
Greenville	WPLB	AM 1380	Muskegon	WMGH	AM 1600			
Hillsdale	WCSR	AM 1340	Newberry	WNBY	AM 1450			
Hillsdale	WCSR	FM 92.1	Newberry	WNBY	FM 93.5			
			Ontonagon	WUPY	FM 101.1			

Note: Games beginning after 4 p.m. ET will also be carries on WWJ AM 950 in Detroit.



Lions' Media Relations Policies

The Media Relations Department has compiled the following information to assist the media in their coverage of the Detroit Lions. We believe adherence to the following procedures will prove beneficial to both the Detroit Lions and the media assigned to cover the team. If you have any questions or need any additional information, please ask any member of our Media Relations staff. We appreciate your cooperation.

DETROIT LIONS MEDIA RELATIONS STAFF

Director of Media Relations	Steve Reaven
Assistant Director of Media Relations	Matt Barnhart
Publications Coordinator	Risa Balayem
Media Relations Assistant/Internet Coordinator	Craig Vandermause
Administrative Assistant	Deanna Caldwell
Media Relations Interns	Katie Lewis & Fitz Ollison

GENERAL INFORMATION

GAME CREDENTIALS

All applications for credentials should be made in writing to the Lions' Media Relations Department. Credentials are available only to working members of the media and are non-transferable.

Credential requests should be made in advance as much as possible to allow sufficient time for mailing. Since no Press Will Call is available at the Silverdome, credentials may be left at the lobby desk of the Hilton Suites Hotel (located on Featherstone Road just east of Opdyke and the Silverdome).

Credential requests should be mailed or faxed to:

Steve Reaven
Director of Media Relations
The Detroit Lions
1200 Featherstone Road
Pontiac, MI 48342
Fax: (248) 335-0764

TRAVELING WITH THE LIONS

Members of the Detroit-area media should submit their road credential requests through the Lions' Media Relations Department at least one week in advance of each road game.

MEDIA WORKROOM

The Lions' Media Workroom is adjacent to the Media Relations office at the south end of the Silverdome. Ample working space is normally available for all writers. Press information about the Lions, the team's upcoming opponent, and other NFL teams is available. Two credit card phones have also been installed to assist out-of-town media in their coverage of the Detroit Lions during the week.

IN-SEASON MEDIA SCHEDULE

Head Coach Bobby Ross holds a weekly Press Luncheon each Monday during the regular season. Lions' players and coaches will be available to the credentialed media after each practice. Conference calls with the opposing team are normally scheduled for Wednesdays. Practice sessions are open to local media who regularly cover the Lions. For information regarding specific practice times and open locker room access, contact the Lions Media Relations Department.

TRAINING CAMP SCHEDULE

All training camp practices, which are held at Saginaw Valley

State University, are open to the media. Head Coach Bobby Ross is available for interviews on the practice field immediately following morning and afternoon practices, and a designated media area near the locker room also provides the media interview access to players following each practice session.

The morning practice session typically runs from 9:30-11:15 a.m., and the afternoon session from 3:30-5:15 p.m. You should, however, anticipate changes to this schedule and are advised to contact the Media Relations Department to confirm daily practice times.

OFF-SEASON MEDIA SCHEDULE

Several Lions players train at the Silverdome throughout the off-season. We are happy to assist you in coordinating interviews with players and staff, but permission by the Media Relations Department is required before a reporter may enter the Lions' locker room. Your consideration is appreciated.

LIONS AND THE INTERNET

Media and fans can access updated Lions' information from the team's official Internet site, detroitlions.com. The team's website includes statistics, player bios, press releases, rosters, daily updates, breaking news, game recaps and much more. The address for the site is <http://detroitlions.com>.

The National Football League's official Internet site, NFL.com, provides information on all NFL teams.

GAMEDAY MEDIA INFORMATION

LIONS SILVERDOME PRESS BOX

The working area for writers, broadcasters, and photographers is located on the club level between the south and west corners of the stadium. The Lions ask that occupants refrain from cheering or otherwise distracting others who are assigned to cover the game. Credentials may be revoked by the club if it is deemed necessary to preserve a professional press box atmosphere.

The Lions provide complimentary telephones (credit card or collect calls only) in the visitors' area of the working press box. Pay telephones are located near the entrance to the lower level of the press box. Should you wish a private telephone installed at your seat, the Lions will be pleased to assign you a seat location for you to provide to Ameritech (517-771-3300 to order a phone line). You are advised to bring your own telephone as the communications representatives have few instruments available on game days.

PRESS BOX PROCEDURES

We remind you that the Detroit Lions maintain a working press box and — in accordance with the standards set by the PRO FOOTBALL WRITERS OF AMERICA — cheering is not permitted in the press box. We ask your cooperation in maintaining a working atmosphere at all times.

During each football season, the PFWA will have two pool reporters — designated by the PFWA president — assigned to each of the 30 teams. The Pool Reporter procedure permits any of the four pool reporters designated by the PFWA to visit the game officials locker room at the conclusion of the game to question the officials.

A written report of the interview will be produced by a home pool reporter and distributed to the media. Detroit beat writers Mike O'Hara and Curt Sylvester serve as the Detroit Pool Reporters.

Those who need facsimile transmission before, during or after the game should make requests to the Lions' P.R. representatives seated in Row 2, Seats 34 & 35, of the press box.

We also remind you that the P.R. staffs of each team are here to assist you. Lions media relations representatives are located in the third row of the press box, while representatives from the visiting team are located in Row 1, Seats 65-66.

POST-GAME PROCEDURES

Locker room passes, which are required to enter either locker room after the game, will be distributed by Lions' representatives in the second half. At the two-minute warning in the fourth quarter, Lions' representatives will escort the media to the locker room areas.

Lions' head coach Bobby Ross' post-game press conference will be broadcast on the public address system in the press box. Sheets with quotes from both head coaches and key players from both teams will be distributed in the press box as soon as possible following the game. The post-game press conference area is located in the auxiliary locker room located in the South tunnel across the hall from the Lions locker room.

FIELD PHOTOGRAPHERS

Field photographers should report directly to the Photo Lounge, which is located in the south tunnel. Photographers should sign-in with Lions field control personnel in the Photo Lounge. Field control representatives will assign arm bands and distribute flip cards to all photographers.

Reporters, TV producers and grips/runners are strictly prohibited from the field and tunnel until the final two minutes of the game. At the two-minute warning, reporters and producers are restricted to the area near the south endzone.

NO SMOKING POLICY

In accordance with Michigan law and Pontiac Silverdome policy, smoking is prohibited in all areas of the press box, including the upper and lower press areas and the press lounge. Thank you for your cooperation.

DIRECTIONS TO THE SILVERDOME

The offices of the Detroit Lions are located near the south tunnel of the Pontiac Silverdome.

When driving to the Silverdome from Detroit Metro Airport, follow signs to I-94 East (to Detroit) out of the airport. Proceed on I-94 East to I-75 North. Take I-75 North to M-59 West (to Pontiac). Exit M-59 at Opdyke Road (it will be the first exit). Turn left at the end of the ramp (at the traffic light) onto Opdyke and proceed to the Gate 1 entrance to the Silverdome (which is on your left). Driving time from the airport will be approximately 50 minutes depending on traffic.

When driving to the Silverdome from Oakland-Pontiac Airport, exit left out of the airport onto M-59 East. Proceed on M-59 East through Pontiac. Exit M-59 at Opdyke Road. Turn left at the end of the ramp (at the traffic light) onto Opdyke and proceed to the Gate 1 entrance to the Silverdome (which is on your left). Driving time from the airport will be approximately 20 minutes depending on traffic.

IMPORTANT PHONE NUMBERS

Detroit Lions Main Offices	(248) 335-4131
Media Relations Fax	(248) 335-0764
Lions Ticket Office	(248) 335-4151

2000 DETROIT SPORTS BROADCASTERS ASSOCIATION

ACTIVE MEMBERS

Officers: Ken Kal (President), Jim Stark (Vice-President), George Eichorn (Secretary), Kurt Schneider (Treasurer), Dennis Davidson (Sgt.-at-Arms), Jim Brandstatter (Immediate Past President).

WXYZ-AM: Jim Brandstatter, Mark Champion

WWJ-AM: Sonny Eliot

WJR-AM: Frank Beckmann, Jeff DeFran, Dan Dickerson, Ernie Harwell, Ken Kal, Tom Mazeway

WDFN-AM: Jon Bloom, Matt Dery, Marti Martin, Jamie Samuelson, Mike Stone

WTKA-AM: Al Fellhauer, Jim Hunt, Jim Stark

WLQV-AM: Vito LoPiccolo, Jon Yinger

WKAR-AM: Earle Robinson

WOOD-AM: Rich Kincaide

WMIC-AM: Bob Benko, George Benko

WEMU-FM: John Fountain

WOMC-FM: Tom Ryan

WDRQ: Rachel Hunter

MCW Communications: Dennis Davidson, Terry Moore, Kurt Schneider

WJBC-TV: Woody Woodruffe

WDIV-TV: Fred Heumann

WXYZ-TV: Lisa Kotarac

WKBD-TV: George Blaha, Ken Daniels, Ray Lane

Fox Sports Net: Josh Lewin

ESPN/ESPN2: John Cwikla, Jim Hendrick

Others: Ron Angel, Mike Barents, Dave Chamberlain, Richard Curbelo, Dave Frisco, Phil Guastella, Scott Harrison, Scott Morganroth, Jack Riggs, Mark Unger, Dana Wakiji.

NFL Staff

National Football League

Paul Tagliabue - Commissioner

280 Park Avenue

New York, NY 10017

(212) 450-2000

PR Fax (212) 681-7573

www.nfl.com

NFL Public Relations

Joe Browne - Senior Vice President of Communications & Government Affairs

Greg Aiello - Vice President of Public Relations

Pete Abitante - Director of International Public Affairs

Leslie Hammond - Director of Media Services

Chris Widmaier - Director of Corporate Communications

Beth Colleton - Director of Community Affairs

Chris McCloskey - NFC Information Coordinator

Dan Masonson - AFC Information Coordinator

Visit detroitlions.com for the most up-to-the-minute Lions' news

When you link to the "Detroit Lions Online" website, you'll get all of the latest - previews of upcoming games, updated results, bios, and statistics, chat sessions, and more! And drop into the Locker Room to find out what the players and coaches are saying every day of the year.

Check out the action in these exciting areas:

- Locker Room
- Players
- Coaches Corner
- Fans
- Souvenirs
- Tickets
- Charities
- Stats
- History
- Press
- Staff

You can even win a prize playing Lions Trivia — so bookmark "Detroit Lions Online"! You'll want to come back again and again.

Ford Field



On November 16, 1999 a new era in Detroit Lions history began when the team officially launched the construction of its new downtown Detroit stadium, Ford Field. The Lions' new home will be a one-of-a-kind 65,000-seat facility that will include a giant glass wall, revealing the Detroit skyline, and the old Hudson's Warehouse, originally built in 1920.

The old Hudson's Warehouse, a major cornerstone of Ford Field, will house all of the stadium luxury seats, press-box, restaurants, food courts, lounge areas, banquet facilities and retail and office space. The inclusion of the warehouse into the stadium project will make the sightlines of Ford Field among the best in the NFL.

Ford Field is scheduled to open in July 2002.

FORD FIELD TIMELINE:

August 20, 1996: Lions announce plans to build new domed stadium in downtown Detroit.

November 5, 1996: Voters in Wayne County overwhelmingly approve a referendum by the largest margin of victory in NFL stadium election history (68-32 percent) which will allow the Detroit Lions to build a domed stadium in downtown Detroit adjacent to a new baseball park for the Detroit Tigers.

November 16, 1999: Lions host groundbreaking ceremony "From the Ground Up" unveiling renderings and officially naming the new stadium, Ford Field.

February 2000: Workers begin mounting 380 concrete caissons into the bedrock to provide stability to the structure of the bowl.

April 17, 2000: Demolition of a 250,000 square-foot portion of the old Hudson's Warehouse begins. The razed area will be the site of the glass wall located on the southwest corner of Ford Field.

April 24, 2000: Lions award construction contracts. Partnership between Indianapolis, Ind.-based Huber Hunt & Nichols and Detroit-owned Jenkins Construction is contracted to build the majority of Ford Field, including the playing field, seating bowl and roof, and White/Olson, LLC is contracted to handle the reconstruction of the old Hudson's Warehouse.

June 22, 2000: First loads of concrete are poured into the foundation at Ford Field.

July 2002: Ford Field scheduled to open.

**FORD FIELD VITALS:**

Project: New home of the Detroit Lions, Inc.

Location: Detroit, Mich.

Sports Use: Professional Football, Other Sports

Entertainment Use: Concerts, Conventions, Tradeshows, Other

Gross Area: 1,350,000 Sq. Ft.

Type of Foundation: Caissons

Type Frame: Concrete and Steel

Type Roof Frame: Structural Steel

Number of Seats: 65,000

Number of Suites: 120 (approx.)

Construction Schedule: 32 months

Anticipated Completion Date: July 1, 2002

Sources of Funding: The Detroit Lions, Inc., City of Detroit/Detroit Downtown Development Authority, Wayne County,

Ford Motor Company, Corporate Founding Investors

Project Manager: Hammes Company

Architects: Smith Group, Rossetti Associates Architects, Hamilton Anderson Associates, Inc., Kaplan, McLaughlin, Diaz

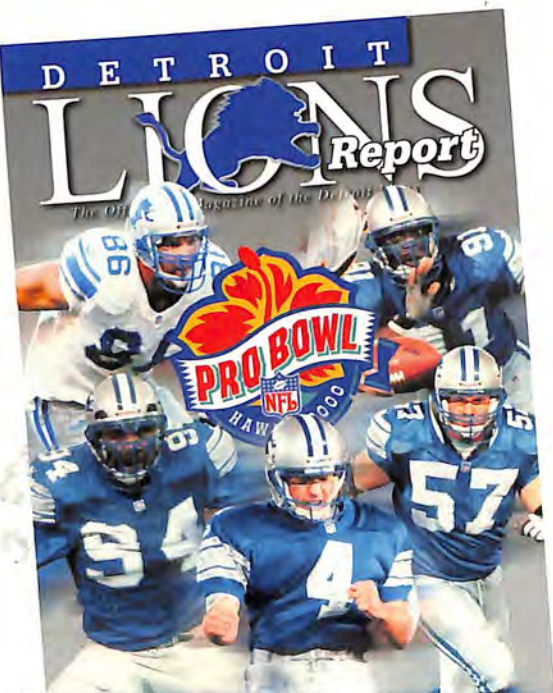
General Contractors: Hunt Jenkins, White/Olson, LLC



Detroit Lions Report Magazine

The Official Magazine of the Detroit Lions!

Each issue of 48 pages or more is packed with colorful features, insightful columns, action photos and behind-the-scenes information about your favorite team. Issued 8 times a year, the Lions Report is delivered to you monthly during the season.



Stay up to date with in-depth features and these departments:

- Coach's Corner
- Herman's Place
- Inside the Pride
- The Big Picture
- Lions Timeline
- Lions Throwbacks



Yes! Enter my subscription to Lions Report. One Year, 8 Issues... Only \$29.95

Mail to: Lions Report, P.O. Box 500, Missouri City, TX 77459 Or Call: 1-800-310-7047

- Payment Enclosed Bill Me Visa Mastercard
 Discover American Express

Credit Card # _____ Exp. _____

Name _____

Address _____

City/State/Zip _____ Phone _____

E-mail address _____

H99501

**Yes,
we are the official
equipment supplier of
the Detroit Lions.**

**No,
we don't mow
the astroturf!**



WEINGARTZ

North America's Largest Outdoor Power Equipment Dealer!

BEST PRICES, BEST SERVICE & BEST SELECTION SINCE 1945

CEDAR SPRINGS

11875 NORTHLAND DR.
JUST NORTH OF 14 MILE RD.
(616) 696-2913

UTICA

46061 Van Dyke
1/2 Mile North of M-59
(810) 731-7240

FARMINGTON HILLS

39050 Grand River
Just East of Haggarty
(248) 471-3050

"THE POWER TO GET THE JOB DONE!"