

HOUSTON TEXANS

2013 MEDIA GUIDE



WE ARE
TEXANS



reliant[®]
an NRG company

REAL FANS GET FOOTBALL WITH THEIR ELECTRICITY.

Get a signed Andre Johnson football, an invitation to a Texans autograph session and affordable electricity — all from the **Reliant Texans Secure Advantage 12** plan.

reliant.com/texansplan | 1.866.RELIANT



Reliant is a registered servicemark of Reliant Energy Retail Holdings, LLC.
Reliant Energy Retail Services, LLC (PUCT Certificate #10007). © 2013 Reliant
Energy Retail Holdings, LLC. All rights reserved. BAM.2185

FIRST AND EVERYTHING

REAL
Coca-Cola
TASTE
AND ZERO
CALORIES



enjoy everything

Proud Partner of the



METHODIST LEADERS IN SPORTS MEDICINE

STRENGTHENING SHOULDERS — to keep you moving forward

KEEPING KNEES STRONG — so they can carry you through the game

At Methodist, we treat all athletes like pros. Whether you've sustained an injury on the 40-yard line or on the running trail, our team of experts is here for you. The Houston Texans rely on us to get them back on the field — and we can do the same for you. Methodist. **Leading Medicine.**

HELPING ANKLES STAY STURDY UNDER PRESSURE — on the field or in your backyard



The Methodist Hospital System is proud to be the official health care provider for the Houston Texans.

Methodist Center for
Sports Medicine

LEADING MEDICINE

For a physician referral or appointment, call 713-790-3333 or visit methodistorthopedics.com.

Texas Medical Center • Baytown • Clear Lake • Greenway Plaza • HASP • Pearland • Sugar Land • West Houston • Willowbrook



More publications available at:

www.retroseasons.com/library/

TABLE OF CONTENTS

TEXANS MEDIA POLICY AND MEDIA SERVICES	2-4
TEXANS COMMUNICATIONS STAFF	4
TEXANS STAFF DIRECTORY	5-6

EXECUTIVE MANAGEMENT	7-20
Robert C. McNair, Founder, Chairman and CEO	8-9
D. Cal McNair, Vice Chairman and COO	10
Texans Limited Partners	11
Rick Smith, General Manager and Executive Vice President ..	12-13
Jaimey Rootes, President	14
Scott Schwinger, Sr. Vice President, Treasurer and CFO	15
Suzie Thomas, Sr. Vice President, General Counsel and CAO	15
John Schriever, Sr. Vice President, Ticketing and Event Management	16
Greg Grissom, Vice President, Corporate Development	16
Marilan Logan, Vice President and Chief Accounting Officer ..	17
Chris Olsen, Vice President, Football Administration	17
Jeff Schmitz, Vice President, Information Technology	18
Greg Watson, Vice President, Finance	18

COACHING STAFF	21-50
Gary Kubiak, Head Coach	22-26
Bill Kollar, Assistant Head Coach/Defensive Line	27
Rick Dennison, Offensive Coordinator	28-29
Joe Marciano, Special Teams Coordinator	30-31
Wade Phillips, Defensive Coordinator	32-33
John Benton, Offensive Line Coach	34-35
Perry Carter, Assistant Defensive Backs Coach	35
Karl Dorrell, Quarterbacks Coach	36
Dan Hammerschmidt, Offensive Assistant	37
Chick Harris, Running Backs Coach	38-39
Reggie Herring, Linebackers Coach	39-40
Vance Joseph, Defensive Backs Coach	41
Bobby King, Assistant Linebackers Coach	42
Larry Kirksey, Wide Receivers Coach	43-44
Bob Ligaschesky, Assistant Special Teams Coach	44-45
Marc Lubick, Assistant Wide Receivers Coach	45-46
Brian Pariani, Tight Ends Coach	46-47
Jim Ryan, Assistant Offensive Line Coach	48
Matt Schiotz, Assistant Strength and Conditioning Coach ..	49
Cedric Smith, Head Strength and Conditioning Coach ..	49-50
Jeff Zgonina, Assistant Defensive Line Coach	50

FOOTBALL OPERATIONS STAFF	51-68
Brian Gardner, Director of Pro Personnel	52
Bobby Grier, Senior Personnel Advisor	52
Texans Scouting and Personnel Staff	53-57
Support Staff	58-62

TEXANS STAFF	63-68
---------------------------	--------------

2012 TEXANS SEASON IN REVIEW	69-96
2012 Regular Season Statistics	70-71
2012 Postseason Statistics	72-73
2012 Texans Participation	74
2012 Texans Starters	75
2012 Texans Highs and Lows	76
2012 Texans Transactions	77
2012 Final NFL Standings	78
2012 Texans Game Recaps	79-96

TEXANS RECORDS	97-155
Individual Records	97-115
Team Records	116-137
Postseason Records	138-155

TEXANS HISTORY	156-201
Year-by-Year Results	156-161
Texans Attendance Records	162
All-Time Series Totals	162
All-Time Series Results	163-164
All-Time Preseason Results and Records	165
All-Time Alphabetic Roster	166-167
All-Time Numeric Roster	168-169
All-Time Practice Squad Roster	170
All-Time Injured Reserve	171
All-Time Coaches	172
Texans Trade History	173
Texans Free Agency History	174-175
Texans Prime Time Results	176
Texans Overtime Results	176
Texans Honors	177-178
Draft History	179
Texans Yearly Final Statistics	180-201

TEXANS KICKOFF	202-219
Texans Rosters	203-208
How The Texans Were Built	209
Reliant Stadium	211-212
2013 NFL Schedule	213-214
Texans On Air	155-218
2013 Houston Texans Schedule	219

TEXANS BIOS	220-324
Veteran Bios	220-291
2013 Draft Pick Bios	292-301
Undrafted Bios	302-324

2013 HOUSTON TEXANS MEDIA GUIDE

The print version of the 2013 Houston Texans Media Guide is a supplement to the digital version of the 2013 Houston Texans Media Guide, which can be found online at <http://media.houstontexans.com>. Elements that remain relatively unchanged and are not included in the Houston Texans Weekly Game Release during the season, such as executive bios, coaching staff bios, football operations staff bios, the 2012 Texans Season-In-Review and the Texans Team History, are included in this publication.

Player bios, rosters, transactions and the Houston Texans record books are updated weekly during the season and are electronically distributed to media, as well as made available online at the Houston Texans media website.

MEDIA GUIDE CREDITS

EDITORS: Kevin Cooper, Charles Hampton and Evan Koch
PHOTOGRAPHY: Bill Baptist, Mike Welsch, Paul Ladd Photography
DESIGN: Chris McCrary and Laura Heidbreder
PRINTER: Chas P. Young Printer Co.



HOUSTON TEXANS MEDIA POLICY

MEDIA CREDENTIALS

Media credentials will be granted based on the following guidelines:

1. Houston-area media agencies which cover the Houston Texans on a daily basis will receive top priority.
2. Media agencies which cover the opposing team as requested by the opposing team's public relations staff.
3. National media agencies which cover the National Football League regularly (includes online properties such as ESPN.com, Yahoo! Sports, CBSSports.com, etc.).
4. Daily or weekly newspapers with a circulation of at least 100,000.
5. Television stations with a nightly news show and a nightly sports segment.
6. Radio stations with a 24-hour sports format and are affiliated with a national radio network (i.e. ESPN, Sporting-News, Westwood One, etc.).
7. Daily or weekly newspapers with a circulation of at least 50,000.
8. Other requests not falling under one of the above categories will be considered on the basis of space availability in the Reliant Stadium press box.
9. No freelance credentials will be granted.

Season-long credentials are issued in August; game-by-game credentials must be requested before 5 p.m. on the Tuesday prior to each home game. All credential requests must be submitted online at <http://media.houstontextans.com>.

CREDENTIAL REQUESTS (ROAD GAMES)

If you are a regular member of the Houston media who wishes to cover the Texans on the road, submit your request for game credentials and parking passes through **Kevin Cooper** at kevin.cooper@houstontextans.com. All requests must be submitted no later than one game previous to a road contest. Credentials will be distributed on either Wednesday or Thursday during open locker room.

GAME DAY PARKING

Parking for Texans games must be applied for online at <http://media.houstontextans.com>. The appropriate parking pass will be required for access to media parking lots on game day.

ENTRY ON GAME DAY

The media entrance at Reliant Stadium is on the west side of the stadium on the corner of Kirby and Murworth. Enter the media entrance which is located just right of the Verizon VIP gate.

WILL CALL

Media will call is located on the west side of the stadium at the corner of Kirby and Murworth. The media will call gate is located just right of the Verizon VIP gate. The appropriate game credential must be presented at the media entrance for admission into the stadium. Game credentials not picked up in advance will be available on game day at the credential will-call window. Please remember to bring valid identification. The window will open three hours prior to kickoff and bags will be checked upon entrance to the stadium.

PHONES AND INTERNET

To request a phone on game day, contact **Jeff Schmitz** of the Houston Texans IT department at (832-667-2130) the week prior to the game. The Texans press box offers complimentary wireless Internet. If you have any questions on game day, see Schmitz at his post in the press box, located on the third level behind **Evan Koch** and **Kevin Cooper**.

POSTGAME INTERVIEWS AND LOCKER ROOM ACCESS

Members of the media needing to conduct post game interviews will be given access to the Texans' and visiting interview rooms after the game, as well as the home and visiting locker rooms. **NO STILL PHOTOGRAPHERS OR AUTOGRAPHS ARE ALLOWED IN THE TEXANS LOCKER ROOM.** With six minutes remaining in the game, take the media elevator to the field level. Videographers without field access will be in the team auditorium for the duration of the game. **Gary Kubiak's** post-game interview session with the media will begin approximately 10 minutes following the conclusion of the game and will be held in the Texans Team Auditorium (white arrow). Electronic media covering the press conference are asked to use the multi-box to ease congestion at the podium. Both team locker rooms will be open to press bearing the proper credentials following the NFL-mandated 10-minute cooling-off period. The visiting head coach will be available in the visitor's interview room across from the visiting locker room.

To reach either locker room from the press box, simply take the elevator to the service level and follow proper direction arrows on the ground:

Blue - Texans locker room

Red - Visitors locker room

White - Texans post game press conference

PRESS BOX

The press box phone numbers are (832) 667-2831 (home PR) and (832) 667-2814 (visiting PR).

PHOTOGRAPHERS

Photographers who are credentialed on a season-long basis for sideline access will be required to wear a photo vest. Sideline access for NFL games is limited to photographers on assignment for recognized or sports publications. No one except network television personnel and authorized game personnel will be admitted to the field without a camera. All field photographers must remain outside the bench areas and outside the yellow border surrounding the playing field.

MEDIA WORKROOM

The media workroom is located on the service level at Reliant Stadium across from the Texans' locker room. The room is available to working media throughout the week. Phones, Texans information, NFL news releases and other information are available. Wireless service will be available in the media workroom.

INTERVIEW REQUESTS

All interview requests for Houston Texans executives, coaches, and players should go through the Texans communications department.

Please give at least 48 hours for your request. For Texans players, assistant coaches and executives, please send your request to **Evan Koch** at evan.koch@houstontextans.com or call him at (832) 667-2050; or **Charles Hampton** at charles.hampton@houstontextans.com or call him at (832) 667-2282.

Requests for owner Bob McNair, general manager Rick Smith and head coach Gary Kubiak should be sent to the attention of Senior Director of Communications **Kevin Cooper**. His e-mail address is kevin.cooper@houstontextans.com and he can be reached on his office phone (832) 667-2035.

Kubiak's Monday news conference is held in the Texans' team auditorium at 3:30 p.m. He speaks with the media after practice on Wednesday and Thursday at approximately 1 p.m. and on Friday at 12:15 p.m. in the Texans' media workroom (times are subject to change). Kubiak conducts his weekly conference calls on Wednesday morning for the opposing media.



HOUSTON TEXANS MEDIA POLICY

OPEN LOCKER ROOM PERIODS

The Texans open locker room period is after post-practice meetings on Wednesday and Thursday from 2-2:45 p.m. (time subject to change) on the service level of Reliant Stadium. Friday's open locker room period begins at 12:15 p.m. Please be advised that sit-down interviews will take place after practice at approximately 4:30 p.m. on Wednesday and 3:30 p.m. on Thursday.

Special requests can be fulfilled on Monday or Tuesday, but it should be cleared with a member of the Texans communications department. You should give at least a week's notice for special arrangements on Monday and Tuesday. Everyone in the locker room must dress professionally and have a job function. The Texans communications department can remove any member of the media from the locker room for improper dress or unprofessional behavior.

CONFERENCE CALLS

The Texans Communications Staff will record and transcribe all visiting team conference calls. Conference calls take place on Wednesday in the media workroom or the Methodist Training Center conference room. Weekly updates of conference call participants and times will appear on <http://media.houstontexans.com>.

PRACTICE REGULATIONS

Texans locker room and practices will be open to the media during the week as specified. We will provide a specific time during practice for shooting video. Texans head coach Gary Kubiak will speak after Wednesday and Thursday practices at approximately 1 p.m. and on Friday at 12:15 p.m. in the Texans' media workroom (times are subject to change).

PRESS RELEASES

The Texans' weekly press releases, as well as other news and information on the club, can be accessed on the team's official website at <http://www.houstontexans.com> or in the media section at <http://media.houstontexans.com>. Members of the media also can access league information from the NFL's media site at <http://www.nflmedia.com>. The NFL's official web site address is <http://www.NFL.com>.

PARKING DURING THE WEEK

Parking for covering Texans weekly press conferences, open locker room or for access to the media workroom, use the Day Lot, located on the southeast corner of Kirby and Westridge. While covering practice, park in the Teal Lot on the northeast corner of Kirby and Murworth.

LIVE SHOTS

Monday-Friday

Live shots on Reliant Park property must be set up through the Texans Communications Department in conjunction with SMG. Please contact Evan Koch at evan.koch@houstontexans.com or 281-605-9666 before setting up a live shot. Locations will be set up through the communications department. Please give the Texans 12 hours to ensure proper set up.

Gameday

NFL network television partners and Texans media partners will be given priority for live shots at Reliant Stadium. Television stations are allowed to shoot live at Reliant Stadium until one hour before kickoff. Please get permission from Texans communications 48 hours before the game in order to shoot live.

NFL network television partners and Texans media partners are the only broadcast entities permitted to shoot live from inside Reliant Stadium in the hour following the conclusion of the game. All other entities are not permitted to shoot live, transmit taped interviews for live broadcast or transmit live programming from inside Reliant Stadium until one hour after the conclusion of the game.

Live shots and live streaming for transmission are NOT PERMITTED from the Texans post-game locker room for any entity.

HOUSTON TEXANS MEDIA SERVICES

HOUSTON TEXANS MEDIA WEBSITE

To access the Houston Texans media website, go to <http://media.houstontexans.com>. The section contains all Texans press materials, historical information, updated team statistics, media guide and credential information. Applications are being accepted for training camp, season or individual game credentials.

To apply for game credentials, please submit your request on the website the Tuesday before a Texans home game by 5 p.m. CT.

Fans can access coverage on <http://www.HoustonTexans.com> throughout the season on Texans TV. The Texans broadcast live streaming video of press conferences, as well as game highlights, interviews, in-depth team features, community recaps, NFL Network footage and much more.

HOUSTON TEXANS MEDIA GUIDE

The complete 2013 Houston Texans Media Guide is available online at <http://media.houstontexans.com> and is updated after every game and team transaction.

Player bios and the Houston Texans record books are updated weekly during the season and are electronically distributed to media, as well as made available online at the Houston Texans media website.

The online version has been improved and is available in PDF format, allowing media to print, copy and paste information in a much easier fashion. Player bios will be updated following each game, as will the roster, history and records sections. PDF versions of the media guide are available via email request. Printed versions of the media guide are available on a case-by-case basis.

HOUSTON TEXANS FTP SITE

The Texans launched its FTP site in 2010 and upload B-roll, audio clips and clips of video interviews on a consistent basis. If you would like to be added to the FTP email list, members of which receive emails whenever new content is uploaded, please contact Communications Coordinator Charles Hampton at charles.hampton@houstontexans.com.

HOUSTON TEXANS MEDIA SERVICES

To access the Houston Texans FTP site at any time, please use the following information:

URL: ftp1.houstontexans.com

Username: [texmedia](#)

Password: 2013media

TEXANS PR ON TWITTER

For up-to-the second updates, notes and a variety of other information on the Houston Texans, follow the Texans on Twitter: [@TexansPR](#). If there is something to know about the Texans, you can find it there first. Get all press releases, transcripts, game information, updated bios and more.

TRANSCRIPTS

The Texans Communications Staff sends out transcripts of press conferences, open locker room during the season, and post-game interviews. To be added to the Texans Transcripts Email list, please contact Communications Manager **Evan Koch** at evan.koch@houstontexans.com.

AUDIO CLIPS

In addition to the mp3 audio uploaded to the Houston Texans FTP site, the Texans Communications Staff sends out edited clips that are 10 to 30 seconds long via email following press conferences, open locker room during the season and after games during the season. To be added to the Texans Audio Clips Email list, please contact Communications Coordinator **Charles Hampton** at charles.hampton@houstontexans.com.

HOUSTON TEXANS COMMUNICATIONS STAFF



Kevin Cooper
Senior Director of
Communications

Contact Kevin for:

Interview requests for Texans Owner Bob McNair, Head Coach Gary Kubiak and General Manager and Executive Vice President Rick Smith.



Evan Koch
Communications
Manager

Contact Evan for:

Interview requests for players and assistant coaches, open locker room opportunities or to be added to an email list.



Charles Hampton
Communications
Coordinator

Contact Charles for:

Interview requests for players and assistant coaches, FTP site questions or clarifications on credentials



Amy Palcic
Corporate Communications
Manager

Contact Amy for:

Information on Lone Star Sports and Entertainment, Texans civic and business affairs.



Hank Nathan
Communications Intern

Contact Hank for:

Interview requests, notes, team information, gameday information and LSSE information.

CONTACTING THE TEXANS COMMUNICATIONS STAFF

Staff Member	Office Phone	Email	Twitter Handle
Kevin Cooper	832-667-2035	kevin.cooper@houstontexans.com	@kevincooper44
Charles Hampton	832-667-2282	charles.hampton@houstontexans.com	@charleshampton
Evan Koch	832-667-2050	evan.koch@houstontexans.com	@EvanKoch22
Amy Palcic	832-667-2220	amy.palcic@houstontexans.com	@amypalcic
Hank Nathan	832-667-2241	hank.nathan@houstontexans.com	@hsn1216888

Texans on Twitter: <http://twitter.com/TexansPR>

Texans Media Site: <http://media.houstontexans.com>

Texans FTP Site: ftp1.houstontexans.com



HOUSTON TEXANS STAFF DIRECTORY

FOUNDER, CHAIRMAN AND CEO	Robert C. McNair
VICE CHAIRMAN AND COO	D. Cal McNair
HEAD COACH	Gary Kubiak
EXECUTIVE VICE PRESIDENT AND GENERAL MANAGER	Rick Smith
PRESIDENT	Jamey Rootes
LIMITED PARTNER	Philip Burguières
LIMITED PARTNER	Kirbyjon H. Caldwell
LIMITED PARTNER	Mary Anne Dingus
LIMITED PARTNER	Charles W. Duncan III
LIMITED PARTNER	Harry Gee, Jr.
LIMITED PARTNER	E. Javier Loya
LIMITED PARTNER	Kay M. Onstead
LIMITED PARTNER	Gary R. Petersen
LIMITED PARTNER	Fayez Sarofim
LIMITED PARTNER	Joseph W. Sutton

EXECUTIVE MANAGEMENT

Sr. Vice President, Treasurer and CFO	Scott Schwinger
Executive Vice President/General Counsel and CAO	Suzie Thomas
Sr. Vice President, Ticketing and Event Management	John Schriever
Vice President, Corporate Development	Greg Grissom
Vice President and Chief Accounting Officer	Marilan Logan
Vice President, Football Administration	Chris Olsen
Vice President, Finance	Greg Watson
Vice President, Information Technology	Jeff Schmitz

EXECUTIVE ASSISTANTS

Executive Assistant to Robert C. McNair	Becky Virtue
Executive Assistant to Gary Kubiak	Kim Phillips
Executive Assistant to Rick Smith	Rita Daniels
Executive Assistant to Jamey Rootes	Bonny Marshall
Executive Assistant to Scott Schwinger	Lydia Launey
Executive Assistant to Suzie Thomas/	
Office Services Administrator	Sue Anna O'Hara
Executive Assistant, Chairman's Office	Susie Galvan
Executive Assistant to Marilan Logan	Cheryl Moffet

COACHING

Assistant Head Coach/Defensive Line	Bill Kollar
Offensive Coordinator	Rick Dennison
Special Teams Coordinator	Joe Marciano
Defensive Coordinator	Wade Phillips
Offensive Line	John Benton
Quarterbacks	Karl Dorrell
Running Back	Chick Harris
Linebackers	Reggie Herring
Defensive Backs	Vance Joseph
Wide Receivers	Larry Kirksey
Tight Ends	Brian Pariani
Assistant Defensive Backs	Perry Carter
Assistant Linebackers	Bobby King
Assistant Special Teams	Bob Ligaschesky
Assistant Wide Receivers	Marc Lubick
Assistant Offensive Line	Jim Ryan
Assistant Defensive Line	Jeff Zgonina
Offensive Assistant	Dan Hammerschmidt
Head Strength and Conditioning	Cedric Smith
Assistant Strength and Conditioning	Matt Schiotz

PLAYER PERSONNEL

Director of Pro Personnel	Brian Gardner
Senior Personnel Advisor	Bobby Grier
Pro Scout	Kevin Murphy
Pro Scout	Larry Wright
Director of College Scouting	Mike Maccagnan
National Scout	Jon Carr
National Scout	Ed Lambert
College Scout	Bob Beers
College Scout	Ryan Cavanaugh
College Scout	Rob Kiesel
College Scout	Mike Martin
College Scout	Bob Merritt
College Scout	Nathan Trott
Player Personnel Scout	Mozique McCurtis
Director of Security	Emmett Baylor
Director of Football Information Systems	Russell Joyner
Football Administration Analyst	Kevin Krajcovic
Administrative Assistant, Pro Personnel	Amber Davies
Administrative Assistant, College Scouting	Mari Jo Kohler

MEDICAL

Director of Sports Medicine/Head Athletic Trainer	Geoff Kaplan
Coordinator of Rehabilitation/Assistant Athletic Trainer	Roland Ramirez
Assistant Athletic Trainer	A.J. Van Valkenburgh
Team Medical Director & Head Team Orthopedist	Dr. Walter Flores
Team Orthopedist	Dr. Steven Lowe
Team Orthopedist	Dr. Thomas Hunt
Team Orthopedist	Dr. David Lintner
Team Orthopedist	Dr. Mark Prasarn
Team Orthopedist	Dr. Kevin Varner
Team Internist	Dr. James Muntz
Team Radiologist	Dr. Manickam Kumaravel
Team Emergency Physician	Dr. Michael Chang
Team Emergency Physician	Dr. William Spangler
Team Dentist	Dr. Tom O'Brien
Team Chiropractor	Dr. Dana Harper
Team Active Release Techniques® & Graston Provider	
	Dr. Chris Sanders
Team Dietitian	Roberta Anding
Team Massage Therapist	Joni Honn/Genuine Touch
Team Ophthalmologist	Baylor College of Medicine

FOOTBALL OPERATIONS

Director of Football Operations	Doug West
Football Operations Manager	Jason Lowrey
Administrative Assistant, Football Administration and Operations	Eva Graham

EQUIPMENT SERVICES

Director of Equipment Services	Jay Brunetti
Equipment Services Assistant	Christian Snell
Equipment Services Assistant	Mike Parson

VIDEO OPERATIONS

Director of Video Operations	Joe Malota
Assistant Director of Video Operations	Tim Brog
Video Operations Assistant	Gresham Oliver

PLAYER DEVELOPMENT

Director of Player Engagement	Sean Washington
Security and Player Engagement Manager	Khalil Reed
Team Pastor	Greg Tyler



HOUSTON TEXANS STAFF DIRECTORY

SALES AND MARKETING

Senior Director of Marketing and Community Development Jennifer Davenport
 Director of Corporate Development and Broadcast Sales David Fletcher
 Senior Partnership Marketing Manager Austen Smith
 Corporate Development Manager Jerry Angel
 Community Development Manager Amanda Cantley
 Mascot Program Manager Jonathan Frost
 Cheerleader Programs Manager Alto Gary
 Corporate Development Manager Laura Imming
 Marketing Manager Jackie Maldonado
 Creative Manager Chris McCrary
 Corporate Development Representative Glen Oskin
 Marketing Manager Daniel Velasco
 Corporate Development Coordinator Sharon Boschi
 Foundation Coordinator Emily Bruss
 Partnership Marketing Coordinator Lacey Clayton
 Partnership Marketing Coordinator Blaine Foreman
 Corporate Development Representative Scott Gilliland
 Design Project Coordinator Blaire Grady
 Partnership Marketing Event Coordinator Disney Hanka
 Community Relations Coordinator Kristin Putnam
 Partnership Marketing Coordinator Mattie Marion
 Community Development and Marketing Coordinator Kandace Mayberry
 Events Coordinator Brett Stewart
 Marketing Coordinator Sybil Scott
 Pep Band Director Lamar Burkhalter

COMMUNICATIONS

Sr. Director of Communications Kevin Cooper
 Communications Manager Evan Koch
 Corporate Communications Manager Amy Palcic
 Communications Coordinator Charles Hampton

BROADCASTING

Senior Director of Broadcasting Marc Vandermeer
 Texans TV Host, Integrated Media Manager Drew Dougherty
 Digital Media Manager Eric SanInocencio
 Integrated Media Coordinator Kara Cook

TICKETING AND EVENT MANAGEMENT

Senior Director of Event Operations and Guest Services Diane Crossey
 Director of Ticket and Event Sales Derek Beeman
 Executive Producer, Director of Video Production Gavin Gehrt
 Director of Luxury Suite Service Shari Rainey
 Director of Premium Seating Brian Varnadoe
 Event Services Manager Holly Daigle
 Traffic and Parking Services Manager Ted Dickerson
 Event Operations Manager HOFFE Ferreira
 Club Seat Manager Amanda Goldstein
 Senior Motion Graphics Designer/Animator Josh Hubel
 Ticket Services Manager Trey Young
 Account Executive, Suite Sales Stephen Friedlander
 Account Executive, Suite Sales Kristen Grimes
 Account Executive, Suite Sales Brian Peden
 Marketing Research Analyst Fara Yoder
 Ticket Finance and Operations Coordinator Katie Cordes
 Premium Seating Service Coordinator Jessica Davis
 Ticket Service and Operations Coordinator Kathryn Iribarren
 Ticket Operations and Distribution Coordinator Matt McKee

Motion Graphics Designer/Editor Kenneth Perkins
 Ticket Sales Representative Warren Caguaioa
 Ticket Sales Representative Cody Vangel
 Ticket Sales Representative Cameron Walker

ACCOUNTING

Controller and Senior Director of Risk Management Jan Kelly
 Senior Director of Treasury Jon Southern
 Director of Accounting Tamala Croasmun
 Accounting Manager Kristen Hereford
 Senior Accountant Nicole Tran
 Senior Accountant Patricia Ledsinger
 Payroll Manager Lisa Ruiz
 Accountant Cristina Anaya

LEGAL

Associate General Counsel and Sr. Director Greg Kondritz

INFORMATION TECHNOLOGY

Information Technology Manager John Sifri
 Information Technology Developer Fasail Lodhi
 Network Engineer Mike Major
 Network Administrator Anthony Shade
 Information Technology Support Analyst Derek Mauney
 Information Technology Support Analyst Nelson Peña

ADMINISTRATIVE

Sr. Director of Human Resources Glenda Morrison
 Employee Benefits Manager Connie Alvarez
 Human Resources Manager Jeanette Salas
 Human Resources Coordinator Clare Alvarado
 Office Services Coordinator Marvin Dave
 Receptionist Wahnetta Mitchell
 Office Services, Ridgway's Clarence Charlow
 Team Travel Consultant, Carlson Wagonlit Travel Carol Adatto Nelson

MAILING ADDRESS

Houston Texans
 Reliant Stadium
 Two Reliant Park
 Houston, TX 77054-1573
 832-667-2000



EXECUTIVE MANAGEMENT



WE ARE
TEXANS





ROBERT C. McNAIR

FOUNDER, CHAIRMAN AND CHIEF EXECUTIVE OFFICER

Robert C. McNair, a leading businessman, sportsman and philanthropist in the city of Houston for more than 50 years, is the founder, chairman and chief executive officer of the Houston Texans. McNair is perhaps best known in the business community as the founder of Cogen Technologies, which was sold in 1999. Cogen was the largest privately-owned cogeneration company in the world, with aggregate capacity of 1,400 megawatts.

McNair serves as chairman of The McNair Group, headquartered in Houston, Texas, where he oversees an investment portfolio that includes interests in two cogeneration plants in the eastern United States. McNair owns Palmetto Partners, Ltd. and RCM Financial Services, L.P., private investment entities that manage the McNairs' private and public equity investments, and is a member of the Texas Business Hall of Fame.

Committed to bringing a National Football League team to Houston, McNair formed Houston NFL Holdings in 1998. On Oct. 6, 1999, the NFL announced that the 32nd NFL franchise had been awarded to McNair, returning professional football to the city of Houston in 2002. McNair's efforts and influence have also played an integral role in bringing two Super Bowls to Reliant Stadium: Super Bowl XXXVIII in 2004 and Super Bowl LI, to be played in February of 2017. His Texans won their first AFC South title in 2011 and gave the city its first NFL playoff game in nearly 18 years, a 31-10 win against Cincinnati in the Wild Card round on Jan. 7, 2012. The Texans claimed their second consecutive AFC South title in 2012 and finished the regular season 12-4, matching the most regular-season wins in the city of Houston's NFL history.

McNair is actively involved in NFL affairs serving as chairman of the Finance Committee, and is a member of the Audit, Stadium and Expansion committees.

As Founder and Chairman Emeritus of the Texas Bowl, McNair revived Houston's collegiate bowl game on Dec. 28, 2006. The game now features teams from the Big 12 and Big Ten conferences and on average draws 62,000 fans each year to Reliant Stadium. In 2012, the game between Texas A&M and Northwestern drew 68,395 fans, making it the third largest non-BCS bowl game in the country. McNair selected DePelchin Children's Center as the charity beneficiary of the bowl in 2006. DePelchin has been awarded nearly \$600,000 and received more than \$11,000,000 in promotional value.

Stonerside Stable, a major thoroughbred horse farm in Kentucky, is also among McNair's successes. A 1,947-acre thoroughbred horse farm and racing stable, Stonerside was home to more than 275 racehorses, broodmares, yearlings and weanlings. From its inception in 1994, Stonerside won 72 Graded Stakes races including Grade I wins in the Belmont, Breeders' Cup Mile, the Travers, the Haskell, the Hollywood Gold Cup, the

Cigar Mile, the Carter, the Swaps, the Wood Memorial, the Matriarch and the Oak Leaf Stakes. Stonerside also has finished second and third in the Kentucky Derby and was the co-breeder of Fusaichi Pegasus, winner of the Derby in 2000. Stonerside has bred the winners of over \$50-million, including the 2008 Breeders' Cup Classic winner Raven's Pass and 2008 Champion American Juvenile colt Midshipman, the winner of the Breeders' Cup Juvenile. Stonerside was named breeder of the year in 2007 and 2008 by Kentucky horsemen. McNair served on the boards of the Breeders' Cup and Thoroughbred Owners and Breeders Association. He was awarded the Allan Bogan Memorial award for outstanding services to the Texas Thoroughbred Association. McNair is a member of the prestigious Jockey Club which governs the sport of thoroughbred racing. In October 2008 McNair sold Stonerside Farm and Racing Stable.

McNair is Chairman of The Robert and Janice McNair Foundation, The Robert and Janice McNair Educational Foundation in Forest City, N.C., and the Houston Texans Foundation. The McNair Foundation was honored as the 2003 Outstanding Philanthropic Foundation by the Association of Fundraising Professionals, and in November 2004, the Foundation was honored by the Houston Independent School District with a Hall of Fame Award. Young Audiences of Houston awarded the Foundation its Houston Community Arts Partner Leadership Award in 2008. The McNair Foundation was honored by the Neuhaus Education Center in March 2012 for their loyal support over the past 15 years. The Foundation was one of several honored at the Mayor's Literacy Leadership Breakfast in May 2012 for their support of literacy training for adults. In March 2013, the Foundation was honored by Hermann Park Conservancy for support of its Centennial Gardens.

The McNairs have given generously to a wide array of charitable, scientific, literary, educational and religious organizations through the Robert and Janice McNair Foundation. Major support has been given to scholarship programs at Baylor College of Medicine's MD/PhD Program, the University of South Carolina, Columbia College, Austin College, Virginia Tech and Houston Community College. Educational initiatives supported include the HISD Fine Arts Program, Project GRAD, Teach for America, Neuhaus Education Center and local charter schools. Contributions to the community include the McNair Asian Elephant Habitat at the Houston Zoo, the jogging trail at Discovery Green, Equestrian Center for the San Jacinto Girl Scouts, McNair Cub Scout Adventure World, the Computer Training Center Room for the United Way, McNair Hall at Houston Baptist University's Cultural Art Center, and sponsorship of community outreach programs for the Houston Symphony and Houston Grand Opera. The McNairs endowed the Janice and Robert McNair Chair in Public Policy at the James A. Baker III In-

ROBERT C. MCNAIR

stitute for Public Policy at Rice University, which currently is held by the founding director, The Honorable Edward P. Djerejian. The McNairs turned their philanthropic focus to medical research in 2007 and gave a transformational gift to establish the McNair Medical Institute at Baylor College of Medicine to fund the McNair Scholars Program which recruits top physicians/scientists in the fields of juvenile diabetes, breast and pancreatic cancer and the neurosciences. Additional McNair Scholars Programs were established at M.D. Anderson, Menninger Clinic, Texas Children's Hospital and Texas Heart Institute. One of the McNairs' more interesting projects supported in 2012 was the adoption of two horses for the Houston Police Department's Mounted Patrol by contributing annually for their upkeep. The McNairs renamed the horses Texan Star and Cushing 56. In 2013, they adopted another horse that was renamed Sergeant Swatt 99.

McNair is the recipient of many awards, including the Anti-Defamation League's Torch of Liberty Award, the Northwood University Outstanding Business Leader Award, the Association for Private Enterprise Education's Herman W. Lay Memorial Award, the Distinguished American Award from the Houston Chapter of the National Football Foundation, the Distinguished Citizen Award from the Rotary Club of Houston, The South Main Center Association City Builder Award, the Houston Advertising Federation Annual Trailblazer Award recognizing him for significantly enhancing the overall image of Houston both locally and globally, the Distinguished Citizen Award from the Sam Houston Area Council of the Boy Scouts of America, The Denton A. Cooley Leadership Award from the Texas Heart Institute, the Freedoms Foundation at Valley Forge National Award for Outstanding Patriotism, Responsible Citizenship and Community Involvement and the Fellowship of Christian Athletes President and Mrs. George H. W. Bush Community Impact Award. In June 2005, Rice University announced that the newest building on the campus, the 167,000-square-foot home of the Jesse H. Jones Graduate School of Management, had been officially named Janice and Robert McNair Hall by the Rice Board of Trustees. In January 2006, the McNairs were the recipients of the Texas Association of Partners in Education Award for the Texas Outstanding Sports Partnership. In October 2007, the Baylor College of Medicine bestowed their first Pink Ribbon Hero Award for Ambassadorship on the McNairs for their support of past Pink Ribbon Houses and for their commitment to the fight against cancer. In April 2009 the McNairs were honored at the annual KIPP Academy dinner as devoted supporters of education for inner city and underprivileged youth. In May 2009, McNair was named Entrepreneur of the Decade by the Houston Technology Center. In November 2009, McNair was awarded the James A. Baker III Prize for Excellence in Leadership which recognizes nationally and internationally renowned leaders for their excellence in public service and civic life. In December 2009, McNair received the inaugural Rotary Lombardi Humanitarian Award. In February 2010, Janice and Bob

McNair received the Encore for Excellence Award from the High School for the Visual and Performing Arts for their support of the fine arts in the Houston Independent School District. In April 2010, the McNairs received the Kezia DePelchin Award for their support of the DePelchin Children's Center and long history of philanthropic efforts in the Houston area. In May 2010, McNair was inducted into the South Carolina Athletic Hall of Fame. McNair also is a founder of the Cotswold project, a revitalization project focused on downtown Houston. The Association of Fundraising Professionals honored the McNairs at their National Philanthropy Day Luncheon on Nov. 3, 2010 with their Maurice Hirsch Award for Philanthropy, the highest recognition given to honor an individual or family for their exceptional generosity and outstanding civic and charitable responsibility. The McNairs were selected to be featured as Houston Treasures in The Social Book – 2011, a Houston publication. McNair was honored by the Junior Achievement of Southeast Texas as a member of the Class of 2011 Laureates, JA Hall of Achievement in April 2011. Texas Children's Cancer Center honored the McNairs as the 2011 Community Champions in September 2011. The McNairs were honored to serve as headliners of the Escape Family Resource Center's annual Celebrity Serve Benefit in April 2012. In October 2012, the McNairs were honored at the 10th Anniversary of McNair Hall at Rice University. McNair was one of the Men of Distinction honored at the May 2013 luncheon benefitting medical research and treatment for children in the Texas Medical Center. Bob and Janice McNair were Honorary Co-Chairs of the Impact a Hero Gala in May 2013 and the Honorary Campaign Chairs for raising money for the American Cancer Society's Hope Lodge Houston. They will be the Community Partners Honorees along with the Houston Texans at the Houston Symphony's Centennial Opening Night in September 2013. In November 2013, they will be the Honorary Event Chairs for the DePelchin Children's Center Gala.

McNair is a current or past member of the Boards of Trustees of a number of institutions, including Rice University; Baylor College of Medicine; the Texas Heart Institute; Houston Grand Opera; the Museum of Fine Arts, Houston; the Greater Houston Partnership; the Greater Houston Convention and Visitors Bureau; the Free Enterprise Institute; the Sigma Chi Foundation and the Federal Reserve Banks of Dallas and Houston, and the World Presidents' Organization.

Born in Tampa, Fla., McNair and his wife, Janice Suber McNair, have been residents of Houston since 1960. Mr. McNair graduated from the University of South Carolina in Columbia in 1958 with a bachelor of science degree, and Mrs. McNair is a 1959 graduate of Columbia College in Columbia, S.C. In 1999, Mr. McNair received an honorary doctor of humane letters degree from the University of South Carolina. In May 2010, he was presented with an honorary doctor of humanities in Medicine from Baylor College of Medicine.



D. CAL McNAIR

VICE CHAIRMAN AND CHIEF OPERATING OFFICER

D. Cal McNair was named vice chairman of the Houston Texans in January 2008 and assumed the additional role of chief operating officer in April 2012. He has been a limited partner of the Texans since 2001. McNair also serves as the vice chairman of Palmetto Partners, Ltd., the private equity investing arm of The McNair Group.

McNair has been actively involved with the football operations of the Texans franchise since its inception and attends NFL meetings as part of team management. He also serves on the NFL Investment Committee. McNair was part of the Texans' search committee in the process of hiring head coach Gary Kubiak and general manager Rick Smith during the 2006 offseason.

Prior to 2001, McNair worked at Cogen Technologies for 11 years. In 1987, he was hired as one of the company's first employees. After beginning his tenure with Cogen, McNair helped oversee the construction of several major power plants in the eastern United States,

managing those assets in the areas of financial analysis and project management.

McNair is a member of the board of trustees of The Robert and Janice McNair Foundation, as well as the Robert and Janice McNair Educational Foundation. He is a director and vice president of the Houston Texans Foundation, a member of the United Way's prestigious Alexis de Tocqueville Society and a current or past member of the Amegy Bank Advisory Board, Houston Zoo Board, the Fort Worth Zoo Board and the All Saints Episcopal School Board in Fort Worth.

McNair attended the University of Texas at Austin, where he was a four-year member of the Longhorn football team. He earned a Master of Business Administration degree from the Rice University Jesse H. Jones Graduate School of Management.

Born in Houston, McNair attended Cypress-Fairbanks High School. McNair has five children. He resides in Houston with his wife, Hannah.

TEXANS LIMITED PARTNERS



Philip Burguières
Chairman and CEO
EMC Holdings



Kirbyjon H. Caldwell
Senior Pastor
Windsor Village United
Methodist Church



Mary Anne Dingus
Chairman
Dingus Investments



Charles W. Duncan III
President
Duncan Interests



Harry Gee Jr.
Principal
Law Offices of Harry
Gee and Associates,
PLLC, Board Certified
Immigration &
Nationality Law



E. Javier Loya
Chairman and CEO
OTC Global Holdings



Kay M. Onstead
President
Onstead Holdings, LLC



Gary R. Petersen
Partner
EnCap Investments,
L.P.



Fayez Sarofim
*President and
Chairman of the Board*
Fayez Sarofim & Co.



Joseph W. Sutton
Chairman and CEO
Sutton Ventures Group,
LLC



RICK SMITH

EXECUTIVE VICE PRESIDENT OF FOOTBALL OPERATIONS AND GENERAL MANAGER

Rick Smith, a visionary and the primary architect of one of the most talented rosters in the National Football League, is entering his eighth season as General Manager and third as Executive Vice President of Football Operations for the Houston Texans.

Named general manager by owner Bob McNair on June 5, 2006; Smith's appointment made him the youngest general manager in the NFL at 36 and reunited him with former Denver Broncos colleague and first-year Head Coach, Gary Kubiak. Smith is responsible for overseeing all football-related operations and the Texans player acquisition process, including scouting, signing, drafting and trading for top-tier players while managing the salary cap.

Smith adheres to several principles that have shaped his tenure and laid the team's foundation of talent and depth: Trust your evaluation of talent and character. Place value ahead of need. Believe in the process. Stay true to your board. Give players and coaches the tools they need to succeed. Build through the draft and supplement through free agency and trades.

From day one, Smith and his staff rolled up their sleeves and scoured the free agent, draft and trade markets for players who would thrive with the Texans; solely focused on transforming their 2-14 team into a perennial contender. The results have been impressive.

The Texans won their second consecutive AFC South division crown in 2012 and advanced to the Divisional round of the playoffs in 2011 and 2012, compiling a 22-10 regular season record that tied for the second-best mark in the AFC. Houston set a franchise mark with a 12-4 record in 2012; a 10-win improvement under Smith's leadership. Smith's tenure in Houston began with a 6-10 record, followed by a pair of 8-8 records in 2007 and 2008. In 2009, the Texans posted the first winning season in franchise history, narrowly missing the playoffs at 9-7. Houston bounced back from a 6-10 mark in 2010, going 10-6 in 2011, winning the AFC South and securing a playoff berth, both franchise firsts.

Collectively, the Texans' current roster, all acquired by Smith, with the exception of two players, has earned 38 Pro Bowl selections, 26 first- or second-team Associated Press All-Pro distinctions, two Defensive Player of the Year awards and one Defensive Rookie of the Year award. Nine Texans were selected to the Pro Bowl following the 2012 season, tied for the most in the NFL with Super Bowl runner-up San Francisco.

Smith's six first-round picks, between 2007-12, have combined to start 263 of the 282 games they have

played. Three of the six have earned All-Pro honors: left tackle Duane Brown, linebacker Brian Cushing and defensive end J.J. Watt. Watt, the 11th overall pick in 2011, was named the 2012 Defensive Player of the Year following one of the best defensive performances in NFL history and a league-leading 20.5 sacks. Cushing was selected 15th overall in 2009 and went on to be named the AP Defensive Rookie of the Year and earn second-team All-Pro honors twice. Brown is widely considered one of the best left tackles in the NFL and is the first lineman in franchise history to earn All-Pro recognition, doing so in 2011 and 2012.

Unrestricted free agents have also thrived in Houston on Smith's watch. Defensive end Antonio Smith signed with Houston in 2009 and has set career highs in sacks each of the last two seasons, earning a trip to the Pro Bowl following the 2011 season. Left guard Wade Smith signed with the Texans in 2010 from Kansas City and made the first Pro Bowl of his career in 2012, his 10th season. Cornerback Johnathan Joseph, who helped turn the Texans' defense around after signing from Cincinnati in 2011, has been to the league's all-star game each of the last two seasons.

Smith also orchestrated the trades that brought quarterback Matt Schaub from Atlanta in 2007 and center Chris Myers from Denver in 2008. Both have signed contract extensions and earned multiple Pro Bowl berths since, with Schaub throwing for more than 4,000 yards in three of the last four seasons.

Smith places a premium on college free agents. The most well-known college free agent success story in Texans history is running back Arian Foster. Undrafted out of Tennessee in 2009, Foster signed with Houston and spent most of his rookie season on the practice squad. Foster started 2010 with a 231-yard effort against Indianapolis and went on to have the best season ever by an undrafted running back, winning the 2010 rushing title, All-Pro honors and the first of three consecutive Pro Bowl nods. He has led the NFL in touchdowns in two of the last three seasons and has risen from practice squad player to one of the most complete backs in the NFL.

Smith has found a way to consistently strengthen Houston's roster and is continuing to build upon a foundation of talent and depth with the cornerstones of scrupulous evaluation, opportunistic free agency signings, smart trades and a methodical draft strategy.

2011 tested these principles unlike any other year. The Texans faced a drastically shortened 2011 offseason, a complete defensive scheme change, and a glut of in-

RICK SMITH

jured starters, including season-ending injuries to starting and backup quarterbacks, Schaub and Matt Leinart, and Pro Bowler Mario Williams. In addition, All-Pro wide receiver Andre Johnson missed more than half the season due injury.

Smith's principles and commitment to the Texans' player acquisition strategy withstood the storm. Most notably was the play of rookie fifth-round draft pick T.J. Yates. Yates was pressed into action following the losses of Schaub and Leinart and became the first rookie quarterback to orchestrate comeback wins in his first two starts since 1968, including Houston's playoff-clinching victory at Cincinnati in Week 13.

The Texans finished 2011 with the NFL's second-ranked defense, a dramatic improvement over the unit that ranked 30th in the NFL in 2010. Houston's 91.2-yard improvement was the third-greatest leap for a defense from one year to the next since 1970. On offense, Houston set a franchise rushing record for the second straight season and ranked second in the NFL with 153.0 rushing yards per game.

The 2013-14 season is poised to be continuation of individual player honors and team success following the signings of nine-time Pro Bowl safety Ed Reed (Baltimore) and seven-time Pro Bowl punter Shane Lechler (Oakland) in the 2013 offseason.

Smith's leadership, vision and success has not gone unnoticed by the league. NFL Commissioner Roger Goodell appointed Smith to the NFL's prestigious Competition Committee on December 5, 2008. He has earned the recognition from his peers who honored him with the Tank Younger Award in 2008, presented annually by the Fritz Pollard Alliance for outstanding work in an NFL front office. He was an original member of the General Managers Advisory Committee, which provides advice and other feedback to the NFL Football Operations department on the integrity of the game, expansion of technology and other ways to improve the game.

In his former role with the Broncos, Smith was responsible for evaluating players from around the NFL

as well as those in NFL Europe, the Canadian Football League, the Arena Football League and other professional leagues. He also played a central role in the club's preparation for the college draft and was one of the Broncos' primary negotiators for player contracts.

With Smith heading the pro personnel department, the Broncos posted the league's fifth-best regular-season record from 2000-05, going 61-35 (.635). The 61 wins were the most of any AFC West team during that span, 10 more than the next closest team, Kansas City. Denver was one of only four teams in the NFL to reach the playoffs each season from 2003-05.

Before moving into the front office, Smith spent four years as the Broncos' assistant defensive backs coach and earned two Super Bowl rings while helping guide a unit that consistently ranked as one of the league's best. The team won more games from 1996-98 (46) than any club during that three-year period.

Smith joined the Broncos on April 3, 1996, following a two-year stint as defensive backs coach at his alma mater, Purdue University. He spent a short time at TCU prior to joining the Broncos.

A 1992 graduate of Purdue, Smith began his coaching career as a graduate assistant with the Boilermakers, serving as the school's assistant strength and conditioning coordinator. After serving as the team's graduate assistant tight ends coach for one season, Smith was hired as the secondary coach, becoming the youngest full-time position coach in the Big Ten Conference at the time at the age of 24.

Smith started at strong safety and was a defensive captain for Purdue as a senior in 1991. A native of Petersburg, Va., he attended Meadowdale High School in Dayton, Ohio. Smith is also a member of the Fellowship of Christian Athletes.

Smith and his wife, Tiffany, live in Houston with sons, Robert LaMar and Christian LaMar, and daughter, Avery Jordan.



JAMEY ROOTES PRESIDENT

Jamey Rootes serves as president of the Houston Texans and is responsible for all business functions

of the club.

Since joining the Texans, Rootes has overseen the team's efforts to secure stadium naming rights and sponsorship, coordinated radio and TV broadcasting relationships, engineered the club's successful ticket and suite sales campaigns, led the creation and launch of the team's identity, developed the team's highly-acclaimed customer service strategy.

Under Rootes' leadership, the Texans have earned many distinctions, including numerous "Crystal Awards" for marketing excellence. J.D. Power & Associates recognized the team for providing the best fan experience in the NFL and even featured the Texans as a service success story in their book entitled "Satisfaction." The Texans were also recognized with Sports Business Journal's PRISM Award, which is given annually to the top major professional sports team based on business excellence criteria. After securing back-to-back AFC South Championships, the Texans have extended their sell-out streak to 112 consecutive home games, a Houston NFL record and a testament to the quality of service and entertainment provided by the organization on game day. As a result, the Texans have consistently been recognized as one of the most valuable professional sports franchises both in the NFL and globally, as measured by a variety of business publications. In 2012, the Houston Texans were recognized as one of Houston's "Best Places to Work" by the Houston Business Journal.

Rootes was selected twice by SportsBusiness Journal as a member of its distinguished "Forty Under 40" list of leading sports executives. Rootes maintains an

active role in the community and serves on a number of boards, including the Greater Houston Partnership, the United Way of Greater Houston, the Houston Food Bank, the Presbyterian School and the Greater Houston Convention and Visitors Bureau. He also oversees the activities of the Houston Texans Foundation, which generated more than \$1 million in 2012 to benefit youth and families in the Houston area. Since inception, the Texans have helped raise more than \$20 million through annual fundraising events, disaster response programs, the United Way and partnerships with non-profit organizations on game day.

Prior to joining the Texans, Rootes helped to launch Major League Soccer as president and general manager of the Columbus Crew. During his tenure, the Crew was consistently among the league's strongest teams both on and off the field, and Rootes was recognized as Executive of the Year in 1996 and Marketing Executive of the Year in 1999. Rootes helped lead the construction of Crew Stadium in 1999, which was the first stadium of its type in the United States. This facility earned distinction as America's Foremost Sports Facility of the Year and led to the development of numerous soccer-specific stadiums across the United States over the past decade, including BBVA Compass Stadium in Houston.

A native of Stone Mountain, Ga., Rootes attended Clemson University and was a member of the Tigers' soccer team that captured two NCAA titles. He also served as Student Body President. While earning a master's of business administration at Indiana University, he served as an assistant soccer coach for the Hoosiers. Rootes previously held positions at IBM and Procter & Gamble before entering sports. He lives in West University with his wife, Melissa, and their children, Christopher and Caroline.



SCOTT SCHWINGER

**McNAIR GROUP PRESIDENT AND CHIEF EXECUTIVE OFFICER,
TEXANS CHIEF FINANCIAL OFFICER**

Scott Schwinger serves as President and CEO of the McNair Group and as Chief Financial Officer for the Texans.

For the past 19 years, Schwinger has held positions with various companies owned, directly or indirectly, by Robert C. McNair including President of Palmetto Partners Ltd., RCM Financial Services, L.P., and Vice President of Cogen Technologies. In April 2010, he was named the CEO of The McNair Group. In his role, he oversees the investment and management activities for The McNair Group of companies which include portfolios of public and private equities and certain operating companies. Schwinger also serves as managing director of EMC Holdings, L.L.C., a private energy investment fund.

Schwinger oversees a staff of more than 30 and is responsible for the financial reporting, budgeting, cash management, risk management, management information systems and all debt and equity financings of the Texans and the other McNair Group companies. He pro-

vided the financial analysis support beginning in 1998 to bring professional football back to Houston. Schwinger also served on the Houston Super Bowl XXXVIII Host Committee, Inc. In addition, he provides strategic and investment management oversight, venture capital due diligence, and negotiates deal structuring for all McNair Group companies.

Since the award of the team in 1999, Schwinger has successfully coordinated and structured debt financings totaling \$675 million, one of the largest and most successful series of financings to date for a professional sports team.

Schwinger earned a Bachelor of Arts in mathematics from Vanderbilt University and a Master's of Business Administration from the University of Texas at Austin. In the community, he serves on the boards of the YES Prep Public Schools, The Make-A-Wish Foundation and The Endowment Fund. He is also a member of the Young Presidents Organization. He and his wife, Becca, both native Houstonians, are the parents of sons, Corbin and Charley, and daughter, Cara.



SUZIE THOMAS

**EXECUTIVE VICE PRESIDENT, GENERAL COUNSEL AND
CHIEF ADMINISTRATIVE OFFICER**

Suzie Thomas joined the Houston Texans and The McNair Group in March 2000. She oversees the legal, human resources and business administration functions for both groups and holds positions with various other entities in The McNair Group.

Thomas previously served as general counsel and vice president of human resources of Corporate Brand Foods America, Inc., a meat processing business that was subsequently purchased by Tyson Foods. Prior to CBFA, Thomas spent 16 years at Weatherford International, Inc., an international energy service and manufacturing company, the last 12 years as senior vice president and general counsel. She started her legal career as an associate attorney at Baker Botts L.L.P. in Houston.

Thomas earned her law degree from the University of Houston's Bates College of Law and her undergraduate degree in Spanish from the University of Texas. Thomas is a member of the State Bar of Texas. Thomas received the 2004 University of Houston Law Center's Corporate Sector Award and the 2005 Houston Business Journal Award for Best General Counsel with a staff of two to ten. Thomas also serves on the Board of Directors of Child Advocates, Inc.

Thomas resides in Houston.



JOHN SCHRIEVER **SENIOR VICE PRESIDENT, TICKETING AND** **EVENT MANAGEMENT**

John Schriever is in his 14th year with the Texans and his 29th in the professional sports industry. Schriever has been part of the sales and service of more than 38 million tickets to sporting events during his career. He started with the Texans in July 2000 as Director of Ticket Operations and was promoted to Vice President, Ticketing and Event Management in July 2003, and Senior Vice President, Ticketing and Event Management in June 2011. Schriever oversees all aspects of ticketing and event services for the Texans and Lone Star Sports and Entertainment.

Schriever began his sports business career with the Texas Rangers Baseball Club in 1984 as a season ticket sales intern. He became a full-time staff member in the spring of 1985 and was promoted to director of ticket operations prior to the 1989 season. The Rangers underwent a variety of changes during Schriever's 12-year tenure with the franchise: the team was purchased

by an ownership group headed by George W. Bush, acquired pitcher Nolan Ryan, closed Arlington Stadium, opened The Ballpark in Arlington and hosted the 1995 Major League Baseball All-Star Game.

During the summer of 1996, Schriever worked with the Atlanta Committee for the Olympic Games at the Summer Olympics. He worked in ticketing as a customer service manager at Fulton County Stadium and Olympic Stadium.

Following the Olympic Games, Schriever joined the Texas Motor Speedway in Ft. Worth as director of tickets. He was part of the management staff that opened the Speedway in the spring of 1997 to a debut crowd of more than 200,000 for its inaugural Winston Cup race.

Schriever is a graduate of Stephen F. Austin State University, where he earned a degree in business management. He and his wife, Dana, who holds a degree in teaching from the University of Texas, have two children, Nicholas and Sarah.



GREG GRISSOM **VICE PRESIDENT, CORPORATE DEVELOPMENT**

Greg Grissom was named Houston Texans Vice President, Corporate Development in April 2012 but has been a part of the team's business operations staff since the inaugural 2002 season. He first joined the Texans as a corporate sales manager before being promoted to director of corporate development in 2006, and senior director of corporate development in May 2011.

Grissom oversees the Texans' corporate partnerships, sales of all related properties, contract negotiations and account services of the team's partners. He has nearly two decades of experience in sports sponsorship sales, planning, execution and event marketing.

Before joining the Texans, Grissom worked for Enron Corp. as a sports marketing specialist and spent more than four years with the Houston Astros as an account services manager and later as the club's promotions coordinator.

Grissom represents the Texans on the Board of Directors of the Gulf Coast Chapter of the Juvenile Diabetes Research Foundation. A native of Austin, he attended Baylor University. He lives in Houston with his wife, Jamie, and their daughter, Campbell, and son, Sam.



MARILAN LOGAN

VICE PRESIDENT AND CHIEF ACCOUNTING OFFICER

Marilan Logan is in her 14th year with the Houston Texans and serves as the franchise's Vice President and Chief Accounting Officer, managing all aspects of financial matters for the Texans and Lone Star Sports & Entertainment organizations. Logan joined the Texans as the team's controller in February 2000 and was promoted to vice president and controller in April 2007 before assuming her current position in September 2011.

Logan came to the Texans after serving as controller/treasurer for the Houston Aeros Hockey Club, Aerodromes Ice Rinks, and the Houston Aeros Foundation for two seasons.

Prior to joining the Houston Aeros, Logan was the controller for the Houston Oilers (now Tennessee Titans) from 1978-97. Her responsibilities included accounting for player contracts, maintaining the club's financial records and aiding club management with special projects. Prior to the Oilers, she was a cost accounting specialist for Reed Tool Company.

Marilan and her husband, Rick, have a daughter, Sandy; two sons, Jeff and Roy; and two grandsons, Kyle and Todd. The couple resides in Humble.



CHRIS OLSEN

VICE PRESIDENT, FOOTBALL ADMINISTRATION

Chris Olsen is in his seventh season with the Texans and fourth as the team's vice president of football administration. Olsen's primary responsibility with the Texans is to work closely with General Manager and Executive Vice President Rick Smith on negotiating player contracts and managing the salary cap.

Prior to joining the Texans' staff, Olsen spent 13 years working at the National Football League office in New York. Olsen served as the manager of labor operations with the NFL Management Council from 1999-2006. He was responsible for reviewing and analyzing player contracts to ensure teams were in compliance with the Collective Bargaining Agreement (CBA) and salary cap, and also provided assistance to club executives pertaining to player-related areas of the CBA. He also served as a League liaison to the NFL Players Association regarding player contract matters, served as a national game representative, as well as an instant replay communicator.

Olsen began his tenure with the NFL in 1994 as an analyst in the player personnel department. He was promoted to coordinator in 1998 and became responsible

for all facets of the player petition process on special eligibility for the NFL Draft (underclassman prospects), including coordinating player evaluations for the College Advisory Committee. He produced annual reports for the Competition Committee and reviewed player contracts to ensure their compliance with the NFL's Constitution and By-Laws.

Olsen began working in professional sports during his senior year in college with the Springfield Indians Hockey Club of the AHL in 1989-90, where he served as a public relations/marketing intern. After spending a brief time working for Ark-Asset Management Company, a financial services firm in New York City, he continued his sports career in 1992 while in graduate school by serving as a public relations/marketing intern for the Hartford Whalers of the NHL. Prior to joining the NFL, he worked for the New Jersey State Golf Association.

Olsen is a native of Little Silver, N.J. He earned his degree in business administration from Western New England College in 1990 and earned a master's degree in sports management from Springfield College in 1997. Olsen and his wife, Kim, reside in Houston.



JEFF SCHMITZ **VICE PRESIDENT, INFORMATION TECHNOLOGY**

Jeff Schmitz is entering his 12th season with the Texans but has been an employee of The McNair Group since March, 1997. Schmitz was elevated to vice president of information technology in 2013 after serving as senior director and director of information technology from 2008-12.

Schmitz is and is responsible for leading the overall IT functions for the Houston Texans and The McNair Group. He was named director of information technology in January, 2008 and was promoted to senior director of information technology in 2012.

Since joining the Houston Texans and McNair Group, Schmitz held various positions in the finance and accounting departments before moving in the IT department as manager of information technology. His experience in accounting systems, applications, network design, security and project management bring the Texans a unique set of talents to support and grow existing IT systems.

Schmitz earned a BBA in accounting from Pittsburg State University in Kansas. He lives in Missouri City with his wife, Leslie, and their daughters, Courtney and Hannah.



GREG WATSON **VICE PRESIDENT, FINANCE**

Greg Watson joined The McNair Group and the Houston Texans in November 1999 after working as an international finance associate in the energy industry. In his current position as vice president of finance, Watson is involved in all aspects of the team's debt and equity financing activities, long-range financial forecasting and special project analyses.

His other responsibilities include deal sourcing, due diligence and deal structuring for The McNair Group private equity investments.

Watson earned his bachelor of arts in political science from Vanderbilt University and his MBA with a focus on finance and entrepreneurship from the University of Texas. He and his wife, Cathy, both native Houstonians, live in Houston with their children, Claire, William and Gardner.

TEXANS COMMUNITY SCOREBOARD

H-E-B SACKS FOR HUNGER

Throughout the 2012 season, the Texans defense teamed up with Texas grocery chain H-E-B and the Houston Food Bank to help feed Houston's families with the **H-E-B Sacks For Hunger** program.

H-E-B donated \$1,000 to the Food Bank's hunger relief efforts for every sack the Texans defense recorded during the season. According to the Food Bank, every dollar donated can provide three full meals.

Through their play on the field in 2012, the "Bulls on Parade" helped provide 141,000 meals for hungry Houstonians.

H-E-B SACKS FOR HUNGER, YEAR BY YEAR

Season	Texans		
	Sacks	H-E-B Donation	Meals
2012	47	\$47,000	141,000
2011	53*	\$53,000	159,000
2010	30	\$30,000	90,000
2009	30	\$30,000	90,000
TOTALS	160	\$160,000	480,000

* Includes playoff games

TOUCHDOWNS FOR TREES

Once again in the 2012 season, +ImageNet Consulting partnered with the Texans on the **Touchdowns For Trees** program.

For every offensive touchdown the Texans scored in 2012, ImageNet funded the purchase and installation of one tree to be planted in the city. In 2011, the Texans scored 46 touchdowns and thus 46 trees were added to the Houston landscape.

TOUCHDOWNS FOR TREES, 2012

Game, Date	Texans TDs	Trees
Miami, 9/9	3	3
at Jacksonville, 9/16	3	3
at Denver, 9/23	4	4
Tennessee, 9/30	5	5
at New York Jets, 10/8	2	2
Green Bay, 10/14	3	3
Baltimore, 10/21	5	5
Buffalo, 11/4	3	3
at Chicago, 11/11	1	1
Jacksonville, 11/18	5	5
at Detroit, 11/22	4	4
at Tennessee, 12/2	3	3
at New England, 12/10	2	2
Indianapolis, 11/16	2	2
Minnesota, 11/23	0	0
at Indianapolis, 11/30	1	1
TOTALS	46	46

HCC FIELD OF OPPORTUNITY SCHOLARSHIP PROGRAM

Through a landmark partnership, Houston Community College will provide a minimum of \$50,000 in scholarships annually to members of the Boys and Girls Club. The **HCC Field of Opportunity Program**, which is supported through HCC's partnership with the Houston Texans, builds on HCC's Opportunity 14 scholarships administered by the Houston Community College Foundation.

With this program, each time the Texans scored 14 points, an Opportunity 14 scholarship was awarded. And, in addition, when the Texans held an opponent below 14 points, an Opportunity 14 Scholarship was also be awarded. The scholarships will be presented in both wins and losses, recognizing that with education there is always a winner.

HCC OPPORTUNITY 14 SCHOLARSHIPS, 2012

Game, Date	Texans	Opp.Scholarships	Total Value
Miami, 9/9	30	10	2 \$6,000
at Jacksonville, 9/16	27	7	2 \$6,000
at Denver, 9/23	31	25	1 \$3,000
Tennessee, 9/30	38	14	1 \$3,000
at New York Jets, 10/8	23	17	1 \$3,000
Green Bay, 10/14	24	42	1 \$3,000
Baltimore, 10/21	43	13	2 \$6,000
Buffalo, 11/4	21	9	2 \$6,000
at Chicago, 11/11	13	6	1 \$3,000
Jacksonville, 11/18	43	37	1 \$3,000
at Detroit, 11/22	34	31	1 \$3,000
at Tennessee, 12/2	24	10	2 \$6,000
at New England, 12/10	14	42	1 \$3,000
Indianapolis, 11/16	29	17	1 \$3,000
Minnesota, 11/23	6	23	0 \$0
at Indianapolis, 11/30	16	28	1 \$3,000
TOTALS		20	\$60,000






**TEXANS
FANS BELIEVE**



DOWNLOAD THE FAN ZONE APP TO
PREDICT YOUR TEAM'S PLAYS AND
WIN AMAZING PRIZES EACH WEEK

HERE WE GO.

ENJOY RESPONSIBLY © 2013 A-B, Bud Light® Beer, St. Louis, MO
FAN ZONE WEEKLY CHALLENGE: No Purchase Necessary. Open to US residents 21+. Ends 1/21/14.
See Official Rules at www.budlight.com/FanZone for complete details including how to play, entry deadlines
and prizes. Message and data rates may apply. Void where prohibited.



COACHING STAFF



WE ARE
TEXANS





GARY KUBIAK

HEAD COACH

EIGHTH SEASON WITH TEXANS/20TH NFL SEASON

Gary Kubiak has transformed the Houston Texans from a two-win club into back-to-back AFC South division champions and one of the most well-rounded teams in the NFL since taking the reins as head coach in 2006. Kubiak's offensive system has consistently ranked among the NFL's best and he has used a talented roster and coaching staff to key the ascension of Houston's defense.

Kubiak was named the AFC Coach of the Year by Kansas City-based NFL 101 after leading the Texans to a 10-6 regular season record and the franchise's first AFC South division crown, playoff berth and playoff win in 2011. The Houston native followed up that landmark campaign in 2012 with a 12-4 record, another AFC South crown and a second consecutive trip to the Divisional round of the playoffs. He has a franchise-record 61 wins (including the playoffs) since being named the second head coach of the Houston Texans on Jan. 26, 2006.

The Texans have had the five best seasons in franchise history under Kubiak's guidance, going 8-8 in 2007 and 2008 before producing the first winning season in team history in 2009 at 9-7, and the 2011 and 2012 playoff seasons. Kubiak's tenure has been marked by offensive proficiency, producing the top six scoring, total offense and passing season marks in franchise history from 2007-12. Houston and Denver are the only two teams in the NFL to produce at least one top-five total offense, rushing offense and passing offense performance since 2008. The top three rushing seasons in franchise history have come on Kubiak's watch as well, including a franchise-record 153.0 yards per game in 2011, which ranked second in the NFL.

Four of the Texans' top five defensive seasons have come under Kubiak, including the third-largest defensive turnaround in NFL history from 2010 to 2011. The 2011 Texans gave up 285.7 yards per game to rank second in the League after giving up 376.9 yards per game and ranking 30th in 2010.

Strong team performances on offense and defense have been sparked by some outstanding individual efforts under Kubiak. Twenty-six of the 30 Pro Bowl elections in team history have come during Kubiak's tenure and the Texans are the only team in the NFL to have produced a rushing, receiving, passing and sack leader since Kubiak became head coach.

One of Kubiak's primary goals upon arriving in Houston was to create a home field advantage at Reliant Stadium, and he has made significant strides in that

direction. The Texans have posted a 37-21 (.638) home record since 2006, including a 2-0 record in the playoffs, and have had at least a .500 record at home in each of Kubiak's seven seasons. The team was 10-22 (.315) at home prior to Kubiak's arrival.

Kubiak's squad produced a number of team and individual franchise milestones in 2012. The Texans set franchise records with a 12-4 record, 26.0 points per game and an AFC-best nine Pro Bowl selections. Second-year defensive end J.J. Watt led the NFL with 20.5 sacks and became the first player in franchise history to be voted Associated Press Defensive Player of the Year. Wide receiver Andre Johnson had a resurgent season and led the AFC with 1,598 yards receiving. Left tackle Duane Brown, left guard Wade Smith and center Chris Myers were selected to the Pro Bowl from the offensive line. Brown and Watt were both AP First Team All-Pro selections.

Houston was one of two teams to rank in the top 10 in the NFL in both offense and defense (seventh in both) in the regular season. It also marked the first time in the 52-year history of professional football in the city of Houston that a franchise won home playoff games in back-to-back seasons.

In 2011, Houston's offense battled through a glut of maladies to reach the playoffs for the first time, including season-ending injuries to quarterbacks Matt Schaub and Matt Leinart. Despite the injuries, Houston posted a franchise-record seven-game winning streak, ranked second in the NFL in rushing and became the first team since 2003 to win three consecutive games with three different starting quarterbacks. Rookie quarterback T.J. Yates led a stretch run to the playoffs, while cornerback Johnathan Joseph, Myers and defensive end Antonio Smith earned their first trips to the Pro Bowl, and running back Arian Foster earned his second consecutive selection. The Texans defeated Cincinnati 31-10 in the franchise's first playoff game on Jan. 7, 2012 at Reliant Stadium.

The Texans experienced key injuries on defense and a number of last-minute losses to finish the 2010 season at 6-10. While the 2010 season fell short of expectations, the Texans set a team record for total offense for the fourth consecutive season and ranked third in the NFL, averaging 386.6 yards per game. Houston was the only AFC team to rank in the top 10 in both rushing (seventh with 127.6 yards per game) and passing (fourth with 259.0 yards per game).

The offense produced three Pro Bowl selections in 2010, with the backfield combination of Foster and

GARY KUBIAK

fullback Vonta Leach making their first trips to Hawaii, while Johnson fought through injury to make his fifth Pro Bowl. Foster re-wrote the team single-game and season rushing records on the way to becoming the Texans' first-ever NFL rushing champion. The former practice squad player set an NFL record for an undrafted back with 1,616 yards rushing and also led the League with 2,220 yards from scrimmage and 18 total touchdowns.

Foster's breakout year was complemented by Schaub becoming the 12th player in NFL history to throw for 4,000-plus yards in back-to-back seasons; and the duo became just the second pair of teammates in NFL history to lead the League in passing yards one year and rushing yards the next.

Kubiak guided the Texans to a 9-7 record in 2009, highlighted by a season-ending four-game win streak to capture the franchise's first winning season. Houston narrowly missed its first-ever playoff berth, losing a tie-breaker for the final spot on the last day of the season. The 2009 Texans set franchise records for total offense, scoring offense, total defense and scoring defense. A then-franchise-record five players earned trips to the Pro Bowl, led by Pro Bowl MVP Schaub.

The 2008 Texans matched their record from the year before, going 8-8 despite starting the season 0-4 in the aftermath of Hurricane Ike, which devastated much of Houston and southeast Texas. Houston became just the 10th team in NFL history to finish at .500 or better after losing four games to start a season. The offense enjoyed its most productive season, ranking third in the NFL and setting a franchise record with 6,113 total yards.

In Kubiak's second season, the team achieved the best record in franchise history to that point, finishing 8-8. The Texans won three of their last four and five of their last seven to finish the season at .500. Kubiak's team also set a franchise mark with a 6-2 record at Reliant Stadium after going 4-4 at home in 2006, which was the best home mark at the time.

In his rookie season, Kubiak tripled the team's win total of the previous year, guiding the club to a 6-10 record. The six victories included wins in three of the last five and the franchise's first win against Indianapolis. All six wins came against AFC opponents, giving the Texans their most wins against conference foes in team annals to that point.

Kubiak came to Houston with the reputation of being an offensive mastermind and has lived up to that billing. In 112 regular-season games under Kubiak, Houston has averaged 358.4 yards per game, which ranks second in the AFC and sixth in the NFL, compared to an average of 266.5 yards per game from 2002-05, which was last in the AFC and 31st in the NFL. Houston has averaged 23.1 points per game under Kubiak to rank



The Houston Texans have the NFL's third-ranked offense since 2008 with an average of 379.1 yards per game. fourth in the AFC and is 6.9 points per game better than before his arrival.

The most dramatic improvement has been made by the offensive line. After giving up a League-worst 68 sacks in 2005, the line has allowed an average of 30.7 per season under Kubiak. This has allowed the passing game to flourish, averaging 240.4 yards per game to rank third in the AFC since 2006. The line also allowed the Texans rushing attack to average 117.9 yards per game during the last six years and has produced an NFL-best 26 100-yard rushing performances by players since 2010.

Kubiak has made a habit of surrounding himself with great coaches throughout his tenure in Houston. One of his first hires in 2006 was former Green Bay head coach Mike Sherman, who served as the assistant head coach/offense and then offensive coordinator in Kubiak's first two seasons. In 2008, Kubiak bolstered his staff with two of the brightest minds in football, hiring offensive line guru Alex Gibbs as the assistant head coach/offense and 1995 NFL Coach of the Year Ray Rhodes as the assistant defensive backs coach. In 2010, he hired former Denver Broncos teammate and colleague, Rick Dennison, as offensive coordinator. The Texans set a franchise record for total yards in 2010 and have posted the top three rushing seasons in franchise history since Dennison's arrival.

In 2011, Kubiak added one of the most respected defensive minds in the game, Wade Phillips, as defensive coordinator. Phillips implemented his 3-4 defensive scheme that has now led teams to the playoffs in his first year coaching at each of his last eight stops, including the 2011 Texans.

As head coach, Kubiak has also been responsible for the performance of the defense, which is stocked full of talent, including five starters with Pro Bowl experi-

GARY KUBIAK



Gary Kubiak led the Texans to back-to-back AFC South division titles and the first two playoff berths in franchise history in 2011 and 2012.

ence. The 2009 AP Defensive Rookie of the Year, Brian Cushing, led the team in tackles in three of his first four seasons. Watt had one of the best defensive seasons in NFL history in 2012 with 20.5 sacks, 16 passes defensed, 39 tackles for loss and 42 quarterback hits on the way to earning nearly every major award. Veteran cornerback Johnathan Joseph has made the Pro Bowl each of the last two seasons.

Now former Texans, outside linebacker Mario Williams and inside linebacker DeMeco Ryans, the 2006 AP Defensive Rookie of the Year, were the first two draft picks of the Kubiak era, and they set the tone for an excellent track record on draft day. Following the lead of Ryans and Williams, tight end Owen Daniels gave the Texans a League-best three Pro Bowlers from the 2006 draft class. Former right tackle Eric Winston also emerged as a starter from that class. Kubiak's first draft class started a total of 352 combined games for the Texans from 2006-11.

The Texans' 2007 draft class was led by former defensive tackle Amobi Okoye, the youngest first-round draft pick in NFL history. Okoye held the franchise rookie sack record with 5.5 until the 2011 season and was the most productive player at that position from that draft class. In 2008, first-round pick Brown started all 16 games at left tackle, while running back Steve Slaton won the rookie rushing title with a franchise-record 1,282 yards. The 2009 class was highlighted by Cushing, cornerback-turned-safety Glover Quin, a fourth-round pick who went on to start 12 games as a rookie, and college free agent Foster. Cornerback Kareem Jackson, the Texans' first-round pick in 2010, started all 16 games as a rookie and has grown into one of the top-performing cornerbacks in the AFC.

The 2011 draft class, highlighted by the play of Watt, linebacker Brooks Reed and Yates, had the biggest col-

lective impact as rookies in franchise history. Outside linebacker Whitney Mercilus, the 2012 first-round pick out of Illinois, set a franchise rookie record with 6.5 sacks.

Kubiak spent 20 of the previous 23 years in the Denver area, where he earned a reputation as a brilliant offensive strategist. He played in 119 games and tossed 14 touchdowns for the Broncos from 1983-91 as the backup for Hall of Fame quarterback John Elway. During his time as a player in the Mile High City, Kubiak was a part of three teams that reached the Super Bowl.

Kubiak began his coaching career in 1992 as the running backs coach at his alma mater, Texas A&M. Under Kubiak's watchful eye, running back Greg Hill was named second team All-America his junior year. Hill was selected by the Kansas City Chiefs in the first round of the 1994 draft.

Kubiak started his NFL coaching career as the quarterbacks coach of the San Francisco 49ers in 1994 and guided Hall of Famer Steve Young to his best season as a pro. Young was named the NFL MVP for the second time in his career.

Under Kubiak's tutelage, Young had a career-high 70.3 completion percentage, threw for 35 touchdowns and 3,969 yards, and set an NFL record with a 112.8 passer rating, a mark that stood for 10 seasons. Young captured Super Bowl XXIX MVP honors by tossing a record six touchdowns in San Francisco's 49-26 win against the San Diego Chargers.

In the spring of 1995, Kubiak returned to the Broncos as offensive coordinator, where he steered Denver to the organization's best numbers in team history and helped lead the team to seven postseason trips and two Super Bowl titles in 11 seasons.

Kubiak began his tenure in Denver as the offensive coordinator/quarterbacks coach to his former teammate, Elway. Kubiak made an immediate impact as Elway threw for 3,970 yards, the second-best mark of his Hall of Fame career. Elway increased his touchdown passes from 16 in 1994 to 26 in 1995. During the final four years of his career (1995-98), Elway tossed 101 touchdown passes, second only to Brett Favre in that span.

Kubiak's offense featured one of the best tight ends in NFL history. Shannon Sharpe, who ranks second all-time among tight ends in receptions, receiving yards, and touchdowns, spent seven years under Kubiak. Sharpe, a 2011 Pro Football Hall of Fame inductee, averaged 61 receptions per season in that time and had a career-high 1,107 yards receiving in 1997.

Kubiak's offenses have always been based on balance. The Broncos' running game was focused around a strong system instead of an individual. A Broncos runner eclipsed the 1,000-yard rushing mark in 10 of Kubiak's 11 seasons. Denver saw five different runners

COACHING STAFF

GARY KUBIAK

rush for more than 1,000 yards, more than any team in the NFL, in that span.

Kubiak turned to Terrell Davis to tote the ball as the Broncos won back-to-back Super Bowls in the late '90s. In 1997, Davis became only the fourth running back in NFL history to rush for more than 2,000 yards in a season. During the 1997-98 seasons, he rushed for 3,758 yards, most of any running back in back-to-back campaigns between 1995-2005. Davis' 2,008 rushing yards in 1997 are the fifth-most in NFL history. He won AP Offensive Player of the Year honors in 1996 and 1998.

Following Elway's retirement, Kubiak turned his offense over to second-year quarterback Brian Griese, who threw for 3,032 yards in his first season as the Broncos' starter. In the 2000 season, Griese was named to the Pro Bowl and guided the Broncos' offense to rank second in the NFL in points scored and total offense.

That same season, Mike Anderson rushed for 1,487 yards, at the time a franchise rookie record. Anderson set the NFL single-game rookie rushing record with 251 yards against the New Orleans Saints. That year, Kubiak's receivers, Ed McCaffrey (101) and Rod Smith (100), became just the second pair of teammates in NFL history to grab at least 100 receptions.

In 2002, the Broncos drafted running back Clinton Portis in the second round. In his rookie season, Portis rushed for 1,508 yards, breaking Anderson's rookie mark, and was named the AP Offensive Rookie of the Year. The Broncos' rushing attack averaged 141.6 yards per game, which ranked second in the AFC. The offense totaled 380.6 yards per game, which was third in the NFL.

Kubiak relinquished his quarterbacks coach title in 2003, turning the duties over to Pat McPherson. That offseason, Denver signed quarterback Jake Plummer from the Arizona Cardinals and Plummer was immediately transformed. Despite missing five games his first season in Denver, Plummer threw for more touchdowns (15) than interceptions (seven) for the second time in his career. The 2004 season saw Plummer throw for 4,089 yards, most in Broncos history. He also tossed 27 touchdown passes, tying Elway's 1997 club record.

Plummer stayed on his feet in Kubiak's offense. After being sacked an average of 36 times per season in Arizona, Plummer was sacked an average of 17 times per year in Denver. Every season in Kubiak's system, Plummer threw more touchdowns than interceptions and led the Broncos to the playoffs from 2003-05.

In 2005, Kubiak's offense ranked fifth in the NFL with 5,766 total yards and his rushing attack was second in the League, averaging 158.7 yards per game. The Broncos were led by Anderson's 1,014 yards on the ground and Tatum Bell's 921 yards. Denver finished 2005 with a 13-3 record, winning their division for the

first time since 1998, the last time they appeared in the Super Bowl.

In his 11 years as offensive coordinator, Kubiak's Broncos amassed 66,501 total yards and 465 touchdowns, most in the NFL in that span. He coached 14 different Broncos who made the Pro Bowl and Denver's rushing attack totaled 25,022 yards, most in the NFL, during his tenure.

OFFENSIVE PROWESS UNDER KUBIAK

The Houston Texans have put up some impressive offensive numbers under head coach **Gary Kubiak** since 2006. **Houston is one of only two teams to have had its total offense, passing offense and rushing offense each rank in the top five at least once since 2008.** The Denver Broncos have also accomplished the feat.

OFFENSIVE PRODUCTION UNDER KUBIAK (2006-12)

Year	Total	Rank	Rush	Rank	Pass	Rank
2006	279.1	28	105.4	21	173.6	27
2007	333.6	14	99.1	22	234.4	6
2008	382.1	3	115.4	13	266.7	4
2009	383.1	4	92.2	30	290.9	1
2010	386.6	3	127.6	7	259.0	4
2011	372.1	13	153.0	2	219.1	18
2012	372.1	7	132.7	8	239.4	11
Totals	358.4	6	117.9	15	240.4	8
Since 2008	379.2	3	124.2	7	255.0	6

KUBIAK OFF THE FIELD

Kubiak has been active in his support of U.S. military services for a number of years. For the past eight years, Kubiak has served as the celebrity spokesperson for Impact A Hero, a non-profit organization that provides a means to provide emotional and financial support for severely wounded and disabled War on Terror veterans and their families. He participated in the Eighth Annual Impact A Hero 5k Run, Walk and Wheel on June 2, 2012. In June 2011, he embarked on his first USO Tour to the Middle East.

In addition to his individual efforts, Kubiak has also supported U.S. military services with the Texans. For the last three years, the Texans and Kubiak have hosted more than 150 guests from all five branches of the military at practice during Salute to Service Week, among other events. Salute to Service Week has culminated with hundreds of servicemen and women attending a Texans game at which they are recognized. In 2010, the Texans defeated Kansas City, 35-31; and Houston topped Cleveland in 2012, 30-12. The Texans remained undefeated on Salute to Service Week with a 21-9 win against Buffalo on Nov. 4, 2012.



COACHING STAFF

GARY KUBIAK

Kubiak returned to his roots when he took the reins as head coach of the Texans. He starred at Houston's St. Pius High School, where he was an all-state selection, passing for 6,190 yards during his high school career. He was inducted into the Texas High School Hall of Fame in 1999.

Kubiak attended Texas A&M, where he was selected All-Southwest Conference in 1982. He led the conference in attempts (324), completions (181), percentage (55.9) yardage (1,948), touchdowns (19), and total offense (1,885) as a senior. He set the SWC passing touchdown record with six against Rice during his junior season. He earned his degree in physical education before being drafted by the Broncos in the eighth round (197th overall) in the 1983 draft.

Kubiak, born in Houston, is married to Rhonda. The couple has three sons and two daughters in law: Klint and his wife, Tessa, Klay and his wife, Marissa, and Klein. Klint, a former safety at Colorado State, is in his

first season as an offensive quality control coach with the Minnesota Vikings. Klay played quarterback at Colorado State and is now teaching and coaching at Strake Jesuit in Houston. Klein is a senior wide receiver at Rice.

KUBIAK'S COACHING LEDGER

2006-13: Head Coach, Houston Texans
 2003-05: Offensive Coordinator, Denver Broncos
 1995-02: Offensive Coordinator/Quarterbacks, Denver Broncos
 1994: Quarterbacks, San Francisco 49ers
 1992-93: Running Backs, Texas A&M

GARY KUBIAK'S YEAR-BY-YEAR NFL COACHING RESULTS

Year	Team	Position	Reg. Season			Playoffs	
			W	L	T	W	Finish
1994	San Francisco 49ers	Quarterbacks	13	3	0	3	0 NFC West/Super Bowl Champions
1995	Denver Broncos	Off. Coord./Quarterbacks	8	8	0	0	0 4th AFC West
1996	Denver Broncos	Off. Coord./Quarterbacks	13	3	0	0	1 AFC West Champions/Divisional
1997	Denver Broncos	Off. Coord./Quarterbacks	12	4	0	4	0 2nd AFC West/Super Bowl Champions
1998	Denver Broncos	Off. Coord./Quarterbacks	14	2	0	3	0 AFC West/Super Bowl Champions
1999	Denver Broncos	Off. Coord./Quarterbacks	6	10	0	0	0 5th AFC West
2000	Denver Broncos	Off. Coord./Quarterbacks	11	5	0	0	1 2nd AFC West/Wild Card
2001	Denver Broncos	Off. Coord./Quarterbacks	8	8	0	0	0 3rd AFC West
2002	Denver Broncos	Off. Coord./Quarterbacks	9	7	0	0	0 2nd AFC West
2003	Denver Broncos	Off. Coord.	10	6	0	0	1 2nd AFC West/Wild Card
2004	Denver Broncos	Off. Coord.	10	6	0	0	1 2nd AFC West/Wild Card
2005	Denver Broncos	Off. Coord.	13	3	0	1	1 AFC West Champions/AFC Championship
2006	Houston Texans	Head Coach	6	10	0	0	0 4th AFC South
2007	Houston Texans	Head Coach	8	8	0	0	0 4th AFC South
2008	Houston Texans	Head Coach	8	8	0	0	0 3rd AFC South
2009	Houston Texans	Head Coach	9	7	0	0	0 2nd AFC South
2010	Houston Texans	Head Coach	6	10	0	0	0 3rd AFC South
2011	Houston Texans	Head Coach	10	6	0	1	1 AFC South Champions/Divisional
2012	Houston Texans	Head Coach	12	4	0	1	1 AFC South Champions/Divisional
Totals			186	118	0	13	7
7-Year Texans Totals			59	53	0	2	2





BILL KOLLAR **ASSISTANT HEAD COACH/DEFENSIVE LINE** **FIFTH SEASON WITH TEXANS/25TH NFL SEASON**

Bill Kollar is in his fifth year as the Texans assistant head coach/defensive line. Kollar, who played eight seasons in the NFL as a defensive lineman, has 25 years of experience coaching in the NFL, including the last 24 as a defensive line coach. Prior to Houston, he spent the previous three years coaching the defensive line in Buffalo.

Kollar's unit has thrived after switching to a 3-4 scheme in 2011, fronting a defense that ranks third in yards allowed (304.5) and rushing yards allowed (96.8), and is fourth in points allowed (19.0) in the last two seasons. The Texans have also posted back-to-back seasons with a franchise-record 44 sacks, ranking fifth in the NFL.

Several defensive linemen posted career numbers in 2012, including the Associated Press Defensive Player of the Year, J.J. Watt, who led the NFL with 20.5 sacks and became the first player in history with at least 14 sacks and 14 passes defended in the same season. Defensive end Antonio Smith set a career high with 7.0 sacks and third-year nose tackle Earl Mitchell posted a career-best 51 tackles.

Kollar helped the Texans transition from a 4-3 to a 3-4 scheme with great success in 2011 and received huge contributions from the defensive line. Houston saw the third-largest defensive improvement in NFL history since the 1970 AFL-NFL merger. The Texans ranked second in the NFL in total defense with 285.7 yards per game in 2011 after giving up 376.9 yards per game and ranking 30th in 2010. The defensive line played its part in helping the Texans set team records for rushing yards allowed (96.0 per game) and sacks (44). Smith earned his first career Pro Bowl berth with a career-high 6.5 sacks. Watt earned team Rookie of the Year honors and was named to the PFW/PFWA All-Rookie team after recording 5.5 sacks and 56 tackles in the regular season.

Kollar directed Houston's first line of defense to the two best run-stopping seasons in franchise history in his first two years with the team. In addition, the Texans defense recorded at least 30 sacks in three consecutive seasons for the first time in franchise history from 2009-11 under Kollar's tutelage. Houston's 2010 rush defense held three opponents to less than 50 yards and set a franchise record by limiting Washington to 18 yards rushing in an overtime win.

Several individuals posted personal bests on Kollar's defensive line in 2010. Veteran defensive tackle Shaun Cody started all 16 games for the first time in his career and registered a career-high 38 tackles, while defensive tackle Amobi Okoye also set a career high with 44 tackles. Defensive end Mario Williams fought through injury the entire

season to lead the team with 8.5 sacks despite spending the final three games of the season on injured reserve.

In his first season with the Texans, Kollar helped the defensive line improve throughout the season. Williams led the team with 9.0 sacks and earned his second consecutive Pro Bowl trip. Rookie defensive end Connor Barwin and free agent Smith were second on the team with 4.5 sacks apiece. The unit was a key on the defense's overall improvement, helping hold opponents to 84.3 yards per game on the ground in the last 13 contests.

Prior to his stint with Buffalo, Kollar coached the defensive line in St. Louis from 2001-05. Kollar helped defensive end Leonard Little emerge as a premier sack artist, with 57 sacks in that time. The Rams earned a trip to the Super Bowl in 2001, Kollar's first season with the team.

From 1990-2000, Kollar worked as the Atlanta Falcons defensive line coach. In 1998, the Falcons' defensive line tied for the NFL lead by giving up only six rushing touchdowns and set a team record by allowing an average of 75.2 rushing yards as Atlanta won the NFC Championship and earned a trip to Super Bowl XXXIII.

Kollar, 60, began his coaching career as a defensive assistant/special teams for Tampa Bay in 1984. He spent a year as a graduate assistant at Illinois in 1985 following his year in Tampa Bay. He was promoted to defensive line/special teams coach for the Illini in 1986 and spent two years in that position. Kollar assumed the same role at Purdue from 1988-89 before returning to the NFL.

Kollar was an All-America defensive lineman at Montana State and earned the Most Valuable Player award at the 1974 Senior Bowl. He was selected in the first round (23rd overall) of the 1974 NFL Draft by the Cincinnati Bengals and played eight seasons for Cincinnati and Tampa Bay.

Kollar and his wife, Jan, have two sons, Chad and Clint.

KOLLAR'S COACHING LEDGER

2009-13:	Assistant head coach/defensive line, Houston Texans
2007-08:	Defensive line, Buffalo Bills
2001-05:	Defensive line, St. Louis Rams
1990-00:	Defensive line, Atlanta Falcons
1988-89:	Defensive line/special teams, Purdue
1986-87:	Defensive line/special teams, Illinois
1985:	Graduate assistant, Illinois
1984:	Defensive assistant/special teams, Tampa Bay Buccaneers





RICK DENNISON

OFFENSIVE COORDINATOR

FOURTH SEASON WITH TEXANS/19TH NFL SEASON

Rick Dennison is in his fourth season as the Houston Texans' offensive coordinator. Dennison enters his 19th season in the NFL as a coach and his 28th year in the League overall. Prior to joining Gary Kubiak's staff in 2010, Dennison had spent his entire NFL tenure with the Denver Broncos, first as a player from 1982-90 and then as a coach from 1995-2009.

The Texans' offense has become synonymous with success in the run game since Dennison joined the staff in January 2010. Houston has an NFL-best 26 individual 100-yard rushing performances, ranks third in the NFL with 137.8 rushing yards per game, is second in the NFL with 62 combined rushing touchdowns and has produced the three best rushing seasons in franchise history. Eight different Texans offensive players have earned Pro Bowl invitations in that time.

The Texans offense helped set a franchise record with 26.0 points per game and ranked seventh in the NFL with 372.1 yards per game in 2012. Seven offensive players earned a trip to the Pro Bowl, including wide receiver Andre Johnson, who had a resurgent season with 1,598 yards and four touchdowns. Running back Arian Foster led the NFL in touchdowns for the second time in three seasons with 17 and ranked second in the AFC with 1,424 yards rushing. Quarterback Matt Schaub eclipsed the 4,000-yard mark for the third time in his career and second time under Dennison behind a line that featured three Pro Bowlers: left tackle Duane Brown, left guard Wade Smith and center Chris Myers. Brown was also named Associated Press first team All-Pro.

Dennison's offense persevered through several injuries to key players in 2011. Houston set franchise records with 2,448 rushing yards (153.0 per game) and 546 rushing attempts to rank second in the NFL and excelled in the postseason, averaging 159.5 rushing yards per game in helping the Texans reach the Divisional round. Houston led the NFL in time of possession (32:41) and set a franchise record for fewest interceptions thrown with nine, despite having three different starting quarterbacks. Schaub and backup Matt Leinart went down with season-ending injuries in consecutive weeks late in the regular season, leaving rookie fifth-round draft pick T.J. Yates to lead the offense throughout the six remaining regular season games and postseason.

The 2011 Texans had two running backs rush for more than 900 yards in a season for the first time in franchise history, with Foster finishing fifth in the NFL with 1,224 yards and Ben Tate rushing for 942 yards. Foster and

Tate both rushed for more than 100 yards in the same game twice during the season, making Houston just the sixth team since 1985 to accomplish the feat. Myers was selected to the Pro Bowl, a first for a Texans lineman, and Brown earned second team AP All-Pro and PFWA/PFWA All-AFC honors.

Houston's offense experienced record-setting success with a renewed emphasis on the running game under Dennison in 2010. The Texans offense ranked third in the NFL with the league's seventh-ranked rushing offense and fourth-ranked passing attack. Houston set franchise records with 390 points, 6,186 total yards of offense (386.6 per game) and 2,042 yards rushing (127.6 yards per game). Dennison's offense helped Foster become the franchise's first NFL rushing and scoring leader with a franchise-record 1,616 yards rushing and 18 touchdowns.

Dennison's first stint as an offensive coordinator in the NFL came in Denver from 2006-08 after his predecessor, Kubiak, left the Broncos to become head coach of the Texans. Dennison coached the Broncos offensive line from 2001-05 and again in 2009. He also coached Denver's special teams from 1997-2000 and was an offensive assistant from 1995-96.

With Dennison at the helm, Denver's offense averaged 350.5 yards per game from 2006-08 and rushed for 124.4 yards per game, averaging 4.6 yards per carry. Despite starting a rookie at left tackle and a second-year player at right tackle in 2008, the Broncos gained 6,333 yards to rank second in the NFL and the offensive line allowed a franchise-record-low 12 sacks.

In 2007, Denver was fourth in the NFL in yards per play (5.7) and fifth in yards per rush (4.6). In 2006, Dennison's first season at the helm of the offense, Denver ranked fifth in the NFL with an average of 360.4 yards per game.

With Dennison in charge of either the offensive line or the entire offense from 2001-09, the Broncos ranked second in the NFL with an average of 135.1 rushing yards per game. Denver's 4.5-yard rushing average in that time period was the third-highest in the League. The Broncos line also excelled in pass blocking, surrendering just 226 sacks in nine years, which was the fourth-fewest in the League in that time.

Dennison coached Denver's special teams from 1997-2000 and helped the Broncos win back-to-back World Championships in 1997 and 1998. Under his tutelage, punt returner Darrien Gordon and kicker Jason Elam both earned trips to the Pro Bowl and punter Tom Rousen was one of the most consistent punters in the

RICK DENNISON

League. Dennison began his coaching career as an offensive assistant in Denver from 1995-96 after coaching for three years at the high school level for Suffield Academy in Suffield, Conn.

Dennison played linebacker for the Broncos from 1982-90, appearing in 128 games with 52 starts and three Super Bowls (XXI in 1986, XXII in '87 and XXIV in '89). In 1989, he received the Ed Block Memorial Courage Award. Dennison ranked second on the Broncos in tackles with 133 during the 1988 campaign while posting a team-high three fumble recoveries.

Dennison joined the Broncos as a college free agent in 1982 after a fine collegiate career at Colorado State, where he earned three varsity letters and was a second-team Academic All-American as a senior. In 1979, Dennison earned a bachelor's degree in civil engineering from CSU followed by a master's degree in the same field from CSU in 1982.

Born in Kalispell, Mont., Dennison attended Rocky Mountain High School in Fort Collins, Colo., where he lettered in football, basketball and baseball. His father, George, was president of the University of Montana before retiring in July 2010. Rick and his wife, Shannon, have five children: sons Joseph, Steven and Trey, and twin daughters, Abrynn and Allie.

Joseph graduated from Yale, where he played football, and now works in Seattle. He was married to his wife, Hayley, in February 2011. Steven, a left-handed pitcher, was drafted in the 34th round of the 2010 Major League Baseball Draft by the Florida Marlins out of Wheaton (Ill.) College and signed a free agent contract with the Houston Astros in June 2011.

DENNISON'S COACHING LEDGER

2010-13: Offensive coordinator, Houston Texans
 2009: Offensive line, Denver Broncos
 2006-08: Offensive coordinator, Denver Broncos
 2001-05: Offensive line, Denver Broncos
 1997-00: Special teams, Denver Broncos
 1995-96: Offensive assistant, Denver Broncos
 1992-94: Assistant, Suffield (Conn.) Academy

RE-WRITING THE RECORD BOOKS

Below is a look at some of the notable team records set with Rick Dennison as offensive coordinator.

NOTABLE TEAM SEASON RECORDS SET OR TIED UNDER DENNISON

Category	Previous Record	New Record
Points	390 (2010)	416 (2012)
Extra Points	43 (2009 and 2010))	45 (2012)
Net Yards	6,129 (2009)	6,186 (2010)
First Downs	340 (2009)	360 (2010)
Rushing Yards	2,042 (2010)	2,448 (2011)
First Downs Rushing	118 (2010)	131 (2011)
Rushing Avg./Carry	4.3 (2008)	4.8 (2010)
Rushing Touchdowns	16 (2004, 2008)	20 (2010)
Fewest Ints. Thrown	13 (2005, 2006)	12 (2010)
Fewest Fumbles	15 (2010)	12 (2012)
Fewest Fumbles Lost	6 (2010)	4 (2012)

DENNISON AND THE RUN GAME

Rick Dennison has helped produce a 1,000-yard rusher in eight of his 12 years as an offensive line coach (Denver, 2001-05, '09) or offensive coordinator (Denver, 2006-08; Houston, 2010-12).

1,000-YARD PERFORMANCES UNDER DENNISON

Year	Team	Back	Att.	Yds	Avg	TD
2002	DEN	Clinton Portis	273	1,508	5.5	15
2003	DEN	Clinton Portis	290	1,591	5.5	14
2004	DEN	Reuben Droughns	275	1,240	4.5	6
2005	DEN	Mike Anderson	239	1,014	4.2	12
2006	DEN	Tatum Bell	233	1,025	4.4	2
2010	HOU	Arian Foster	327	1,616	4.9	16
2011	HOU	Arian Foster	278	1,224	4.4	10
2012	HOU	Arian Foster	351	1,424	4.1	15

Dennison has helped orchestrate the running game for 10 top-10 NFL performances in the last 12 seasons, including eight seasons producing 2,000 or more yards.

TEAM RUSHING UNDER DENNISON

Year	Team	Position	Att.	Yds	Avg	Rnk
2001	DEN	Offensive Line	481	1,877	3.9	10
2002	DEN	Offensive Line	457	2,266	5.0	5
2003	DEN	Offensive Line	543	2,629	4.8	2
2004	DEN	Offensive Line	534	2,333	4.4	4
2005	DEN	Offensive Line	542	2,539	4.7	2
2006	DEN	Offensive Coordinator	488	2,152	4.4	8
2007	DEN	Offensive Coordinator	429	1,957	4.6	9
2008	DEN	Offensive Coordinator	287	1,862	4.8	12
2009	DEN	Offensive Line	440	1,836	4.2	18
2010	HOU	Offensive Coordinator	423	2,042	4.8	7
2011	HOU	Offensive Coordinator	546	2,448	4.5	2
2012	HOU	Offensive Coordinator	508	2,123	4.2	8



JOE MARCIANO SPECIAL TEAMS COORDINATOR 12TH SEASON WITH TEXANS/28TH NFL SEASON

Joe Marciano is in his 12th season as special teams coordinator for the Houston Texans and his 28th season coaching special teams in the NFL. Marciano and running backs coach Chick Harris are the only coaches who have been with the Texans since the team's inception in 2002.

Marciano directed three first-year Texans to franchise records on special teams in 2012. Rookie wide receiver Keshawn Martin ranked fifth in the NFL with a franchise-record 12.14 average on punt returns and was one of 12 players to produce more than 1,000 return yards on special teams in 2012. Martin totaled 267 yards on 22 punt returns and 741 yards on 31 kickoff returns for 1,008 combined return yards. Punter Donnie Jones set club marks with a 47.2 punting average and a 40.5 net punting average. Kicker Shayne Graham ranked fifth among NFL kickers with a franchise-record 138 points.

Newcomers weren't the only Texans to set special teams records in 2012. Outside linebacker Bryan Braman became the first player in franchise history to block two punts in a season, both of which were recovered or returned for touchdowns. In addition, safety Danieal Manning set the AFC Divisional round record with 216 yards on four kickoff returns (54.0 average).

In 2011, the Texans set a franchise record with 529 punt return yards, besting the franchise standard of 512 set in 2010. Former wide receiver Jacoby Jones had a career-high 518 yards on punt returns and set a franchise record with the third punt return touchdown of his career. Kicker Neil Rackers set franchise records with 135 points and 32 field goals made. Rookie Brett Hartmann and veteran Matt Turk combined for a franchise-record 44.0-yard punting average, and Hartmann and Rackers set a team mark with 38 combined touchbacks on kickoffs. Marciano's kickoff coverage unit ranked seventh and held opponents to a franchise-low 22.4-yard kickoff return average.

The Texans' kicking game excelled in 2010, with Rackers setting a franchise record by converting 90 percent of his field goal attempts (27-of-30) and all 43 point-after attempts. Rackers scored 124 points and converted 70-of-73 combined kick attempts (95.9 percent).

Marciano's coverage units held opponents to a 4.3-yard punt return average and 22.5 yards per kickoff return in 2009. Jacoby Jones averaged 10.9 yards per punt return and 26.6 yards per kick return, including a 95-yard kick return for touchdown against Oakland. Kicker Kris Brown surpassed the 1,000 points for his career and eclipsed the 100-point mark for the third

straight season with 106 points to go along with a pair of game-winning field goals. Turk set the team single-season punting record for the third straight year, averaging 42.8 yards per punt.

The 2008 special teams unit was one of the most consistent and explosive in the NFL. Brown turned in the best season of his career, setting franchise records with 124 points, 29 field goals and an .879 field goal percentage. Jones returned two punts for touchdowns and finished third in the AFC with a 12.1-yard punt return average. Turk broke his own franchise mark with a 42.3-yard average on a record-low 53 attempts.

The Texans tied three NFL special teams records in 2007. Houston became the fourth team in NFL history with four kickoff returns for touchdowns. Wide receiver André Davis tied another League record when he became the seventh player in history to return two kickoffs for a touchdown in one game, doing so against Jacksonville in the season finale. Brown, who led the team with 115 points, became just the third kicker in League history to make three field goals of 50 yards or longer in one game, doing so against Miami. Turk also set team records for gross and net punting average in his first season as a Texan, and the coverage unit held opponents to a record-low 151 punt return yards.

In 2006, the Texans ranked sixth in the League in punt return average, at 10.5 yards per return; and the kick coverage team held opponents to the sixth-worst starting field position in the League.

Marciano's tenure as special teams coordinator was highlighted during the 2005 season. Pro Bowl selection and AP first-team All-Pro kick returner Jerome Mathis was also honored by the NFL Alumni as the Special Teams Player of the Year and the Texans Rookie of the Year. He ranked second in the NFL with 54 kickoffs for 1,542 yards and two touchdowns. He was the only player in the NFL to return two kicks for scores that season.

Marciano helped Brown finish the 2005 season with 102 points, including 26 field goals. Stanley also had a stellar 2005 season, finishing with 29 punts inside the 20-yard line, the fourth most in the NFL. His 6.6 yard-per-return average ranked sixth in the NFL.

In 2004, Brown nailed a career-high nine touchbacks. Second-year linebacker Antwan Peek had a breakout year with 18 special teams tackles and a blocked punt. Meanwhile, the Texans ranked seventh in the AFC in opponent average starting field position.

In 2003, Stanley led the NFL with 36 punts inside the 20 and his 36.7-yard net average ranked sixth in the League. Brown nailed 18-of-22 field goals, missing just

JOE MARCIANO

one inside 50 yards. J.J. Moses ranked fifth in the AFC with a 23.4-yard kickoff return average.

In 2002, Brown connected on 13 field goals from 40-plus yards. Stanley ranked second in the AFC in net average (36.8) and led the conference with 36 punts inside the 20. The Texans also scored two touchdowns on special teams (punt return, punt block), recovered three fumbles, and yielded just 5.7 yards per punt return, leading the AFC.

Marciano arrived in Houston after spending the previous six seasons in the same capacity with the Tampa Bay Buccaneers. Under Marciano, the Bucs boasted one of the NFC's most consistent special teams units. Tampa Bay blocked 20 kicks, registered nine of the 10 longest punt and kickoff returns in club annals, and recorded 10 NFC Special Teams Player of the Week awards during his six seasons.

Kicker Martin Gramatica posted remarkable numbers during his first three NFL seasons. Gramatica nailed 84-of-101 field goal attempts (counting playoffs) and earned a Pro Bowl berth in 2000, breaking his own club single-season records in points (126), field goals (28), consecutive field goals (16), 50-plus-yard field goals (five), and extra points (42). Tampa Bay also set a team mark and tied an NFL mark by blocking seven kicks (four field goals, three punts), returning two for touchdowns in 2000.

In 1999, linebacker Shelton Quarles broke a 10-year Bucs single-season record with 31 special teams tackles. Tampa Bay opponents averaged just 17.6 yards per kickoff return, which set a club record. In 1998, Marciano's charges set single-season club marks in both kickoff return average (23.7) and punt-return average (13.7). In 1997, the Bucs finished first in the NFL in opponent net punting and opponent field-goal percentage.

Marciano joined the Bucs after spending the previous 10 years as the special teams coach for the New Orleans Saints. For the first nine of those campaigns, he also coached the team's tight ends. During Marciano's New Orleans tenure, he coached three special teams players who were selected for the Pro Bowl (Morten Andersen, Tyrone Hughes, Bennie Thompson).

Marciano's first professional football job came as the special teams/tight ends coach for the Philadelphia/Baltimore Stars of the USFL, helping the club win two league championships. Marciano joined the Stars after spending 1982 as the tight ends/special teams coach at Temple.

In 1981, Marciano tutored the tight ends for Joe Paterno at Penn State. Marciano also coached wide receivers at Villanova (1980) and Rhode Island (1978-79). He began his college coaching career overseeing the tight ends at East Stroudsburg University in 1977. Marciano

coached at Wyoming Area High School in West Pittston, Pa., in 1976.

A native of Dunmore, Pa., Marciano was a quarterback at Temple, where he earned his bachelor's degree in health and physical education. He serves as a spokesperson for Autism Speaks and is very active in the organization's annual fundraising walk held each fall in Houston.

Marciano is an avid fisherman who has conducted various fishing tournaments and has appeared on numerous ESPN fishing shows. In 1993, Marciano was inducted into the Northeast Chapter of the Pennsylvania Sports Hall of Fame. He is single and resides in Missouri City with his son, Joseph.



Joe Marciano (above) and Running Backs Coach Chick Harris are the only two Texans coaches who have been on staff since the inaugural 2002 season.

MARCIANO'S COACHING LEDGER

- 2002-13: Special Teams Coordinator, Houston Texans
- 1996-01: Special Teams, Tampa Bay Buccaneers
- 1995: Special Teams, New Orleans Saints
- 1986-94: Special Teams/Tight Ends, New Orleans Saints
- 1983-85: Special Teams/Tight Ends, Philadelphia/Baltimore Stars
- 1982: Special Teams/Tight Ends, Temple
- 1981: Tight Ends, Penn State
- 1980: Wide Receivers, Villanova
- 1978-79: Wide Receivers, Rhode Island
- 1977: Tight Ends, East Stroudsburg State
- 1976: Wyoming Area (Pa.) High School



WADE PHILLIPS **DEFENSIVE COORDINATOR** **THIRD SEASON WITH TEXANS/37TH NFL SEASON**

Wade Phillips is in his third season as the Houston Texans defensive coordinator. Phillips has 37 years of coaching experience, including the last 31 as a defensive coordinator or head coach. Phillips was named Texans defensive coordinator on Jan. 5, 2011.

Phillips has helped orchestrate 14 top-10 defensive performances and has helped lead teams to 13 playoff appearances, all of which have come since 1988, as a head coach or defensive coordinator.

He has reached the playoffs in his first season with each of the last eight teams he has taken over as head coach or defensive coordinator, including the Houston Texans in 2011. Phillips' defense helped the Texans win a franchise-record 12 games in 2012 and make their second consecutive trip to the playoffs.

The 2012 Texans defense, led by Associated Press Defensive Player of the Year J.J. Watt, ranked in the League's top 10 in total defense, rushing defense, scoring defense, sacks and third-down defense. The second-year defensive end put together what Phillips called simply the "best season ever," leading the NFL with 20.5 sacks, batting down 16 passes, forcing four fumbles and recovering two en route to becoming the franchise's first-ever player of the year award winner.

Phillips earned recognition as the PFW/PFWA Assistant Coach of the Year in 2011 after the Texans' defense finished second in the NFL with 285.7 yards allowed per game. Phillips installed a 3-4 scheme that yielded the third-largest single-year improvement since the 1970 AFL-NFL merger, flipping a unit that gave up 379.6 yards per game and ranked 31st in the NFL in 2010.

Phillips' current post with the Texans marks the second time he and head coach Gary Kubiak have been on the same sideline. Kubiak and Phillips' tenures overlapped with the Denver Broncos from 1989-91. Kubiak played for the club from 1983-91 and Phillips served as defensive coordinator from 1989-92 before taking over as the franchise's head coach from 1993-94.

Phillips, 66, served as head coach of the Dallas Cowboys from 2007 until midway through the 2010 season, compiling a 34-22 record (.607 winning pct.). Under Phillips, the Cowboys' defense gave up an average of 329.9 yards per game to rank 10th in the NFL during his tenure and played a key role in producing three straight winning seasons from 2007-09, including two playoff appearances and the franchise's first playoff win in 12 seasons in 2009. He owns a career coaching record of 83-66, including the postseason.

Prior to his tenure in Dallas, Phillips served as defensive coordinator for the San Diego Chargers from 2004-06. The Chargers gave up fewer than 20 points per game all three years Phillips was at the helm of the defense, posted three straight winning seasons and qualified for the playoffs in 2004 and 2006.

He served as interim head coach of the Atlanta Falcons for the final three games of 2003 after joining the franchise as defensive coordinator in 2002. From 1998-2000, Phillips was the head coach of the Buffalo Bills, compiling a 29-19 record and leading the team to two playoff appearances and the top overall defense in that time. Buffalo led the NFL in total defense in 1999, allowing only 266.2 yards and 14.3 points per game. Before taking the reins in Buffalo, he was the team's defensive coordinator from 1995-97.

Phillips' first coordinator position came with the New Orleans Saints from 1981-85. He then moved on to serve as defensive coordinator and linebackers coach for the Philadelphia Eagles from 1986-88. His NFL coaching career began in Houston, with the Oilers in 1976, serving on the staff of his father, legendary coach Bum Phillips, until 1980.

The Texans' defensive coordinator has strong ties to the city of Houston and the state of Texas, coaching at the high school, collegiate and professional levels in the Lone Star State. He was born in Orange, Texas and played his prep career at Port Neches-Grove High School in Port Neches. Phillips played linebacker at the University of Houston from 1966-68 and coached for the Cougars in 1969.

Phillips returned to his roots from 1970-72, serving as the defensive coordinator at Orange (Texas) High School. In 1973, he joined the Oklahoma State University staff, coaching linebackers for two seasons. Phillips was then hired to coach the defensive line at Kansas in 1975, his last season coaching in the college ranks.

Phillips and wife Laurie have one son, Wesley, who is the tight ends coach with the Dallas Cowboys, and a daughter, Tracy, who is a professional actress, dancer and choreographer in Hollywood, Calif. He resides in Houston and is the only member of the Texans' coaching staff on Twitter (@sonofbum).

COACHING STAFF

WADE PHILLIPS

PHILLIPS' COACHING LEDGER

2011-13: Defensive Coordinator, Houston Texans
 2007-10: Head Coach, Dallas Cowboys
 2004-06: Defensive Coordinator, San Diego Chargers
 2002-03: Defensive Coordinator, Atlanta Falcons
 1998-00: Vice President of Football Operations/
 Head Coach, Buffalo Bills
 1995-97: Defensive Coordinator, Buffalo Bills
 1993-94: Head Coach, Denver Broncos
 1989-92: Defensive Coordinator, Denver Broncos
 1986-88: Defensive Coordinator, Philadelphia Eagles
 1981-85: Defensive Coordinator, New Orleans Saints
 1977-80: Defensive Line, Houston Oilers
 1976: Linebackers, Houston Oilers
 1975: Defensive Line, University of Kansas
 1973-74: Linebackers, Oklahoma State
 1970-72: Defensive Coordinator, Orange H.S.
 1969: Graduate Assistant, University of Houston

HISTORICAL IMPROVEMENT

Houston's second-ranked defense was far and away the NFL's most improved unit in 2011, giving up 285.7 yards per game compared to 376.9 yards per game in 2010. The Texans defense was just as impressive in a historical context. **Houston's 91.2-yard-average improvement was the third-best since the 1970 AFL-NFL merger.**

BIGGEST TURNAROUND DEFENSES SINCE THE 1970 MERGER

Team	Season	G	Rush		Pass		Tot Yds/G	Y1-Y2 Diff
			Yds	Yds	Yds	Yds/G		
Oakland	1997	16	2,246	3,870	6,116	382.3		
Oakland	1998	16	1,674	2,876	4,550	284.4	(97.9)	
Atlanta	1976	14	2,577	2,001	4,578	327.0		
Atlanta	1977	14	1,858	1,384	3,242	231.6	(95.4)	
Houston	2010	16	1,751	4,280	6,031	376.9		
Houston	2011	16	1,536	3,035	4,571	285.7	(91.2)	
Pittsburgh	1989	16	2,008	3,541	5,549	346.8		
Pittsburgh	1990	16	1,615	2,500	4,115	257.2	(89.6)	
Tennessee	1999	16	1,550	3,695	5,245	327.8		
Tennessee	2000	16	1,390	2,423	3,813	238.3	(89.5)	
Chicago	1983	16	2,000	3,132	5,132	320.8		
Chicago	1984	16	1,377	2,486	3,863	241.4	(79.4)	

PHILLIPS AS A COORDINATOR

NEW ORLEANS SAINTS (1981-85)

Year	Record	Def.		Total		Pts.
		Rnk	Defense	Allowed	Rnk	
1981	4-12	12	343.3	23.6	24	
1982 (Strike)	4-5	6	315.3	17.8	8t	
1983	8-8	3	320.5	21.1	12	
1984	7-9	5	333.4	22.6	19	
1985	5-11	24	383.6	25.1	22	

PHILADELPHIA EAGLES (1986-88)

Year	Record	Def.		Total		Pts.
		Rnk	Defense	Allowed	Rnk	
1986	5-10-1	18	351.9	19.5	12	
1987 (Strike)	7-8	26	380.1	25.3	25	
1988	*10-6	28	380.9	19.9	14	

DENVER BRONCOS (1989-92)

Year	Record	Def.		Total		Pts.
		Rnk	Defense	Allowed	Rnk	
1989	*11-5	3	298.8	14.1	1	
1990	5-11	22	352.1	23.4	23	
1991	12-4	7	305.9	14.7	3	
1992	8-8	23	337.5	20.6	19	

BUFFALO BILLS (1995-97)

Year	Record	Def.		Total		Pts.
		Rnk	Defense	Allowed	Rnk	
1995	*10-6	17	343.1	20.9	12t	
1996	*10-6	10	317.4	16.6	6	
1997	6-10	11	324.8	22.9	23	

ATLANTA FALCONS (2002-03)

Year	Record	Def.		Total		Pts.
		Rnk	Defense	Allowed	Rnk	
2002	*9-6-1	23	352.0	19.6	8	
2003	5-11	32	394.6	26.4	30	

SAN DIEGO (2004-06)

Year	Record	Def.		Total		Pts.
		Rnk	Defense	Allowed	Rnk	
2004	*12-4	16	343.9	19.6	11	
2005	9-7	16	327.3	19.5	13	
2006	*14-2	10	323.5	18.9	7	

HOUSTON TEXANS (2011-13)

Year	Record	Def.		Total		Pts.
		Rnk	Defense	Allowed	Rnk	
2011	*10-6	2	285.7	17.4	4	
2012	*12-4	7	323.3	20.7	9t	

*Indicates playoff team





JOHN BENTON OFFENSIVE LINE EIGHTH SEASON WITH TEXANS/10TH NFL SEASON

John Benton is in his eighth season as the offensive line coach for the Houston Texans. Benton's offensive lines have provided protection and paved the way for some of the top individual and team offensive performances in the NFL in that time and have helped turn the Texans offense into one of the most productive in the League.

Houston set franchise records for total offense each year from 2008-10 and has registered the top three rushing seasons in franchise history from 2010-12, including franchise rushing records in 2010 and 2011. The Texans lead the NFL with 26 individual 100-yard rushing games since 2010 and have led the League in time of possession each of the last two seasons.

Benton's line anchored Houston's third consecutive 2,000-yard rushing performance in 2012 and cleared the way for Arian Foster to lead the NFL with 17 total touchdowns and 15 rushing touchdowns. Foster ran for more than 1,000 yards for the third consecutive year, accumulating 1,424 rushing yards behind the Pro Bowl play of left tackle Duane Brown, left guard Wade Smith and center Chris Myers. Brown became the first offensive lineman in Texans history to earn Associated Press All-Pro First Team recognition.

The Texans ranked fourth in the AFC with 28 sacks allowed and set a franchise record with a League-best 32:53 time of possession in 2012. Overall, Houston's offense averaged 372.1 yards per game to rank seventh in the NFL, its fourth top-10 performance during Benton's seven-year tenure.

Houston's offensive line led the charge in 2011 as the Texans set franchise records with 2,448 rushing yards

(153.0 per game) and 546 rushing attempts, and ranked second in the NFL. The run game excelled in the playoffs, averaging 159.5 yards per game in helping the Texans reach the Divisional round. The dominant rushing game also helped set a franchise-record 32:41 average time of possession to the lead the NFL.

The 2011 Texans had two players rush for more than 900 yards in a season for the first time in franchise history, with Foster finishing fifth in the NFL with 1,224 yards and Ben Tate rushing for 942 yards. Foster and Tate both rushed for more than 100 yards in the same game twice during the season, making Houston just the sixth team since 1985 to accomplish the feat. Myers was selected to the Pro Bowl, a first for a Texans lineman, and Brown earned second-team AP All-Pro and PFWA/AP All-AFC honors.

Benton's unit paved the way for another record-setting season for Houston's offense in 2010. The Texans ranked third in the NFL in 2010 with a franchise-record 6,186 yards of offense (386.6 yards per game) and seventh with a franchise rushing record 127.6 yards per game. The team set a franchise record with 390 points (24.4 points per game) scored and helped Foster lead the NFL in rushing and touchdowns scored. Foster set franchise records with 1,616 yards rushing, the most yards ever in a season for an undrafted player, and 18 total touchdowns. It was the third straight season Houston ranked among the NFL's top-five offenses.

In 2009, the line provided protection for the NFL's leading passer, quarterback Matt Schaub, who threw for 4,770 yards and 29 touchdowns. Overall, the offense ranked fourth in the League, averaging 383.1 yards per game. The passing attack netted a League-best 290.9 yards per game and gave up the fifth-fewest sacks in the League with 25.

In 2008, Benton's line featured the same starting lineup for all 16 games, a first in team history. The line paved the way for rookie running back Steve Slaton to set a then-franchise record with 1,282 rushing yards, while the 32 sacks allowed were the third-fewest in team history. The 2008 offense ranked third in the NFL, gaining 6,113 total yards.

Stellar pass protection has been a hallmark of Benton's lines in Houston. Despite using eight different starting lineups in 2006, Benton's first season, the Texans surrendered 25 fewer sacks than in 2005. On the ground, the line improved throughout the year and helped the team average 123.4 rushing yards per game in the second half of the season.

BENTON'S LINE LEADING THE WAY

Houston's offensive line has blocked for 26 100-yard rushing performances since the start of the 2010 season, the most in the NFL in that time. The Texans' line blocked for eight 100-yard performances in 2010, 11 in 2011 and seven in 2012.

100-YARD RUSHING PERFORMANCES, 2010-12

Team	100-Yard Games
Houston Texans	26
Minnesota Vikings	20
Philadelphia Eagles	17
Tennessee Titans	17
Washington Redskins	17
Atlanta Falcons	16
Jacksonville Jaguars	16

JOHN BENTON

The line was even better in 2007, cutting the sack total in half from 2006, allowing 22 on the year, which set a team record. The record-low sack total came while the team attempted a then-record-high 529 passes. The team also rushed for 1,586 yards and 12 touchdowns behind the line.

Benton spent two years working with the St. Louis Rams offensive line prior to joining the Texans' staff. As the Rams' assistant offensive line coach in 2004, Benton helped St. Louis reach the playoffs as a Wild Card team and advanced to the Divisional round with an offensive line led by Pro Bowl left tackle Orlando Pace. The Rams' offensive line helped St. Louis finish fourth in the NFL with 252.3 passing yards per game and produce 1,496 yards on the ground.

In 2005, Benton was promoted to offensive line coach and his unit blocked for running back Stephen Jackson's first career 1,000-yard season. Rams running backs averaged 1,579 rushing yards during Benton's two years as the line coach.

Benton lettered at Colorado State from 1983-86 and earned honorable mention All-WAC accolades during his junior and senior seasons. He was a graduate assistant at Colorado State from 1987-90 before moving

on to California University (Pa.), where he coached the offensive line and also served as the recruiting coordinator until 1994.

Benton returned to his alma mater in 1996, where he served as offensive line coach until 2000 and added responsibilities as the co-offensive coordinator from 2000-03, sharing duties with current Texans offensive assistant Dan Hammerschmidt from 2001-03.

A Durango, Colo. native, he and his wife Nicole, have two daughters, Gabrielle and Paige. The family resides in Sugar Land.

BENTON'S COACHING LEDGER

- 2006-13: Offensive Line, Houston Texans
- 2005: Offensive Line, St. Louis Rams
- 2004: Assistant Offensive Line, St. Louis Rams
- 2000-03: Co-Offensive Coordinator/Offensive Line, Colorado State
- 1995-00: Offensive Line, Colorado State
- 1990-94: Offensive Line/Recruiting Coordinator, California University (Pa.)
- 1987-90: Graduate Assistant, Colorado State



PERRY CARTER

ASSISTANT DEFENSIVE BACKS

EIGHTH SEASON WITH TEXANS/EIGHTH NFL SEASON

Perry Carter is in his eighth season as a coach with the Texans and his fourth as assistant defensive backs

coach.

Carter has worked closely with defensive backs coach Vance Joseph to help develop Houston's secondary. Since 2011, Houston ranks third in the NFL in pass defense (207.7 yards per game) and leads the NFL in completion percentage (52.5).

In 2011, Houston ranked third in pass defense, giving up 189.7 yards per game, after finishing 30th in 2010 with 267.5 yards per game. The Texans had the NFL's lowest pass completion percentage allowed (51.9), ranked second with 6.17 yards per attempt allowed and had the second-lowest opponent passer rating at 69.0.

Carter also worked with the defensive backs in his five previous seasons with the Texans, including his four seasons as a defensive assistant. He originally joined the Texans staff through the NFL's Minority Coaching Fellowship program during the 2006 training camp.

Carter's coaching career began in 2004 as the secondary coach at Texas A&M-Commerce. He worked in private business in 2005, then returned to coaching with NFL Europa's Hamburg Sea Devils as a defen-

sive backs/defensive assistant in the summer of 2006. Carter also worked with the special teams in Hamburg.

The 41-year-old Carter, a native of McComb, Miss., earned four letters playing cornerback at Southern Mississippi from 1990-94. Carter was drafted by the Arizona Cardinals in the fourth round (107th pick overall) of the 1994 NFL Draft, and played for the Kansas City Chiefs in 1995 and the Oakland Raiders from 1996-98. Carter also played five seasons in the Canadian Football League with the Edmonton Eskimos (2000-01), Montreal Alouettes (2002) and British Columbia Lions (2003-04).

Carter and his wife, Nicole, live in Houston with their daughter, Bría, and son, Perry Jr.

CARTER'S COACHING LEDGER

- 2010-13: Assistant defensive backs, Houston Texans
- 2006-09: Defensive assistant, Houston Texans
- 2006: Defensive backs/defensive assistant, Hamburg Sea Devils (NFL Europa)
- 2004: Secondary, Texas A&M-Commerce



KARL DORRELL QUARTERBACKS

SECOND SEASON WITH TEXANS/NINTH NFL SEASON

Karl Dorrell is in his second season as the Houston Texans quarterbacks coach after joining the coaching staff on Feb. 10, 2012. Dorrell has 25 years of collegiate and professional coaching experience, including four seasons with the Miami Dolphins before joining the Texans.

Dorrell coached quarterback Matt Schaub to his second career Pro Bowl and first playoff appearance in 2012. Schaub threw for 4,008 yards on 350-of-544 passing for 22 touchdowns and a 90.7 passer rating with 12 interceptions and posted his highest completion percentage since 2009 at 64.3 percent. Houston's signal-caller also had one of the best games in NFL history, throwing for 527 yards and five touchdowns on 43-of-55 attempts in an overtime win against Jacksonville.

In 2011, Dorrell oversaw a career season for Dolphins quarterback Matt Moore, who took over as the team's starter in Week 5. Moore set career highs with 210 completions on 347 attempts for 2,497 yards and 16 touchdowns. He ranked fourth among AFC passers with an 88.7 passer rating after taking over as the starter and tied or set single-game career highs for passer rating, touchdown passes and longest touchdown pass.

From 2008-10, Dorrell served as the Dolphins' wide receivers coach. In 2010, Dolphins wide receivers Brandon Marshall and Davone Bess combined for 165 receptions, the fourth-highest total by a duo in the NFL. Bess totaled 209 receptions from 2008-10 under Dorrell's guidance, the most by any Dolphins player in his first three years with the team.

Dorrell joined the Dolphins following a five-year stint as head coach at UCLA, where he compiled a 35-27 record and led the Bruins to a bowl appearance each year from 2003-07. In 2005, Dorrell was named the Pac-10 Conference co-Coach of the Year after leading UCLA to a 10-2 record, a No. 13 national ranking in the USA Today Coaches' Poll and a Sun Bowl victory against Northwestern.

Prior to coaching at UCLA, Dorrell was wide receivers coach with the Denver Broncos from 2000-02, serving with current Texans head coach Gary Kubiak, offensive coordinator Rick Dennison and tight ends coach Brian Pariani. Wide receiver Rod Smith posted a pair of 100-reception seasons, earned his first two Pro Bowl

selections and eclipsed the 1,000-yard mark three times under Dorrell. In 2000, wide receiver Ed McCaffrey posted 101 receptions for 1,317 yards and combined with Smith for 201 receptions, 2,919 receiving yards and 17 touchdowns. Dorrell also worked with the Broncos' staff during training camp in 1993 and 1999 as part of the NFL's Minority Coaching Fellowship program.

In 17 seasons as a head coach or assistant coach at the collegiate level, Dorrell was part of 10 winning records and 12 bowl appearances. Dorrell served as a collegiate assistant for 12 seasons, including seven years as an offensive coordinator. He began his coaching career at UCLA as a graduate assistant in 1988 before moving on to Central Florida (wide receivers, 1989), Northern Arizona (offensive coordinator/wide receivers, 1990-91), Colorado (wide receivers, 1992-93) and Arizona State (wide receivers, 1994). Dorrell returned to Colorado from 1995-98 (offensive coordinator/wide receivers) before coaching at Washington (offensive coordinator/wide receivers, 1999).

Dorrell played wide receiver at UCLA from 1982-86, where he helped the Bruins win three Rose Bowls. He was an honorable mention All-America receiver at Helix High School in San Diego, where he was a classmate and teammate of Texans offensive assistant Dan Hamerschmidt.

Dorrell and his wife, Kim, have two children, Chandler and Lauren.

DORRELL'S COACHING LEDGER

- 2012-13: Quarterbacks, Houston Texans
- 2011: Quarterbacks, Miami Dolphins
- 2008-10: Wide receivers, Miami Dolphins
- 2003-07: Head coach, UCLA
- 2000-02: Wide receivers, Denver Broncos
- 1999: Offensive coordinator,
University of Washington
- 1995-98: Offensive coordinator, Colorado
- 1994: Wide receivers, Arizona State
- 1992-93: Wide receivers, Colorado State
- 1990-91: Offensive coordinator, Northern Arizona
- 1989: Wide receivers, Central Florida



DAN HAMMERSCHMIDT

OFFENSIVE ASSISTANT

SECOND SEASON WITH TEXANS/SECOND NFL SEASON

Dan Hammerschmidt is in his second season as a Houston Texans offensive assistant. Hammerschmidt joined the Texans coaching staff in February of 2012, after coaching 26 years in the collegiate ranks.

The Texans set a franchise record with 26.0 points per game and ranked seventh in the NFL with 372.1 yards per game in Hammerschmidt's first season with the club. A franchise-record seven offensive players earned a trip to the Pro Bowl, including wide receiver Andre Johnson, who had 1,598 yards receiving and four touchdowns. Running back Arian Foster led the NFL with 17 touchdowns and ranked second in the AFC with 1,424 yards rushing. Pro Bowl quarterback Matt Schaub eclipsed the 4,000-yard mark behind a line that featured three Pro Bowlers: left tackle Duane Brown, left guard Wade Smith and center Chris Myers. Brown was also named Associated Press first team All-Pro.

Hammerschmidt has coached in 11 bowl games and spent 19 of his previous 26 seasons coaching at Colorado State, spanning three different tenures. He also coached in Houston as wide receivers coach at Rice in 2008, mentoring former Texans fullback James Casey and former Jacksonville wide receiver Jarett Dillard in their final collegiate seasons.

A graduate of CSU, Hammerschmidt began his coaching career at his alma mater as a student assistant in 1986, followed by stints at TCU (1987), Duke (1988-94) and Virginia Military Institute (1995). He returned to CSU in 1996 as wide receivers coach and took over as the Rams' co-offensive coordinator and quarterbacks coach from 2001-07. Hammerschmidt shared coordinator duties with Texans offensive line coach John Benton from 2001-03 and also served on the CSU staff with Texans assistant wide receivers coach Marc Lubick from 2001-02.

Following the 2008 season at Rice, Hammerschmidt served as the assistant head coach/wide receivers and tight ends coach at Wyoming in 2009 before returning for a third tenure at CSU in 2010 as wide receivers coach and passing game coordinator.

A standout athlete at San Diego's Helix High School, where he was a classmate and teammate of Texans quarterbacks coach Karl Dorrell, Hammerschmidt went on to be a four-year starter at safety at CSU from 1982-85. He led the team in interceptions as a senior.

Hammerschmidt graduated from CSU in 1987 with a degree in business economics. He has two children, Holly and Michael. His brother, Jeff, was Texans linebacker Brooks Reed's position coach at the University of Arizona and now serves as the special teams coordinator and running backs coach at CSU.

HAMMERSCHMIDT'S COACHING LEDGER

- 2012-13: Offensive assistant, Houston Texans
- 2010-11: Wide receivers/passing game coordinator, Colorado State
- 2009: Assistant head coach/wide receivers and tight ends, Wyoming
- 2008: Wide receivers, Rice
- 2001-07: Co-offensive coordinator/quarterbacks, Colorado State
- 1996-00: Wide receivers, Colorado State
- 1995: Secondary, Virginia Military Institute
- 1989-94: Secondary, Duke
- 1988: Outside linebackers/special teams, Duke
- 1987: Graduate assistant, TCU
- 1986: Student assistant, Colorado State





CHICK HARRIS

RUNNING BACKS

12TH SEASON WITH TEXANS/33RD NFL SEASON

Chick Harris is in his 12th season as running backs coach for the Houston Texans. Harris and special teams coordinator Joe Marciano are the only coaches who have been with the team since its inception in 2002. He has 32 years of NFL coaching experience and has mentored eight running backs who have eclipsed the 1,000-yard mark in a season a collective 15 times.

Three of those 1,000-yard seasons have come from three-time Pro Bowler Arian Foster, who led the NFL with 17 total touchdowns and ranked second in the AFC with 1,424 yards rushing in 2012. Foster, who went undrafted in 2009, is Houston's all-time leading rusher under Harris' guidance with 4,521 yards.

Harris' running back trio of Foster, Ben Tate and Justin Forsett combined for 2,077 yards on the ground and 18 touchdowns in 2012. That group also helped Houston lead the NFL in time of possession for the second consecutive season and only lost three fumbles in a combined 533 offensive touches.

In 2011, Foster and Tate became the first backfield duo in franchise history to rush for more than 900 yards apiece in a season. Foster earned his second consecutive Pro Bowl selection, finished fifth in the NFL with 1,224 yards rushing and was third with 1,841 yards from scrimmage despite missing three and a half games. Tate was second on the team with 942 yards on the ground in his first full NFL season. The duo rushed for more than 100 yards in the same game twice, making Houston just the sixth team since 1985 to accomplish the feat.

Harris has turned in impressive coaching performances seemingly every year, no matter who is carrying the ball, but 2010 was one of his finest as both fullback Vonta Leach and Foster earned AP First Team All-Pro and Pro Bowl honors. Foster led the NFL with franchise records of 1,616 yards rushing, 2,220 total yards from scrimmage and 18 touchdowns. He also set a franchise single-game record with 231 yards in the 2010 season opener against Indianapolis. Veteran Derrick Ward helped Houston rush for 2,042 yards, a franchise record at the time, contributing 315 yards on 50 carries (6.3 average).

In 2009, the Texans had four backs each rush for at least 250 yards, led by Steve Slaton, who finished with 437 yards in an injury-shortened season. Veteran Ryan Moats rushed for a career-high 390 yards, while Foster, then a rookie, rushed for 216 of his 257 yards in the last two games.

In 2008, Slaton, then a rookie third-round draft pick, started the final 15 games and won the rookie rushing title with a franchise-record 1,282 yards. Slaton led all AFC players with 1,659 total yards from scrimmage, and his five 100-yard rushing days were also a team single-season record.

Harris leaned on 2006 leading rusher Ron Dayne, who produced a team- and career-high 773 yards and six touchdowns in 2007. Rookie undrafted free agent Darius Walker came on late in the year and ran for 264 yards in the last four games.

Dayne led a committee of running backs with 612 yards and five touchdowns. Houston was one of three teams to have three different players rush for at least 90 yards in a game, and the Texans were the only team that had a pair of rookies both top the 90-yard mark in a game.

Harris helped Domanick Williams earn the 2003 Diet Pepsi Rookie of the Year award and develop into a two-time 1,000-yard rusher.

During Harris' seven-year tenure with the Panthers, injuries forced the club to suit up a bevy of running backs, which included Tshimanga Biakabutuka, Richard Huntley, Brad Hoover, Fred Lane, Anthony Johnson and Derrick Moore. Harris helped Carolina set an expansion record with seven wins in 1995 and also helped the Panthers reach the NFC Championship Game the following season.

Harris launched his NFL coaching career with the Buffalo Bills in 1981, coaching two seasons and helping Joe Cribbs eclipse the 1,000-yard mark his first year

HARRIS' MILLENNIUM RUSHERS

1,000-YARD PERFORMANCES UNDER HARRIS

Year	Team	Back	Att.	Yds	Avg.	TD
1981	Buffalo	Joe Cribbs	257	1,097	4.3	3
1983	Seattle	Curt Warner	335	1,449	4.3	13
1985	Seattle	Curt Warner	291	1,094	3.8	8
1986	Seattle	Curt Warner	319	1,481	4.6	13
1988	Seattle	Curt Warner	266	1,025	3.9	10
1992	L.A. Rams	Cleveland Gary	279	1,125	4.0	7
1993	L.A. Rams	Jerome Bettis	294	1,429	4.9	7
1994	L.A. Rams	Jerome Bettis	319	1,025	3.2	3
1996	Carolina	Anthony Johnson	300	1,120	3.7	6
2003	Houston	Domanick Williams	238	1,031	4.3	8
2004	Houston	Domanick Williams	302	1,188	3.9	13
2008	Houston	Steve Slaton	268	1,282	4.8	9
2010	Houston	Arian Foster	327	1,616	4.9	16
2011	Houston	Arian Foster	278	1,224	4.4	10
2012	Houston	Arian Foster	351	1,424	4.1	15

CHICK HARRIS

coaching with the team. He then moved on to serve as the backfield coach for the Seattle Seahawks from 1983-91. In Harris' first year with the Seahawks, rookie Curt Warner produced the first of four 1,000-yard seasons during his time under Harris, rushing for 1,449 yards and helping the team reach the AFC Championship Game.

Harris joined the Los Angeles Rams in 1992 as running backs coach before taking over as offensive coordinator for one season in 1994. The highlight of Harris' tenure with the Rams was Jerome Bettis' Rookie of the Year campaign in 1993. Bettis began his stellar career with 1,429 rushing yards and seven touchdowns as a rookie under Harris.

Harris entered the coaching profession at Colorado State in 1970, coaching three seasons before heading to Long Beach State. After one season at Long Beach, Harris joined the Detroit Wheels of the World Football League in 1974. He then moved on to the University of Washington, where he spent six seasons, helping the Huskies to two bowl wins, including a Rose Bowl victory against Michigan.

Harris lettered in football and track at Northern Arizona, where he is a member of the Lumberjacks' athletic hall of fame.

Born in Durham, N.C., Harris attended Long Beach (Calif.) Poly High School. He has a son, Tyler, and a daughter, Tarana. Harris and his wife, Karen, have a daughter, Kara. The family lives in Sugar Land.

HARRIS' COACHING LEDGER

2002-13: Running Backs, Houston Texans
 1995-01: Running Backs, Carolina Panthers
 1994: Offensive Coordinator, Los Angeles Rams
 1992-93: Running Backs, Los Angeles Rams
 1983-91: Offensive Backfield, Seattle Seahawks
 1981-82: Running Backs, Buffalo Bills
 1975-80: Defensive Backs, University of Washington
 1974: Wide Receivers, Detroit Wheels
 (World Football League)
 1973: Wide Receivers, Long Beach State
 1970-72: Wide Receivers, Colorado State



REGGIE HERRING LINEBACKERS FIFTH SEASON WITH TEXANS/EIGHTH NFL SEASON

Reggie Herring is in his fifth season overall with the Texans and the third year of his second tenure as Houston's linebackers coach. Herring re-joined the Texans as linebackers coach with the hiring of defensive coordinator Wade Phillips in 2011.

Despite numerous injuries that affected depth throughout the linebacker corps in 2012, Herring's unit remained an integral part of the NFL's seventh-ranked defense. Inside linebacker Brian Cushing was leading the team with 43 tackles and had one interception when he went down with a season-ending ACL injury in Week 5. Inside backer Bradie James led the unit with 105 tackles in Cushing's absence, while veterans Tim Dobbins, Darryl Sharpton and Barrett Ruud helped shore up the middle of the defense. On the outside, rookie Whitney Mercilus tied Brooks Reed's rookie sack record with 6.0 in spot duty from the weak side. Reed totaled 42 tackles and 2.5 sacks from the strong side, despite missing four games with a groin injury. He tied for the team lead in the post-season with 1.5 sacks.

Herring's linebackers played a pivotal role in the third-largest defensive improvement in NFL history since the 1970 AFL-NFL merger in 2011. The Texans ranked second in the NFL in total defense, allowing 285.7 yards per

game, after giving up 376.9 yards per game and ranking 30th in 2010. Houston's linebackers accounted for 27 of a franchise-record 44 sacks, which ranked sixth in the NFL.

In 2011, Cushing earned second team AP All-Pro recognition and led the team with 114 tackles. Connor Barwin made the transition to outside linebacker from defensive end and tied for third in the AFC with a team-high 11.5 sacks. Barwin also set a franchise single-game record with 4.0 sacks at Jacksonville on Nov. 27. Reed set a Texans rookie record with 6.0 sacks on the season.

Herring also made the defensive calls in Weeks 15 and 16 of the regular season while Phillips recovered from surgery.

From 2002-03, Herring served as the Texans linebackers coach and helped former Texans linebacker Jamie Sharper lead the NFL with 166 tackles in 2003. Sharper's tackle total from 2003 still stands as the Texans single-season standard. Linebacker Jay Foreman joined Sharper in posting back-to-back seasons with more than 130 tackles during Herring's first two years with the team.

Prior to re-joining the Texans staff, Herring was the Dallas Cowboys linebackers coach from 2008-10, while Phillips was head coach. Dallas linebacker DeMarcus Ware led the NFL with a combined 46.5 sacks in that time,

COACHING STAFF

REGGIE HERRING

including the second-most sacks ever by a linebacker in a season and League-best 20.0 in 2008. James led the team with 202 tackles in 2008, making him the second player in Cowboys history to surpass the 200-tackle mark in a season. The Cowboys top-three tacklers were from Herring's linebacker corps all three seasons he was in Dallas.

Herring was named defensive coordinator at Texas A&M on former Texans offensive coordinator Mike Sherman's staff early in 2008, but left a month later to take his position with the Cowboys.

In addition to his successes as an NFL coach, Herring spent 25 years in the collegiate ranks coaching some of the country's best defenses, and coached in 18 bowl games overall. From 2005-07, Herring was the defensive coordinator and linebackers coach at the University of Arkansas and served as the interim head coach for the Razorbacks in the 2008 AT&T Cotton Bowl Classic. Herring's defense helped Arkansas win the 2006 Southeastern Conference Western Division and earn two postseason bowl berths. In 2006, Herring was a finalist for the Broyles Award, given annually to the nation's top assistant coach.

Before going to Arkansas, Herring served as the defensive coordinator at North Carolina State in 2004, where the Wolfpack led the country in total defense (221.4 yards per game), pass efficiency defense, and was second in total pass defense. Herring helped coach former Texan Mario Williams to an All-America performance.

Herring coached linebackers at Clemson from 1994-2001, and added the title of defensive coordinator in 1997. Seven of Herring's linebackers were drafted during his tenure at Clemson, including Anthony Simmons, who was taken 15th overall by Seattle in 1998. In 2000, he

coached Butkus Award finalist Keith Adams, who also led the NCAA in tackles.

Herring's first coordinator experience came at TCU from 1992-93. He coached linebackers at Auburn from 1986-91, winning three SEC championships. His coaching career began in 1981 as a graduate assistant on Jimmy Johnson's staff at Oklahoma State, where he was the linebackers coach from 1982-85.

A Florida State Hall of Fame selection in 1989, Herring was a three-year starting linebacker for head coach Bobby Bowden from 1978-80. He led the Seminoles in tackles all three years and is still the third-leading tackler in FSU history. He was a team captain as a senior and played in the Tangerine Bowl and the Orange Bowl twice.

The 54-year-old Myrtle Beach, S.C. native, is married to the former Lisa Ward of Griffin, Ga. The couple has a daughter, Caroline, 27, and a son, Adam, 24.

HERRING'S COACHING LEDGER

2011-13:	Linebackers, Houston Texans
2008-10:	Linebackers, Dallas Cowboys
2007:	Interim Head Coach/Cotton Bowl, Arkansas
2005-07:	Defensive Coordinator/Linebackers, Arkansas
2004:	Defensive Coordinator, North Carolina St.
2002-03:	Linebackers, Houston Texans
1997-01:	Defensive Coordinator/Linebackers, Clemson
1994-96:	Linebackers, Clemson
1992-93:	Defensive Coordinator, TCU
1986-91:	Linebackers, Auburn
1982-85:	Linebackers, Oklahoma State
1981:	Graduate Assistant, Oklahoma State

TEXANS COACHES IN THE BIG GAME

Houston's coaching staff is stocked with coaches who have played, coached, or played and coached in the NFL's biggest game, the Super Bowl. They are listed below:

COACHED	TEAM	SUPER BOWLS	PLAYED	TEAM	SUPER BOWLS
Rick Dennison, Spec. Tms	Denver	XXXII#, XXXIII#	Rick Dennison, LB	Denver	XXI, XXII, XXIV*
Larry Kirksey, WR	San Fran.	XXIX#	Gary Kubiak, QB	Denver	XXI, XXII, XXIV
Bill Kollar, DL	Atlanta	XXXIII	Jim Ryan, LB	Denver	XXI*, XXII*
Bill Kollar, DL	St. Louis	XXXVI	Jeff Zgonina, DT	St. Louis	XXXIV#, XXVI*
Gary Kubiak, QB	San Fran.	XXIX#	*Denotes starter; #Denotes winning team		
Gary Kubiak, Off. Coord.	Denver	XXXII#, XXXIII#			
Bob Ligashesky, TE/Spec. Tms	Pittsburgh	XLIII#			
Brian Pariani, Off. Asst.	San Fran.	XXIX#			
Brian Pariani, TEs	Denver	XXXII#, XXXIII#			
Wade Phillips, Head Coach	Denver	XXIV			
# - Denotes winning team					





VANCE JOSEPH DEFENSIVE BACKS

THIRD SEASON WITH TEXANS/NINTH NFL SEASON

Vance Joseph is in his third season as the Houston Texans defensive backs coach. Joseph joined the coaching staff in 2011 after spending the previous six seasons with the San Francisco 49ers, including the final five as the secondary coach.

In Joseph's first two seasons leading the secondary, Houston ranked third in the NFL in passing yards allowed per game (207.7) and held opponents to an NFL-low 52.5 completion percentage. Cornerback Johnathan Joseph made the first two Pro Bowls of his career, and Kareem Jackson has evolved into one of the top-performing cornerbacks in the AFC.

In 2012, Houston led the NFL with 118 passes defended and set a franchise record with three interception returns for touchdowns. Johnathan Joseph was elected to his second consecutive Pro Bowl and the Texans had 333 interception return yards, marking the highest total for the franchise since 2004. The secondary helped hold opponents to a league-low 53.0 completion percentage and an 80.0 passer rating, which ranked 10th in the NFL.

Joseph's first year with the Texans yielded dramatic returns in pass defense. The 2011 Texans were third in the NFL in overall pass defense, allowing 189.7 yards per game compared to 267.5 in 2010, which ranked last in the NFL. Houston led the NFL with a 51.9 opponent completion percentage and held opposing quarterbacks to a 69.0 passer rating. Johnathan Joseph tied for the team lead with four interceptions and earned his first career Pro Bowl berth under Vance Joseph's direction.

In 2010, Joseph's defensive backs in San Francisco keyed the NFL's top third-and-long defense, stopping opposing offenses nearly 80 percent of the time. The year prior, Joseph's secondary recorded 21 of the 49ers' 33 takeaways, contributing to the NFL's largest turnover ratio improvement from 2008 to 2009 (plus-

26). Free safety Dashon Goldson had a breakout year with three interceptions and a career-high 114 tackles.

In 2008, the 49ers gave up the second-fewest pass plays of 20-plus yards in the NFL and allowed the third-fewest passing yards in the NFL over the last five games of the season, giving up just 887 yards through the air in that span.

Prior to his stint with the 49ers, Joseph spent six years coaching in the college ranks. He served as defensive backs coach at Wyoming (2002), Colorado (2002-03) and Bowling Green (2004) before moving on to join Mike Nolan's staff in San Francisco as the secondary assistant.

Joseph began his coaching career at his alma mater, Colorado, serving as a graduate assistant from 1999-2001.

Joseph made the transition from college quarterback at Colorado from 1990-94 to NFL cornerback. He signed and played with the New York Jets as an undrafted free agent in 1995 and played for the Indianapolis Colts in 1996, compiling two interceptions in 17 career games.

Born and raised in Marrero, La., Joseph earned his bachelor's degree in marketing from Colorado in 1994. Joseph and his wife, Holly, have a son, Stone, and a daughter, Nataly.

JOSEPH'S COACHING LEDGER

- 2011-12: Defensive Backs, Houston Texans
- 2006-10: Defensive Backs, San Francisco 49ers
- 2005: Assistant Secondary Coach, San Francisco 49ers
- 2004: Defensive Backs, Bowling Green
- 2002-03: Defensive Backs, Colorado
- 2002: Defensive Backs, Wyoming
- 1999-01: Graduate Assistant, Colorado



BOBBY KING ASSISTANT LINEBACKERS THIRD SEASON WITH TEXANS/FOURTH NFL SEASON

Bobby King is in his third season with the Houston Texans and second as the team's assistant linebackers coach. King joined the Texans as a defensive assistant in 2011 and was promoted to his current position in March 2012. He has spent his entire collegiate and pro coaching career in the state of Texas.

Despite numerous injuries that affected depth throughout 2012, the Texans' linebackers remained an integral part of the NFL's seventh-ranked defense. Inside linebacker Brian Cushing was leading the team with 43 tackles and had one interception when he went down with a season-ending ACL injury in Week 5. Inside backer Bradie James led the unit with 105 tackles in Cushing's absence, while veterans Tim Dobbins, Darryl Sharpton and Barrett Ruud helped shore up the middle of the defense. On the outside, rookie Whitney Mercilus tied Brooks Reed's rookie sack record with 6.0 in spot duty from the weak side. Reed totaled 42 tackles and 2.5 sacks from the strong side, despite missing four games with a groin injury. He tied for the team lead in the postseason with 1.5 sacks.

In 2011, King's efforts helped produce the third-largest defensive improvement in NFL history since the 1970 AFL-NFL merger. The Texans ranked second in the NFL in total defense with 285.7 yards per game after giving up 376.9 yards per game and ranking 30th in 2010.

King came to the Texans after serving as the defensive quality control/assistant linebackers coach for the Dallas Cowboys in 2010 where he worked directly under

Texans linebackers coach Reggie Herring and defensive coordinator Wade Phillips. Prior to his tenure in Dallas, King was the defensive line coach at West Texas A&M University in 2008-09, and helped the 2009 team reach its first bowl game since 1967.

From 2006-07, King worked with the defensive line as a graduate assistant at Baylor. In 2005, King ended his first stint at WTAMU by helping the team win the Lone Star Conference championship and make the school's first NCAA Division II Playoff appearance.

King began his coaching career as a student assistant at his alma mater, Texas-El Paso, working with the defensive line from 2002-03. He was a three-year letter winner and two-year starter at UTEP on the defensive line from 1998-2000.

King and his wife, Elizabeth, have a son, Jack Robert, who was born in March 2012.

KING'S COACHING LEDGER

- 2012-13: Assistant Linebackers, Houston Texans
- 2011: Defensive Assistant, Houston Texans
- 2010: Defensive Quality Control/
Assistant Linebackers, Dallas Cowboys
- 2008-09: Defensive Line, West Texas A&M
- 2006-07: Graduate Assistant (Defensive Line),
Baylor
- 2005: Defensive Line, West Texas A&M
- 2002-03: Student Assistant, UTEP

SACK TOWN

Houston tied for fifth in the NFL and third in the AFC with 44 sacks in 2012, equaling the team record it set in 2011.

2012 NFL SACK LEADERS

TEAM	SACKS	YARDS
Denver	52	-364
St. Louis	52	-325
Cincinnati	51	-361
Green Bay	47	-309
Houston	44	-269
Minnesota	44	-284

DEFENSE CONTROLLING THE CLOCK

Houston led the NFL in time of possession at 32:53 per game. The statistic is often equated with a team's proficiency in sustaining drives. In the Texans' case, it was also a measure of how the defense kept the opposition off the field.

The Texans only allowed 13 drives of five minutes or longer in 200 possessions in 2012.

FIVE-MINUTE DRIVES ALLOWED

Team	Poss.	Drives	TDs	Points
Houston	200	13	6	51
Chicago	195	15	4	36
Denver	193	15	6	53
New England	196	16	6	69
Washington	183	16	5	53





LARRY KIRKSEY

WIDE RECEIVERS

SEVENTH SEASON WITH TEXANS/17TH NFL SEASON

Larry Kirksey is in his seventh season as the wide receivers coach for the Houston Texans and his 17th year coaching NFL wide receivers. Kirksey has coached some of the best wide receivers in NFL history, including five who have more than 800 career receptions: Jerry Rice (1,549), Terrell Owens (1,078), Derrick Mason (943), Jimmy Smith (862) and Andre Johnson (818).

In six seasons under Kirksey's tutelage, Johnson has averaged an NFL-best 94.8 yards per game, led the League in receiving yards in 2008 and 2009, and led the NFL in receptions in 2008. Johnson joined Rice as the only receivers in NFL history to lead the League in receiving yards in consecutive seasons and joined Marvin Harrison as the only receivers to surpass 1,500 yards in back-to-back years.

Johnson earned his sixth Pro Bowl trip and recorded the best season of his career in 2012, catching 112 passes and leading the AFC with a career-high 1,598 yards. It marked the second time in NFL history a player recorded more than 100 receptions and 1,500 yards in his 10th season or later. Kirksey had a hand in the other instance, serving as Rice's position coach when the Hall of Famer caught 122 passes for 1,848 yards in 1995.

Though Kirksey had Johnson and former Texan veteran Kevin Walter leading his stable of receivers in 2012, he also had the challenge of ushering in three players who had never played a regular season game. Rookies Keshawn Martin and DeVier Posey and second-year receiver Lestar Jean combined for 22 receptions for 323 yards and two scores. Walter added 518 yards and two touchdowns on 41 receptions.

The emergence of Houston's run game and injuries to its quarterbacks and receiving corps saw the receiving numbers decline from recent years in 2011, but the Texans receivers were not without success. Despite missing nine games to injury, Johnson caught 33 passes for 492 yards for an average of 14.9 yards. Once healthy in the playoffs, Johnson totaled 13 receptions for 201 yards. Walter led Texans receivers with 39 receptions for

474 yards and three touchdowns, including the game-winning grab in a playoff-clinching win at Cincinnati in December. Jacoby Jones caught 31 passes for 512 yards (16.5 average) and two scores.

Houston's receivers put up big numbers for the NFL's third-ranked offense in 2010. Despite injury, Johnson led the team and ranked sixth in the NFL with 86 receptions for 1,216 yards and eight touchdowns to earn another Pro Bowl selection. Walter had his fourth-straight 50-catch, 600-yard season under Kirksey, with 51 receptions for 621 yards. Jones set career highs with 51 receptions for 562 yards.

The receiving corps was a team strength in 2009 as the Texans led the NFL in passing at 290.9 yards per game. In addition to Johnson, Walter caught 53 passes for 611 yards while Jones emerged as a big-play threat, averaging a touchdown every 4.5 receptions. David Anderson turned in a career year with 38 receptions for 370 yards.

In 2008, Johnson led the NFL with career-highs of 115 receptions and 1,575 yards. The franchise's all-time leading receiver earned Associated Press first-team All-Pro honors and started for the AFC in the Pro Bowl. Johnson teamed with Walter for the most prolific receiving tandem in the League, combining for 2,474 receiving yards. Walter's 899 yards were a career high, and he shared the team lead with Johnson with eight touchdown receptions.

In his first year with the Texans, Kirksey oversaw a group that had three players top 700 receiving yards, making Houston one of just four teams to achieve that feat. Johnson missed seven games due to injury, but Walter and André Davis stepped up to fill the void. Walter set career highs with 65 receptions, 800 yards and four touchdowns. He led the team in receptions and was second in receiving yards. Davis emerged as one of the best deep threats in the NFL, averaging nearly 18 yards per catch. Despite playing in just nine games, Johnson once again led the team with 851 receiving yards and eight touchdowns.

Prior to joining the Texans, Kirksey helped lead Middle Tennessee State to the 2006 Sun Belt Conference title and a Motor City Bowl berth as the assistant head coach and running backs coach for the Blue Raiders in 2005. He was a volunteer coach for the Denver Broncos in 2004.

Kirksey spent 2003 as the wide receivers coach with the Jacksonville Jaguars, where Smith led the team with 54 receptions despite missing four games. From 2001-02, Kirksey coached wide receivers for the Detroit Lions. In 2001, Johnnie Morton finished 12th in the NFL with

KIRKSEY AND THE TOP 25

TOP 25 RECEPTIONS LEADERS COACHED BY KIRKSEY

Rnk	Player	Rec.	Yds	Years	Team
				Coached	
1	Jerry Rice	1,549	22,895	1994-99	SF
6	Terrell Owens	1,078	15,934	1996-99	SF
12	Derrick Mason	943	12,061	2011	HOU
16	Jimmy Smith	862	12,287	2003	JAX
22	Andre Johnson	818	11,254	2007-13	HOU

LARRY KIRKSEY

1,154 receiving yards and the Lions finished sixth in the league with 224.8 passing yards per game.

A Kentucky native, Kirksey served as assistant head coach and was in charge of the wide receivers at Texas A&M in 2000. That year, he helped lead the Aggies to a berth in the Independence Bowl while injecting hints of the West Coast offense.

In 1994, Kirksey began his NFL career coaching the NFL's all-time reception and receiving yards leader, Rice. Under Kirksey, Rice set an NFL record with 1,848 receiving yards and had a career-high 122 receptions in 1995. From 1994-99, Rice caught 606 passes for 6,666 yards. Kirksey's receivers helped set a Super Bowl record in Super Bowl XXIX with six touchdown catches, including three by Rice.

From 1990-93, Kirksey coached running backs for Alabama, where he helped lead the Crimson Tide to a national championship in 1992. Kirksey's running backs led the SEC with 252 rushing yards per game. He coached running backs at the University of Florida under Charlie Pell and Galen Hall from 1984-88. During his tenure at Florida, he coached star running backs Lorenzo Hampton, Neal Anderson, John L. Williams and Emmitt Smith. After leaving Florida, Kirksey spent one year as running backs coach at Pittsburgh. Prior to joining the Gators, Kirksey gained valuable experience by taking over head coaching duties at Kentucky State in 1983.

Kirksey got his start in coaching as the wide receivers/tight ends coach at Miami (Ohio) in 1974, and remained there for three seasons before joining the staff at Ken-

tucky. He also coached wide receivers and tight ends for the Wildcats from 1977-81, then spent the 1982 campaign coaching the same positions at Kansas.

Kirksey earned a bachelor's degree from Eastern Kentucky in 1974, where he was a four-year letterman and three-year starter at wide receiver. As a senior, he earned all-conference honors. He was out of coaching in 2005 while serving as deputy executive director of the Kentucky Sports Authority.

He and wife Anita have two children, Jessica and Jared.

KIRKSEY'S COACHING LEDGER

- 2007-13: Wide Receivers, Houston Texans
- 2006: Asst. Head Coach/Running Backs, Middle Tennessee
- 2004: Asst. Special Teams/ Volunteer, Denver Broncos
- 2003: Wide Receivers, Jacksonville Jaguars
- 2001-02: Wide Receivers, Detroit Lions
- 2000: Asst. Head Coach/Wide Receivers, Texas A&M
- 1994-99: Wide Receivers, San Francisco 49ers
- 1990-93: Running Backs, Alabama
- 1989: Running Backs, University of Pittsburgh
- 1984-88: Running Backs, Florida
- 1983: Head Coach, Kentucky State
- 1982: Wide Receivers/Tight Ends, Kansas
- 1977-81: Wide Receivers/Tight Ends, Kentucky
- 1974-76: Quarterbacks/Wide Receivers/Tight Ends, Miami (Ohio)



BOB LIGASHESKY ASSISTANT SPECIAL TEAMS FIRST SEASON WITH TEXANS/10TH NFL SEASON

Bob Ligashesky joined the Texans coaching staff as special teams assistant in March of 2013. He is in his

10th NFL season and has an additional 19 years coaching experience in the collegiate ranks.

Ligashesky served as the special teams coordinator for Tampa Bay Buccaneers in 2012. The Buccaneers led the NFL with four blocked punts under Ligashesky's guidance.

Prior to his tenure in Tampa Bay, Ligashesky coached the Denver Broncos tight ends in 2010 before moving on to Oakland as a special teams assistant. From 2007-09, Ligashesky served as the Pittsburgh Steelers special teams coach.

Ligashesky's units led the NFL in kickoff return average allowed and ranked fourth in the league in punt re-

turn average allowed on the way to helping Pittsburgh win the Super Bowl in 2008. In 2009, Pittsburgh ranked eighth in the NFL in kickoff return average.

Ligashesky has also had marked success with his kickers at every stop he has made in the professional ranks. In Oakland, Sebastian Janikowski ranked fifth in the NFL by converting 88.6 percent of his field goal attempts for a total of 31, the sixth-highest total in the league. During Ligashesky's three-year tenure in Pittsburgh, Steelers kicker Jeff Reed converted 88.5 percent (77-87) of his field goal attempts, which led the NFL over that span. In Reed's six other NFL seasons, he converted 79.1 percent (136-172) of his attempts.

He began his NFL career as Jacksonville's assistant special teams coach in 2004 before moving on to serve as special teams coach in St. Louis from 2005-06. In

BOB LIGASHESKY

St. Louis, Ligashesky tutored Jeff Wilkins, who made 59 field goals in two seasons for the second-highest total in the NFL during that span.

In 2004, Ligashesky helped rookie kicker Josh Scobee make 24 field goals, which ranked eighth in the NFL that season. Scobee also finished seventh in the league with 11 touchbacks. That year, the Jaguars ranked 10th in punt return average and punt average, and eighth in punts inside the 20-yard line.

Ligashesky, a Pittsburgh native, graduated from Indiana University of Pennsylvania, where he was a defensive back. He also served as a graduate assistant at Wake Forest (1985) and Arizona State (1986-88) and coached at Kent State (1989-90), Bowling Green (1991-99) and Pittsburgh (2000-03) before entering the NFL.

LIGASHESKY'S COACHING LEDGER

2013:	Special Teams Assistant, Houston Texans
2012:	Special Teams Coordinator, Tampa Bay Buccaneers
2011:	Special Teams Assistant, Oakland Raiders
2010:	Tight Ends, Denver Broncos
2007-09:	Special Teams Coach, Pittsburgh Steelers
2005-06:	Special Teams Coach, St. Louis Rams
2004:	Assistant Special Teams Coach, Jacksonville Jaguars
2000-03:	Tight Ends/Special Teams Coordinator, Pittsburgh
1999:	Assistant Head Coach/Linebackers/Special Teams, Bowling Green
1991-98:	Linebackers/Special Teams Coach, Bowling Green
1989-90:	Outside Linebackers/Special Teams Coach, Kent State
1986-88:	Graduate Assistant, Arizona State
1985:	Graduate Assistant, Wake Forest



MARC LUBICK

ASSISTANT WIDE RECEIVERS

FOURTH SEASON WITH TEXANS/SIXTH NFL SEASON

Marc Lubick is in his fourth season with the Houston Texans and second as assistant wide receivers coach.

Lubick joined the Texans as an offensive assistant on Feb. 11, 2010 and was promoted to his current position on Feb. 14, 2012.

Houston's wide receivers group featured a mix of young and old in Lubick's first season working with the unit. Tenth-year veterans Andre Johnson and Kevin Walter were joined by rookies Keshawn Martin and DeVier Posey, and Lestar Jean, all of whom had zero regular season experience amongst them when the season started.

Johnson recorded the best season of his career, earning his sixth Pro Bowl trip and Associated Press second-team All-Pro honors after catching 112 passes and leading the AFC with 1,598 yards receiving to go along with four touchdowns. It marked the second time in NFL history a player recorded more than 100 receptions and 1,500 yards in his 10th season or later. Walter added 518 yards and two touchdowns on 41 receptions. The Texans' young receivers improved as the season went on and combined for 22 receptions for 323 yards and two scores.

The Texans offense set a franchise record for total offense in 2010, as well as franchise rushing records in

2010 and 2011 in Lubick's first two years on staff. The 2011 Texans set franchise records with 2,448 rushing yards (153.0 per game) and 546 rushing attempts to rank second in the NFL; and excelled in the postseason, averaging 159.5 rushing yards per game in helping the Texans reach the Divisional round of the playoffs. In 2010, Houston set franchise records with 390 points scored, 6,186 total yards of offense (386.6 per game) and 2,042 yards rushing (127.6 yards per game).

Lubick, 35, has 12 seasons of coaching experience, including eight seasons at Colorado State, where he served as the tight ends coach and recruiting coordinator from 2008-09 prior to joining the Texans. He was named to Rams head coach Steve Fairchild's staff on Dec. 12, 2007 after coaching CSU's wide receivers from 2005-07. During that time, he coached former Texans wide receiver David Anderson, a seventh-round draft pick in 2006, along with 2007 NFL free agent signee Dustin Osborn.

A former college safety, Lubick launched his coaching career in 2000 as a defensive student assistant at CSU. During the 2002 season, Lubick was an academic graduate assistant coach at CSU, working with the team's wide receivers.

Lubick then worked in the NFL with Fairchild on Mike Martz's St. Louis Rams staff as a scouting assistant for

MARC LUBICK

two seasons (2003-04) before returning to CSU in the spring of 2005.

A defensive back at Montana State from 1996-99, Lubick earned academic all-conference honors three times.

Lubick's father, Sonny, is considered the most successful head football coach in CSU history, and in addition to working at Miami (Fla.), also served as an assistant at Stanford, Colorado State and Montana State. He was also the head coach at Montana State from 1978-81. Marc's brother, Matt, is the wide receivers coach and recruiting coordinator/pass game coordinator at Oregon.

In 2006, Marc began a difficult but successful year-long battle with a rare form of cancer, fighting through months of chemotherapy and inspiring his family, players and fellow coaches.

A 2001 graduate of Colorado State, he has a bachelor's degree in health and exercise science.

LUBICK'S COACHING LEDGER

- 2012-13: Assistant wide receivers, Houston Texans
- 2010-11: Offensive assistant, Houston Texans
- 2008-09: Tight ends/recruiting coordinator, Colorado State
- 2005-07: Wide receivers, Colorado State
- 2003-04: Scouting assistant, St. Louis Rams
- 2002: Academic graduate assistant, Colorado State
- 2000-01: Defensive student assistant, Colorado State



BRIAN PARIANI

TIGHT ENDS

EIGHTH SEASON WITH TEXANS/23RD NFL SEASON

Brian Pariani is in his eighth season with the Houston Texans as the tight ends coach. Pariani is responsible for one of the more utilized units in the Texans' offensive scheme. Under Pariani's guidance, Owen Daniels has established himself as one of the best tight ends in the NFL, earning trips to two Pro Bowls.

Pariani's group, which included former H-back James Casey, combined to catch 124 passes for 1,309 yards and 12 touchdowns, more than half the touchdown receptions ever by a Texans tight ends unit. Daniels led the Texans with a career-high six touchdown receptions and ranked second on the team with 62 receptions with 716 yards on the way to being named to the Pro Bowl for the first time since 2008. Graham set career highs with 28 receptions for 263 and three scores. Casey also set career highs with 34 receptions for 330 yards and three touchdowns. The trio also helped the Texans eclipse 2,000 yards rushing for the third consecutive season and lead the NFL in time of possession for the second year in a row.

The Texans relied on their tight ends in 2011 more than any other year in franchise history. Pariani's unit, which included Daniels, Joel Dreessen, Graham and Casey, caught a combined 101 passes for 1,314 yards and 10 touchdowns. The group also blocked for the NFL's second-ranked run game and set a franchise record 153.0 rushing yards per game. Daniels stepped up to lead the team with 54 receptions for 677 yards and

three touchdowns. Dreessen caught 28 passes for 353 yards and a team-best and career-high six touchdowns. Casey set career highs with 18 receptions for 260 yards and a touchdown.

Houston's tight end trio of Daniels, Dreessen and Casey combined to make 82 receptions for 1,087 yards and six touchdowns in 2010, marking the most yards in a season by Texans tight ends in franchise history at the time.

In addition to pass-receiving production, Houston's tight ends also blocked for NFL rushing champion Arian Foster's 1,616 yards on the ground in 2010. It marked the second time during Pariani's tenure the Texans have had a 1,000-yard rusher. Dreessen set career highs with 36 receptions for 518 yards, a 14.4 average per catch and had four touchdown receptions. Daniels, who fought through a residual hamstring injury suffered during rehabilitation from his 2009 knee injury, posted 38 receptions for 471 yards and two touchdowns. Casey had eight receptions for 98 yards.

Daniels earned his first Pro Bowl trip in 2008 while under Pariani's watch and was on pace for a second all-star nod in 2009 before his season was cut short by injury. Daniels caught 40 passes for 519 yards and five touchdowns before going down with a season-ending knee injury in the eighth game of the year.

Despite the loss of Daniels, the tight end position remained a vital cog in the League's top-ranked passing attack. Dreessen put together a career year, catching 26 passes for 320 yards and a touchdown.

BRIAN PARIANI

In 2008, Daniels caught 70 passes for 862 yards, both career highs, and two touchdowns. He ranked among the top five AFC tight ends in receptions, receiving yards, first downs (46), yards per catch (12.3) and yards per game (53.9). In addition to Daniels' stellar year, Dreessen caught 11 passes for 77 yards on the season.

In 2007, Pariani's tight ends had what was then the third-most productive year in team history, combining to catch 73 passes for 859 yards and six touchdowns. They were led by Daniels, who was sixth among NFL tight ends with 63 receptions for 768 yards and three touchdowns. Nearly 70 percent of Daniels' receptions (44-of-63) went for first downs, which ranked fourth in the League among tight ends. Dreessen caught four passes for 55 yards and the first two touchdowns of his career.

In his first season with Houston, Pariani developed Daniels, a fourth-round draft choice, into the most productive rookie tight end in the NFL and a first-team PFWA/PFW all-rookie selection. Daniels set the Texans rookie record with five receiving touchdowns, which matched wide receiver Andre Johnson for the team lead. Daniels finished his first year with 34 catches for 352 yards and five touchdowns, all of which were first among rookie tight ends.

The move to Houston returned Pariani to the pro coaching ranks after spending the 2005 season as the offensive coordinator at Syracuse University. He spent 1995-04 coaching tight ends with the Denver Broncos alongside Texans head coach Gary Kubiak. Before his time with the Broncos, Pariani coached with the San Francisco 49ers from 1991-94. Pariani teamed with Kubiak to bring the 49ers a Super Bowl championship in 1994.

Having coached with the Broncos in Super Bowl XXXII and XXXIII and with the San Francisco 49ers in Super Bowl XXIX, Pariani is one of only eight coaches in the NFL to have won World Championships with teams from both conferences.

While with the Broncos, Pariani coached Shannon Sharpe, the second-leading receiving tight end in NFL history and 2011 Pro Football Hall of Fame inductee. Sharpe led the NFL in receptions by a tight end from 1996-98 averaging 73 catches over the three-year span. Sharpe totaled 425 receptions for 5,373 yards and 38 touchdowns with Pariani. Sharpe retired in 2004, finishing his career with eight Pro Bowl selections. He retired as the NFL career record holder among tight ends with 815 receptions, 10,060 yards and 62 touchdowns. On Oct. 20, 2002, Sharpe set an NFL record with 214 receiving yards by a tight end in a 37-34 overtime win at Kansas City.

From 1995-2004, Pariani's tight ends combined for 859 receptions and 9,948 receiving yards, the most in

the NFL during that 10-year period. In 2001, Pariani's unit combined to catch 100 passes, sending tight end Dwayne Carswell to his first Pro Bowl.

On the ground, Pariani's group helped lead the way for Denver runners to rush for 22,483 yards, most in the NFL from 1995-04. Denver running backs topped the 1,000-yard mark nine times during Pariani's tenure in the Mile High City.

In 1990, Pariani served as a scouting assistant with the San Francisco 49ers before being promoted to offensive coaches assistant in 1991. The 49ers' offense led the NFL in total yards in 1992 and '93, and scored a team-record 505 points and 62 touchdowns in 1994 en route to a Super Bowl title. After earning his bachelor's degree in political science from UCLA in 1989, Pariani began his career as a graduate assistant at his alma mater under Terry Donahue.

Pariani was born in San Francisco and was a three-sport athlete at Marin Catholic High School in Kentfield, Calif. Pariani and his wife, Stephanie, have two daughters, Jessica and Gianna. The family resides in Houston.

PARIANI'S COACHING LEDGER

- 2006-13: Tight Ends, Houston Texans
- 2005: Offensive Coordinator, Syracuse
- 1995-04: Tight Ends, Denver Broncos
- 1991-94: Offensive coaches assistant, San Francisco 49ers
- 1990: Scouting assistant, San Francisco 49ers
- 1989: Offensive graduate assistant, UCLA



Brian Pariani's tight ends unit accounted for 124 catches and more than half of the team's touchdown receptions in 2012. Owen Daniels (above) led the group with 62 receptions and a career-high six touchdowns.



JIM RYAN

ASSISTANT OFFENSIVE LINE

THIRD SEASON WITH TEXANS/EIGHTH NFL SEASON

Jim Ryan is in his third year with the Houston Texans and second as the assistant offensive line coach. He was promoted to his current position in March 2012 after joining the Texans as an offensive assistant prior to the 2011 season.

Ryan has assisted with an offensive line that has helped the Texans lead the NFL in time of possession in both of the last two seasons and produced four Pro Bowl appearances. The offensive line also has led the way for consecutive 2,000-yard rushing performances and a pair of AFC South crowns for the Texans since Ryan assumed his current position.

Houston ranked fourth in the AFC with 28 sacks allowed and set a franchise record with a League-best 32:53 time of possession in 2012. Overall, Houston's offense averaged 372.1 yards per game to rank seventh in the NFL. Running back Arian Foster led the NFL with 17 total touchdowns and 15 rushing touchdowns and churned out 1,424 rushing yards behind the Pro Bowl play of left tackle Duane Brown, left guard Wade Smith and center Chris Myers. Brown became the first offensive lineman in Texans history to earn Associated Press All-Pro First Team recognition.

The Texans set franchise records with 2,448 rushing yards (153.0 per game) and 546 rushing attempts to rank second in the NFL in 2011. The run game excelled in the postseason, averaging 159.5 rushing yards per game in helping the Texans reach the Divisional round in Ryan's first year on staff. Houston also led the NFL in time of possession (32:41) and set a franchise record for fewest interceptions thrown with nine.

Ryan played 10 seasons and coached for six more in the professional ranks prior to joining the Texans. He spent the 2010 season as the special teams coordinator with the Omaha Nighthawks of the UFL and also worked with the team's linebackers. He began his NFL coaching career in November 2004 when he joined the Denver Broncos staff as a volunteer defensive assistant. He was hired as a full-time defensive assistant in 2005.

After three years assisting with the Broncos defense, Ryan worked as an offensive assistant in 2007 alongside

current Texans offensive coordinator Rick Dennison. He returned to the defensive side of the ball as the linebackers coach in 2008.

Ryan began his coaching career as a volunteer coach in 2001 at Regis Jesuit High School in Colorado. He was head coach at Regis from 2002-04, leading the team to the 5A state playoffs each year.

Ryan enjoyed a 10-year playing career with the Broncos, joining the team as an undrafted free agent out of William & Mary in 1979. From 1979-88, Ryan started 91 games at linebacker in the Broncos' 3-4 system and played in 150 games overall, including Super Bowls XXI and XXII.

Following his playing career, Ryan entered the broadcasting arena and called all University of Colorado football and basketball games for six years as the "Voice of the Buffs." He also served as the president of the Denver Broncos Youth Foundation from 1992-95.

A native of Bellmawr, N.J., Ryan is a member of the Bishop Eustace High School (N.J.) Hall of Fame and the William & Mary Hall of Fame. He earned a bachelor's degree in business management from William & Mary and an MBA in real estate and construction management from the University of Denver while playing for the Broncos.

Ryan and his wife, Sara, have three sons and a daughter-in-law: Ben, an Air Force captain, and his wife, Becca, a lawyer; Jonathan, a project manager; and Sam, a freelance cinematographer and editor.

RYAN'S COACHING LEDGER

2012-13:	Assistant Offensive Line, Houston Texans
2011:	Offensive Assistant, Houston Texans
2010:	Special Teams Coordinator, Omaha Nighthawks (UFL)
2008:	Linebackers, Denver Broncos
2007:	Offensive Assistant, Denver Broncos
2005-06:	Defensive Assistant, Denver Broncos
2004:	Volunteer Defensive Assistant, Denver Broncos



MATT SCHIOTZ ASSISTANT STRENGTH AND CONDITIONING FIFTH SEASON WITH TEXANS/14TH NFL SEASON

Matt Schiotz is in his fifth season as the Texans' assistant strength and conditioning coach and 14th season as a strength and conditioning coach in the NFL.

Schiotz served as the Miami Dolphins head strength and conditioning coach in 2007 prior to joining the Texans staff. He joined the Dolphins after spending the previous five seasons (2002-06) as the assistant strength and conditioning coach with the San Diego Chargers. He also served in that capacity with the Washington Redskins in 2001.

Schiotz got his start in the coaching profession when he served as an intern in the strength room of the Kansas City Chiefs in 1994. From 1995-96, he was a graduate assistant at the University of Kansas. He then spent the 1997 season assisting with the Chiefs' strength program before being named the head strength and conditioning coach at the University of Southern California in 1998, a role in which he served the next three years (1998-00).

A native of Menomonee, Wisc., Schiotz earned his degree in exercise science from the University of Wisconsin-La Crosse in 1994 and his master's degree in

exercise physiology and nutrition from the University of Kansas in 1997. Schiotz is a certified strength and conditioning specialist (CSCS) by the national Strength and Conditioning Association (NSCA). He is also certified in the Functional Movement Screen (FMS).

SCHIOTZ'S COACHING LEDGER

- 2009-13: Assistant Strength and Conditioning, Houston Texans
- 2007: Head Strength and Conditioning, Miami Dolphins
- 2002-06: Assistant Strength and Conditioning, San Diego Chargers
- 2001: Assistant Strength and Conditioning, Washington Redskins
- 1998-00: Head Strength and Conditioning, University of Southern California
- 1997: Strength and Conditioning Assistant, Kansas City Chiefs
- 1995-96: Graduate Assistant, University of Kansas
- 1994: Intern, Kansas City Chiefs



CEDRIC SMITH HEAD STRENGTH AND CONDITIONING COACH FOURTH SEASON WITH TEXANS/13TH NFL SEASON

Cedric Smith is in his fourth season as the Texans head strength and conditioning coach and his 13th season overall as an NFL coach. The former NFL fullback has implemented a vigorous off-season program that not only puts an emphasis on strength training and cardiovascular endurance, but also focuses on enhancing speed and flexibility. Smith also supervises the club's personalized in-season training regimen.

Smith's strength and conditioning program has helped produce the first two playoff appearances in franchise history in 2011 and 2012. Following the 2012 season, Smith was named the NFL Strength and Conditioning Coach of the Year by the NFL Strength and Conditioning Coaches.

Smith was hired as the Texans head strength and conditioning coach following a three-year stint as Kansas City's strength and conditioning coach. He also spent six years as an assistant strength coach with the Denver Broncos (2001-06).

Prior to joining the Broncos, Smith was a fitness manager and consultant with Gold's Gym in Phoenix for two years (1999-00) after concluding a successful seven-year NFL playing career. During his professional playing tenure, Smith enjoyed stints with Arizona (1996-98), Washington (1994-95), New Orleans (1991) and Minnesota (1990). He finished his NFL career with 40 carries for 100 yards (2.5 avg.) with two touchdowns and 20 receptions for 141 yards (7.1 avg.) with two scores. He also had five kickoff returns for 83 yards (16.6 avg.). He originally entered the NFL as the second of Minnesota's two fifth-round selections (131st overall) in the 1990 NFL Draft. Smith appeared in 15 games for the Vikings as a rookie, opening holes for running back Herschel Walker.

Smith enjoyed his finest NFL campaign in 1994 with Washington. He played in 14 games (eight starts), rushing 10 times for 48 yards (4.8 avg.) and catching 15 passes for 118 yards (7.9 avg.).

Prior to entering the NFL, Smith was a three-year



CEDRIC SMITH

starter at fullback at the University of Florida, where he paved the way for running back Emmitt Smith, the NFL's all-time leading rusher. Cedric Smith finished his collegiate career with 20 starts, carrying the ball 102 times for 300 yards (2.9 avg.) with four touchdowns and catching 11 passes for 77 yards (7.0 avg.). He was a three-time Academic All-Southeastern Conference selection.

Before enrolling at Florida, Smith was named All-Alabama as a fullback at Enterprise High School in Enterprise, Ala. Smith graduated from the University of Florida with a degree in Health Sciences in 1990. He is married to his wife, Teresa, and has five children: Chandler, Canyon, Cole, Cameron and Cerraya.



JEFF ZGONINA

ASSISTANT DEFENSIVE LINE

FIRST SEASON WITH TEXANS/FIRST NFL SEASON

Jeff Zgonina is in his first season as an NFL coach and is Houston's assistant defensive line coach. Zgonina

played 17 years in the NFL for seven teams, including the final 48 games of his career for the Texans from 2007 until his retirement following the 2009 season.

Zgonina works closely with assistant head coach/defensive line Bill Kollar, who was his position coach at Purdue in 1989, and with Atlanta (1996), St. Louis (2001-02) and Houston (2009).

A former Big Ten Defensive Player of the Year at Purdue, Zgonina was selected in the seventh round of the 1993 NFL Draft by the Pittsburgh Steelers. He recorded

SMITH'S COACHING LEDGER

- 2010-13: Head strength and conditioning coach, Houston Texans
- 2007-09: Head strength and conditioning coach, Kansas City Chiefs
- 2001-06: Assistant strength and conditioning coach, Denver Broncos

26 career sacks and 13 fumble recoveries in 219 career games for Pittsburgh (1993-94), Carolina (1995), Atlanta (1996), St. Louis (1997, 1999-02), Indianapolis (1998), Miami (2003-06) and Houston. Zgonina also played in nine career postseason games and helped the Rams win Super Bowl XXXIV.

Zgonina and his wife, Cammie, have a daughter, Bailey, and a son, Carter. The family resides in Sugar Land.

ZGONINA'S COACHING LEDGER

- 2013: Assistant defensive line, Houston Texans

FOOTBALL OPERATIONS



WE ARE
TEXANS





BRIAN GARDNER DIRECTOR OF PRO PERSONNEL

Brian Gardner is in his seventh season with the Texans as the Director of Pro Personnel. His primary responsibilities include managing the pro personnel department, coordinating the recruiting and signing of NFL free agents, organizing player tryouts and monitoring NFL transactions. Gardner also manages the evaluation of talent in other professional football leagues, including the Canadian Football League, the United Football League, and the Arena Football League.

Gardner arrived in Houston after spending the previous two seasons with the Tampa Bay Buccaneers as a national scout. He began his NFL career with the Buccaneers as a scout in 1992 and spent three seasons in Tampa Bay before serving the next 10 seasons as an area and national scout with the San Francisco 49ers from 1995-05.

Gardner served as a defensive coordinator and director of player personnel with the New Orleans Night of

the Arena Football League in 1991-92. He also served as director of player personnel and receivers coach for the Washington Marauders of the Professional Spring Football League in the fall of 1991.

Gardner played three seasons in the AFL with New England (1988), Pittsburgh (1989) and Albany (N.Y.) (1990). He also spent time in the CFL with the Saskatchewan Rough Riders (1989) and with the Barcelona Dragons (1991) in the World League of American Football. In college, he played at Nicholls State (1982) and Prairie View A&M (1983-86).

Gardner was a member of the NFL Stanford Program for Managers at Stanford University in June 2006. He is a native of New Orleans and is married to the former Alice Vanessa James. The pair are the proud parents of sons, Royal and Tyler.



BOBBY GRIER SENIOR PERSONNEL ADVISOR

Bobby Grier is in his second season as senior personnel advisor after serving as Houston's associate director of pro personnel since May 2000. He is one of a handful of people to work for the Texans from the very start of the franchise. Grier previously held the title of vice president/player personnel for the New England Patriots.

Grier spent 18 years as a player personnel executive and coach with the Patriots, serving in his vice president role for more than four years. In that capacity, he was responsible for overseeing all aspects of New England's pro and college scouting departments, player evaluations, free agency, and the annual NFL Draft. From 1995 until he joined the Texans, Grier served as New England's director of player personnel.

From 1985-92, Grier was New England's running backs coach, working under three different head coaches (Raymond Berry, Rod Rust and Dick MacPherson). The 1985 squad captured the franchise's first AFC championship before losing to the Chicago Bears in Super Bowl XX. That season, Grier's backs gained 2,331 rushing yards, including 1,227 by Houston native Craig

James. Grier was a college scout for New England from 1982-84. His first NFL position came in New England in 1981 when he was the running backs coach under Ron Erhardt.

Grier spent 1978-80 as running backs coach at Boston College under Ed Chlebek, helping the team improve from 0-11 to 7-4. Grier's initial college coaching post came at Eastern Michigan, where he coached the running backs for George Mans and then Chlebek from 1974-77. From 1970-73, Grier was the head coach at Detroit's Martin Luther King High School. Grier's first coaching assignment came as an assistant at Kettering (Mich.) High School from 1966-69.

Grier is a native of Detroit. He holds a bachelor's of science degree in physical education from Iowa, where he was a three-year starter at running back as well as a two-time honorable mention All-Big Ten selection. As a senior, Grier led the Hawkeyes in rushing. Grier has two sons, both of whom are involved in professional sports. His oldest son, Chris, is the director of college scouting for the Miami Dolphins and his son, Michael, played 15 seasons in the NHL for Edmonton, Washington, Buffalo and San Jose. Bobby Grier resides in Houston.



MIKE MACCAGNAN

DIRECTOR OF COLLEGE SCOUTING

Mike Maccagnan coordinates all of the Texans' college scouting efforts as the director of college scouting.

In addition to evaluating college prospects, he also is involved with evaluating NFL teams and prospects in preparation for NFL free agency.

One of the Texans' first hires, Maccagnan initially joined the club as a pro scout in January 2000 before being promoted to coordinator of college scouting in April 2000. In June 2010, he was promoted to assistant director of college scouting before being elevated to his current position in July 2011.

Before arriving in Houston, Maccagnan spent the previous six years as a scout for the Washington Redskins. He served as a college scout (1994) for the Redskins before becoming a pro scout in 1995, although he continued to evaluate college prospects in preparation for the NFL draft.

Prior to joining Washington, Maccagnan worked for the Canadian Football League's Ottawa Rough Riders as the club's director of scouting and director of player personnel. In 1994, he was the director of scouting and player personnel for the CFL's Saskatchewan Roughriders. He also was the director of player personnel for the World League's London Monarchs when that franchise captured the league championship in 1991. In 1990, Maccagnan worked in the World League office in Dallas as a league scout. Maccagnan was a member of the NFL Stanford Program for managers in June, 2005.

A native of Hightstown, N.J., Maccagnan holds a bachelor's degree in economics from Trinity (Conn.) College. After graduating from Trinity, Maccagnan served as an intern in the scouting department for the Washington Redskins during training camp in 1990.

Mike and his wife, Betty, live in Houston.



KEVIN MURPHY

PRO SCOUT

Kevin Murphy is in his eighth season with the Texans and sixth as a pro scout. In addition to advance scouting of Texans opponents, Murphy is responsible for evaluating players from teams around the NFL and the Canadian Football League. He began his career with the Texans as a pro scouting intern during the 2006 season.

Murphy earned four letters as a long snapper at Fresno State from 1999-02 and earned a degree in recreation administration in May 2003.

Following his collegiate career, Murphy coached tight ends and special teams at Western New Mexico in 2003. He spent 2004-05 as a graduate assistant at Mississippi State and earned a master's degree in sports administration in May 2006.

Murphy, a San Diego native, is single and resides in Houston.



LARRY WRIGHT PRO SCOUT

Larry Wright Jr. is in his third season with the Texans and is responsible for evaluating players on NFL rosters, street free agents, as well as players in the Arena Football League, Canadian Football League, and United Football League. He also works on advance scouting of Texans opponents.

From 2007-09, Larry was an assistant director of pro personnel with the Jacksonville Jaguars after serving as a pro scout with the team from 2004-07. He began his NFL career as a scouting assistant with Jacksonville in 2003. Wright spent 2009 coaching running backs at West Monroe High in West Monroe, La.

Wright was the head coach at Ringgold (La.) High School from 2001-02, and in 2000 was a graduate assistant at Grambling State University, where he coached running backs while earning his master's degree in sport administration. In the summer of 2000, he was a scouting intern with the Baltimore Ravens and a volunteer strength and conditioning coach for the Grambling basketball team.

Wright earned a degree in sociology at Louisiana Tech, where he was a three-year letterman and team captain in his senior season. He and his wife, Vincincia, have two daughters and one son, Victoria, Lauryn, and Larry III.



JON CARR NATIONAL SCOUT

Carr is in his seventh season with the Texans as a college scout and second as a National Scout. Prior to joining the Texans, Carr coached wide receivers at the University of Toledo from 2005-06 and helped the Rockets win the 2005 GMAC Bowl.

Prior to joining Toledo's staff, Carr was offensive coordinator at Eastern Illinois from 2003-04. He began his collegiate coaching career at Tennessee State in 1997, working with tight ends, wide receivers and quarterbacks, and was promoted to offensive coordinator in 2000. In 2001, Carr's offense ranked third in I-AA (NCAA FCS) passing (302 yards per game), sixth in total offense (465 yards per game) and 14th in scoring (35.4 points per game). He also participated in the 2006

NCAA Expert Coach's Academy in Miami and the NFL-Stanford Program for Managers at the Stanford Graduate School of Business in 2012.

During the summer of 2002, Carr was a member of the Oakland Raiders' preseason coaching staff as part of the NFL's Minority Internship Program. He has also worked with the National Football League Properties as the Program Coordinator for Chicago and Detroit summer youth inner-city football camps.

Carr was a quarterback at Southeast Missouri State from 1987-89 before he transferred to Purdue, where he earned a degree in law and society in 1991.

Carr has one son, Corbyn, and he and his wife, She-nikwa, are parents of two girls, Kennedy and Kayla.



ED LAMBERT NATIONAL SCOUT

Ed Lambert is in his seventh season with the Texans as a national scout. Lambert is a 29-year veteran of the college and professional coaching ranks who spent five years as a college scout with the Denver Broncos before joining the Texans in 2007.

Lambert coached 10 seasons at Vanderbilt, including the 1997 season as offensive coordinator. He coached quarterbacks and running backs at Baylor, helping lead the Bears to the 1991 Copper Bowl. In addition, Lambert coached at the University of New Mexico, Iowa State, California, Howard University and Boise State University. In his final season at Boise State, the Broncos won the NCAA Division I-AA national championship.

Lambert coached running backs for two seasons in the USFL with the Los Angeles Express and has had NFL coaching fellowships in training camp with the Philadelphia Eagles, Atlanta Falcons and Seattle Seahawks.

Lambert was born in Beaumont, Texas. He earned his bachelor's degree in physical education from San Jose State University in 1972.

He and his wife, Jeanette, have two sons, Michael and Lamar, as well as a daughter, Charisse. Lambert also has five grandchildren: Kalen, Ajayia, Turon, Mikayla and Saniya.



BOB BEERS COLLEGE SCOUT

Bob Beers re-joined the Houston Texans scouting staff in June 2012 following a two-year stint as the offensive line coach at the University of Montana, his alma mater. From 2007-10, Beers served as the Texans' western regional scout and reassumed those duties when he re-joined the organization. He is in his fifth season with the Texans.

Prior to his first tenure with the Texans, Beers was a college scout for the Detroit Lions from 2003-06 and spent eight years as a college scout with the Denver Broncos from 1995-02, helping the franchise win two World Championships.

Beers has coached in the high school, college and professional ranks for the better part of the last four decades. In addition to coaching the offensive line at Montana from 2009-10, he served as head coach for the Colorado Crush of the Arena Football League in 2003. He was the offensive coordinator for the then-World League (NFL Europe) Amsterdam Admirals, helping them to a 9-1 regular season record and World Bowl appearance in 1995.

Beers was named conference coach of the year after claiming a pair of conference titles in his two seasons as head coach and athletic director at Western Montana

College (1993-94). He got his first taste of the professional coaching ranks from 1991-93 as the offensive coordinator for the Frankfurt Galaxy of the World League under head coach Jack Elway.

Beers was Montana's assistant head coach working with the offensive line from 1986-90. He coached in the prep ranks from 1977-85 in Montana and Oregon and took his first collegiate coaching job at Montana in 1970. Beers then moved on to Montana Tech, where he served as the defensive coordinator from 1972-73.

As a linebacker at Montana, Beers earned All-American honors and graduated in 1970 with a degree in history and health, physical education. Beers was the inaugural recipient of UM's Golden Helmet Award (team's hardest hitter) in 1967. In October 2009, he and his teammates from UM's undefeated teams of 1968 and 1969 were inducted into the Grizzly Sports Hall of Fame.

Bob and his wife, Janelle, have three children, son Bobby, and two daughters, Cari, a principal in Eureka, Mont., and Joey, a student at UM. Bobby is the athletic director at Rocky Mountain College in Billings and a former Denver Broncos scout. They have three granddaughters: Milynn, Megan, and Emily.



RYAN CAVANAUGH

COLLEGE SCOUT

Ryan Cavanaugh was hired by the Texans in the spring of 2009 as an area scout and covers the Northeast and Midwest for Houston.

Cavanaugh spent eight seasons with the Indianapolis Colts' scouting department, including six as an area scout. He joined the Colts organization in January 2001 after spending the 2000 mini-camp and training camp

in the club's operations department. He graduated from Appalachian State in December 2000 with a bachelor's degree in commercial recreation management.

Cavanaugh was born in Raleigh, N.C. He is married to the former Melissa Anne Searls of Greensboro, N.C., where they reside with their daughters, Mallory Anne (8) and Samantha Lee (6).



ROB KISIEL

COLLEGE SCOUT

Rob Kisiel re-joined the Texans staff in 2012 as a college scout after spending the last five years as the Director of Operations for BLESTO. He previously worked in the Texans personnel department for seven years as a scouting administrator (2000-01), college scout (2002-03) and pro scout (2004-07).

Kisiel was tabbed as BLESTO's director of operations in 2007, replacing legendary scout Jack Butler and helping lead the scouting service's move to Jacksonville, Fla. from Pittsburgh, Pa.

Kisiel first came to the Texans after serving as the draft room coordinator for the Washington Redskins

from August 1999 through April 2000. He got his start in the NFL as a training camp intern from 1995-97 with the Redskins before serving as a scouting intern with the team from July 1998 until June 1999. In addition, Kisiel interned for the World League's London Monarchs during the 1997 season and was a labor relations intern at the NFL Management Council in 1999.

Kisiel grew up in Clearwater, Fla. He earned his bachelor's degree in business communications from Florida State, where he served as a student assistant for head coach Bobby Bowden in the football office for four years.



MIKE MARTIN

COLLEGE SCOUT

Mike Martin scouts the Southeast region for the Texans. He was hired by the Texans in the spring of 2007 as a college scout after spending the previous four seasons with the Tampa Bay Buccaneers personnel department.

Martin joined the Buccaneers as a pro personnel assistant in 2003 before moving to pro scouting in 2004. He spent his last two seasons in Tampa Bay as the national combine scout. Martin started his career in the NFL as an intern with the Tennessee Titans in 2002.

Martin was a four-year letterman at Vanderbilt University (1999-2002), playing defensive back and on special teams. He was also a finalist for the 2003 Male SEC Scholar-Athlete of the Year. Martin graduated cum laude from Vanderbilt in 2002 with a bachelor's of science in human and organizational developmental studies. He also earned his master's degree in organizational leadership in 2003.

He and wife, Cari, reside in Atlanta, Ga. with their son, Maddon, and daughter, Malone.



BOB MERRITT **COLLEGE SCOUT**

Bob Merritt joined the Texans as a college scout in the spring of 2007 and is in his seventh season with the team and 11th season overall in the NFL. Merritt scouts the Midwest region for the Texans.

Prior to joining the Texans, Merritt spent four seasons with the Detroit Lions, beginning as an intern in 2003 and advancing to a scouting assistant in 2004 and the Lions' BLESTO scout in the 2005 season.

Merritt, from Temperance, Mich., played outside linebacker at Adrian College, where he graduated with a

bachelor's degree in criminal justice in December 1993. He served in the Air Force from February 1994 until April 1996.

Merritt was a graduate assistant football coach at the University of Toledo in 1998 while earning a master's degree in liberal studies education. Between 1999 and 2003, Merritt coached at the University of Findlay, Bedford High School, New Jersey City University, and Tiffin University.

Bob and his wife, Kavita, reside in Kingwood, Texas.



NATHAN TROTT **COLLEGE SCOUT**

Nathan Trott is in his seventh year with the Texans and fifth as a college scout, covering the Southwest region and cross-checking the West Coast. Trott previously served as the pro scouting intern for the Texans during the 2007 and 2008 seasons.

Trott grew up around the game with his father, Bob Trott, being a long-time coach in both the NFL and col-

lege. Nathan served as an intern with the Cleveland Browns during the summers of 2005 and 2006, assisting in youth development, the equipment room and coaching.

Trott played football for Elon University as a cornerback from 2003-07, where he earned his degree in sports management.

He is single and resides in Scottsdale, Ariz.



MOZIQUE McCURTIS **PLAYER PERSONNEL SCOUT**

Moziq McCurtis joins the Houston Texans staff as a player personnel scout in 2012. McCurtis served as a pro scouting intern for the Texans from 2010-11. He is responsible for evaluating players on NFL rosters, free agents and collegiate prospects across the country.

Prior to joining the Texans in 2010, McCurtis was a pro scouting intern for the Seattle Seahawks.

McCurtis was a three-year letterman as a defensive back at the University of Southern California, where he helped the team win three conference titles and two Rose Bowl titles while playing for current Seattle Seahawks head coach Pete Carroll. He graduated from USC in 2008 with a degree in history.

McCurtis, a San Diego native, resides in Houston.



GEOFF KAPLAN

DIRECTOR OF SPORTS MEDICINE/HEAD ATHLETIC TRAINER

Geoff Kaplan is in his fifth season as the Houston Texans director of sports medicine/head athletic trainer after spending the previous 14 seasons with the Tennessee Titans/Houston Oilers as an assistant athletic trainer. The 2013 season marks Kaplan's 21st in the NFL.

Kaplan joined the Houston Oilers full-time in 1995 after serving as a season-long intern in 1994. Prior to joining the Oilers, Kaplan was a season-long intern with the Green Bay Packers in 1993.

A native of Parsippany, N.J., Kaplan earned his degree in physical therapy and a certificate in athletic training from the University of Wisconsin-Madison. He continued his education by becoming a certified strength and conditioning specialist in 1997, and completed his master's degree from Tennessee State University in the summer of 2003.

In 2005, Kaplan was certified as a clinical specialist in sports physical therapy by the American Board of Physical Therapy Specialists. Kaplan frequently lectures on a variety of sports medicine topics, including the rehabilitation of athletic injuries to local and national organizations, hospitals and universities.

Following the 2000 season, Kaplan was part of a Titans training staff that was named the NFL Training Staff of the Year by the Ed Block Foundation and the Professional Athletic Trainers Society.

Kaplan has continued to advance his education, becoming certified in Graston soft tissue mobilization (2009) and functionalized dry needling (2013).

Geoff and his wife, Shelly, have two sons; Everett and Sawyer. They reside in Missouri City, Texas.



ROLAND RAMIREZ

COORDINATOR OF REHABILITATION/ ASSISTANT ATHLETIC TRAINER

Roland Ramirez is in his sixth season as the Coordinator of Rehabilitation/Assistant Athletic Trainer with the Texans. He held the same position with the Atlanta Falcons during the 2007 season, and served as a contract athletic trainer for the Tennessee Titans during the 2005 and 2006 seasons. Ramirez also served as an assistant athletic trainer for the Nashville Kats Arena Football team (AFL) during the 2006 season.

Prior to entering the ranks of the NFL, Ramirez worked as a physical therapist in an orthopedic and sports medicine clinic while completing his graduate work in athletic training. He earned a dual masters degree in physical therapy and athletic training from the Texas Tech University Health Sciences Center in 2004 and 2005, respectively. Ramirez completed his undergradu-

ate work at Texas Tech University, where he played football from 1998-99.

As a graduate student, Ramirez served as an athletic trainer for the baseball teams at Wayland Baptist University and Lubbock Christian University. He also worked with the Texas Tech University football team during the 2004 season, and served as an intern strength and conditioning coach prior to the 2004 season.

He is board certified as a clinical specialist in sports physical therapy by the American Board of Physical Therapy Specialists. He also holds a certification as a strength and conditioning specialist and is a member of the NATA, APTA, NSCA, and PFATS.

Ramirez and his wife, Misty, live in Missouri City, Texas with their two children, Kade and Tessa.



A.J. VAN VALKENBURGH

ASSISTANT ATHLETIC TRAINER

A.J. Van Valkenburgh was named assistant athletic trainer on May 1, 2012 and is in his fourth season with the Texans. Van Valkenburgh served the 2010 and 2011 seasons as an athletic training intern.

Prior to joining the Texans in May 2010, Van Valkenburgh built up a wealth of experience in a variety of roles, including eight years as a combat medic for the Texas Army National Guard from 1998-2006. Van Valkenburgh gained his first NFL experience in 2009 with the New England Patriots as training camp intern while he was a graduate student at Stephen F. Austin State University. From 2008-10, Van Valkenburgh was a graduate student athletic trainer at SFA and worked for the U.S. Regional Physical Therapy Clinic, where he served as a clinical outreach athletic trainer for Lufkin-area high school and junior college sporting events.

Van Valkenburgh was the head athletic trainer at Carthage High School and Panola College in Carthage, Texas from 2006-08. He worked as a student athletic trainer at Sam Houston State University in Huntsville, Texas from 2002-04 and spent the summer of 2004 and

2005 as an athletic training intern at the University of San Diego.

Van Valkenburgh earned a master's degree in athletic training from SFA in 2010 and earned a bachelor's degree in kinesiology from Sam Houston State in December 2004. He holds certifications from the National Athletic Trainers Board of Certification, the Texas Advisory Board of Athletic Trainers as a licensed athletic trainer and the National Academy of Sports Medicine as a Performance Enhancement Specialist. Van Valkenburgh holds several certifications: as a Level I functional movement specialist, Y-Balance certified, First-Aid/CPR/AED certified by the American Heart Association, Graston Level I certified and is also certified as a kinesiotape practitioner. He is a member of the National Athletic Trainers Association, the Southwest Athletic Trainers Association, the Texas State Athletic Trainers Association and the National Academy of Sports Medicine.

Van Valkenburgh and his wife, Coy, live in Pearland, Texas with their 6-year old son, Kannon, and newborn daughter, Reece Adysin.



JOE MALOTA

DIRECTOR OF VIDEO OPERATIONS

Joe Malota is in his sixth season as director of video operations and oversees all videotaping, editing and production for the Texans, breaking down practice and game tape for the coaching staff.

Malota is in his 12th overall season with the Texans, joining the club in February 2002 as the assistant video director. He was promoted to his current position in March 2008. Prior to his tenure with the Texans, Malota

spent the previous five seasons as the video director for the New Orleans Saints.

Malota broke into the NFL as the assistant video director for the Houston Oilers in 1989. He spent eight seasons with the Oilers before the club moved to Nashville.

Malota attended Southwest Texas State University. He and his wife, Jen, have a daughter, Molly, and a son, Max. The family lives in Cypress.



TIM BROG

ASSISTANT DIRECTOR OF VIDEO OPERATIONS

Tim Brog is in his sixth season with the Houston Texans and third as the team's assistant director of video operations. He began his tenure with the Texans in July 2008 and was hired as a video operations assistant in June 2009 before assuming his current position in August 2011.

Prior to joining the Texans, Brog was the video coordinator for the Grand Rapids Rampage of the Arena Football League in his home state of Michigan during the 2008 season.

Brog is a graduate of Grand Valley State University, where he earned his bachelor's degree in broadcasting in 2008. While a student, Brog worked at WOOD-TV 8 in Grand Rapids, Mich. in the sports department, filming high school and college athletic events.

Brog is from Middleville, Mich. and graduated from Thornapple-Kellogg High School. He is single and resides in Houston.



GRESHAM OLIVER

VIDEO OPERATIONS ASSISTANT

Gresham Oliver is in his second season as a video operations assistant with the Houston Texans. He joined the Texans staff as a video operations intern prior to the 2011 season.

Prior to joining the Texans, Oliver was the video director for the Sacramento Mountain Lions of the UFL for the 2010 season. Oliver broke into the NFL with the Oakland Raiders as a training camp intern with the video department in 2004 and 2005 before earning a season-long internship with the team in 2006. He was

promoted to video operations assistant following the 2006 season and worked with the Raiders until March 2009. He then went on to work for the Minnesota Vikings during the 2009 season.

Oliver earned a bachelor's degree in sports and recreation management in 2005 from Northwest Nazarene University in Nampa, Idaho, where he played baseball and ran track.

The Kenai, Alaska native graduated from Kenai Central High School, is single and resides in Houston.



JAY BRUNETTI

DIRECTOR OF EQUIPMENT SERVICES

Jay Brunetti has served as the Houston Texans director of equipment services since 2001 and is in his 39th NFL season in 2013. Brunetti's responsibilities include purchasing, managing the upkeep and repair of all player and coaches equipment and overseeing the transportation of equipment to away games.

Brunetti came to Houston from Washington, where he spent the previous 26 years with the Redskins. He joined the Redskins' organization on a part-time basis

in 1975, when he was in junior high school. He then became a full-time assistant in 1979 before becoming the youngest equipment manager in the NFL in 1981 at the age of 19. Coach Joe Gibbs' teams advanced to four Super Bowls and won three World Championships with Brunetti heading the equipment staff. His distinguished career includes working with 14 members of the Pro Football Hall of Fame.

Brunetti and his wife, Linda, have two sons, Jimmy and Drew, and a daughter, Tori. The family lives in Houston.



MIKE PARSON

EQUIPMENT SERVICES ASSISTANT

Mike Parson is in his sixth season as equipment assistant for the Texans. Parson joined the Texans equipment staff in 2008 after several internships with the New Orleans Saints and five years of experience at the collegiate level.

Parson worked minicamps and training camps for the Saints in 2001-02 and worked the full season with the team in 2005. That year, the staff overcame extraordinary challenges in the forced evacuation from New Orleans due to Hurricane Katrina. After departing New Orleans, the club's base of operation moved three times, including a last stop at a high school baseball stadium

in San Antonio. The staff was awarded the Whitey Zimmerman Memorial Award, given annually to the NFL equipment staff that exceeds the usual demands of the position with excellent service.

Parson was the equipment manager for four years at the University of New Orleans, where he oversaw the equipment operations for the entire athletic department. He was also equipment manager for Benedict College during the 2003 season.

Parson, a 2003 graduate of Mississippi State University with a bachelor's degree in physical education, was born in Vicksburg, Miss. and now resides in Houston.



CHRISTIAN SNELL

EQUIPMENT SERVICES ASSISTANT

Christian Snell is in his ninth season in the Texans equipment department after spending two years as the equipment intern for the New York Jets.

In addition to his work with the Jets, Snell served as the assistant equipment manager for the Hamburg Sea Devils of NFL Europe in the spring of 2005.

Snell was the head football student manager for the Iowa Hawkeyes during his undergraduate days in Iowa City. He earned a bachelor's degree in journalism and mass communications from Iowa with a minor in sports studies.

Originally from Nora Springs, Iowa, Snell is single and lives in Houston.



DOUG WEST **DIRECTOR OF FOOTBALL OPERATIONS**

Doug West is in his 18th season in the NFL and his seventh with the Texans. West, who was named director of football operations in September 2010, oversees team travel, training camp and game day operations, which include all aspects dealing directly on the field with the game, Texans and the visiting team.

On game day, West is responsible for overseeing the sideline communication equipment as well as instant replay equipment. He serves as the team liaison with the NFL, the officials and the visiting team; he also handles catering in all Texan areas.

West oversees the team practice facility and Texans areas in Reliant Stadium, including scheduling, cleaning and maintenance. He is responsible for maintaining the day-to-day football operations budget as well as planning for future large expenditures and projects.

West joined the Texans as football operations manager in August 2007, overseeing team travel planning

and lodging throughout the year. Prior to joining the Texans, West worked with Reebok as an NFL glove and footwear specialist, beginning in 2004. From 1993-03, West was the head equipment manager for the Denver Broncos, where he worked with several current Texans staff members, including head coach Gary Kubiak and general manager Rick Smith.

West was the head equipment manager from 1988-90 at the University of Northern Colorado before taking on the same role for the Birmingham Fire of the World League of American Football from 1991-92 under head coach Chan Gailey.

West earned a bachelor's degree in social sciences from Colorado State in 1988, where he was a student worker for the football team for four years. He has three sons, Gunnar, Griffin and Graham, and a stepdaughter, Grace. He and his wife, Stacy, reside in Houston.



SEAN WASHINGTON **DIRECTOR OF PLAYER ENGAGEMENT**

Sean Washington is in his seventh season with the Texans as director of player engagement. Washington is responsible for assisting players and their families with transition in and out of the organization, continuing education, life skills seminars, gaining exposure to business opportunities and career internships. He serves as a key resource for players to minimize their off-the-field distractions and is the central figure in providing support service for players and their families.

Prior to joining the Texans, Washington worked for a decade with high school students, mentoring, teaching and coaching around the Houston area. Washington previously coached at Alief Elsik High School, Angleton

High School and was the Texas Sports Development Academy youth camp director.

Washington played defensive back for the New Orleans Saints in 1994 as an undrafted free agent and then played in the World Bowl with the Amsterdam Admirals in 1995.

Washington, a Houston native, attended Waltrip High School and earned his degree in sport management from Rice University in 1994. He was an All-Southwest Conference cornerback from 1991-93 and a member of the Sporting News All-American team in 1993 with the Owls.

He resides in Richmond, Texas with his wife, Eanisha, and his two sons, Lake and Cruz.

HOUSTON TEXANS STAFF



Clare Alvarado
Human Resources
Coordinator



Connie Alvarez
Employee Benefits
Manager



Tina Anaya
Accountant



Roberta Anding
Team Dietitian



Jerry Angel
Corporate Development
Manager



Emmett Baylor
Director of Security



Derek Beeman
Director of Ticket
and Event Sales



Sharon Boschi
Corporate Development
Coordinator



Emily Bruss
Foundation Coordinator



Warren Caguioa
Ticket Sales
Representative



Amanda Cantley
Community Development
Manager



Dr. Michael Chang
Team Emergency Physician



Lacey Clayton
Partnership Marketing
Coordinator



Kara Cook
Integrated Media
Coordinator



Kevin Cooper
Senior Director of
Communications



Katie Cordes
Ticket Finance and
Operations Coordinator



Tamala Crossman
Director of Accounting



Diane Crossey
Senior Director of Event
Operations and Guest
Services



Holly Daigle
Event Services Manager



Rita Daniels
Executive Assistant
to Rick Smith



Marvin Dave
Office Services
Coordinator



Jennifer Davenport
Senior Director of Marketing



Amber Davies
Administrative Assistant,
Pro Personnel



Jessica Davis
Premium Seating
Service Coordinator



Ted Dickerson
Traffic and Parking Services
Manager

HOUSTON TEXANS STAFF



Drew Dougherty
Texans TV Host/Integrated
Media Manager



HOFFIE Ferriera
Event Operations Manager



David Fletcher
Director of Corporate
Development and
Broadcast Sales



Dr. Steven Flores
Team Orthopedist



Blaine Foreman
Partnership Marketing
Coordinator



Stephen Friedlander
Account Executive,
Suite Sales



Jonathan Frost
Mascot Program Manager



Susie Galvan
Administrative Assistant,
Chairman's Office



Alto Gary
Cheerleader Programs
Manager



Gavin Gehrt
Executive Producer/Director
of Video Production



Scott Gilliland
Corporate Development
Representative



Amanda Goldstein
Club Seat Manager



Blaire Grady
Design Project Coordinator



Eva Graham
Administrative Assistant,
Football Administration and
Operations



Kristen Grimes
Account Executive,
Suite Sales



Charles Hampton
Communications
Coordinator



Disney Hanka
Partnership Marketing
Event Coordinator



Dr. Dana Harper
Team Chiropractor



Kristen Hereford
Accounting Manager



Joni Honn
Team Massage Therapist



Josh Hubel
Senior Motion Graphics
Designer/Animator



Laura Imming
Corporate Development
Manager



Kathryn Iribarren
Ticket Services and
Operations Coordinator



Russell Joyner
Director of Football
Information Systems



Jan Kelly
Controller and Senior Director
of Risk Management

HOUSTON TEXANS STAFF



Evan Koch
Communications Manager



Mari Jo Kohler
Administrative Assistant,
College Scouting



Greg Kondritz
Associate General Counsel
and Senior Director



Kevin Krajovic
Football Administration
Analyst



Lydia Launey
Executive Assistant to
Scott Schwingler



Faisal Lodhi
Information Technology
Developer



Dr. David Linthner
Team Orthopedist



Dr. Walter Lowe
Team Orthopedist



Jason Lowrey
Football Operations Manager



Mike Major
Network Engineer



Jackie Maldonado
Marketing Manager



Mattie Marion
Partnership Marketing
Coordinator



Bonny Marshall
Executive Assistant to Jamey
Rootes



Derek Mauney
Information Technology
Support Analyst



Kandyace Mayberry
Community Development and
Marketing Coordinator



Chris McCrary
Creative Manager



Matt McKee
Ticket Operations and
Distribution Coordinator



Wahnetta Mitchell
Receptionist



Cheryl Moffett
Executive Assistant to
Marian Logan



Glenda Morrison
Senior Director of
Human Resources



Dr. James Muntz
Team Internist



Carol Adatto Nelson
Team Travel Consultant,
Carlson Wagonlit Travel



Dr. Tom O'Brien
Team Dentist



Sue Anna O'Hara
Executive Assistant to Suzie
Thomas/Office Services
Administrator



Glen Oskin
Corporate Development
Representative

HOUSTON TEXANS STAFF



Amy Palcic
Corporate Communications
Manager



Brian Peden
Account Executive,
Suite Sales



Nelson Peña
Information Technology
Support Analyst



Kenneth Perkins
Motion Graphics Designer/
Editor



Kim Phillips
Executive Assistant
to Gary Kubiak



Dr. Mark Prasarn
Team Orthopedist



Kristin Putnam
Community Relations
Coordinator



Shari Rainey
Director of Luxury
Suite Service



Khalil Reed
Security and Player
Engagement Manager



Lisa Ruiz
Payroll Manager



Jeannette Salas
Human Resources Manager



Dr. Chris Sanders
Team Active Release
Techniques® & Graston
Provider



Eric SanInocencio
Digital Media Manager



Sybil Scott
Marketing Coordinator



Anthony Shade
Network Administrator



Jon Sifi
Information Technology
Manager



Austen Smith
Partnership Marketing
Manager



Stephen Smith
Customer Service
Representative



Jon Southern
Senior Director of Treasury



Dr. Williams Spangler
Team Emergency Physician



Brett Stewart
Marketing Coordinator



Nicole Tran
Senior Accountant



Greg Tyler
Team Pastor



Marc Vandermeer
Senior Director of
Broadcasting



Cody Vanghel
Ticket Sales Representative

HOUSTON TEXANS STAFF



Brian Varnadoe
Director of Premium Seating



Dr. Kevin Varner
Team Orthopedist



Daniel Velasco
Marketing Manager



Becky Virtue
*Executive Assistant to
Robert C. McNair*



Cameron Walker
Ticket Sales Representative



Fara Yoder
Marketing Research Analyst



Trey Young
Ticket Services Manager

WE OWN WORK

More guys in the field get the job done with a Super Duty. More than any other heavy-duty truck.



LAW ENFORCEMENT

77%




CONSTRUCTION

50%



AGRICULTURE FARMING

39%



LIVESTOCK PRODUCTION

40%



**PROUD PARTNERS OF
THE HOUSTON TEXANS**



**THE 2013
SUPER DUTY**



**BEST IN TEXAS
TEXASFORD.COM**

Percentage based on Ford U.S. heavy-duty pickup and class 2-5 Conventional Chassis Cab combined new registrations (CYTD June 2011 - YE 2010) within Emergency Vehicles, Mining/Quarrying, Construction, Petroleum, Metal Mining, Executive Legislative & General Gov't, Petroleum Refining & Related Inds Mfrs, Electric Gas & Sanitary Services, Mining & Quarrying, Nonmetallic Minerals, Justice Public Order & Safety, Heavy Construction Except Building, Forestry/Lumber Products, Manufacturing, Agriculture/Farm, Sanitation/Refuse, Agricultural Production/Livestock, Utility Services, Road/Highway Maintenance, Specialized/Heavy Hauling, Oil & Gas Extraction and General Freight vocations.

2012 SEASON REVIEW



WE ARE
TEXANS



2012 FINAL STATISTICS (12-4)

Date	W/L	Score	Opponent	Attendance	RUSHING	No.	Yds	Avg	Long	TD
9/9	W	30-10	Miami	71,566	A.Foster	351	1,424	4.1	46	15
9/16	W	27-7	at Jacksonville	62,907	J.Forsett	63	374	5.9	81t	1
9/23	W	31-25	at Denver	76,566	B.Tate	65	279	4.3	25	2
9/30	W	38-14	Tennessee	71,581	K.Martin	4	53	13.3	21	0
10/8	W	23-17	at New York Jets	79,088	J.Casey	1	6	6.0	6	0
10/14	L	24-42	Green Bay	71,702	T.Yates	2	-1	-0.5	1t	1
10/21	W	43-13	Baltimore	71,708	D.Posey	1	-3	-3.0	-3	0
11/4	W	21-9	Buffalo	71,698	M.Schaub	21	-9	-0.4	8	0
11/11	W	13-6	at Chicago	62,410	TEXANS	508	2,123	4.2	81t	19
11/18	W43-37 (OT)		Jacksonville	71,676	Opponents	390	1,560	4.0	29	5
11/22	W34-31 (OT)		at Detroit	64,827						
12/2	W	24-10	at Tennessee	69,143	RECEIVING	No.	Yds	Avg	Long	TD
12/10	L	14-42	at New England	68,756	A.Johnson	112	1,598	14.3	60t	4
12/16	W	29-17	Indianapolis	71,702	O.Daniels	62	716	11.5	39t	6
12/23	L	6-23	Minnesota	71,688	K.Walter	41	518	12.6	52t	2
12/30	L	16-28	at Indianapolis	66,957	A.Foster	40	217	5.4	23	2
					J.Casey	34	330	9.7	30	3
					G.Graham	28	263	9.4	30	3
					B.Tate	11	49	4.5	11	0
					K.Martin	10	85	8.5	18	1
					L.Jean	6	151	25.2	54t	1
					D.Posey	6	87	14.5	36	0
					J.Forsett	3	38	12.7	18	0
					M.Schaub	1	-6	-6.0	-6	0
					A.Gardner	0	0	0.0	0	0
					TEXANS	354	4,046	11.4	60t	22
					Opponents	308	3,881	12.6	81t	29

TEAM STATISTICS

TOTAL FIRST DOWNS

	Texans	Opponents
Rushing	341	292
Passing	114	94
Penalty	205	167
3rd Down: Made/Att	22	31
3rd Down Pct.	83/221	71/215
4th Down: Made/Att	37.6%	33.0%
4th Down Pct.	4/7	5/16
POSESSION AVG.	57.1%	31.3%
	32:53	27:37

TOTAL NET YARDS

	Texans	Opponents
Avg. Per Game	5,953	5,172
Total Plays	372.1	323.3
Avg. Per Play	1,090	1,015
	5.5	5.1

NET YARDS RUSHING

	Texans	Opponents
Avg. Per Game	1,213	1,560
Total Rushes	132.7	97.5
	508	390

NET YARDS PASSING

	Texans	Opponents
Avg. Per Game	3,830	3,612
Sacked/Yards Lost	239.4	225.8
Gross Yards	28/216	44/269
Attempts/Completions	4,046	3,881
Completion Pct.	554/354	581/308
Had Intercepted	63.9%	53.0%
	13	15

PUNTS/AVERAGE

	Texans	Opponents
NET PUNTING AVG.	88/47.2	92/45.2
PENALTIES/YARDS	40.5	39.2
FUMBLES/BALL LOST	108/873	90/863
TOUCHDOWNS	12/4	23/14
	46	38
Rushing	19	5
Passing	22	29
Returns	5	4

SCORE BY PERIODS

	1	2	3	4	OT	Total
TEXANS	94	136	100	74	12	416
Opponents	77	83	85	83	3	331

SCORING

	TD	Ru	Pa	Rt	PAT	FG	SAF	TP
S.Graham	0	0	0	0	45/45	31/38	0	138
A.Foster	17	15	2	0	0/0	0/0	0	102
O.Daniels	6	0	6	0	0/0	0/0	0	36
A.Johnson	4	0	4	0	0/0	0/0	0	24
J.Casey	3	0	3	0	0/0	0/0	0	18
G.Graham	3	0	3	0	0/0	0/0	0	18
B.Tate	2	2	0	0	0/0	0/0	0	12
K.Walter	2	0	2	0	0/0	0/0	0	12
J.Joseph	1	0	0	1	0/0	0/0	0	6
D.Manning	1	0	0	1	0/0	0/0	0	6
J.Forsett	1	1	0	0	0/0	0/0	0	6
T.Yates	1	1	0	0	0/0	0/0	0	6
B.Braman	1	0	0	1	0/0	0/0	0	6
L.Jean	1	0	1	0	0/0	0/0	0	6
K.Martin	1	0	1	0	0/0	0/0	0	6
D.Posey	1	0	0	1	0/0	0/0	0	6
K.Jackson	1	0	0	1	0/0	0/0	0	6
C.Barwin	0	0	0	0	0/0	0/0	0	2
TEXANS	46	19	22	5	45/45	31/38	0	416
Opponents	38	5	29	4	38/38	21/24	0	331

2-Pt. Conversions: TEXANS 0/0, Opponents: 0/0

SACKS: J.Watt 20.5, A.Smith 7.0, W.Mercilus 6.0, C.Barwin 3.0, B.Reed 2.5, T.Jamison 1.0, B.Ruud 1.0, G.Quinn 1.0, D.Manning 1.0, B.McCain 0.5, B.James 0.5 TEXANS: 44.0, Opponents: 28.0

PASSING

	Att	Comp	Yds	Cmp%	Yds/Att	TD	TD%	Int	Int%	Long	Sack/Lost	Rating
M.Schaub	544	350	4,008	64.3%	7.4	22	4.0%	12	2.2%	60t	27/216	90.7
T.Yates	10	4	38	40.0%	3.8	0	0.0%	1	10.0%	19	1/0	11.7
TEXANS	554	354	4,046	63.9%	7.3	22	4.0%	13	2.3%	60t	28/216	89.2
Opponents	581	308	3,881	53.0%	6.7	29	5.0%	15	2.6%	81t	44/269	80.0

INTERCEPTIONS

	No.	Yds	Avg	Long	TD
K.Jackson	4	71	17.8	63t	1
J.Joseph	2	88	44.0	52t	1
D.Manning	2	59	29.5	55t	1
G.Quinn	2	22	11.0	22	0
B.McCain	1	86	86.0	86	0
T.Dobbins	1	7	7.0	7	0
B.Cushing	1	1	1.0	1	0
S.Keo	1	1	1.0	1	0
D.Sharpton	1	-2	-2.0	-2	0
TEXANS	15	333	22.2	86	3
Opponents	13	136	10.5	26	0

PUNTING

	No.	Yds	Avg	Net	TB	In	Lg	B
D.Jones	88	4,150	47.2	40.5	5	28	66	0
TEXANS	88	4,150	47.2	40.5	5	28	66	0
Opponents	90	4,156	45.2	40.0	3	35	70	2

PUNT RETURNS

	Ret	FC	Yds	Avg	Long	TD
K.Martin	22	10	267	12.1	71	0
T.Holliday	16	6	147	9.2	36	0
TEXANS	38	16	414	10.9	71	0
Opponents	48	15	483	10.1	72t	1

KICKOFF RETURNS

	No	Yds	Avg	Long	TD
K.Martin	31	741	23.9	54	0
T.Holliday	10	194	19.4	30	0
D.Manning	1	18	18.0	18	0
J.Casey	1	0	0.0	0	0
S.Keo	1	0	0.0	0	0
TEXANS	44	953	21.7	54	0
Opponents	62	1,595	25.7	101t	2

FIELD GOALS

	1-19	20-29	30-39	40-49	50+
S.Graham	1/1	8/8	11/11	7/9	4/9
TEXANS	1/1	8/8	11/11	7/9	4/9
Opponents	0/0	5/5	7/8	4/6	5/5

S. Graham: (52SH, 35G, 40G, 19G) (31G, 37G) (41G) (33G) (27G, 42G, 22G) (51G) (33G, 29G) (46B) (20G, 42G) (42G, 50WL, 27G, 47WL, 25G) (45G, 51WL, 32G) (50G) () (29G, 35G, 50WL, 27G, 46G, 33G) (51G, 33G) (51G, 37G, 37G, 52WR)

Opponents: (39G) () (32G, 23G, 53G) () (21G) () (51G, 54G) (37WR, 22G, 38G, 39G) (51G, 24G, 48LU) (43G, 40G, 33G) (46G, 47RU) (37G) () (26G) (56G, 41G, 39G) ()

FUMBLES/LOST: A. Foster, 3/2, T.Yates 2/1, B. Tate, 1/1, T. Holliday, 1/0, M. Schaub 4/0, K. Martin 1/0. TEXANS: 12/4, Opponents: 22/14.

OPP. FUMBLE RECOVERIES: T. Dobbins 4, J. Watt 2, B. James 2, C. Barwin 1, Q. Demps 1, D. Manning 1, W. Mercilus 1, D. Sharpton 1, A. Smith 1. Total: 14



2012 FINAL STATISTICS (12-4)

DEFENSIVE STATISTICS

TACKLES	Solo	Asst	Total	Sacks	Sack Yds	Tackles For Loss	QB Hits	INT- Yards	Pass Def.	Forced Fumbles	Fumble Recovery
J.J. Watt	85	22	107	20.5	138.5	39	42	0	16	4	2
Glover Quin	91	14	105	1.0	8.0	6	1	2 (22)	14	2	0
Bradie James	57	48	105	0.5	4.0	3	3	0	2	0	2
Daniel Manning	87	9	96	1.0	0.0	2	1	2 (59)	8	3	1
Johnathan Joseph	60	7	67	0.0	0.0	0	0	2 (88)	11	0	0
Kareem Jackson	57	9	66	0.0	0.0	1	0	4 (71)	16	0	0
Connor Barwin	39	26	65	3.0	15.0	12	16	0	4	0	1
Earl Mitchell	25	30	55	0.0	0.0	1	1	0	3	1	0
Antonio Smith	35	16	51	7.0	51.0	7	17	0	3	2	1
Tim Dobbins	30	19	49	0.0	0.0	2	2	1 (7)	4	0	4
Brian Cushing	27	16	43	0.0	0.0	0	1	1 (1)	2	1	0
Brooks Reed	23	19	42	2.5	11.5	4	6	0	3	1	0
Darryl Sharpton	18	21	39	0.0	0.0	2	2	1 (-2)	2	0	1
Jared Crick	17	15	32	0.0	0.0	0	2	0	2	0	0
Quintin Demps	26	4	30	0.0	0.0	2	0	0	5	0	1
Shaun Cody	13	14	27	0.0	0.0	0	0	0	2	0	0
Whitney Mercilus	14	10	24	6.0	17.0	6	5	0	1	2	1
Brice McCain	20	2	22	0.5	4.0	0	2	1 (86)	7	0	0
Barrett Ruud	8	7	15	1.0	8.0	1	1	0	2	0	0
Brandon Harris	10	2	12	0.0	0.0	0	0	0	3	0	0
Tim Jamison	2	9	11	1.0	12.0	1	1	0	1	0	0
Alan Ball	7	0	7	0.0	0.0	0	0	0	3	0	0
Bryan Braman	4	2	6	0.0	0.0	0	0	0	0	0	0
Troy Nolan	4	1	5	0.0	0.0	0	0	0	0	0	0
Roc Carmichael	5	0	5	0.0	0.0	0	0	0	1	0	0
Shiloh Keo	2	2	4	0.0	0.0	0	0	1 (1)	1	0	0
Jesse Nading	1	2	3	0.0	0.0	0	0	0	0	0	0
Terrell McClain	0	1	1	0.0	0.0	0	0	0	0	0	0
TEXANS	767	327	1,094	44.0	269.0	89	103	15 (333)	116	16	14
Opponents	730	212	942	28.0	216.0	84	71	13 (136)	67	8	4

MISCELLANEOUS TACKLES: Owen Daniels 4, Andre Johnson 3, Keshawn Martin 2, Antoine Caldwell 1, James Casey 1, Justin Forsett 1, Arian Foster 1, Garrett Graham 1, Derek Newton 1, Kevin Walter 1.

MISCELLANEOUS FUMBLE RECOVERIES: Matt Schaub 2, Arian Foster 1, Ryan Harris 1, Chris Myers 1, T.J. Yates 1.

SPECIAL TEAMS STATISTICS

	Solo	Asst	Total	PAT	Blocks Punt	FG	Forced Fumble	Fumble Recovery
Bryan Braman	14	2	16	0	2	0	0	0
Alan Ball	11	2	13	0	0	0	1	0
Jesse Nading	10	3	13	0	0	0	0	0
Shiloh Keo	7	4	11	0	0	0	0	0
Tim Dobbins	7	2	9	0	0	0	0	0
Quintin Demps	6	3	9	0	0	0	0	0
Whitney Mercilus	5	2	7	0	0	0	0	0
Mister Alexander	4	1	5	0	0	0	0	0
Brice McCain	5	0	5	0	0	0	0	0
DeVier Posey	2	3	5	0	0	0	0	0
Roc Carmichael	5	0	5	0	0	0	0	0
Justin Forsett	4	0	4	0	0	0	0	0
Barrett Ruud	4	0	4	0	0	0	0	0
Troy Nolan	1	2	3	0	0	0	0	0
Shayne Graham	3	0	3	0	0	0	0	0
James Casey	3	0	3	0	0	0	0	0
Jon Weeks	0	2	2	0	0	0	0	0
Brandon Harris	2	0	2	0	0	0	0	0
Donnie Jones	1	1	2	0	0	0	0	0
Garrett Graham	1	0	1	0	0	0	0	0
Darryl Sharpton	1	0	1	0	0	0	0	0
Eddie Pleasant	1	0	1	0	0	0	0	0
Tyler Clutts	0	1	1	0	0	0	0	0
Keshawn Martin	0	0	0	0	0	0	0	1
TEXANS	97	28	125	0	2	0	1	1
Opponents	67	16	83	0	0	1	1	1



2012 POSTSEASON STATISTICS

Date	W/L	Score	Opponent	Attendance	RUSHING	No.	Yds	Avg	Long	TD
1/5/13	W	19-13	Cincinnati (WC)	71,738	A.Foster	54	230	4.3	21	2
1/13/13	L	41-28	at New England (Div)	68,756	K.Martin	1	16	16.0	16	0
					M.Schaub	5	2	0.4	2	0
					B.Tate	2	1	0.5	1	0
TEAM STATISTICS					TEXANS	62	249	4.0	21	2
TOTAL FIRST DOWNS					Opponents	40	202	5.1	29	2
RUSHING					RECEIVING	No.	Yds	Avg	Long	TD
PASSING					O.Daniels	18	172	9.6	24	0
PENALTY					A.Foster	15	97	6.5	28	1
3RD DOWN: MADE/ATT					A.Johnson	12	157	13.1	22	0
3RD DOWN PCT.					K.Walter	6	41	6.8	12	0
4TH DOWN: MADE/ATT					G.Graham	5	42	8.4	20	0
4TH DOWN PCT.					J.Casey	4	49	12.3	20	0
POSSESSION AVG.					D.Posey	3	47	15.7	25t	1
TOTAL NET YARDS					L.Jean	0	0	0	0	0
AVG. PER GAME					TEXANS	63	605	9.6	28	2
TOTAL PLAYS					Opponents	39	471	12.1	47	3
AVG. PER PLAY					INTERCEPTIONS	No.	Yds	Avg	Long	TD
NET YARDS RUSHING					J.Joseph	1	14	14.0	14	0
AVG. PER GAME					TEXANS	1	14	14.0	14	0
TOTAL RUSHES					Opponents	2	27	13.5	21t	1
NET YARDS PASSING					PUNTING	No.	Yds	Avg	Long	TD
AVG. PER GAME					D.Jones	8	308	38.5	34.5	1
SACKED/YARDS LOST					TEXANS	8	308	38.5	34.5	1
GROSS YARDS					Opponents	10	497	49.7	46.6	0
ATTEMPTS/COMPLETIONS					PUNT RETURNS	Ret	FC	Yds	Avg	Long
COMPLETION PCT.					K.Martin	5	3	31	6.2	12
HAD INTERCEPTED					TEXANS	5	3	31	6.2	12
PUNTS/AVERAGE					Opponents	4	1	12	3.0	12
NET PUNTING AVG.					KICKOFF RETURNS	No	Yds	Avg	Long	TD
PENALTIES/YARDS					D.Manning	6	263	43.8	94	0
FUMBLES/BALL LOST					J.Casey	1	14	14.0	14	0
TOUCHDOWNS					TEXANS	7	277	39.6	94	0
RUSHING					Opponents	9	207	23.0	43	0
PASSING										
RETURNS										
SCORE BY PERIODS										
TEXANS					1	2	3	4	OT	Total
Opponents					6	16	7	18	0	47
					7	17	17	13	0	54
SCORING										
S.Graham	0	0	0	0	PAT	FG	2PT	TP	Field Goals	1-19
A.Foster	3	2	1	0		6/6	0	21	S.Graham	20-29
D.Posey	1	0	1	0		0/0	0	18	J.Casey	30-39
A.Johnson	0	0	0	0		0/0	0	6		40-49
TEXANS	4	2	2	0		6/6	1	47	TEXANS	0/0
Opponents	6	2	3	1		6/6	4/4	0	Opponents	0/0

2-Pt. Conversions: TEXANS 0/0, Opponents: 0/0

SACKS: J. Watt 3.5, B. Reed 3.5, E. Mitchell 1.0, A. Smith 1.0. TEXANS: 9.0, Opponents: 2.0.

FUMBLES/LOST: J. Jones 2/1, A. Foster 1/0. TEXANS: 3/1, Opponents: 4/0.

FUMBLE RECOVERIES: None. Total: 0

PASSING	Att	Comp	Yds	Cmp%	Yds/Att	TD	TD%	Int	Int%	Long	Sack/Lost	Rating
M.Schaub	89	63	605	70.8%	6.8	2	2.2%	2	2.2%	28	1/9	87.5
TEXANS	89	63	605	70.8%	6.8	2	2.2%	2	2.2%	28	1/9	87.5
Opponents	70	39	471	55.7%	6.7	3	4.3%	1	1.4%	47	3/18	84.9



2012 POSTSEASON STATISTICS

DEFENSIVE STATISTICS

TACKLES	Solo	Asst	Total	Sacks	Sack Yds	Tackles For Loss	QB Hits	INT-Yards	Pass Def.	Forced Fumbles	Fumble Recovery
Bradie James	6	9	15	0.0	0.0	2	0	0	0	0	0
Glover Quin	6	8	14	0.0	0.0	1	2	0	3	0	0
Johnathan Joseph	8	2	10	0.0	0.0	0	0	1 (14)	2	0	0
J.J. Watt	6	3	9	1.5	13.5	3	3	0	2	0	0
Shiloh Keo	3	5	8	0.0	0.0	0	0	0	0	0	0
Danieal Manning	4	3	7	0.0	0.0	0	0	0	0	0	0
Brooks Reed	4	2	6	1.5	4.5	0	2	0	0	0	0
Kareem Jackson	4	2	6	0.0	0.0	0	0	0	2	0	0
Barrett Ruud	3	3	6	0.0	0.0	0	0	0	0	0	0
Earl Mitchell	2	3	5	0.0	0.0	1	0	0	0	0	0
Antonio Smith	3	0	3	0.0	0.0	0	3	0	0	0	0
Brandon Harris	3	0	3	0.0	0.0	0	0	0	1	0	0
Connor Barwin	2	0	2	0.0	0.0	1	0	0	1	0	0
Alan Ball	1	0	1	0.0	0.0	0	0	0	0	0	0
Jared Crick	0	1	1	0.0	0.0	0	0	0	0	0	0
Whitney Mercilus	0	1	1	0.0	0.0	0	0	0	0	0	0
TEXANS	55	42	97	3.0	18.0	8	10	1 (14)	11	0	0
Opponents	102	37	139	1.0	9.0	6	5	2 (27)	6	1	0

MISCELLANEOUS TACKLES: Chris Myers 1.

SPECIAL TEAMS STATISTICS

	Solo	Asst	Total	PAT	Blocks Punt	FG	Forced Fumble	Fumble Recovery
Alan Ball	4	0	4	0	0	0	0	0
DeVier Posey	2	0	2	0	0	0	0	0
Quintin Demps	1	1	2	0	0	0	0	0
Shayne Graham	2	0	2	0	0	0	0	0
Whitney Mercilus	1	0	1	0	0	0	0	0
Eddie Pleasant	0	1	1	0	0	0	0	0
Bryan Braman	1	0	1	0	0	0	0	0
Brandon Harris	1	0	1	0	0	0	0	0
TEXANS	12	2	14	0	0	0	0	0
Opponents	8	6	14	0	0	0	0	1



2012 GAME-BY-GAME PARTICIPATION

NAME	9/9 vs. MIA	9/16 at JAX	9/23 at DEN	9/30 vs. TEN	10/8 at NYJ	10/14 vs. GB	10/21 vs. BAL	11/4 vs. BUF	11/11 at CHI	11/18 vs. JAX	11/22 at DET	12/2 at TEN	12/10 at NE	12/16 vs. IND	12/23 vs. MIN	12/30 at IND	Regular Season GP-GS-DNP-IA	15/12 WC vs. CIN	11/13/12 DIV at NE	Postseason GP-GS-DNP-IA
Alexander, Mister	SUB	SUB	SUB	IA	SUB	SUB	SUB	NWT	NWT	NWT	NWT	NWT	NWT	NWT	NWT	NWT	6-0-0-1	SUB	SUB	2-0-0-0
Ball, Alan	SUB	SUB	SUB	SUB	SUB	SUB	SUB	SUB	SUB	SUB	SUB	SUB	SUB	SUB	SUB	SUB	11-1-0-5	SUB	SUB	2-0-0-0
Barwin, Connor	WLB	WLB	WLB	WLB	WLB	WLB	WLB	WLB	WLB	WLB	WLB	WLB	WLB	WLB	WLB	WLB	16-16-0-0	WLB	WLB	2-2-0-0
Beck, John	IA	IA	IA	IA	NWT	NWT	NWT	NWT	NWT	NWT	NWT	NWT	NWT	NWT	NWT	NWT	0-0-0-4	NWT	NWT	0-0-0-0
Braman, Bryan	IA	IA	SUB	SUB	SUB	SUB	SUB	SUB	SUB	SUB	SUB	SUB	SUB	SUB	SUB	SUB	14-0-0-2	SUB	SUB	2-0-0-0
Brock, Logan	NWT	NWT	NWT	NWT	NWT	NWT	PS	PS	PS	PS	PS	PS	PS	PS	PS	PS	0-0-0-0	PS	PS	0-0-0-0
Brooks, Brandon	IA	IA	IA	IA	IA	IA	IA	IA	IA	IA	IA	SUB	SUB	SUB	SUB	SUB	6-0-0-10	SUB	SUB	2-0-0-0
Brown, Duane	LT	LT	LT	LT	LT	LT	LT	LT	LT	LT	LT	LT	LT	LT	LT	LT	16-16-0-0	LT	LT	2-2-0-0
Brown, Keith	NWT	NWT	NWT	NWT	NWT	NWT	NWT	PS	PS	PS	PS	PS	PS	PS	PS	PS	0-0-0-0	PS	PS	0-0-0-0
Bullock, Randy	IR	IR	IR	IR	IR	IR	IR	IR	IR	IR	IR	IR	IR	IR	IR	IR	0-0-0-0	IR	IR	0-0-0-0
Butler, Rashad	IR	IR	IR	IR	IR	IR	IR	IR	IR	IR	IR	IR	IR	IR	IR	IR	0-0-0-0	IR	IR	0-0-0-0
Byrne, Jake	NWT	NWT	NWT	NWT	NWT	NWT	NWT	NWT	NWT	NWT	NWT	NWT	NWT	NWT	NWT	NWT	0-0-0-0	NWT	NWT	0-0-0-0
Caldwell, Antonio	RG	RG	RG	RG	RG	RG	IA	SUB	SUB	SUB	SUB	IA	IA	IA	IA	IA	11-6-0-5	IA	IA	0-0-0-2
Carmichael, Rone	IA	IA	IA	IA	IA	IA	IA	IA	IA	IA	IA	SUB	SUB	SUB	SUB	SUB	6-0-0-10	IA	IA	0-0-0-2
Cass, James	FB	FB	FB	FB	FB	FB	FB	FB	FB	FB	FB	FB	FB	FB	FB	FB	16-9-0-0	SUB	SUB	2-0-0-0
Catts, Tyler	SUB	SUB	SUB	SUB	SUB	SUB	SUB	SUB	SUB	SUB	SUB	SUB	SUB	SUB	SUB	SUB	16-0-0-0	IA	SUB	1-0-0-1
Cody, Shaun	NT	NT	NT	NT	NT	PS	NT	NT	IA	IA	IA	NT	NT	NT	NT	NT	13-12-0-3	NT	SUB	2-1-0-0
Collins, Cameron	NWT	NWT	NWT	NWT	NWT	PS	PS	NWT	NWT	NWT	NWT	PS	PS	PS	PS	PS	0-0-0-0	SUB	IA	1-0-0-1
Crick, Jared	SUB	SUB	SUB	SUB	DNP	SUB	SUB	SUB	SUB	SUB	SUB	SUB	SUB	SUB	SUB	SUB	15-0-1-0	SUB	SUB	2-0-0-0
Cushing, Brian	ILB	ILB	ILB	ILB	ILB	IR	IR	IR	IR	IR	IR	IR	IR	IR	IR	IR	5-5-0-0	IR	IR	0-0-0-0
Daniels, Owen	TE	TE	TE	TE	TE	TE	TE	TE	TE	TE	TE	TE	TE	TE	TE	TE	15-14-0-1	TE	TE	2-2-0-0
Demps, Quintin	SUB	SUB	SUB	SUB	IA	IA	IA	SUB	SUB	SUB	SUB	SUB	SUB	SUB	SUB	SUB	12-0-0-4	SUB	SUB	2-0-0-0
Devens, Lamm	NWT	NWT	NWT	NWT	NWT	NWT	PS	NWT	NWT	NWT	NWT	NWT	NWT	NWT	NWT	NWT	0-0-0-0	NWT	NWT	0-0-0-0
Dobbins, Tim	SUB	ILB	IA	SUB	SUB	SUB	ILB	ILB	ILB	ILB	IA	SUB	SUB	ILB	SUB	SUB	14-6-0-2	IR	IR	0-0-0-0
Forrest, Justin	SUB	SUB	SUB	SUB	SUB	SUB	SUB	SUB	SUB	SUB	SUB	SUB	SUB	SUB	SUB	SUB	16-0-0-0	DNP	DNP	0-2-0-0
Foster, Arian	RB	RB	RB	RB	RB	RB	RB	RB	RB	RB	RB	RB	RB	RB	RB	RB	16-16-0-0	RB	RB	2-2-0-0
Fox, Keyaron	IR	IR	IR	IR	IR	IR	IR	IR	IR	IR	IR	IR	IR	IR	IR	IR	0-0-0-0	IR	IR	0-0-0-0
Gardner, Andrew	IA	IA	IA	IA	IA	IA	IA	IA	SUB	IA	IA	SUB	SUB	IA	IA	IA	3-0-0-13	IA	IA	0-0-0-2
Graham, Garrett	SUB	SUB	TE	SUB	TE	TE	TE	SUB	SUB	SUB	TE	SUB	IA	TE	TE	TE	19-9-0-1	TE	TE	2-2-0-0
Graham, Shayne	SUB	SUB	SUB	SUB	SUB	SUB	SUB	SUB	SUB	SUB	SUB	SUB	SUB	SUB	SUB	SUB	16-0-0-0	SUB	SUB	2-0-0-0
Grimes, Jonathan	PS	PS	PS	NWT	NWT	NWT	NWT	SUB	SUB	SUB	SUB	SUB	SUB	IA	NWT	NWT	*9-0-2	NWT	NWT	0-0-0-0
Harris, Brandon	IA	IA	IA	IA	IA	IA	SUB	IA	SUB	IA	SUB	SUB	SUB	SUB	SUB	SUB	8-0-0-8	SUB	CB	2-1-0-0
Harris, Ra'Shon	IR	IR	IR	IR	IR	IR	IR	IR	IR	IR	IR	IR	IR	IR	IR	IR	0-0-0-0	IR	IR	0-0-0-0
Harris, Ryan	SUB	SUB	SUB	SUB	SUB	SUB	SUB	SUB	SUB	SUB	SUB	RT	RT	SUB	SUB	SUB	16-2-0-0	SUB	SUB	2-0-0-0
Holliday, Trindon	SUB	SUB	SUB	SUB	SUB	NWT	NWT	NWT	NWT	NWT	NWT	NWT	NWT	NWT	NWT	NWT	5-0-0-0	NWT	NWT	0-0-0-0
Hunter, David	PS	PS	PS	PS	PS	PS	IA	IA	IR	IR	IR	IR	IR	IR	IR	IR	0-0-0-1	IR	IR	0-0-0-0
Jackson, Kareem	LCB	SUB	LCB	LCB	LCB	LCB	LCB	LCB	LCB	LCB	LCB	LCB	LCB	LCB	LCB	LCB	16-15-0-0	LCB	LCB	2-2-0-0
James, Bradie	ILB	ILB	ILB	ILB	ILB	ILB	ILB	ILB	ILB	ILB	ILB	ILB	ILB	ILB	ILB	ILB	15-15-0-1	ILB	ILB	2-2-0-0
Jamison, Tim	SUB	SUB	SUB	SUB	SUB	SUB	SUB	IR	IR	IR	IR	IR	IR	IR	IR	IR	6-0-0-0	IR	IR	0-0-0-0
Jean, Lestar	SUB	SUB	SUB	IA	IA	SUB	SUB	SUB	SUB	SUB	SUB	SUB	SUB	SUB	SUB	SUB	14-1-0-2	DNP	SUB	1-0-1-0
Johnson, Andre	WR	WR	WR	WR	WR	WR	WR	WR	WR	WR	WR	WR	WR	WR	WR	WR	16-16-0-0	WR	WR	2-2-0-0
Johnson, Delano	PS	PS	PS	PS	PS	PS	PS	PS	PS	PS	PS	PS	PS	PS	PS	PS	0-0-0-0	PS	PS	0-0-0-0
Jones, Ben	SUB	SUB	SUB	SUB	SUB	SUB	RG	RG	RG	RG	RG	RG	RG	RG	RG	RG	16-10-0-0	RG	RG	2-2-0-0
Jones, Donnie	SUB	SUB	SUB	SUB	SUB	SUB	SUB	SUB	SUB	SUB	SUB	SUB	SUB	SUB	SUB	SUB	16-0-0-0	SUB	SUB	2-0-0-0
Joseph, Johnathan	RCB	RCB	RCB	RCB	RCB	RCB	RCB	RCB	RCB	RCB	RCB	RCB	RCB	RCB	RCB	RCB	14-14-0-2	RCB	RCB	2-2-0-0
Keenum, Case	PS	PS	PS	PS	PS	PS	PS	PS	PS	PS	PS	PS	PS	PS	PS	PS	0-0-0-0	PS	PS	0-0-0-0
Ko, Shiloh	SUB	SUB	SUB	SUB	SUB	SUB	SUB	SUB	SUB	SUB	SUB	SUB	SUB	SUB	SUB	SUB	16-0-0-0	SUB	S	2-1-0-0
Maehl, Jeff	PS	PS	PS	PS	PS	PS	PS	PS	PS	PS	PS	PS	PS	PS	PS	PS	0-0-0-0	PS	PS	0-0-0-0
Manning, Daniel	SS	SS	SS	SS	SS	SS	SS	SS	SS	SS	SS	SS	SS	SS	SS	SS	16-16-0-0	SS	SS	2-2-0-0
Martin, Keshawn	SUB	SUB	SUB	SUB	SUB	SUB	SUB	WR	SUB	SUB	SUB	SUB	SUB	SUB	SUB	SUB	16-1-0-0	SUB	SUB	2-0-0-0
McClain, Brice	SUB	SUB	SUB	SUB	CB	SUB	SUB	SUB	SUB	SUB	SUB	RCB	RCB	RCB	RCB	RCB	12-2-0-0	RCB	RCB	0-0-0-0
McClain, Terrell	NWT	NWT	NWT	NWT	NWT	NWT	NWT	IA	DNP	SUB	SUB	SUB	IA	IA	IA	IA	*9-7-0-1	IA	IA	0-0-0-2
Meggett, Davin	NWT	NWT	NWT	PS	PS	PS	PS	PS	PS	PS	PS	NWT	NWT	NWT	NWT	NWT	0-0-0-0	NWT	NWT	0-0-0-0
Mercilus, Whitney	SUB	SUB	SUB	SUB	SUB	SUB	SUB	SUB	SUB	SUB	SUB	WLB	WLB	SUB	WLB	WLB	16-4-0-0	SUB	SUB	2-0-0-0
Mitchell, Earl	SUB	SUB	SUB	SUB	SUB	SUB	SUB	NT	NT	NT	NT	SUB	SUB	SUB	SUB	SUB	16-3-0-0	SUB	SUB	2-0-0-0
Mondek, Nick	NWT	NWT	NWT	NWT	NWT	NWT	NWT	PS	PS	PS	PS	PS	PS	PS	PS	PS	0-0-0-0	PS	PS	0-0-0-0
Moore, Kashif	NWT	NWT	NWT	NWT	NWT	NWT	NWT	NWT	NWT	NWT	NWT	NWT	NWT	NWT	NWT	NWT	0-0-0-0	NWT	PS	0-0-0-0
Myers, Chris	C	C	C	C	C	C	C	C	C	C	C	C	C	C	C	C	16-16-0-0	C	C	2-2-0-0
Nading, Jesse	SUB	SUB	SUB	SUB	SUB	SUB	SUB	SUB	SUB	SUB	SUB	SUB	SUB	SUB	SUB	SUB	16-0-0-0	SUB	SUB	2-0-0-0
Newton, Derek	RT	RT	RT	RT	RT	RT	RT	RT	RT	RT	RT	RT	RT	RT	RT	RT	14-14-0-2	RT	RT	2-2-0-0
Nolan, Troy	NWT	NWT	NWT	NWT	S	SUB	SUB	IA	NWT	NWT	NWT	NWT	NWT	NWT	NWT	NWT	*7-1-0-1	NWT	NWT	0-0-0-0
Pleasant, Eddie	PS	PS	PS	PS	PS	PS	PS	PS	PS	PS	PS	PS	PS	PS	PS	PS	2-0-0-0	SUB	SUB	2-0-0-0
Posey, DeVier	IA	IA	IA	SUB	SUB	SUB	SUB	DNP	SUB	SUB	IA	SUB	SUB	SUB	SUB	SUB	11-0-1-4	SUB	SUB	2-0-0-0
Quin, Glover	FS	FS	FS	FS	FS	FS	FS	FS	FS	FS	FS	FS	FS	FS	FS	FS	16-16-0-0	FS	FS	2-2-0-0
Reed, Stanford	SLB	SLB	SLB	SLB	SLB	SLB	SLB	SLB	SLB	SLB	SLB	IA	IA	IA	SLB	IA	12-12-0-4	SLB	SLB	2-2-0-0
Routt, Barok	NWT	NWT	NWT	NWT	NWT	NWT	NWT	NWT	NWT	NWT	NWT	NWT	SUB	SUB	IA	IA	*9-7-0-1	IA	IA	0-0-0-2
Roud, Barrett	NWT	NWT	NWT	NWT	NWT	IA	IA	SUB	SUB	SUB	SUB	SUB	SUB	SUB	SUB	SUB	*12-1-1-2	ILB	SUB	2-1-0-0
Schraub, Matt	QB	QB	QB	QB	QB	QB	QB	QB	QB	QB	QB	QB	QB	QB	QB	QB	16-16-0-0	QB	QB	2-2-0-0
Sharpton, Darryl	PUP	PUP	PUP	PUP	PUP	PUP	PUP	PUP	SUB	ILB	ILB	ILB	SUB	ILB	ILB	ILB	7-5-0-0	IR	IR	0-0-0-0
Skeleton, Steve	NWT	NWT	NWT	NWT	NWT	NWT	NWT	NWT	NWT	NWT	NWT	NWT	NWT	NWT	NWT	NWT	0-0-0-0	PS	PS	0-0-0-0
Smith, Antonio	RDE	RDE	RDE	RDE	RDE	RDE	RDE	RDE	RDE	RDE	RDE	RDE	RDE	RDE	RDE	RDE	16-16-0-0	RDE	RDE	2-2-0-0
Smith, Wade	LG	LG	LG	LG	LG	LG	LG	LG	LG	LG	LG	LG	LG	LG	LG	LG	16-16-0-0	LG	LG	2-2-0-0
Supernaw, Phillip	PS	PS	PS	PS	PS	PS	PS	PS	PS	PS	PS	PS	PS	PS	PS	PS	0-0-0-0	PS	PS	0-0-0-0
Tate, Ben	SUB	SUB	SUB	SUB	IA	SUB	SUB	IA	IA	IA	IA	SUB	SUB	SUB	SUB	SUB	11-0-0-5	SUB	SUB	1-0-1-0
Waller, Kevin	WR	WR	WR	WR	WR	WR	WR	WR	WR	WR	WR	WR	WR	WR	WR	WR	16-14-0-0	WR	WR	2-2-0-0
Watt, J.J.	LDE	LDE	LDE	LDE	LDE	LDE	LDE	LDE	LDE	LDE	LDE	LDE	LDE	LDE	LDE	LDE	16-16-0-0	LDE	LDE	2-2-0-0
Weeks, Jon	SUB	SUB	SUB	SUB	SUB	SUB	SUB	SUB	SUB	SUB	SUB	SUB	SUB	SUB	SUB	SUB	16-0-0-0	SUB	SUB	2-0-0-0
White, Cody	PS	PS	PS	PS	PS	PS	PS	PS	PS	PS	PS	PS	PS	PS	PS	PS	0-0-0-11	IA	IA	0-0-0-2
Yates, T.J.	DNP	DNP	DNP	DNP	DNP	DNP	DNP	DNP	DNP	DNP	DNP	DNP	DNP	DNP	DNP	DNP	4-0-12-0	DNP	DNP	0-2-0-0

PARTICIPATION CHART KEY: GP - Games Played; GS - Games Started; DNP - Did Not Play; IA - Inactive; IR - Injured/Reserve; IR-DRF - Injured/Reserve - Designated For Return; NWT - Not With Team; PS - Practice Squad; PUP - Physically unable to perform; PSI - Practice Squad Injured.
 * - Played in 3 games with Miami; ** - Played 3 games with New Orleans; *** - Played in one game with New England; ^ - Played in three games and was inactive for one game with the New York Jets; ^^ - Started seven games and was inactive for one game with the Kansas City Chiefs



2012 GAME-BY-GAME STARTERS

OFFENSE

	WR	LT	LG	C	RG	RT	TE	WR	RB	QB	FB
9-9 MIAMI	A. Johnson	D. Brown	W. Smith	C. Myers	A. Caldwell	D. Newton	O. Daniels	K. Walter	A. Foster	M. Schaub	J. Casey
9-16 at Jacksonville	A. Johnson	D. Brown	W. Smith	C. Myers	A. Caldwell	D. Newton	O. Daniels	K. Walter	A. Foster	M. Schaub	J. Casey
9-23 at Denver	A. Johnson	D. Brown	W. Smith	C. Myers	A. Caldwell	D. Newton	O. Daniels	G. Graham (TE)	A. Foster	M. Schaub	J. Casey
9-30 TENNESSEE	A. Johnson	D. Brown	W. Smith	C. Myers	A. Caldwell	D. Newton	O. Daniels	K. Walter	A. Foster	M. Schaub	J. Casey
10-8 at New York Jets	A. Johnson	D. Brown	W. Smith	C. Myers	A. Caldwell	D. Newton	O. Daniels	K. Walter	A. Foster	M. Schaub	G. Graham (TE)
10-14 GREEN BAY	A. Johnson	D. Brown	W. Smith	C. Myers	A. Caldwell	D. Newton	O. Daniels	G. Graham (TE)	A. Foster	M. Schaub	J. Casey
10-21 BALTIMORE	A. Johnson	D. Brown	W. Smith	C. Myers	B. Jones	D. Newton	O. Daniels	K. Walter	A. Foster	M. Schaub	G. Graham (TE)
11-4 BUFFALO	A. Johnson	D. Brown	W. Smith	C. Myers	B. Jones	D. Newton	O. Daniels	K. Walter	A. Foster	M. Schaub	J. Casey
11-11 at Chicago	A. Johnson	D. Brown	W. Smith	C. Myers	B. Jones	D. Newton	G. Graham	K. Walter	A. Foster	M. Schaub	J. Casey
11-18 JACKSONVILLE	A. Johnson	D. Brown	W. Smith	C. Myers	B. Jones	D. Newton	L. Jean (WR)	K. Walter	A. Foster	M. Schaub	K. Martin (WR)
11-22 at Detroit	A. Johnson	D. Brown	W. Smith	C. Myers	B. Jones	D. Newton	O. Daniels	K. Walter	A. Foster	M. Schaub	G. Graham (TE)
12-2 at Tennessee	A. Johnson	D. Brown	W. Smith	C. Myers	B. Jones	R. Harris	O. Daniels	K. Walter	A. Foster	M. Schaub	J. Casey
12-10 at New England	A. Johnson	D. Brown	W. Smith	C. Myers	B. Jones	R. Harris	O. Daniels	K. Walter	A. Foster	M. Schaub	J. Casey
12-16 INDIANAPOLIS	A. Johnson	D. Brown	W. Smith	C. Myers	B. Jones	D. Newton	O. Daniels	K. Walter	A. Foster	M. Schaub	G. Graham (TE)
12-23 MINNESOTA	A. Johnson	D. Brown	W. Smith	C. Myers	B. Jones	D. Newton	O. Daniels	K. Walter	A. Foster	M. Schaub	G. Graham (TE)
12-30 at Indianapolis	A. Johnson	D. Brown	W. Smith	C. Myers	B. Jones	D. Newton	O. Daniels	K. Walter	A. Foster	M. Schaub	G. Graham (TE)
POSTSEASON											
1-5 CINCINNATI (WC)	A. Johnson	D. Brown	W. Smith	C. Myers	B. Jones	D. Newton	O. Daniels	K. Walter	A. Foster	M. Schaub	G. Graham (TE)
1-13 at New England (Div)	A. Johnson	D. Brown	W. Smith	C. Myers	B. Jones	D. Newton	O. Daniels	K. Walter	A. Foster	M. Schaub	G. Graham (TE)
Bold denotes rookie											

DEFENSE

	LDE	NT	RDE	WLB	ILB	ILB	SLB	LCB	SS	FS	RCB
9-9 MIAMI	J. Watt	S. Cody	A. Smith	C. Barwin	B. Cushing	B. James	B. Reed	K. Jackson	D. Manning	G. Quin	J. Joseph
9-16 at Jacksonville	J. Watt	S. Cody	A. Smith	C. Barwin	B. Cushing	B. James	B. Reed	T. Dobbins (ILB)	D. Manning	G. Quin	J. Joseph
9-23 at Denver	J. Watt	S. Cody	A. Smith	C. Barwin	B. Cushing	B. James	B. Reed	K. Jackson	D. Manning	G. Quin	J. Joseph
9-30 TENNESSEE	J. Watt	S. Cody	A. Smith	C. Barwin	B. Cushing	B. James	B. Reed	K. Jackson	D. Manning	G. Quin	J. Joseph
10-8 at New York Jets	J. Watt	S. Cody	A. Smith	C. Barwin	B. Cushing	B. James	B. Reed	K. Jackson	D. Manning	G. Quin	J. Joseph
10-14 GREEN BAY	J. Watt	T. Nolan (S)	A. Smith	C. Barwin	B. McCain (CB)	B. James	B. Reed	K. Jackson	D. Manning	G. Quin	J. Joseph
10-21 BALTIMORE	J. Watt	S. Cody	A. Smith	C. Barwin	T. Dobbins	B. James	B. Reed	K. Jackson	D. Manning	G. Quin	J. Joseph
11-4 BUFFALO	J. Watt	S. Cody	A. Smith	C. Barwin	T. Dobbins	B. James	B. Reed	K. Jackson	D. Manning	G. Quin	J. Joseph
11-11 at Chicago	J. Watt	E. Mitchell	A. Smith	C. Barwin	T. Dobbins	B. James	B. Reed	K. Jackson	D. Manning	G. Quin	J. Joseph
11-18 JACKSONVILLE	J. Watt	E. Mitchell	A. Smith	C. Barwin	T. Dobbins	B. James	B. Reed	K. Jackson	D. Manning	G. Quin	J. Joseph
11-22 at Detroit	J. Watt	E. Mitchell	A. Smith	C. Barwin	D. Sharpton	B. James	B. Reed	K. Jackson	D. Manning	G. Quin	A. Ball
12-2 at Tennessee	J. Watt	S. Cody	A. Smith	W. Mercilus	D. Sharpton	B. Ruud	C. Barwin	K. Jackson	D. Manning	G. Quin	B. McCain
12-10 at New England	J. Watt	S. Cody	A. Smith	W. Mercilus	D. Sharpton	B. James	C. Barwin	K. Jackson	D. Manning	G. Quin	J. Joseph
12-16 INDIANAPOLIS	J. Watt	S. Cody	A. Smith	W. Mercilus	T. Dobbins	B. James	C. Barwin	K. Jackson	D. Manning	G. Quin	J. Joseph
12-23 MINNESOTA	J. Watt	S. Cody	A. Smith	C. Barwin	D. Sharpton	B. James	B. Reed	K. Jackson	D. Manning	G. Quin	J. Joseph
12-30 at Indianapolis	J. Watt	S. Cody	A. Smith	W. Mercilus	D. Sharpton	B. James	C. Barwin	K. Jackson	D. Manning	G. Quin	J. Joseph
POSTSEASON											
1-5 CINCINNATI (WC)	J. Watt	S. Cody	A. Smith	C. Barwin	B. Ruud	B. James	B. Reed	K. Jackson	D. Manning	G. Quin	J. Joseph
1-13 at New England (Div)	J. Watt	S. Keo (S)	A. Smith	C. Barwin	B. Harris (CB)	B. James	B. Reed	K. Jackson	D. Manning	G. Quin	J. Joseph
Bold denotes rookie											



2012 HIGHS AND LOWS

TEAM HIGHS AND LOWS

	Texans		Opponents	
	High	Low	High	Low
Points	43, last vs. JAX	6 vs. MIN	42, last at NE	6 at CHI
First Downs	39 vs. JAX	11 vs. MIN	29 at DET	8 at CHI
Total Offense	653 vs. JAX	187 vs. MIN	525 at DET	117 at JAX
Net Yards Rushing	216 at JAX	34 vs. MIN	174 vs. MIN	55 vs. BAL
Net Yards Passing	504 vs. JAX	88 at CHI	419 at DET	52 at JAX
Offensive Plays	92 vs. JAX	53 vs. MIN	87 at DET	38 at JAX
Rushing Attempts	48 at JAX	16 vs. MIN	42 vs. MIN	12 vs. BAL
Pass Attempts	55 vs. JAX	26 at CHI	61 at DET	21 at JAX
Pass Completions	43 vs. JAX	14, last at CHI	31 at DET	9 at JAX
Passes Had Intercepted	2, last at IND	0, last vs. MIN	3, last at TEN	0, last at IND
Sacks Allowed	4, last at IND	0, last at TEN	6 at TEN	0 at CHI
Fumbles	3 vs. MIN	0, last at IND	3, last at TEN	0, last at IND
Fumbles Lost	2 vs. MIN	0, last at IND	3 at TEN	0, last at IND
Total Turnovers	3, last vs. JAX	0, last vs. IND	6 at TEN	0 at IND
Penalties	11 at TEN	1 vs. TEN	8, last vs. IND	3 at IND
Yards Penalized	97 at TEN	3 vs. TEN	79 vs. IND	15 vs. BUF
Time of Possession	43:17 at JAX	25:14 vs. MIN	37:01 at DET	16:43 at JAX
Defensive Interceptions	3, last at TEN	0, last at IND	3 vs. GB	0, last vs. MIN
Total Takeaways	6 at TEN	0, last at IND	3, last vs. JAX	0, last vs. IND
Drive (Plays)	98 (14) at DEN	-22 (3), vs. JAX	90 (8) at DET	-7 (3) last at TEN
Third-Down Conversions	8, last vs. BAL	1 vs. MIN	9, last at IND	0 at JAX

SEASON INDIVIDUAL HIGHS

	Texans	Opponents
Yards Rushing	165, A. Foster vs. IND	141, C. Johnson vs. TEN
Rushing Attempts	29, twice, last A. Foster at CHI	27, V. Ballard at IND
Rushing TDs	2, five times, last A. Foster at DET	1, 5 times, last V. Ballard at IND
Receptions	14, A. Johnson vs. JAX	9, J. Nelson vs. GB
Yards Receiving	273, A. Johnson vs. JAX	236, J. Blackmon vs. JAX
Receiving TDs	2, G. Graham vs. JAX	3, J. Nelson vs. GB
Combined Yards	273, A. Johnson vs. JAX	236, J. Blackmon vs. JAX
All-Purpose Yards	273, A. Johnson vs. JAX	236, J. Blackmon vs. JAX
Yards Passing	527, M. Schaub vs. JAX	441, M. Stafford at DET
Pass Attempts	55, M. Schaub vs. JAX	61, M. Stafford at DET
Pass Completions	43, M. Schaub vs. JAX	31, M. Stafford at DET
TD Passes	5, M. Schaub vs. JAX	6, A. Rodgers vs. GB
Interceptions Thrown	2, four times, last M. Schaub at IND	3, R. Tannehill vs. MIA; J. Locker at TEN
Longest Run	81, J. Forsett at DET	29, C. Ponder vs. MIN
Longest Pass Completion	60, M. Schaub at DEN	81, C. Henne vs. JAX
Longest Kickoff Return	54, K. Martin vs. JAX	101t, D. Karim at IND
Longest Punt Return	71, K. Martin vs. JAX	72t, M. Thigpen vs. MIA
Longest INT Return	86, B. McCain at NYJ	26, V. Davis at IND
Longest Punt	66, D. Jones at DEN	70, B. Kern at TEN
Longest Field Goal	51, S. Graham vs. GB/MIN, at IND	56, B. Walsh vs. MIN
Touchdowns Scored	2, six times, last A. Foster at DET	3, J. Nelson vs. GB
Points Scored	17, S. Graham vs. IND	18, J. Nelson vs. GB



2012 TRANSACTIONS

KEY: CFA - College Free Agent; ERFA - Exclusive Rights Free Agent; FA - Free Agent; IR - Reserve/Injured List; PUP - Physically Unable to Perform List UFA - Unrestricted Free Agent;

MARCH

- 5 EXTENDED the contract of LS Jon Weeks
- 6 EXTENDED the contract of RB Arian Foster
- 12 RELEASED QB Matt Leinart. FB Lawrence Vickers, T Eric Winston
- 17 SIGNED UFA C Chris Myers (Houston)
- 20 TRADED LB DeMeco Ryans to Philadelphia for draft picks
- 30 SIGNED UFA P Donnie Jones (St. Louis)

APRIL

- 5 SIGNED FA S Quintin Demps (Houston)
- 13 SIGNED UFA LB Tim Dobbins (Houston), UFA LB Bradie James (Dallas)

MAY

- 2 RELEASED WR Jacoby Jones
- 8 SIGNED FA K Shayne Graham (Baltimore)
- 11 SIGNED FA John Beck (Washington)
- 14 SIGNED fifth-round pick K Randy Bullock, fourth-round pick DE Jared Crick, fourth-round pick C Ben Jones, fourth-round pick WR Keshawn Martin, sixth-round pick T Nick Mondek
SIGNED CFA TE Logan Brock, CFA OLB D.J. Bryant, CFA NT Hebron Fangupo, CFA FB Jason Ford, CFA RB Jonathan Grimes, CFA NT David Hunter, CFA WR Jerrell Jackson, CFA OLB Delano Johnson, CFA WR Dwight Jones, CFA QB Case Keenum, CFA ILB Shawn Loiseau, CFA WR Mario Louis, CFA CB Desmond Marrow, CFA RB Davin Meggett, CFA T Nathan Menkin, CFA DE Rennie Moore, CFA SS Eddie Pleasant, CFA DE Tracy Robertson, CFA TE Phillip Supernaw, CFA G Cody White, CFA ILB Greg Williams

JUNE

- 4 SIGNED UFA CB Alan Ball (Dallas), UFA RB Justin Forsett (Seattle)
RELEASED RB Javaris Williams
- 14 SIGNED CFA DE Keith Browner
SIGNED first-round draft pick OLB Whitney Mercilus
SIGNED FA FB Moran Norris (San Francisco)
- 23 SIGNED third-round draft pick WR DeVier Posey
PLACED rookie free agent WR Dwight Jones on the Reserve/Did Not Report List

JULY

- 24 SIGNED third-round pick G Brandon Brooks
- 26 RELEASED FB Jason Ford, CB Desmond Marrow
- 27 SIGNED FA ILB Keyaron Fox, FA WR Bryant Johnson
DECLARED P Brett Hartmann Active/Non-Football Illness, C Thomas Austin Active/Non-Football Injury, ILB Darryl Sharpton Active/PUP
- 28 SIGNED FA G Kasey Studdard
- 29 RELEASED DE Tracy Robertson
- 30 SIGNED FA DE Mitch King

AUGUST

- 4 SIGNED FA DE Jimmy Sadler-McQueen
- 9 PLACED ILB Keyaron Fox on IR
SIGNED FA ILB Omar Gaither
- 27 RELEASED C Thomas Austin, ILB Omar Gaither, P Brett Hartmann, WR Bryant Johnson, WR Mario Louis, RB Davin Meggett, T Nick Mondek, DE Jimmy Saddler McQueen, FB Derrell Smith, G Kasey Studdard, CB Torri Williams
PLACED K Randy Bullock on IR, ILB Darryl Sharpton on PUP, NT Ra'Shon Harris on the Waived/Injured List, ILB Greg Williams on the Waived/Injured List
- 31 TRADED CB Sherrick McManis to Chicago for FB Tyler Clutts
PLACED T Rashad Butler on IR, WR Jerrell Jackson on the

Waived/Injured List

RELEASED TE Logan Brock, DE Keith Browner, OLB D.J. Bryant, NT Hebron Fangupo, RB Jonathan Grimes, NT David Hunter, WR Juaquin Iglesias, OLB Delano Johnson, QB Case Keenum, DE Mitch King, OLB Shawn Loiseau, WR Jeff Maehl, T Nathan Menkin, OLB Rennie Moore, S Troy Nolan, S Eddie Pleasant, TE Phillip Supernaw, C Cody Wallace, G Cody White

SEPTEMBER

- 1 RELEASED G Shelley Smith
- 2 SIGNED FA T Ryan Harris.
SIGNED to the Practice Squad: RB Jonathan Grimes, NT David Hunter, OLB Delano Johnson, QB Case Keenum, WR Jeff Maehl, S Eddie Pleasant, TE Phillip Supernaw
- 3 SIGNED G Cody White to the Practice Squad
- 26 SIGNED RB Davin Meggett to the Practice Squad

OCTOBER

- 3 RELEASED QB John Beck
SIGNED FA SS Troy Nolan
- 10 PLACED ILB Brian Cushing on Reserve/Injured List
RELEASED WR Trindon Holliday
SIGNED FA ILB Barrett Ruud
SIGNED CFA G Cody White from the Practice Squad
- 11 SIGNED CFA ILB Cameron Collins to the Practice Squad
- 16 PLACED DE Tim Jamison on IR
SIGNED CFA DE David Hunter to the Active Roster
- 17 SIGNED FA DT Lamar Divens to the Practice Squad
- 18 PLACED TE Phillip Supernaw on Practice Squad/Injured
SIGNED CFA TE Logan Brock to the Practice Squad
- 24 PLACED DE David Hunter on IR
- 29 SIGNED FA NT Terrell McClain
SIGNED to the Practice Squad: T Nick Mondek, DE Keith Browner
- 31 RELEASED ILB Mister Alexander
CLAIMED RB Jonathan Grimes off Waivers (N.Y. Jets)

NOVEMBER

- 6 ANNOUNCED ILB Darryl Sharpton (PUP) returned to practice
- 17 RELEASED SS Troy Nolan
ACTIVATED ILB Darryl Sharpton from the PUP List
- 27 RELEASED RB Davin Meggett from the Practice Squad
SIGNED LB Cameron Collins to the Practice Squad

DECEMBER

- 5 PLACED CB Brice McCain on the IR; Designated for Return
SIGNED FA CB Stanford Routt
- 20 RELEASED RB Jonathan Grimes
- 21 SIGNED SS Eddie Pleasant to the Active Roster from the Practice Squad
- 27 SIGNED TE Steve Skelton to the Practice Squad

JANUARY

- 1 PLACED ILB Darryl Sharpton on IR
SIGNED ILB Mister Alexander to the Active Roster
- 4 PLACED ILB Tim Dobbins on the IR
SIGNED ILB Cameron Collins to the Active Roster from the Practice Squad
- 8 PLACED TE Logan Brock on the Practice Squad Injured List/Non-Football Injury
SIGNED to the Practice Squad: TE Jake Byrne, WR Kashif Moore
- 14 SIGNED DE Keith Browner, TE Jake Byrne, QB Case Keenum, WR Jeff Maehl, T Nick Mondek to Reserve/Future contracts
- 16 SIGNED LB Delano Johnson, LB Mike Mohamed to Reserve/Future contracts
- 24 SIGNED QB Stephen McGee to a Reserve/Future contract

MARCH

- 8 SIGNED TE Phillip Supernaw



2012 FINAL NFL STANDINGS

AMERICAN FOOTBALL CONFERENCE

East Division

Team	W	L	T	Pct	PF	PA	Home	Away	Conf	Div	Streak
y-New England Patriots	12	4	0	.750	557	331	6-2-0	6-2-0	11-1-0	6-0-0	Won 2
Miami Dolphins	7	9	0	.438	288	317	5-3-0	2-6-0	5-7-0	2-4-0	Lost 1
New York Jets	6	10	0	.375	281	375	3-5-0	3-5-0	4-8-0	2-4-0	Lost 3
Buffalo Bills	6	10	0	.375	344	435	4-4-0	2-6-0	5-7-0	2-4-0	Won 1

North Division

Team	W	L	T	Pct	PF	PA	Home	Away	Conf	Div	Streak
y-Baltimore Ravens	10	6	0	.625	398	344	6-2-0	4-4-0	8-4-0	4-2-0	Lost 1
x-Cincinnati Bengals	10	6	0	.625	391	320	4-4-0	6-2-0	7-5-0	3-3-0	Won 3
Pittsburgh Steelers	8	8	0	.500	336	314	5-3-0	3-5-0	5-7-0	3-3-0	Won 1
Cleveland Browns	5	11	0	.313	302	368	4-4-0	1-7-0	5-7-0	2-4-0	Lost 3

South Division

Team	W	L	T	Pct	PF	PA	Home	Away	Conf	Div	Streak
y-HOUSTON TEXANS	12	4	0	.750	416	331	6-2-0	6-2-0	10-2-0	5-1-0	Lost 2
x-Indianapolis Colts	11	5	0	.688	357	387	7-1-0	4-4-0	8-4-0	4-2-0	Won 2
Tennessee Titans	6	10	0	.375	330	471	4-4-0	2-6-0	5-7-0	1-5-0	Won 1
Jacksonville Jaguars	2	14	0	.125	255	444	1-7-0	1-7-0	2-10-0	2-4-0	Lost 5

West Division

Team	W	L	T	Pct	PF	PA	Home	Away	Conf	Div	Streak
z-Denver Broncos	13	3	0	.813	481	289	7-1-0	6-2-0	10-2-0	6-0-0	Won 11
San Diego Chargers	7	9	0	.438	350	350	3-5-0	4-4-0	7-5-0	4-2-0	Won 2
Oakland Raiders	4	12	0	.250	290	443	3-5-0	1-7-0	4-8-0	2-4-0	Lost 2
Kansas City Chiefs	2	14	0	.125	211	425	1-7-0	1-7-0	0-12-0	0-6-0	Lost 4

NATIONAL FOOTBALL CONFERENCE

East Division

Team	W	L	T	Pct	PF	PA	Home	Away	Conf	Div	Streak
y-Washington Redskins	10	6	0	.625	436	388	5-3-0	5-3-0	8-4-0	5-1-0	Won 7
New York Giants	9	7	0	.563	429	344	6-2-0	3-5-0	8-4-0	3-3-0	Won 1
Dallas Cowboys	8	8	0	.500	376	400	4-4-0	4-4-0	5-7-0	3-3-0	Lost 2
Philadelphia Eagles	4	12	0	.250	280	444	2-6-0	2-6-0	2-10-0	1-5-0	Lost 3

North Division

Team	W	L	T	Pct	PF	PA	Home	Away	Conf	Div	Streak
y-Green Bay Packers	11	5	0	.688	433	336	7-1-0	4-4-0	8-4-0	5-1-0	Lost 1
x-Minnesota Vikings	10	6	0	.625	379	348	7-1-0	3-5-0	7-5-0	4-2-0	Won 4
Chicago Bears	10	6	0	.625	375	277	5-3-0	5-3-0	7-5-0	3-3-0	Won 2
Detroit Lions	4	12	0	.250	372	437	2-6-0	2-6-0	3-9-0	0-6-0	Lost 8

South Division

Team	W	L	T	Pct	PF	PA	Home	Away	Conf	Div	Streak
z-Atlanta Falcons	13	3	0	.813	419	299	7-1-0	6-2-0	9-3-0	3-3-0	Lost 1
New Orleans Saints	7	9	0	.438	461	454	4-4-0	3-5-0	5-7-0	3-3-0	Lost 1
Tampa Bay Buccaneers	7	9	0	.438	389	394	3-5-0	4-4-0	4-8-0	3-3-0	Won 1
Carolina Panthers	7	9	0	.438	357	363	3-5-0	4-4-0	5-7-0	3-3-0	Won 4

West Division

Team	W	L	T	Pct	PF	PA	Home	Away	Conf	Div	Streak
y-San Francisco 49ers	11	4	1	.719	397	273	6-1-1	5-3-0	7-4-1	3-2-1	Won 1
x-Seattle Seahawks	11	5	0	.688	412	245	8-0-0	3-5-0	8-4-0	3-3-0	Won 5
St. Louis Rams	7	8	1	.469	299	348	4-4-0	3-4-1	6-5-1	4-1-1	Lost 1
Arizona Cardinals	5	11	0	.313	250	357	4-4-0	1-7-0	3-9-0	1-5-0	Lost 2

x - Clinched Playoff Spot; y - Clinched Division; z - Clinched Home Field

POSTSEASON RESULTS

AFC Wild Card

Houston 19, Cincinnati 13
Baltimore 24, Indianapolis 9

NFC Wild Card

Green Bay 24, Minnesota 10
Seattle 24, Washington 14

AFC DIVISIONAL

New England 41, Houston 28
Baltimore 38, Denver 35 (OT)

NFC DIVISIONAL

San Francisco 45, Green Bay 31
Atlanta 30, Seattle 28

AFC CHAMPIONSHIP

Baltimore 28, New England 13

NFC CHAMPIONSHIP

San Francisco 28, Atlanta 24

SUPER BOWL XLVII

Baltimore 34, San Francisco 31

LEAGUE LEADERS

Scoring, Kickers

AFC S. Gostowski, New England 153
NFC L. Tynes, New York Giants 166

Scoring, Nonkickers

AFC A. Foster, Houston 102
NFC J. Jones, Green Bay 84

Rushing Yards

AFC J. Charles, Kansas City 1,509
NFC A. Peterson, Minnesota 2,097

Passer Rating

AFC P. Manning, Denver 105.8
NFC A. Rodgers, Green Bay 108.0

Receiving Yards

AFC A. Johnson, Houston 1,598
NFC C. Johnson, Detroit 1,964

Interceptions

AFC J. Byrd, Buffalo 5
D. McCourty, New England 5
NFC T. Jennings, Chicago 9

Sacks

AFC J. Watt, Houston 20.5
NFC A. Smith, San Francisco 19.5



GAME 1: Houston 30, Miami 10

71,566 • Reliant Stadium • Houston, Texas • Sept. 9, 2012

GAME SUMMARY

With their defense going on a turnover spree, the Texans scored three touchdowns in the final two minutes of the second quarter to take a 24-3 halftime lead. The game was never in doubt after that as they won 30-10 in front of 71,566 Liberty White-clad fans at Reliant Stadium.

Texans DE **J.J. Watt** had three pass deflections, two of which led to interceptions, and 1.5 sacks. WR **Andre Johnson** led the way on offense with eight catches for 119 yards and a touchdown.

QB **Matt Schaub** was 21-of-30 for 266 yards and a touchdown with a passer rating of 102.4. RB **Arian Foster** scored two rushing touchdowns.

The Texans trailed 3-0 after the first quarter before their defense forced a turnover on four consecutive possessions in the second. Pro Bowl CB **Johnathan Joseph** got things started by picking off Dolphins rookie QB **Ryan Tannehill** near midfield, then returning the ball 36 yards to set up a short field goal by **Shayne Graham**.

On the Dolphins' next series, ILB **Brian Cushing** picked off Tannehill after a deflection by Watt. The Texans turned that into a 14-yard touchdown run by Foster, which put them up 10-3 with 1:53 remaining in the second quarter.

Watt tipped another pass on Miami's very next play, this time leading to an interception by CB **Kareem Jackson** deep in Dolphins territory. Foster scored two plays later on a 2-yard run.

One play later, the Dolphins lost a fumble at their own 31-yard line. Texans FS **Glover Quin** jarred the ball loose from RB **Daniel Thomas**, and SS **Danial Manning** recovered. Schaub connected with Johnson for a 14-yard touchdown pass three plays later to make the score 24-3 with seven seconds remaining in the first half.

The Dolphins' only touchdown came on a 72-yard punt return by RB **Marcus Thigpen** two minutes into the third quarter. Graham made two field goals in the second half to provide the final margin.

Texans DE **Tim Jamison** batted down a pass at the line of scrimmage on fourth-and-goal from the 5-yard line with 4:05 remaining. He also ended the Dolphins next -- and final -- possession by sacking Tannehill on fourth down at the Miami 39-yard line.

Texans TE **Owen Daniels** had four catches for 87 yards. He was one of seven different receivers to catch a pass from Schaub. Cushing led the Texans' defense with seven tackles. Graham was 3-of-4 on field goals, with his lone miss coming on a 52-yard attempt in the first quarter.

SCORING

SCORE BY PERIODS

	1	2	3	4	OT	Total
Miami Dolphins	3	0	7	0	-	10
Houston Texans	0	24	3	3	-	30

SCORING DRIVES

Team	Qtr	Time	Play Description (Extra Point) (Drive info)	MIA	HOU
Dolphins 1	3:13	D.Carpenter 39 yd. Field Goal (8-37, 3:58)		3	0
Texans 2	6:12	S.Graham 35 yd. Field Goal (4--10, 1:11)		3	3
Texans 2	1:53	A.Foster 14 yd. run (S.Graham kick) (7-54, 2:07)		3	10
Texans 2	0:43	A.Foster 2 yd. run (S.Graham kick) (2-27, 0:53)		3	17
Texans 2	0:07	A.Johnson 14 yd. pass from M.Schaub (S.Graham kick) (3-31, 0:21)	3	3	24
Dolphins 3	13:12	M.Thigpen 72 yd. punt return (D.Carpenter kick)		10	24
Texans 3	6:30	S.Graham 40 yd. Field Goal (11-64, 6:42)		10	27
Texans 4	12:22	S.Graham 19 yd. Field Goal (12-72, 6:59)		10	30

TEAM STATISTICS

	DOLPHINS	TEXANS
TOTAL FIRST DOWNS	15	19
THIRD DOWN EFFICIENCY	2-10-20%	7-17-41%
FOURTH DOWN EFFICIENCY	0-3-0%	0-0-0%
TOTAL NET YARDS	275	337
NET YARDS RUSHING	79	83
NET YARDS PASSING	196	254
PASS ATTEMPTS-COMPLETIONS-HAD INTERCEPTED	36-20-3	31-20-0
KICKOFFS Number-In End Zone-Touchbacks	3-3-0	7-6-1
PUNTS Number and Average	3-44.3	5-43.6
Net Punting Average	39.7	28.4
FGs - PATs Had Blocked	0-0	0-0
TOTAL RETURN YARDAGE (Not Including Kickoffs)	76	54
PENALTIES Number and Yards	7-78	4-35
FUMBLES Number and Lost	3-1	0-0
TOUCHDOWNS	1	3
EXTRA POINTS Made-Attempts Kicking Made-Attempts	1-1	3-3
FIELD GOALS Made-Attempts	1-1	3-4
RED ZONE EFFICIENCY	0-3-0%	3-6-50%
GOAL TO GO EFFICIENCY	0-1-0%	1-3-33%
SAFETIES	0	0
TIME OF POSSESSION	25:16	34:44

INDIVIDUAL STATISTICS

RUSHING (Att-Yds): Miami, R. Bush 14-69, D. Thomas 3-11, R. Tannehill 2-(-1). Houston, A. Foster 26-79, B. Tate 5-6, M. Schaub 4-(-2).

PASSING (C-A-Yds): Miami, R. Tannehill 20-36-219-3. Houston, M. Schaub 20-31-266-0.

RECEIVING (Rec-Yds): Miami, R. Bush 6-46, D. Bess 5-45, B. Hartline 3-50, A. Fasano 3-19, D. Thomas 1-32, J. Lane 1-24, A. Armstrong 1-3. Houston, A. Johnson 8-119, O. Daniels 4-87, B. Tate 3-22, K. Walter 2-16, J. Casey 1-17, L. Jean 1-9, A. Foster 1-(-4).

SACKS (Sk-Yds): Miami, R. Starks 2.0-12. Houston, J. Watt 1.5-7, T. Jamison 1.0-12, A. Smith 0.5-4.

INTERCEPTIONS (Int-Yds): Miami, none. Houston, J. Joseph 1-36, K. Jackson 1-3, B. Cushing 1-1.

TACKLES (S-A-T): Miami, K. Misi 10-1-11, K. Dansby 6-3-9, R. Jones 5-2-7, R. Starks 5-1-6, R. Marshall 5-0-5, K. Burnett 3-2-5, C. Clemons 3-1-4, C. Wake 2-1-3, S. Smith 2-0-2, J. Odrick 2-0-2, P. Soliai 2-0-2, K. Randall 2-0-2, J. Wilson 1-0-1, O. Vernon 1-0-1, N. Carroll 0-1-1. Houston, B. Cushing 6-3-9, G. Quin 5-2-7, D. Manning 5-2-7, B. Reed 1-6-7, J. Joseph 4-2-6, J. Watt 4-2-6, K. Jackson 5-0-5, C. Barwin 3-1-4, S. Cody 2-2-4, B. James 2-2-4, B. McCain 3-1-4, T. Jamison 1-2-3, Q. Demps 2-0-2, E. Mitchell 0-2-2, A. Smith 1-1-2, J. Crick 1-0-1, T. Dobbins 1-0-1.

MISSED FIELD GOAL: Houston, S. Graham 52 (SH).



GAME 2: Houston 27, Jacksonville 7

62,907 • EverBank Field • Jacksonville, Fla. • Sept. 16, 2012

GAME SUMMARY

The Texans moved to 2-0 after using a familiar formula to beat the Jacksonville Jaguars at EverBank Field.

Relying on a smothering defense and dominant running game, the trademarks of their 2011 playoff season, the Texans pounded their division rivals 27-7 in their first road game of 2012.

The Texans allowed just 117 yards, a new team record, as they took advantage of a depleted Jaguars offensive line and made life miserable for QB **Blaine Gabbert**. Jacksonville was 0-of-9 on third down and had just 43 yards, including -4 passing, in the first half. The Texans ran 83 plays overall and set a team record with 43:17 in time of possession.

DE **J.J. Watt** had a monster game for the second consecutive week with 1.5 sacks, two passes defensed, a fumble recovery and a team-high nine tackles. Texans running backs **Arian Foster** and **Ben Tate** combined for 184 rushing yards and three touchdowns. The Texans ran for 216 total yards and averaged 4.5 yards per carry.

Texans QB **Matt Schaub** directed an up-tempo, quick-huddle offense for much of the game. It started on the first drive, when Schaub completed five short passes for 42 yards. The Texans gained 66 yards in 13 plays for a 31-yard field goal by **Shayne Graham**.

The Texans halted Jacksonville's first two drives. WR **Trindon Holliday** returned a punt 36 yards to the Jaguars' 41-yard line to start Houston's third drive. Four plays later, Tate stiff-armed a would-be tackler and burst up the right sideline for 24 yards to set up Foster's 1-yard touchdown plunge two plays later for a 10-0 lead late in the first quarter.

Watt deflected his second pass of the game on the Jaguars' next drive, then combined with DE **Antonio Smith** for a driving-end sack. The Texans took a 17-0 lead midway through the second quarter after Tate plowed up the middle for an 8-yard touchdown run.

With heavy rain coming down near the end of the first half, **Brooks Reed** sacked Gabbert at the Jacksonville 1-yard line with 2:28 remaining. The Texans went into halftime with a 242-43 advantage in yards.

The weather improved in the second half, but the Texans got worse. They forced a three-and-out on the Jags' first drive but were flagged for an illegal block on their punt return. The Texans' first drive began with a false start, leading to a three-and-out of their own.

An 18-yard punt return gave the Jaguars possession at Houston's 37-yard line. Gabbert completed a 32-yard pass to **Laurent Robinson** and a 5-yard touchdown pass to **Maurice Jones-Drew** to close within 17-7.

The Texans responded with a 17-play, 80-yard drive, chewing 9:14 off the clock. Tate kept the drive alive with a cutback run after the catch for a 3-yard gain on third-and-one from the Jacksonville 36. Six plays later, Tate scored on a 2-yard run to push the lead back to 24-7.

Graham made a 37-yard field goal with 7:20 remaining to provide the final margin. Watt recovered a fumble near midfield with 5:09 remaining, and the Texans ran out the remainder of the clock with several runs by **Justin Forsett** and a couple of kneel-downs by Schaub.

Foster finished the game with 28 carries for 110 yards (3.9 average). Tate had 74 yards on 12 carries (6.2 average). Schaub was 26-of-35 for 195 yards and an 87.2 rating. TE **Owen Daniels** led the Texans with 47 receiving yards on six catches.

Gabbert was 7-of-19 (37 percent) for 53 yards and a touchdown before leaving in the fourth quarter with a leg injury. He had a passer rating of 62.8.

SCORING

SCORE BY PERIODS

	1	2	3	4	OT	Total
Houston Texans	10	7	7	3	-	27
Jacksonville Jaguars	0	0	7	0	-	7

SCORING DRIVES

Team	Qtr	Time	Play Description (Extra Point) (Drive info)	HOU	JAC
Texans	1	9:25	S.Graham 31 yd. Field Goal (13-66, 5:35)	3	0
Texans	1	0:15	A.Foster 1 yd. run (S.Graham kick) (6-41, 2:37)	10	0
Texans	2	6:49	B.Tate 8 yd. run (S.Graham kick) (7-58, 3:34)	17	0
Jaguars	3	11:44	M.Jones-Drew 5 yd. pass from B.Gabbert (J.Scobee kick) (2-37, 0:51)	17	7
Texans	3	2:30	B.Tate 2 yd. run (S.Graham kick) (17-80, 9:14)	24	7
Texans	4	7:20	S.Graham 37 yd. Field Goal (10-73, 6:15)	27	7

TEAM STATISTICS

	TEXANS	JAGUARS
TOTAL FIRST DOWNS	28	9
THIRD DOWN EFFICIENCY	8-17-47%	0-9-0%
FOURTH DOWN EFFICIENCY	1-1-100%	0-0-0%
TOTAL NET YARDS	411	117
NET YARDS RUSHING	216	65
NET YARDS PASSING	195	52
PASS ATTEMPTS-COMPLETIONS-HAD INTERCEPTED	35-26-0	21-9-0
KICKOFFS Number-In End Zone-Touchbacks	6-5-3	2-2-0
PUNTS Number and Average	6-49.8	9-52.2
Net Punting Average	37.8	43.7
FGs - PATs Had Blocked	0-0	0-0
TOTAL RETURN YARDAGE (Not Including Kickoffs)	77	32
PENALTIES Number and Yards	10-64	8-71
FUMBLES Number and Lost	1-0	1-1
TOUCHDOWNS	3	1
EXTRA POINTS Made-Attempts Kicking Made-Attempts	3-3	1-1
FIELD GOALS Made-Attempts	2-2	0-0
RED ZONE EFFICIENCY	3-6-50%	1-1-100%
GOAL TO GO EFFICIENCY	3-4-75%	1-1-100%
SAFETIES	0	0
TIME OF POSSESSION	43:17	16:43

INDIVIDUAL STATISTICS

RUSHING (Att-Yds): Houston, A. Foster 28-110, B. Tate 12-74, J. Forsett 6-35, M. Schaub 2-(-3). Jacksonville, M. Jones-Drew 12-60, B. Gabbert 1-5, C. Henne 1-0.

PASSING (C-A-Y-I): Houston, M. Schaub 26-35-195-0. Jacksonville, B. Gabbert 7-19-53-0, C. Henne 2-2-23-0.

RECEIVING (Rec-Yds): Houston, O. Daniels 6-47, A. Foster 6-37, B. Tate 4-23, K. Walter 3-34, A. Johnson 3-21, J. Casey 3-18, G. Graham 1-15. Jacksonville, L. Robinson 3-49, M. Jones-Drew 3-7, M. Thomas 1-12, Z. Potter 1-4, G. Jones 1-4.

SACKS (Sk-Yds): Houston, J. Watt 1.5-11, B. Reed 1.0-9, A. Smith 0.5-4. Jacksonville, none.

INTERCEPTIONS (Int-Yds): Houston, none. Jacksonville, none.

TACKLES (S-A-T): Houston, J. Watt 6-3-9, B. Cushing 3-6-9, B. James 3-3-6, J. Joseph 5-0-5, D. Manning 3-2-5, G. Quin 3-1-4, C. Barwin 1-3-4, S. Cody 0-4-4, Q. Demps 3-0-3, B. Reed 2-1-3, A. Smith 1-2-3, E. Mitchell 2-0-2, J. Crick 1-1-2, T. Jamison 0-1-1. Jacksonville, R. Allen 12-1-13, P. Posluszny 9-0-9, D. Landry 7-0-7, T. Alualu 6-0-6, J. Mincey 5-0-5, A. Ross 5-0-5, W. Middleton 5-0-5, C. Mosley 4-0-4, A. Branch 3-1-4, D. Lowery 3-1-4, K. Bosworth 3-0-3, R. Mathis 2-0-2, C. Pronski 2-0-2, D.A. Smith 1-0-1, T. Knighton 0-1-1.

MISSED FIELD GOAL: None.



GAME 3: Houston 31, Denver 25

76,566 • Sports Authority Field at Mile High • Denver, Colo. • Sept. 23, 2012

GAME SUMMARY

QB **Matt Schaub** threw four touchdown passes in a gritty performance, and the Texans held off a late comeback attempt to escape Sports Authority Field at Mile High with a 31-25 victory against the Denver Broncos.

Schaub got the game ball from Head Coach **Gary Kubiak** after completing 17-of-30 passes for 290 yards. WR **Andre Johnson**, WR **Kevin Walter**, RB **Arian Foster** and TE **Owen Daniels** all caught touchdown passes. DE **J.J. Watt** had 2.5 sacks, 10 tackles and four tackles for loss.

Schaub brushed off two consecutive illegal hits in the third quarter and sat out only one play before returning to the game.

The Texans led 31-11 early in the fourth quarter. They were seemingly cruising to an easy victory until a fumble by **Ben Tate** gave the Broncos the ball at midfield. DE **Kevin Vickerson** came in untouched to hit Tate in the backfield and jar the ball loose.

The fumble sparked a late rally by Denver QB **Peyton Manning**, who was 16-2 against the Texans with the Indianapolis Colts from 2002-10. The four-time NFL MVP threw two touchdown passes in the next seven minutes to make it a one-score game with three minutes remaining.

The Texans ran out all but the final 20 seconds of the remaining game clock thanks to a crucial catch by Johnson on third-and-five with 2:49 remaining. Johnson beat Pro Bowl CB **Champ Bailey** with an out route for a 12-yard catch near the left sideline, which all but wrapped up the victory.

The Broncos took a 2-0 lead two minutes into the game when DE **Elvis Dumervil** sacked Schaub for a safety on the Texans' first play. The Texans found themselves in a 5-0 hole with 8:41 left in the first quarter after a 32-yard field goal by Broncos K **Matt Prater**.

The Texans took the lead on their next possession with a 60-yard touchdown bomb from Schaub to Johnson. On a play-action fake, Johnson beat CB **Tracy Porter** with a double move and got behind the defense for the score.

Watt and OLB **Brooks Reed** sacked Manning to end the next drive. The Texans then drove 97 yards in 14 plays to take a 14-5 lead. Rookie WR **Keshawn Martin** had an 18-yard catch on the drive, and TE **Garrett Graham** had a 27-yarder. Foster scored on a 3-yard catch on third-and-goal.

Less than two minutes later, Schaub hit Walter over the middle for a 52-yard touchdown pass. It was another play-action fake and another double move, with Porter once again in coverage.

The Broncos put two more field goals on the board before halftime to make the score 21-11. Schaub was picked off in Broncos territory by LB **Wesley Woodyard** in the final minute of the half to set up Prater's 53-yarder.

Texans K **Shayne Graham** made a 41-yard field goal early in the third quarter. Later in the quarter, WR **Lestar Jean** had a career-long 46-yard reception down the left sideline. Daniels caught a 14-yard touchdown pass two plays later to make it 31-11.

The Texans appeared to have the game well in hand until Tate's fumble with 10:28 remaining. Two plays after the turnover, Manning hit WR **Brandon Stokley** for a 38-yard touchdown pass. The Texans went three-and-out, and the Broncos drove for another touchdown – a 6-yard catch off a deflection by former Texans TE **Joel Dreessen** – to make the score 31-25.

SCORING

SCORE BY PERIODS

	1	2	3	4	OT	Total
Houston Texans	7	14	10	0	-	31
Denver Broncos	5	6	0	14	-	25

SCORING DRIVES

Team	Qtr	Time	Play Description (Extra Point) (Drive info)	HOU	DEN
Broncos 1	13:20	M.Schaub sacked in end zone by E.Dumervil for a Safety		0	2
Broncos 1	8:41	M.Prater 32 yd. Field Goal (10-46, 4:39)			0
Texans 1	6:28	A.Johnson 60 yd. pass from M.Schaub (S.Graham kick) (3-80, 2:13)		7	5
Texans 2	10:47	A.Foster 3 yd. pass from M.Schaub (S.Graham kick) (14-97, 7:11)		14	5
Texans 2	8:54	K.Walter 52 yd. pass from M.Schaub (S.Graham kick) (2-57, 0:46)		21	5
Broncos 2	5:44	M.Prater 23 yd. Field Goal (9-75, 3:10)			21
Broncos 2	0:01	M.Prater 53 yd. Field Goal (5-25, 0:33)			21
Texans 3	9:11	S.Graham 41 yd. Field Goal (7-39, 3:45)		24	11
Texans 3	1:33	O.Daniels 14 yd. pass from M.Schaub (S.Graham kick) (5-72, 2:19)		31	11
Broncos 4	9:49	B.Stokley 38 yd. pass from P.Manning (M.Prater kick) (2-49, 0:31)			31
Broncos 4	3:00	J.Dreessen 6 yd. pass from P.Manning (M.Prater kick) (16-74, 5:08)			31

TEAM STATISTICS

	TEXANS	BRONCOS
TOTAL FIRST DOWNS	23	24
THIRD DOWN EFFICIENCY	7-14-50%	6-17-35%
FOURTH DOWN EFFICIENCY	1-1-100%	0-0-0%
TOTAL NET YARDS	436	375
NET YARDS RUSHING	152	59
NET YARDS PASSING	284	316
PASS ATTEMPTS-COMPLETIONS-HAD INTERCEPTED	30-17-1	52-26-0
KICKOFFS Number-In End Zone-Touchbacks	7-4-3	6-5-5
PUNTS Number and Average	5-54-2	8-47-6
Net Punting Average	44.4	42.8
FGs - PATs Had Blocked	0-0	0-0
TOTAL RETURN YARDAGE (Not Including Kickoffs)	19	36
PENALTIES Number and Yards	9-69	7-75
FUMBLES Number and Lost	1-1	1-1
TOUCHDOWNS	4	2
EXTRA POINTS Made-Attempts Kicking Made-Attempts	4-4	2-2
FIELD GOALS Made-Attempts	1-1	3-3
RED ZONE EFFICIENCY	2-3-67%	1-3-100%
GOAL TO GO EFFICIENCY	1-1-100%	1-2-50%
SAFETIES	0	1
TIME OF POSSESSION	31:40	28:20

INDIVIDUAL STATISTICS

RUSHING (Att-Yds): Houston, A. Foster 25-105, B. Tate 8-26, K. Martin 1-21. Denver, W. McGahee 12-36, L. Ball 7-16, R. Hillman 2-7.

PASSING (C-A-Yds): Houston, M. Schaub 17-30-290-1. Denver, P. Manning 26-52-330-0.

RECEIVING (Rec-Yds): Houston, K. Walter 3-73, O. Daniels 3-26, J. Casey 3-11, A. Johnson 2-72, G. Graham 2-39, K. Martin 2-20, L. Jean 1-46, A. Foster 1-3. Denver, E. Decker 8-136, B. Stokley 6-73, D. Thomas 3-34, J. Tammie 3-31, J. Dreessen 2-36, C. Gronkowski 1-11, W. McGahee 1-6, L. Ball 1-2, R. Hillman 1-1.

SACKS (Sk-Yds): Houston, J. Watt 2.5-11.5, B. Reed 0.5-2.5. Denver, E. Dumervil 1-6.

INTERCEPTIONS (Int-Yds): Houston, none. Denver, W. Woodyard 1-7.

TACKLES (S-A-T): Houston, J. Watt 7-3-10, K. Jackson 9-0-9, B. Cushing 6-1-7, B. James 3-4-7, Q. Demps 6-1-7, J. Joseph 5-1-6, G. Quin 4-1-5, C. Barwin 2-2-4, B. Reed 2-2-4, T. Jamison 1-2-3, D. Manning 3-0-3, E. Mitchell 2-1-3, A. Smith 2-1-3, B. McCain 2-0-2, S. Cody 1-0-1. Denver, R. Moore 9-0-9, M. Adams 4-2-6, E. Dumervil 4-1-5, J. Bannan 3-2-5, K. Vickerson 3-2-5, D. Wolfe 1-4-5, C. Harris 4-0-4, T. Porter 2-1-3, J. Mays 1-2-3, M. Unrein 1-2-3, V. Miller 0-3-3, K. Brookling 1-1-2, W. Woodyard 1-0-1, C. Bailey 1-0-1, M. Jackson 1-0-1, T. Carter 1-0-1.

MISSED FIELD GOAL: None.



GAME 4: Houston 38, Tennessee 14

71,581 • Reliant Stadium • Houston, Texas • Sept. 30, 2012

GAME SUMMARY

SS **Danial Manning** and CB **Kareem Jackson** returned interceptions for touchdowns in the second half as the Texans defeated the Tennessee Titans 38-14 at Reliant Stadium to improve to 4-0.

The Texans sacked Titans QBs **Jake Locker** and **Matt Hasselbeck** four times. FS **Glover Quin** knocked Locker out of the game with a sack midway through the first quarter.

Texans QB **Matt Schaub** was 20-of-28 for 202 yards (71 percent) with a 115.5 passer rating. He threw touchdown passes to FB **James Casey** and TE **Owen Daniels** and completed passes to seven different receivers.

The Texans imposed their will on the game's opening possession, driving 77 yards in seven plays and 3:19. Schaub started the drive with passes of 33 and 20 yards to **Andre Johnson** and finished it with an 11-yard touchdown to Casey over the middle.

On the Titans' second possession, Quin came off the right edge untouched on a safety blitz on third down and leveled Locker for an 8-yard loss. It was a clean hit, but Locker suffered a left shoulder injury and did not return. That forced the 37-year-old Hasselbeck into action.

The Texans went up 14-0 on a 4-yard touchdown run by **Arian Foster** with 0:17 remaining in the first quarter. Hasselbeck made it 14-7 with a 19-yard touchdown pass to TE **Craig Stevens** with 7:52 left in the first half.

Momentum was tilting the Titans' way until Manning turned the game with a pick-six early in the third quarter. Hasselbeck threw a pass deep to the left for TE **Taylor Thompson**, who batted the ball into the air with his left hand.

Manning intercepted it at the Houston 45-yard line. CB **Johathan Joseph** flat-backed WR **Nate Washington** as Manning reversed the field to his left, springing Manning a clear path to the end zone.

The Texans went ahead 28-7 on their next drive with a 28-yard touchdown catch by Daniels. On third-and-five, Daniels caught a pass at the 22-yard line and shook a tackle attempt from LB **Akeem Ayers**. He brushed off S **Jordan Babineaux** at the 10 and CB **Alterraun Verner**, who was being blocked downfield by rookie WR **Keshawn Martin**, at the goal line.

The Texans used their "muddle huddle" on the drive to move 75 yards in seven plays and 2:37. They used it on both of their first two drives of second half to kick-start their offense.

Eight minutes into the fourth quarter, DE **Antonio Smith** sacked Hasselbeck and forced a fumble at the Titans' 24-yard line. DE **J.J. Watt** recovered the fumble and returned it to the 17. K **Shayne Graham** made a 33-yard field goal to put the Texans up 31-17.

Five plays later, Jackson jumped a slant route on a short pass to the left intended for **Damian Williams**. He raced 63 yards the other way for a touchdown for a 38-7 lead with 4:08 remaining.

Hasselbeck threw an 11-yard touchdown pass to WR **Kendall Wright** with 1:01 remaining against the Texans' second-string defense.

The Texans allowed 158 rushing yards, but 101 of them were in the second half. RB **Chris Johnson** had 141 rushing yards on 25 carries (5.6 average). Foster was limited to 86 yards on 24 carries (3.6 average) and **Ben Tate** to 11 yards on five carries (2.2 average).

The Texans were penalized only one time for three yards, the fewest penalty yards in a game in team history.

SCORING

SCORE BY PERIODS

	1	2	3	4	OT	Total
Tennessee Titans	0	7	0	7	-	14
Houston Texans	14	0	14	10	-	38

SCORING DRIVES

Team	Qtr	Time	Play Description (Extra Point) (Drive info)	TEN	HOU
Texans	1	11:41	J. Casey 11 yd. pass from M. Schaub (S. Graham kick) (7-77, 3:19)	0	7
Texans	1	0:17	A. Foster 4 yd. run (S. Graham kick) (10-47, 5:59)	0	14
Titans	2	7:52	C. Stevens 19 yd. pass from M. Hasselbeck (R. Bironas kick) (7-78, 4:31)	7	14
Texans	3	9:21	D. Manning 55 yd. interception return (S. Graham kick)	7	21
Texans	3	2:47	O. Daniels 28 yd. pass from M. Schaub (S. Graham kick) (7-75, 2:37)	7	28
Texans	4	5:38	S. Graham 33 yd. Field Goal (4-3, 1:32)	7	31
Texans	4	3:57	K. Jackson 63 yd. interception return (S. Graham kick)	7	38
Titans	4	0:57	K. Wright 11 yd. pass from M. Hasselbeck (R. Bironas kick) (10-79, 3:00)	14	38

TEAM STATISTICS

	TITANS	TEXANS
TOTAL FIRST DOWNS	17	16
THIRD DOWN EFFICIENCY	4-12-33%	6-14-43%
FOURTH DOWN EFFICIENCY	1-1-100%	1-1-100%
TOTAL NET YARDS	325	297
NET YARDS RUSHING	158	95
NET YARDS PASSING	167	202
PASS ATTEMPTS-COMPLETIONS-HAD INTERCEPTED	27-17-2	28-20-0
KICKOFFS Number-In End Zone-Touchbacks	3-3-1	7-5-2
PUNTS Number and Average	7-46.6	6-43.2
Net Punting Average	41.7	41.7
FGs - PATs Had Blocked	0-0	0-0
TOTAL RETURN YARDAGE (Not Including Kickoffs)	9	152
PENALTIES Number and Yards	7-73	1-3
FUMBLES Number and Lost	2-1	0-0
TOUCHDOWNS	2	5
EXTRA POINTS Made-Attempts Kicking Made-Attempts	2-2	5-5
FIELD GOALS Made-Attempts	0-0	1-1
RED ZONE EFFICIENCY	2-2-100%	2-3-67%
GOAL TO GO EFFICIENCY	0-0-0%	0-0-0%
SAFETIES	0	0
TIME OF POSSESSION	27:34	32:26

INDIVIDUAL STATISTICS

RUSHING (Att-Yds): Tennessee, C. Johnson 25-141, J. Ringer 2-14, M. Hasselbeck 2-3, Houston, A. Foster 24-86, B. Tate 5-11, M. Schaub 2-(-2).

PASSING (C-A-Y): Tennessee, M. Hasselbeck 17-25-193-2, J. Locker 0-2-0-0. Houston, M. Schaub 20-28-202-0.

RECEIVING (Rec-Yds): Tennessee, K. Wright 4-46, N. Washington 3-43, J. Cook 3-36, C. Stevens 2-24, C. Johnson 2-16, Q. Johnson 1-17, D. Williams 1-6, L. Hawkins 1-5, Houston, O. Daniels 6-72, J. Casey 5-36, A. Johnson 3-56, K. Martin 2-19, B. Tate 2-3, K. Walter 1-8, A. Foster 1-8.

SACKS (Sk-Yds): Tennessee, none. Houston, J. Watt 2.0-17, G. Quin 1.0-8, A. Smith 1.0-1.

INTERCEPTIONS (Int-Yds): Tennessee, none. Houston, K. Jackson 1-63, D. Manning 1-55.

TACKLES (S-A-T): Tennessee, J. Babineaux 7-3-10, A. Ayers 5-3-8, J. McCourty 6-0-6, J. Casey 5-1-6, Z. Brown 3-3-6, D. Morgan 5-0-5, W. Witherspoon 4-0-4, A. Verner 3-1-4, Z. Diles 3-1-4, P. Egboh 2-0-2, M. Griffin 1-0-1, R. Johnson 1-0-1, R. Mouton 1-0-1, M. Martin 0-1-1, S. Marks 0-1-1, Houston, B. Cushing 9-4-13, G. Quin 7-1-8, D. Manning 8-0-8, J. Watt 5-2-7, B. James 5-2-7, J. Joseph 4-0-4, K. Jackson 3-1-4, B. Reed 2-1-3, E. Mitchell 2-1-3, Q. Demps 2-0-2, S. Cody 2-0-2, A. Smith 1-1-2, T. Jamison 0-2-2, A. Ball 2-0-2, B. Braman 1-0-1, C. Barwin 0-1-1, B. McCain 1-0-1, J. Crick 0-1-1.

MISSED FIELD GOAL: None.



GAME 5: Houston 23, New York Jets 17

79,088 • MetLife Stadium • East Rutherford, N.J. • Oct. 8, 2012

GAME SUMMARY

RB **Arian Foster** had 29 carries for 152 yards and a touchdown as the Texans defeated the New York Jets 23-17 at MetLife Stadium on Monday Night Football. DE **J.J. Watt** had nine tackles, one sack and three passes defended to help the Texans overcome the loss of ILB **Brian Cushing** to a season-ending knee injury early in the second quarter.

The Texans outrushed the Jets 169-69 and controlled the ball for 35:16. They were 6-of-13 (40 percent) on third down but just 1-of-3 in the red zone, twice settling for short field goals by K **Shayne Graham**.

On defense, the Texans had two sacks and two interceptions on Jets QB **Mark Sanchez**. Backup **Tim Tebow** played sparingly, throwing one pass and running five times for 19 yards.

After losing 38-0 to the San Francisco 49ers in Week 4, the Jets pulled out all the stops as they looked to avoid falling to 2-3. Tebow ran for a first down on a fake punt on the first play of the second quarter on fourth-and-one from New York's 24-yard line. The Jets unsuccessfully tried a surprise onside kick midway through the third quarter.

The Texans led 17-7 at halftime. QB **Matt Schaub** threw a 34-yard touchdown pass in the first quarter to TE **Owen Daniels**, who was wide open off a play-action fake. Foster ran for a 13-yard touchdown early in the second quarter, one series after he broke loose for a season-long 46-yard run.

Schaub was picked off by CB **Antonio Cromartie** with 5:54 remaining in the first quarter, trying to throw to WR **Andre Johnson** over the middle in double coverage. That gave the Jets a short field and led to a 27-yard touchdown catch by TE **Jeff Cumberland**.

The Jets threatened to tie the game at 14 late in the second quarter, driving to the Texans' 12-yard line with 29 seconds remaining. Watt tipped a Sanchez pass at the line of scrimmage, and CB **Brice McCain** intercepted it and returned the ball 86 yards to the Jets' 9-yard line. That set up Graham for a 27-yard field goal on the final play of the half.

Graham added a 42-yard field goal in the third quarter to give the Texans a 20-7 lead. The Jets responded with a 100-yard kickoff return for a touchdown by RB **Joe McKnight**. The Texans and Jets then traded short field goals to make the score 23-17 with 11:55 remaining in the fourth quarter.

Watt made another key play with 7:04 remaining, sacking Sanchez for a 5-yard loss on third-and-10 from the Houston 35. That knocked the Jets out of field goal range and forced them to punt. The Texans ran three minutes off the clock before punting back to the Jets with 3:28 left to play.

CB **Kareem Jackson** helped preserve the Texans' victory with a late interception of Sanchez near midfield at the two-minute warning. The Jets had one more chance from their 9-yard line with 0:04 remaining, but Watt tipped Sanchez's pass at the line of scrimmage to end the game.

SCORING

SCORE BY PERIODS

	1	2	3	4	OT	Total
Houston Texans	7	10	6	0	-	23
New York Jets	7	0	7	3	-	17

SCORING DRIVES

Team	Qtr	Time	Play Description (Extra Point) (Drive info)	HOU	NYJ
Texans	1	11:05	O.Daniels 34 yd. pass from M.Schaub (S.Graham kick) (8-85, 3:55)	7	0
Jets	1	4:07	J.Cumberland 27 yd. pass from M.Sanchez (N.Folk kick) (4-57, 1:47)	7	7
Texans	2	11:11	A.Foster 13 yd. run (S.Graham kick) (5-67, 2:45)	14	7
Texans	2	0:00	S.Graham 27 yd. Field Goal (3-0, 0:14)	17	7
Texans	3	4:51	S.Graham 42 yd. Field Goal (14-70, 7:42)	20	7
Jets	3	4:38	J.McKnight 100 yd. kickoff return (N.Folk kick) (0-0, 0:13)	20	14
Texans	3	0:13	S.Graham 22 yd. Field Goal (8-42, 4:25)	23	14
Jets	4	11:55	N.Folk 21 yd. Field Goal (8-69, 3:18)	23	17

TEAM STATISTICS

	TEXANS	JETS
TOTAL FIRST DOWNS	18	15
THIRD DOWN EFFICIENCY	6-15-40%	4-14-29%
FOURTH DOWN EFFICIENCY	0-0-0%	2-2-100%
TOTAL NET YARDS	378	286
NET YARDS RUSHING	169	69
NET YARDS PASSING	209	217
PASS ATTEMPTS-COMPLETIONS-HAD INTERCEPTED	28-14-1	32-14-1
KICKOFFS Number-In End Zone-Touchbacks	5-3-0	4-1-0
PUNTS Number and Average	6-40.2	6-44.2
Net Punting Average	40.2	44.2
FGs - PATs Had Blocked	0-0	0-0
TOTAL RETURN YARDAGE (Not Including Kickoffs)	93	0
PENALTIES Number and Yards	7-50	5-25
FUMBLES Number and Lost	0-0	2-0
TOUCHDOWNS	2	2
EXTRA POINTS Made-Attempts Kicking Made-Attempts	2-2	2-2
FIELD GOALS Made-Attempts	3-3	1-1
RED ZONE EFFICIENCY	1-3-33%	0-2-0%
GOAL TO GO EFFICIENCY	0-2-0%	0-1-0%
SAFETIES	0	0
TIME OF POSSESSION	35:16	24:44

INDIVIDUAL STATISTICS

RUSHING (Att-Yds): Houston, A. Foster 29-152, K. Martin 1-14, J. Forsett 4-6, D. Posey 1-(-3). New York Jets, S. Greene 8-26, T. Tebow 5-19, B. Powell 4-18, J. McKnight 4-5, M. Sanchez 2-1.

PASSING (C-A-Y-I): Houston, M. Schaub 14-28-209-1. New York Jets, M. Sanchez 14-31-230-2, T. Tebow 0-1-0-0.

RECEIVING (Rec-Yds): Houston, O. Daniels 4-79, J. Casey 4-53, K. Walter 4-46, A. Foster 1-16, A. Johnson 1-15. New York Jets, J. Kerley 5-94, C. Schilens 4-29, J. Cumberland 2-51, E. Gates 1-27, S. Greene 1-19, J. Hill 1-10.

SACKS (Sk-Yds): Houston, J. Watt 1.0-5, B. Reed 1.0-0, B. James 0.5-4, B. McCain 0.5-4. New York Jets, none.

INTERCEPTIONS (Int-Yds): Houston, B. McCain 1-86, K. Jackson 1-4. New York Jets, A. Cromartie 1-0.

TACKLES (S-A-T): Houston, J. Watt 6-3-9, B. James 3-5-8, T. Dobbins 3-5-8, G. Quin 5-1-6, A. Smith 3-3-6, J. Joseph 5-0-5, B. Cushing 3-2-5, C. Barwin 3-2-5, S. Cody 1-2-3, E. Mitchell 1-2-3, B. Reed 2-1-3, D. Manning 2-0-2, B. McCain 2-0-2, T. Jamison 0-2-2. New York Jets, D. Harris 5-4-9, L. Landry 5-3-8, M. Devito 4-4-8, Y. Bell 7-0-7, K. Ellis 4-2-6, C. Pace 3-0-3, B. Thomas 3-0-3, J. Mauga 2-1-3, B. Scott 1-2-3, M. Wilkerson 1-1-2, E. Smith 1-1-2, A. Cromartie 1-0-1, E. Lankster 1-0-1.

MISSED FIELD GOAL: None.



GAME 6: Green Bay 42, Houston 24

71,702 • Reliant Stadium • Houston, Texas • Oct. 14, 2012

GAME SUMMARY

The Texans had the national spotlight with Sunday Night Football at Reliant Stadium in Week 6. Unfortunately, it turned into a highlight reel for Green Bay Packers QB **Aaron Rodgers**.

Rodgers threw six touchdown passes, as many as Houston had allowed all season in its first five games. The Packers won 42-24, handing the Texans their first loss in lopsided fashion in front of an announced crowd of 71,702 at Reliant Stadium, the largest regular-season crowd in team history.

Rodgers, the reigning NFL MVP, went 24-of-37 for 338 yards, six touchdowns and no interceptions with a 133.8 passer rating. He threw two touchdowns in the first quarter, one in the second, one in the third and two in the fourth. Three of them were caught by WR **Jordy Nelson**, who had a game-high 121 receiving yards on nine catches.

The Texans allowed 40 points in a game for the first time since Week 3 of last season at New Orleans. It was the most points they have allowed since a 43-24 loss to the Indianapolis Colts in Week 2 of the 2006 season. They allowed season highs in yards (426) and passing yards (328) to Green Bay.

Texans QB **Matt Schaub** threw two interceptions and was sacked three times, matching his season totals in both categories. He lost for the first time in his last 10 starts dating back to last season.

The Texans' struggles in the running game continued. RB **Arian Foster** scored two rushing touchdowns but had only 29 rushing yards on 17 carries (1.7 average).

The Texans trailed 14-0 after the first quarter, 21-10 at halftime and 28-17 after the third quarter. It was the first time they trailed after any of the first three quarters all season.

Twice, the Texans committed special teams penalties that extended Packers drives and led to touchdowns. Rookie WR **DeVier Posey** lined up offside on a punt in the first quarter, giving the Packers a first down. On the next play, Rodgers threw a 41-yard touchdown pass to Nelson past CB **Johnathan Joseph** to make the score 7-0.

On the first series of the third quarter, OLB **Connor Barwin** was penalized for unsportsmanlike conduct for leaping as he tried to block a 39-yard field goal by **Mason Crosby**. That gave the Packers a first down at the Texans' 11-yard line. Then, after an 11-yard pass on third-and-14, FS **Danial Manning** was flagged for unnecessary roughness to set up the Packers in first-and-goal. Rodgers threw a 1-yard touchdown pass to Nelson two plays later, making the score 28-10.

The Packers led 14-0 after a diving 6-yard touchdown catch by **James Jones** in the final minute of the first quarter. Foster scored on a 1-yard run in the second quarter to cap a nine-play, 80-yard scoring drive.

It was 21-7 after Nelson caught a 21-yard touchdown pass CB **Alan Ball** midway through the second quarter. Texans K **Shayne Graham** made a 51-yard field goal with 2:15 left in the first half.

Foster scored on another 1-yard touchdown run in the third quarter to make the score 28-17. Packers WR **Randall Cobb** returned the ensuing kickoff 46 yards, and Green Bay scored three plays later on a 48-yard touchdown catch by TE **Tom Crabtree**, who was wide open after Rodgers rolled out to his right.

Schaub was picked off at the Houston 27-yard line two plays later. Jones made a juggling, one-handed 18-yard touchdown catch past CB **Kareem Jackson** with 12:22 remaining.

The Texans scored with 5:35 left to play on a blocked punt by OLB **Bryan Braman** that Posey recovered in the end zone. The Packers and Texans put in their backup quarterbacks after that for the game's final five minutes.

SCORING

SCORE BY PERIODS

	1	2	3	4	OT	Total
Green Bay Packers	14	7	7	14	-	42
Houston Texans	0	10	7	7	-	24

SCORING DRIVES

Team	Qtr	Time	Play Description (Extra Point) (Drive info)	GB	HOU
Packers 1	11:34	J.Nelson 41 yd. pass from A.Rodgers (M.Crosby kick) (7-67, 2:04)	7	0	
Packers 1	0:24	Ja.Jones 6 yd. pass from A.Rodgers (M.Crosby kick) (6-56, 2:22)	14	0	
Texans 2	10:13	A.Foster 1 yd. run (S.Graham kick) (9-80, 5:11)	14	7	
Packers 2	6:45	J.Nelson 21 yd. pass from A.Rodgers (M.Crosby kick) (7-78, 3:28)	21	7	
Texans 2	2:15	S.Graham 51 yd. Field Goal (8-47, 4:30)	21	10	
Packers 3	8:16	J.Nelson 1 yd. pass from A.Rodgers (M.Crosby kick) (16-80, 6:44)	28	10	
Texans 3	0:17	A.Foster 1 yd. run (S.Graham kick) (9-65, 3:48)	28	17	
Packers 4	14:46	T.Crabtree 48 yd. pass from A.Rodgers (M.Crosby kick) (3-57, 0:31)	35	17	
Packers 4	12:16	Ja.Jones 18 yd. pass from A.Rodgers (M.Crosby kick) (4-27, 2:18)	42	17	
Texans 4	5:30	D. Posey blocked punt recovery in end zone (S. Graham kick)	42	24	

TEAM STATISTICS

	PACKERS	TEXANS
TOTAL FIRST DOWNS	25	23
THIRD DOWN EFFICIENCY	5-14-36%	5-12-42%
FOURTH DOWN EFFICIENCY	0-1-0%	2-2-100%
TOTAL NET YARDS	427	321
NET YARDS RUSHING	70	69
NET YARDS PASSING	338	255
PASS ATTEMPTS-COMPLETIONS-HAD INTERCEPTED	37-14-0	38-22-3
KICKOFFS Number-In End Zone-Touchbacks	7-7-4	5-3-1
PUNTS Number and Average	5-34-2	4-51.5
Net Punting Average	30.4	45.8
FGs - PATs Had Blocked	0-0	0-0
TOTAL RETURN YARDAGE (Not Including Kickoffs)	60	19
PENALTIES Number and Yards	4-51	7-69
FUMBLES Number and Lost	0-0	1-0
TOUCHDOWNS	6	3
EXTRA POINTS Made-Attempts Kicking Made-Attempts	6-6	3-3
FIELD GOALS Made-Attempts	0-0	1-1
RED ZONE EFFICIENCY	3-3-100%	2-2-100%
GOAL TO GO EFFICIENCY	2-2-100%	2-2-100%
SAFETIES	0	0
TIME OF POSSESSION	27:59	32:01

INDIVIDUAL STATISTICS

RUSHING (Att-Yds): Green Bay, A. Green 22-65, A. Rodgers 2-17, J. Starks 5-11, J. Kuhn 2-6. Houston, J. Forsett 7-47, A. Foster 17-29, B. Tate 3-14, M. Schaub 1-0.

PASSING (C-A-Y): Green Bay, A. Rodgers 24-37-338-0, M. Schaub 20-33-232-2, T. Yates 2-5-23-1.

RECEIVING (Rec-Yds): Green Bay J. Nelson 9-121, R. Cobb 7-102, Ja. Jones 3-33, T. Crabtree 2-62, J. Finley 2-12, A. Green 1-8. Houston, A. Johnson 8-75, O. Daniels 3-46, G. Graham 3-25, K. Walter 2-28, J. Casey 2-27, K. Martin 2-24, J. Forsett 1-18, A. Foster 1-12.

SACKS (Sk-Yds): Green Bay, A. Hawk 1.0-12, J. Worthy 1.0-10, C. Wilson 1.0-2. Houston, J. Watt 2.0-10.

INTERCEPTIONS (Int-Yds): Green Bay, C. Hayward 2-37, S. Shields 1-0. Houston, none.

TACKLES (S-A-T): Green Bay, A. Hawk 6-4-10, T. Williams 7-1-8, M. Jennings 6-1-7, M. Burnett 3-3-6, C. Matthews 4-0-4, S. Shields 4-0-4, J. Worthy 3-0-3, D. Smith 3-0-3, C. Wilson 2-0-2, M. Neal 2-0-2, B. Jones 2-0-2, M. Daniels 2-0-2, J. McMillian 2-0-2, D. Moses 1-1-2, C. Woodson 1-0-1, R. Pickett 1-0-1. Houston, B. James 4-7-11, G. Quin 8-0-8, E. Mitchell 4-3-7, J. Watt 6-1-7, J. Crick 2-4-6, J. Joseph 5-1-6, C. Barwin 2-3-5, D. Manning 4-1-5, B. Reed 3-2-5, T. Nolan 4-0-4, A. Smith 3-1-4, T. Dobbins 1-2-3, B. Braman 1-1-2, S. Cody 1-1-2, K. Jackson 2-0-2, S. Keo 0-2-2, B. McCain 2-0-2, J. Nading 1-1-2, W. Mercilus 1-0-1.

MISSED FIELD GOAL: None.



GAME 7: Houston 43, Baltimore 13

71,708 • Reliant Stadium • Houston, Texas • Oct. 21, 2012

GAME SUMMARY

Houston and Baltimore were tied atop the conference at 5-1 heading into the game, but a banner day by the Texans' defense sparked a 43-13 blowout victory at Reliant Stadium. The Texans set a franchise record for points in a game and had their second-biggest margin of victory ever.

Defensive Coordinator **Wade Phillips**' defense scored a touchdown and a safety and had four sacks, two interceptions and 11 passes defended, including five by defensive linemen and linebackers. The Texans allowed 176 yards to a Ravens offense that was averaging 385 a game.

The Texans gained 420 yards and had the ball for 38:16, including 20:53 in a 29-3 first half. They did not turn the ball over for the fourth time this season.

The Texans fell behind 3-0 early on a 51-yard field goal by Ravens K **Justin Tucker**. They got off to a sluggish start offensively with only one first down and 25 yards on their first three series.

OLB **Connor Barwin** got Houston on the scoreboard by sacking **Joe Flacco** for a safety with 4:49 remaining in the first quarter. It was Barwin's first sack of the season and came one play after rookie OLB **Whitney Mercilus** dropped Flacco for the first sack of his career.

Barwin's big play ignited a 29-0 Texans run to close out the first half. WR **Kevin Walter** caught a 25-yard touchdown pass from QB **Matt Schaub** on the ensuing series to make it 9-3 at the end of the first quarter. CB **Johnathan Joseph** returned an interception 52 yards for a touchdown on the first play of the second quarter on a pass tipped by DE **J.J. Watt**.

With the score 16-3, Texans TE **Garrett Graham** made a sensational one-handed catch for a 20-yard gain, leaping in the air to tip the ball to himself with his right hand. Had Graham not made the play, Ravens S **Ed Reed** looked primed for an interception that could have drastically changed the course of the game.

Instead, Graham's catch led to a 1-yard touchdown reception by TE **Owen Daniels** with 5:58 left in the second quarter. **Shayne Graham** made field goals of 33 and 29 yards to put the Texans ahead 29-3 at halftime.

Flacco's passer rating at halftime was 4.2. The Ravens had just 84 yards and four first downs in the half. After their first drive, they went three-and-out on four of their next six possessions. The other two ended in Barwin's safety and Joseph's interception. Flacco also was picked off by SS **Glover Quin**, who made a one-handed catch on a pass tipped by Mercilus in the second quarter.

Texans RB **Arian Foster** had two rushing touchdowns in the second half. The Ravens scored their only touchdown on a 15-yard touchdown catch by WR **Tandon Doss** early in the third quarter but never got closer than 19 points.

DE **Antonio Smith** had sacks on back-to-back plays in the fourth quarter, pushing the Ravens back from the 19-yard line to the 36. They settled for a 54-yard field goal.

OLB **Bryan Braman** recovered a surprise outside kick, and the Texans drove 44 yards on six plays — all handoffs to Foster and **Ben Tate** — for Foster's second touchdown, the final score of the game.

SCORING

SCORE BY PERIODS

	1	2	3	4	OT	Total
Baltimore Ravens	3	0	7	3	-	13
Houston Texans	9	20	7	7	-	43

SCORING DRIVES

Team	Qtr	Time	Play Description (Extra Point) (Drive info)	BAL	HOU
Ravens	1	10:57	J. Tucker 51 yd. Field Goal (8-45, 2:41)	3	0
Texans	1	4:49	J. Flacco sacked in end zone by C. Barwin for a Safety	3	2
Texans	1	0:30	K. Walter 25 yd. pass from M. Schaub (S. Graham kick) (8-67, 4:19)	3	9
Texans	2	14:51	J. Joseph 52 yd. interception return (S. Graham kick)	3	16
Texans	2	5:58	O. Daniels 1 yd. pass from M. Schaub (S. Graham kick) (6-58, 3:14)	3	23
Texans	2	1:57	S. Graham 33 yd. Field Goal (8-40, 3:28)	3	26
Texans	2	0:03	S. Graham 29 yd. Field Goal (12-58, 1:03)	3	29
Ravens	3	10:36	T. Doss 15 yd. pass from J. Flacco (J. Tucker kick) (5-47, 1:20)	10	29
Texans	3	2:56	A. Foster 1 yd. run (S. Graham kick) (12-80, 7:40)	10	36
Ravens	4	12:23	J. Tucker 54 yd. Field Goal (14-39, 5:33)	13	36
Texans	4	8:48	A. Foster 2 yd. run (S. Graham kick) (6-44, 3:35)	13	43

TEAM STATISTICS

	RAVENS	TEXANS
TOTAL FIRST DOWNS	12	27
THIRD DOWN EFFICIENCY	4-15-27%	8-15-53%
FOURTH DOWN EFFICIENCY	0-1-0%	0-0-100%
TOTAL NET YARDS	176	420
NET YARDS RUSHING	55	181
NET YARDS PASSING	121	239
PASS ATTEMPTS-COMPLETIONS-HAD INTERCEPTED	43-21-2	37-23-0
KICKOFFS Number-In End Zone-Touchbacks	5-3-3	8-6-1
PUNTS Number and Average	5-50-6	5-48-0
Net Punting Average	48.8	47.8
FGs - PATs Had Blocked	0-0	0-0
TOTAL RETURN YARDAGE (Not Including Kickoffs)	1	61
PENALTIES Number and Yards	5-56	5-60
FUMBLES Number and Lost	1-0	1-0
TOUCHDOWNS	1	5
EXTRA POINTS Made-Attempts Kicking Made-Attempts	1-1	5-5
FIELD GOALS Made-Attempts	2-2	2-2
RED ZONE EFFICIENCY	1-2-50%	3-5-60%
GOAL TO GO EFFICIENCY	0-0-0%	3-3-100%
SAFETIES	0	1
TIME OF POSSESSION	21:44	38:16

INDIVIDUAL STATISTICS

RUSHING (Att-Yds): Baltimore, R. Rice 9-42, J. Flacco 2-7, V. Leach 1-6. Houston, A. Foster 19-98, B. Tate 10-47, J. Forsett 6-32, J. Casey 1-6, M. Schaub 1-(-2).

PASSING (C-A-Y-I): Baltimore, J. Flacco 21-43-147-1. Houston, M. Schaub 23-37-256-0.

RECEIVING (Rec-Yds): Baltimore, D. Pitta 5-33, R. Rice 5-12, T. Smith 4-41, A. Boldin 3-24, J. Jones 2-17, T. Doss 1-15, E. Dickson 1-5. Houston, A. Johnson 9-86, O. Daniels 7-59, K. Walter 4-74, G. Graham 2-32, A. Foster 1-5.

SACKS (Sk-Yds): Baltimore, C. Williams 1-0-9, T. Suggs 1-0-8. Houston, A. Smith 2-0-17, C. Barwin 1-0-7, W. Mercilus 1-0-2.

INTERCEPTIONS (Int-Yds): Baltimore, none. Houston, J. Joseph 1-52, G. Quin 1-0.

TACKLES (S-A-T): Baltimore, D. Ellerbe 9-3-12, C. Williams 8-0-8, B. Pollard 7-1-8, E. Reed 5-1-6, A. Jones 1-5-6, J. Smith 4-0-4, T. Suggs 3-1-4, J. McClain 3-1-4, C. Upshaw 2-2-4, P. Kurger 2-0-2, T. Cody 1-1-2, D. Tyson 1-1-2, H. Ngata 0-2-2, A. McClellan 0-1-1, B. Hall 0-1-1. Houston, G. Quin 6-0-6, J. Joseph 4-1-5, A. Smith 4-1-5, C. Barwin 4-0-4, E. Mitchell 1-3-4, B. Reed 3-1-4, J. Watt 2-2-4, S. Cody 1-2-3, T. Dobbins 2-1-3, K. Jackson 2-1-3, B. James 2-1-3, J. Crick 2-0-2, D. Manning 2-0-2, B. McCain 2-0-2, B. Braman 1-0-1, W. Mercilus 1-0-1, T. Nolan 0-1-1.

MISSED FIELD GOAL: None.



GAME 8: Houston 21, Buffalo 9

71,698 • Reliant Stadium • Houston, Texas • Nov. 4, 2012

GAME SUMMARY

A turnover-free offense and swarming defense helped the Texans overcome seven penalties and a blocked field goal to beat the Buffalo Bills 21-9 at Reliant Stadium. Houston moved to 7-1, the best start in franchise history, and remained atop the AFC standings.

The Texans never trailed the Bills, but the game was close throughout. Houston led 7-0 after the first quarter, 7-6 at halftime and 14-9 after three quarters.

Texans RB **Arian Foster** notched his 20th career 100-yard game, rushing for 111 yards and a touchdown on 24 carries. WR **Andre Johnson** had his 40th career 100-yard game, with 118 yards on eight catches. TEs **Owen Daniels** and **Garrett Graham** both caught touchdown passes from QB **Matt Schaub**, who went 19-of-27 for 268 yards and two touchdowns (126.8 rating).

The Texans' defense did not allow a touchdown for the second time this season. DE **J.J. Watt** and OLBs **Connor Barwin** and **Whitney Mercilus** all sacked Bills QB **Ryan Fitzpatrick**, who was sacked only eight times all season coming into the game. Watt also had five quarterback hits, while Barwin had four. The Texans forced the Bills into three-and-outs on four of 11 possessions.

The Bills came into the game ranking third in the league with 150 rushing yards per game. The Texans limited them to 78 rushing yards, including 39 for **C.J. Spiller** and 21 for **Fred Jackson**. The Bills got into the red zone three times but came away with field goal attempts on each one.

The Texans got on the scoreboard with a 39-yard touchdown pass from Schaub to Daniels in the final minute of the first quarter. Daniels was wide open on the right side, and Schaub hit him in stride deep down the field for the score.

K **Rian Lindell** missed a 37-yard field goal attempt wide right on the Bills' first possession. Texans K **Shayne Graham** had a 46-yard attempt blocked by Bills DT **Alex Carrington** midway through the second quarter. Former Texan **Mario Williams** sacked Schaub to set the Texans up for the field goal attempt.

The Bills made two short field goals in the final two minutes of the first half. The second came after Watt sacked Fitzpatrick for a 6-yard loss to force the second field goal just before halftime, making it 7-6 at the break.

The Texans' defense forced a three-and-out to start the third quarter. Rookie WR **Keshawn Martin** had a 26-yard punt return, his longest of the season. Three plays later, Schaub hit Johnson for a 34-yard pass down the right sideline. Foster scored two plays later on a 3-yard touchdown run, his 10th of the season.

The Bills drove 56 yards in eight plays on the ensuing possession, ending up with a 39-yard field goal. The score was 14-9 until Schaub threw a five-yard touchdown pass to TE **Garrett Graham** on third and goal four minutes into the fourth quarter. That capped an 11-play, 68-yard drive.

The Texans then forced another three-and-out. Schaub led them on an 11-play, 60-yard drive that used up 5:48 of game clock. The drive ended in a turnover on downs after Kubiak decided to go for it on fourth-and-six from the Buffalo 30-yard line. Schaub went deep for Johnson to the end zone, but the pass was incomplete.

Buffalo got the ball back with 4:31 remaining and drove into Texans territory, but their progress was thwarted by Mercilus, who forced a fumble after Fitzpatrick scrambled for four yards. FS **Quintin Demps** recovered at the Texans' 32-yard line with 3:12 remaining.

The Bills got the ball one last time with 1:06 remaining. Four plays later, the game ended with Fitzpatrick getting sacked by Mercilus near midfield.

SCORING

SCORE BY PERIODS

	1	2	3	4	OT	Total
Buffalo Bills	0	6	3	0	-	9
Houston Texans	7	0	7	7	-	21

SCORING DRIVES

Team	Qtr	Time	Play Description (Extra Point) (Drive info)	BUF	HOU
Texans	1	0:36	O.Daniels 39 yd. pass from M.Schaub (S.Graham kick) (4-77, 2:00)	0	7
Bills	2	1:42	R.Lindell 22 yd. Field Goal (10-60, 4:40)	3	7
Bills	2	0:05	R.Lindell 38 yd. Field Goal (6-47, 0:47)	6	7
Texans	3	12:11	A.Foster 3 yd. run (S.Graham kick) (5-43, 2:16)	6	14
Bills	3	7:41	R.Lindell 39 yd. Field Goal (8-56, 4:30)	9	14
Texans	4	11:25	G.Graham 5 yd. pass from M.Schaub (S.Graham kick) (11-68, 6:30)	9	21

TEAM STATISTICS

	BILLS	TEXANS
TOTAL FIRST DOWNS	17	21
THIRD DOWN EFFICIENCY	2-11-18%	4-11-36%
FOURTH DOWN EFFICIENCY	1-1-100%	0-1-0%
TOTAL NET YARDS	304	374
NET YARDS RUSHING	74	118
NET YARDS PASSING	230	256
PASS ATTEMPTS-COMPLETIONS-HAD INTERCEPTED	38-25-0	27-19-0
KICKOFFS Number-In End Zone-Touchbacks	4-2-0	4-0-0
PUNTS Number and Average	5-49.4	5-49.4
Net Punting Average	42.6	42.0
FGs - PATs Had Blocked	0-0	1-0
TOTAL RETURN YARDAGE (Not Including Kickoffs)	37	34
PENALTIES Number and Yards	3-15	7-42
FUMBLES Number and Lost	1-1	0-0
TOUCHDOWNS	0	3
EXTRA POINTS Made-Attempts Kicking Made-Attempts	0-0	3-3
FIELD GOALS Made-Attempts	3-4	0-1
RED ZONE EFFICIENCY	0-3-0%	2-3-67%
GOAL TO GO EFFICIENCY	0-0-0%	2-2-100%
SAFETIES	0	0
TIME OF POSSESSION	25:57	34:03

INDIVIDUAL STATISTICS

RUSHING (Att-Yds): Buffalo, C. Spiller 6-39, Houston, A. Foster 19-98, F. Jackson 6-21, R. Fitzpatrick 5-14, B. Smith 1-0, Houston, A. Foster 24-111, J. Forsett 6-7, K. Martin 1-1, M. Schaub 1(-1).

PASSING (C-A-Y-I): Buffalo, R. Fitzpatrick 25-38-239-0, Houston, M. Schaub 19-27-268-0.

RECEIVING (Rec-Yds): Buffalo, D. Jones 6-65, C. Spiller 5-63, F. Jackson 5-14, S. Chandler 3-51, St. Johnson 3-29, T. Graham 2-4, D. Dickerson 1-13, Houston, A. Johnson 8-118, O. Daniels 4-62, J. Casey 3-49, K. Walter 2-28, G. Graham 2-11.

SACKS (Sk-Yds): Buffalo, M. Williams 1-0-4, K. Moore 1-0-8, Houston, W. Mercilus 2-0-2, J. Watt 1-0-6, C. Barwin 1-0-1.

INTERCEPTIONS (Int-Yds): None.

TACKLES (S-A-T): Buffalo, M. Williams 5-2-7, N. Bradham 4-2-6, K. Sheppard 2-4-6, J. Byrd 4-1-5, G. Wilson 3-2-5, A. Williams 3-1-4, N. Barnett 3-1-4, K. Williams 2-2-4, S. Gilmore 3-0-3, D. Searcy 3-0-3, L. McKelvin 3-0-3, M. Dareus 1-2-3, C. Kelsay 1-1-2, K. Moore 1-0-1, Sp. Johnson 1-0-1, B. Scott 0-1-1, A. Carrington 0-1-1, Houston, G. Quinn 8-1-9, B. James 3-4-7, D. Manning 6-1-7, J. Watt 5-2-7, C. Barwin 3-3-6, T. Dobbins 4-2-6, Q. Demps 4-1-5, J. Joseph 4-0-4, B. Reed 2-2-4, A. Smith 2-2-4, W. Mercilus 2-1-3, S. Cody 2-0-2, J. Crick 1-1-2, K. Jackson 2-0-2, E. Mitchell 0-2-2.

MISSED FIELD GOAL: Buffalo, R. Lindell 37WR. Houston, S. Graham 46B.



GAME 9: Houston 13, Chicago 6

62,410 • Soldier Field • Chicago, Ill. • Nov. 11, 2012

GAME SUMMARY

In a matchup of 7-1 teams, the Texans forced four turnovers and committed two of their own – all in the first half – against the Chicago Bears. Both teams had less than 250 yards of offense on a rainy, windy night at Soldier Field, but the Texans did just enough to emerge with a 13-6 victory.

Texans SS **Daniele Manning** had an interception and forced fumble in his return to Chicago, where he spent the first five seasons of his career. FS **Glover Quin** forced another fumble and CB **Kareem Jackson** had an interception. The Bears' defense had forced an NFL-best 28 turnovers heading into the game.

The Texans had a season-low 215 yards of offense. QB **Matt Schaub** threw for a season-low 95 yards and season-high two interceptions. RB **Arian Foster** scored the game's only touchdown on a 2-yard catch in the second quarter. Foster ran for 102 yards on 29 carries and had five catches for 15 yards, accounting for more than half of the Texans' offensive yardage.

The Texans knocked Bears QB **Jay Cutler** out of the game with a concussion in the second quarter. He went 7-of-14 for 40 yards, two interceptions and a 16.7 passer rating in the first half. **Jason Campbell** played the second half and was 11-of-19 for 94 yards.

Manning forced a fumble on the Bears' first play from scrimmage. Bears TE **Kellen Davis** gained 6 yards on a catch over the middle before Manning hit him with a jarring tackle, popping the ball loose. It was recovered by LB **Tim Dobbins** and returned 28 yards to the Chicago 28-yard line. The Texans wound up with a 20-yard field goal by K **Shayne Graham**.

The next four possessions ended with turnovers. First, Quin forced a fumble at the Houston 32-yard line after Bears RB **Michael Bush** ran for 11 yards up the middle on fourth-and-one. ILB **Bradie James** recovered at the 27-yard line.

Schaub was picked off by Bears CB **Tim Jennings** six plays later on a pass intended for rookie WR **Keshawn Martin**, who appeared to slip on the play. The Bears drove to the Houston 30-yard line, but Manning got the ball back for the Texans with an interception at the 6-yard line on a deep pass intended for **Brandon Marshall**.

Four plays later, Schaub was picked off by Jennings again, this time on a pass that sailed over **Andre Johnson**. The Bears converted the turnover into three points with a 51-yard field goal by **Robbie Gould** with 12:57 remaining in the second quarter.

Midway through the second quarter, the Texans put together a seven-play, 66-yard scoring drive, capped by Foster's touchdown catch. The score was set up by a 21-yard run by Foster and a 25-yard run by **Justin Forsett** that got the Texans into the red zone.

Cutler was picked off by Jackson at the Texans' 27-yard line with 1:23 remaining in the first half, securing a 10-3 halftime lead for the Texans.

The Texans had only 54 yards of offense in the second half. They didn't pick up a first down until the final minute of the third quarter on a 23-yard pass from Schaub to **Kevin Walter**. That came two plays after the Bears made it 10-6 with a 24-yard field goal.

The Bears almost made it a one-point game early in the fourth quarter, but Gould missed a 48-yard field goal off the left upright. The Texans then handed off to Foster five times for 17 yards, and Schaub hit TE **Garrett Graham** for an 11-yard catch to set up **Shayne Graham** for a 42-yard field goal that put the Texans up 13-6.

SCORING

SCORE BY PERIODS

	1	2	3	4	OT	Total
Houston Texans	3	7	0	3	-	13
Chicago Bears	0	3	3	0	-	6

SCORING DRIVES

Team	Qtr	Time	Play Description (Extra Point) (Drive info)	CHI	HOU
Texans	1	9:50	B. Tate 27 yd. run (N. Rackers kick) (9-82, 5:10)	0	7
Texans	1	8:13	S. Graham 20 yd. Field Goal (10-41, 4:57)	3	0
Bears	2	12:52	R. Gould 51 yd. Field Goal (4-5, 1:22)	3	3
Texans	2	4:14	A. Foster 2 yd. pass from M. Schaub (S. Graham kick) (7-66, 3:17)	10	3
Bears	3	1:55	R. Gould 24 yd. Field Goal (6-46, 3:20)	10	6
Texans	4	4:49	S. Graham 42 yd. Field Goal (6-29, 3:45)	13	6

TEAM STATISTICS

	TEXANS	BEARS
TOTAL FIRST DOWNS	13	8
THIRD DOWN EFFICIENCY	3-14-21%	2-13-15%
FOURTH DOWN EFFICIENCY	0-0-0%	0-2-0%
TOTAL NET YARDS	215	249
NET YARDS RUSHING	127	115
NET YARDS PASSING	88	134
PASS ATTEMPTS-COMPLETIONS-HAD INTERCEPTED	26-14-2	33-18-2
KICKOFFS Number-In End Zone-Touchbacks	4-0-0	3-3-0
PUNTS Number and Average	8-44-6	5-38.8
Net Punting Average	38.3	38.8
FGs - PATs Had Blocked	0-0	1-0
TOTAL RETURN YARDAGE (Not Including Kickoffs)	5	41
PENALTIES Number and Yards	3-35	5-49
FUMBLES Number and Lost	0-0	2-2
TOUCHDOWNS	1	0
EXTRA POINTS Made-Attempts Kicking Made-Attempts	1-1	0-0
FIELD GOALS Made-Attempts	2-2	2-3
RED ZONE EFFICIENCY	1-2-50%	0-1-0%
GOAL TO GO EFFICIENCY	1-2-50%	0-1-0%
SAFETIES	0	0
TIME OF POSSESSION	31:08	28:52

INDIVIDUAL STATISTICS

RUSHING (Att-Yds): Houston, A. Foster 29-102, J. Forsett 4-27, M. Schaub 2-(-2). Chicago, M. Forte 16-39, J. Cutler 3-37, M. Bush 3-34, J. Campbell 1-5.

PASSING (C-A-Y-I): Houston, M. Schaub 14-26-95-2. Chicago, J. Campbell 11-19-94-0, J. Cutler 7-14-40-2.

RECEIVING (Rec-Yds): Houston, A. Foster 5-15, A. Johnson 4-35, G. Graham 3-15, K. Walter 2-30. Chicago, B. Marshall 8-107, M. Spaeth 3-4, D. Hester 2-4, M. Forte 2-(-3), E. Bennett 1-9, K. Adams 1-7, K. Davis 1-6.

SACKS (Sk-Yds): Houston, none. Chicago, J. Peppers 1-7.

INTERCEPTIONS (Int-Yds): Houston, D. Manning 1-4, K. Jackson 1-1. Chicago, T. Jennings 2-10.

TACKLES (S-A-T): Houston, B. James 3-8-11, T. Dobbins 7-2-9, D. Manning 8-0-8, J. Joseph 6-1-7, G. Quin 6-0-6, C. Barwin 6-0-6, K. Jackson 4-0-4, E. Mitchell 3-1-4, B. McCain 2-1-3, B. Reed 1-2-3, W. Mercilus 1-1-2, J. Watt 2-0-2, Q. Demps 1-0-1, B. Ruud 0-1-1, A. Smith 0-1-1. Chicago, B. Urlacher 7-1-8, C. Tillman 6-0-6, H. Melton 4-2-6, M. Wright 5-0-5, I. Idonije 1-4-5, J. Peppers 4-0-4, L. Briggs 3-1-4, C. Conte 3-1-4, K. Hayden 2-1-3, N. Roach 2-0-2, C. Wootton 1-1-2, S. Paea 1-1-2, N. Collins 1-1-2, T. Jennings 1-0-1.

MISSED FIELD GOAL: Chicago, R. Gould 48LU.



GAME 10: Houston 43, Jacksonville 37 (OT)

71,676 • Reliant Stadium • Houston, Texas • Nov. 18, 2012

GAME SUMMARY

The Texans beat the Jacksonville Jaguars 43-37 in overtime at Reliant Stadium in a back-and-forth shootout with their AFC South rival.

Trailing 34-20 in the fourth quarter, the Texans scored two touchdowns in the final 5:39 of regulation to tie the game 34-34. Both teams scored field goals on their first possession of overtime. The Texans scored the final points on a 48-yard touchdown catch by WR **Andre Johnson** with 2:01 remaining in overtime. Johnson set franchise records with 14 catches for 273 yards on the day. He had the ninth-most receiving yards in a game in NFL history and the most since Terrell Owens' 283 for the San Francisco 49ers in 2000.

Texans QB **Matt Schaub** threw for 527 yards, tying Hall of Famer Warren Moon for the second-most in a game in NFL history. Schaub had five touchdown passes and was 43-of-55 with two interceptions and a 121.7 passer rating.

Schaub topped his own team record of 497 passing yards set in 2010 at Washington, also an overtime game. He also set the franchise single-game record for completions and had 17 consecutive completions from the fourth quarter to the beginning of overtime.

Jaguars QB **Blaine Gabbert** was knocked out of the game on the Jaguars' first possession on a sack from FS **Danial Manning** that forced a fumble recovered by ILB **Tim Dobbins**. Jaguars backup QB **Chad Henne** came in and threw for 354 yards and four touchdowns (126.8 rating) on 16-of-33 passing. Jaguars rookie WR **Justin Blackmon** had 236 yards and a touchdown on seven catches, marking the first time in NFL history two receivers had 200 yards in a single game.

Texans TE **Garrett Graham** caught two touchdown passes, both in the fourth quarter. Rookie WR **Keshawn Martin** and FB **James Casey** also had touchdown catches in the first half.

The game was tied 7-7 at the end of the first quarter and 17-17 at halftime. The Texans trailed 27-20 entering the fourth quarter.

SCORING

SCORE BY PERIODS

	1	2	3	4	OT	Total
Jacksonville Jaguars	7	10	10	7	3	37
Houston Texans	7	10	3	14	9	43

SCORING DRIVES

Team	Qtr	Time	Play Description (Extra Point) (Drive info)	JAC	HOU
Texans	1	12:15	K.Martin 9 yd. pass from M.Schaub (S.Graham kick) (5-84, 2:45)	0	7
Jaguars	1	2:56	M.Lewis 13 yd. pass from C.Henne (J.Scobee kick) (4-81, 1:32)	7	7
Jaguars	2	12:31	C.Shorts 67 yd. pass from C.Henne (J.Scobee kick) (4-81, 2:16)	14	7
Texans	2	7:52	J.Casey 1 yd. pass from M.Schaub (S.Graham kick) (8-48, 4:39)	14	14
Jaguars	2	2:53	J.Scobee 43 yd. Field Goal (8-44, 4:59)	17	14
Texans	2	1:12	S.Graham 42 yd. Field Goal (8-56, 1:41)	17	17
Jaguars	3	11:01	J.Scobee 40 yd. Field Goal (8-58, 3:59)	20	17
Jaguars	3	6:52	M.Lewis 1 yd. pass from C.Henne (J.Scobee kick) (5-11, 2:39)	27	17
Texans	3	2:15	S.Graham 27 yd. Field Goal (9-65, 4:37)	27	20
Jaguars	4	12:33	J.Blackmon 81 yd. pass from C.Henne (J.Scobee kick) (3-70, 1:23)	34	20
Texans	4	5:39	G.Graham 1 yd. pass from M.Schaub (S.Graham kick) (14-80, 6:54)	34	27
Texans	4	1:34	G.Graham 5 yd. pass from M.Schaub (S.Graham kick) (8-90, 2:18)	34	34
Texans	5	8:10	S.Graham 25 yd. Field Goal (14-73, 6:50)	34	37
Jaguars	5	4:21	J.Scobee 33 yd. Field Goal (11-53, 3:49)	37	37
Texans	5	2:01	A.Johnson 48 yd. pass from M.Schaub (2-53, 0:29) (2-53, 0:29)	37	43

TEAM STATISTICS

	JAGUARS	TEXANS
TOTAL FIRST DOWNS	17	39
THIRD DOWN EFFICIENCY	4-14-29%	4-11-36%
FOURTH DOWN EFFICIENCY	1-2-50%	0-0-0%
TOTAL NET YARDS	458	640
NET YARDS RUSHING	66	92
NET YARDS PASSING	372	504
PASS ATTEMPTS-COMPLETIONS-HAD INTERCEPTED	35-18-0	55-43-2
KICKOFFS Number-In End Zone-Touchbacks	9-9-4	8-4-2
PUNTS Number and Average	5-48.4	3-37.0
Net Punting Average	33.2	33.3
FGs - PATs Had Blocked	0-0	1-0
TOTAL RETURN YARDAGE (Not Including Kickoffs)	46	76
PENALTIES Number and Yards	6-54	2-20
FUMBLES Number and Lost	1-1	2-1
TOUCHDOWNS	4	5
EXTRA POINTS Made-Attempts Kicking Made-Attempts	4-4	4-4
FIELD GOALS Made-Attempts	3-3	3-5
RED ZONE EFFICIENCY	2-3-67%	4-7-57%
GOAL TO GO EFFICIENCY	1-2-50%	4-5-80%
SAFETIES	0	0
TIME OF POSSESSION	31:19	41:40

INDIVIDUAL STATISTICS

RUSHING (Att-Yds): Jacksonville, J. Parnelle 24-80, C. Henne 2-7, R. Jennings 3-(-1), Houston, A. Foster 28-77, J. Forsett 7-59.

PASSING (C-A-Y-I): Jacksonville, C. Henne 16-33-354-0, B. Gabbert 2-2-24-0. Houston, M. Schaub 43-55-527-2.

RECEIVING (Rec-Yds): Jacksonville, J. Blackmon 7-236, C. Shorts 3-81, M. Lewis 3-40, J. Parnelle 3-3, M. Spurlock 2-18. Houston, A. Johnson 14-273, G. Graham 8-82, O. Daniels 6-57, K. Walter 6-54, J. Casey 3-20, A. Foster 3-15, L. Jean 1-11, K. Martin 1-9, J. Forsett 1-6.

SACKS (Sk-Yds): Jacksonville, C. Mosley 2.0-23. Houston, J. Watt 1.0-6, D. Manning 1.0-0.

INTERCEPTIONS (Int-Yds): Jacksonville, D. Cox 1-16, P. Posluszny 1-2. Houston, none.

TACKLES (S-A-T): Jacksonville, D. Cox 16-0-16, R. Allen 11-4-15, P. Posluszny 9-6-15, D. Landry 6-2-8, C. Mosley 6-1-7, C. Prossini 3-3-6, K. Bosworth 5-0-5, A. Ross 3-1-4, J. Stanford 2-1-3, T. Alualu 2-0-2, T. Knighton 1-1-2, J. Chick 1-0-1, G. Selvie 1-0-1, A. Lane 0-1-1, J. Mincey 0-1-1. Houston, B. James 8-1-9, J. Watt 6-2-8, D. Manning 6-2-8, D. Sharpton 4-3-7, K. Jackson 5-0-5, G. Quin 3-0-3, B. McCain 2-0-2, J. Joseph 2-0-2, C. Barwin 1-1-2, B. Reed 1-1-2, J. Crick 2-0-2, E. Mitchell 1-0-1.

MISSED FIELD GOAL: Houston, S. Graham 50WL, 47 WL.



GAME 11: Houston 34, Detroit 31 (OT)

64,827 • Ford Field • Detroit, Mich. • Nov. 22, 2012

GAME SUMMARY

Less than 96 hours after beating the Jacksonville Jaguars in overtime at Reliant Stadium, the Texans outlasted the Detroit Lions in a Thanksgiving Day thriller at Ford Field. K **Shayne Graham** made a 32-yard field goal with 2:25 remaining in overtime to win the game 34-31. The Texans became the first team in NFL history to win two overtime games in five days.

Both teams turned the ball over once and missed field goals in overtime after the game had gone to sudden death. Graham missed wide left from 51 yards with 9:43 remaining in the extra period. Lions K **Jason Hanson** was no good off the right upright from 47 yards with 4:35 remaining. Two minutes later, Graham rebounded with the fifth game-winner of his career.

Texans WR **Andre Johnson** had nine catches for 188 yards, outdueling Detroit's **Calvin Johnson**, who had eight catches for 140. DE **J.J. Watt** had three sacks and two passes defended. Two of his sacks came on third down on back-to-back drives in the fourth quarter, both times knocking the Lions out of field goal range.

The Texans sent the game to overtime with a 15-play, 97-yard scoring drive in the closing minutes. Matt **Schaub** connected with Johnson four times for 64 yards on the drive before Arian **Foster** finished it off with a 1-yard touchdown run, tying the game at 31 with 1:55 remaining.

It was the second consecutive game in which the Texans scored a touchdown in the final two minutes to force overtime.

RB **Justin Forsett** scored on a controversial 81-yard touchdown in the third quarter that brought the Texans within 24-21. Forsett's knee and elbow hit the ground after an 8-yard gain, but the whistle never blew and he kept running all the way to the end zone. Because Lions head coach **Jim Schwartz** illegally challenged the play, it was not reviewable and the points remained on the board.

Playing without Pro Bowl CB **Johnathan Joseph**, who was inactive with a hamstring injury, the Texans trailed 21-14 at halftime. Calvin Johnson had 103 receiving yards and Detroit QB **Matthew Stafford** had 246 passing yards in the first half, with touchdown passes to Johnson and WR **Mike Thomas**. Foster and TE **Owen Daniels** scored in the first half for the Texans. The Lions scored two rushing touchdowns in the game, the first two allowed by the Texans all season.

For the second-straight game, the Texans' defense struggled early but stepped up in crunch time. They allowed just 10 points on nine possessions after halftime. The Lions crossed midfield on each of their final six drives and came away with zero points.

On the first play of overtime, Stafford completed a 40-yard pass to Ryan **Broyles** to the Houston 40-yard line. The Lions then gained eight yards on a catch by TE **Brandon Pettigrew**, which would have put Hanson comfortably in field goal range, but SS **Danial Manning** pried the ball loose for a fumble that was recovered by ILB **Darryl Sharpton**.

Graham missed his 51-yard attempt on the next drive, giving the Lions the ball at their own 41-yard line. Stafford completed a 14-yard pass to TE **Tony Scheffler** two plays later to the Houston 45, but the Texans did not allow another yard from there before forcing a punt.

Five plays later, Schaub was picked off at the Houston 43 by CB **Chris Houston**, who returned the ball to the 41. Scheffler caught a 14-yard pass to the 28. From there, NT **Earl Mitchell** tackled RB **Joiqe Bell** after a gain of two. Rookie OLB **Whitney Mercilus** tackled Bell for a 3-yard loss, pushing Hanson's field goal to a 47-yard attempt.

Hanson's miss kept the Texans alive, and they won the game six plays later. Schaub completed passes of 15 yards to FB **James Casey**, 23 yards to Johnson and 11 yards to Casey, to set up Graham for his game-winning field goal.

SCORING

SCORE BY PERIODS

	1	2	3	4	OT	Total
Houston Texans	0	14	10	7	3	34
Detroit Lions	7	14	3	7	0	31

SCORING DRIVES

Team	Qtr	Time	Play Description (Extra Point) (Drive info)	HOU	DET
Jaguars	1	13:38	A.Youbouty 38 yd. fumble return (J.Scobee kick)	0	7
Lions	1	9:58	M.Leshoure 2 yd. run (J.Hanson kick) (12-80, 5:02)	0	7
Texans	2	10:57	A.Foster 6 yd. run (S.Graham kick) (7-74, 3:42)	7	7
Lions	2	6:00	M.Thomas 5 yd. pass from M.Stafford (J.Hanson kick) (10-83, 4:57)	7	14
Texans	2	2:11	O.Daniels 9 yd. pass from M.Schaub (S.Graham kick) (8-75, 3:49)	14	14
Lions	2	1:49	C.Johnson 22 yd. pass from M.Stafford (J.Hanson kick) (2-59, 0:22)	14	21
Lions	3	7:03	J.Hanson 46 yd. Field Goal (12-50, 6:28)	14	24
Texans	3	6:35	J.Forsett 81 yd. run (S.Graham kick) (2-81, 0:28)	21	24
Texans	3	2:36	S.Graham 45 yd. Field Goal (7-40, 3:00)	24	24
Lions	4	13:31	J.Bell 23 yd. run (J.Hanson kick) (8-80, 4:05)	24	31
Texans	4	1:55	A.Foster 1 yd. run (S.Graham kick) (15-97, 5:43)	31	31
Texans	5	2:21	S.Graham 32 yd. Field Goal (6-49, 2:11)	34	31

TEAM STATISTICS

	TEXANS	LIONS
TOTAL FIRST DOWNS	26	29
THIRD DOWN EFFICIENCY	6-15-40%	9-18-50%
FOURTH DOWN EFFICIENCY	1-1-100%	0-0-0%
TOTAL NET YARDS	501	525
NET YARDS RUSHING	205	106
NET YARDS PASSING	296	419
PASS ATTEMPTS-COMPLETIONS-HAD INTERCEPTED	48-29-1	61-31-0
KICKOFFS Number-In End Zone-Touchbacks	7-5-4	6-5-1
PUNTS Number and Average	6-47.5	8-37.4
Net Punting Average	42.2	36.1
FGs - PATs Had Blocked	0-0	0-0
TOTAL RETURN YARDAGE (Not Including Kickoffs)	10	34
PENALTIES Number and Yards	8-65	7-70
FUMBLES Number and Lost	1-0	1-1
TOUCHDOWNS	4	4
EXTRA POINTS Made-Attempts Kicking Made-Attempts	4-4	4-4
FIELD GOALS Made-Attempts	2-3	1-2
RED ZONE EFFICIENCY	3-4-75%	2-2-100%
GOAL TO GO EFFICIENCY	2-2-100%	2-2-100%
SAFETIES	0	0
TIME OF POSSESSION	35:38	37:01

INDIVIDUAL STATISTICS

RUSHING (Att-Yds): Houston, A. Foster 20-102, J. Forsett 5-87, K. Martin 1-17, M. Schaub 2-(-1). Detroit, J. Bell 5-47, M. Leshoure 12-32, M. Thomas 1-14, M. Stafford 2-7, K. Smith 3-6.

PASSING (C-A-Y-I): Houston, M. Schaub 29-48-315-1. Detroit, M. Stafford 31-61-441-0.

RECEIVING (Rec-Yds): Houston, A. Johnson 9-188, A. Foster 5-15, J. Casey 4-38, O. Daniels 4-20, G. Graham 3-17, K. Walter 2-20, K. Martin 2-17. Detroit, C. Johnson 8-140, B. Pettigrew 8-74, R. Broyles 6-126, T. Scheffler 5-57, M. Leshoure 2-27, M. Thomas 2-17.

SACKS (Sk-Yds): Houston, J. Watt 3.0-22. Detroit, C. Avril 2.0-19.

INTERCEPTIONS (Int-Yds): Houston, none. Detroit, C. Houston 1-2.

TACKLES (S-A-T): Houston, D. Sharpton 5-8-13, D. Manning 9-0-9, G. Quin 7-1-8, B. James 5-2-7, J. Watt 6-0-6, A. Ball 5-0-5, C. Barwin 2-3-5, E. Mitchell 1-4-5, J. Crick 3-1-4, Q. Demps 3-1-4, W. Mercilus 4-0-4, K. Jackson 3-0-3, A. Smith 2-1-3, B. McCain 2-0-2. Detroit, S. Tulloch 12-3-15, J. Durant 7-1-8, E. Coleman 3-4-7, R. Silva 3-3-6, D. Florence 5-0-5, N. Fairley 5-0-5, L. Delmas 3-2-5, C. Houston 4-0-4, D. Levy 0-3-3, C. Avril 2-0-2, L. Jackson 2-0-2, W. Young 1-0-1, Sami.L Hill 0-1-1.

MISSED FIELD GOAL: Houston, S. Graham 51WV. Detroit, J. Hanson 47 RU.



GAME 12: Houston 24, Tennessee 10

69,143 • LP Field • Nashville, Tenn. • Dec. 2, 2012

GAME SUMMARY

The Texans beat the Tennessee Titans 24-10 at LP Field in Nashville, improving to 11-1 and clinching a playoff berth for the second consecutive season.

The Texans' defense was battered by injuries but led the way with a franchise-record six turnovers and a season-high six sacks. They did so without three injured cornerbacks and two starting linebackers.

DE **J.J. Watt** had one sack, one forced fumble and two passes defended, one of which was intercepted. FS **Glover Quin** and ILBs **Tim Dobbins** and **Darryl Sharpton** all had interceptions. Dobbins, DE **Antonio Smith** and rookie OLB **Whitney Mercilus** all recovered fumbles. Mercilus also had two sacks in his first-career start.

Texans WR **Lestar Jean** opened up the scoring with a 54-yard touchdown catch in the first quarter on the Texans' first drive. The Titans answered with a 37-yard field goal by **Rob Bironas** to make the score 7-3.

The Texans went up 14-3 late in the first quarter on a 5-yard touchdown catch by FB **James Casey**. One play earlier, they converted on fourth-and-one from the 11-yard line with a 6-yard run by **Arian Foster**. They led 21-3 at halftime after an interception by Dobbins deep in Titans territory set up Foster for a 2-yard touchdown run.

K **Shayne Graham** nailed a 50-yard field goal in the third quarter to make it 24-3. The Titans made it 24-10 late in the third quarter on a 34-yard touchdown catch by **Kenny Britt** from QB **Jake Locker**, but they would get no closer than that. The Texans forced a turnover on downs on back-to-back series in the fourth quarter before Sharpton picked off Locker with about two minutes remaining to ice the game.

Locker finished the game with a 49.2 passer rating. He was 21-of-45 for 309 yards with three interceptions and one touchdown. Texans QB **Matt Schaub**, who won for the 15th time in his last 16 starts, was 21-of-35 for 207 yards and two touchdowns. He was not sacked or intercepted. RB **Justin Forsett** led the Texans with 64 rushing yards on 14 carries (4.6 average).

The Texans lost CB **Brice McCain** to a foot injury in the first half. Because **Johnathan Joseph** was already out with a hamstring injury, that left the Texans with three healthy cornerbacks in **Kareem Jackson** and second-year players **Brandon Harris** and **Roc Carmichael**. The Texans also used a rotation of Sharpton, Dobbins and **Barrett Ruud** at inside linebacker with starter **Bradie James** out with an injury.

LT **Duane Brown** left the game with an apparent knee injury in the first half but returned after three plays. TE **Garett Graham** left the game in the first half with a concussion.

SCORING

SCORE BY PERIODS	1	2	3	4	OT	Total
Houston Texans	14	7	3	0	-	24
Tennessee Titans	3	0	7	0	-	10

SCORING DRIVES

Team	Qtr	Time	Play Description (Extra Point) (Drive info)	HOU	TEN
Texans	1	12:29	L. Jean 54 yd. pass from M. Schaub (S. Graham kick) (6-80, 2:31)	7	0
Titans	1	9:30	R. Bironas 37 yd. Field Goal (7-59, 2:59)		7
Texans	1	0:19	J. Casey 5 yd. pass from M. Schaub (S. Graham kick) (5-20, 1:48)	14	3
Texans	2	7:48	A. Foster 2 yd. run (S. Graham kick) (2-3, 0:47)	21	3
Texans	3	6:54	S. Graham 50 yd. Field Goal (4-4, 2:07)	24	3
Titans	3	1:34	K. Britt 34 yd. pass from J. Locker (R. Bironas kick) (4-80, 1:45)	24	10

TEAM STATISTICS

	TEXANS	TITANS
TOTAL FIRST DOWNS	16	17
THIRD DOWN EFFICIENCY	4-17-24%	4-15-27%
FOURTH DOWN EFFICIENCY	1-1-100%	0-2-0%
TOTAL NET YARDS	332	354
NET YARDS RUSHING	125	89
NET YARDS PASSING	207	309
PASS ATTEMPTS-COMPLETIONS-HAD INTERCEPTED	35-21-0	45-21-3
KICKOFFS Number-In End Zone-Touchbacks	5-3-3	3-2-2
PUNTS Number and Average	10-48.8	6-50.5
Net Punting Average	40.3	39.3
FGs - PATs Had Blocked	0-0	0-0
TOTAL RETURN YARDAGE (Not Including Kickoffs)	94	65
PENALTIES Number and Yards	11-97	4-35
FUMBLES Number and Lost	1-0	3-3
TOUCHDOWNS	3	1
EXTRA POINTS Made-Attempts Kicking Made-Attempts	3-3	1-1
FIELD GOALS Made-Attempts	1-1	1-1
RED ZONE EFFICIENCY	2-2-100%	0-2-0%
GOAL TO GO EFFICIENCY	2-2-100%	0-0-0%
SAFETIES	0	0
TIME OF POSSESSION	33:48	26:12

INDIVIDUAL STATISTICS

RUSHING (Att-Yds): Houston, J. Forsett 14-64, A. Foster 14-38, B. Tate 3-18, M. Schaub 4-5. Tennessee, C. Johnson 13-51, J. Locker 4-38.

PASSING (C-A-Y-I): Houston, M. Schaub 21-35-207-0. Tennessee, J. Locker 21-45-309-3.

RECEIVING (Rec-Yds): Houston, A. Johnson 5-56, A. Foster 5-15, K. Walter 4-33, O. Daniels 3-43, L. Jean 1-54, G. Graham 1-54, J. Casey 1-5, M. Schaub 1-(-6). Tennessee, K. Wright 6-78, J. Cook 4-51, C. Johnson 4-20, N. Washington 3-96, K. Britt 2-40, D. Williams 2-24.

SACKS (Sk-Yds): Houston, W. Mercilus 2-0-6, A. Smith 1-0-9, J. Watt 1-0-6, B. Ruud 1-0-8, TEAM 1-0-15.

INTERCEPTIONS (Int-Yds): Houston, G. Quin 1-22, T. Dobbins 1-7, D. Sharpton 1-(-2). Tennessee, none.

TACKLES (S-A-T): Houston, G. Quin 8-1-9, D. Sharpton 3-4-7, B. Harris 6-1-7, J. Watt 6-0-6, D. Manning 6-0-6, K. Jackson 4-2-6, R. Carmichael 5-0-5, B. Ruud 3-2-5, C. Barwin 2-2-4, T. Dobbins 3-0-3, A. Smith 3-0-3, Q. Demps 3-0-3, W. Mercilus 2-0-2, S. Cody 2-0-2, J. Crick 2-0-2, E. Mitchell, 0-1-1, T. McClain 0-1-1, . Tennessee, T. Shaw 5-2-7, J. Babineaux 5-1-6, J. McCorty 5-0-5, S. Marks 5-0-5, Z. Brown 4-1-5, J. Casey 2-3-5, W. Witherspoon 4-0-4, D. Morgan 2-2-4, A. Verner 3-0-3, M. Griffin 3-0-3, A. Ayers 2-1-3, M. Martin 2-0-2, J. Wynn 1-0-1, S. Solomon 1-0-1, R. Johnson 0-1-1, K. Wimbley 0-1-1.

MISSED FIELD GOAL: None.



GAME 13: New England 42, Houston 14

68,756 • Gillette Stadium • Foxborough, Mass. • Dec. 10, 2012

GAME SUMMARY

The Texans lost 42-14 to the New England Patriots on Monday Night Football at Gillette Stadium.

It was a lopsided affair from the get-go, with the Patriots scoring on each of their first three possessions on touch-down passes by **Tom Brady** to take a 21-0 lead. The Texans trailed 14-0 after the first quarter, 21-0 at halftime and 28-7 after the third quarter.

Brady went 21-of-35 for 296 yards and four touchdowns with no interceptions (125.4 rating). The Texans sacked him one time. Texans QB **Matt Schaub** was 19-of-32 for 232 yards with no touchdowns and an interception (68.8 rating). He was sacked twice. Both quarterbacks were replaced by their backups midway through the fourth quarter with the game well in hand.

The Texans were penalized seven times for 70 yards. Two of their defensive penalties came on third down in the first half, extending Patriots drives and leading to touchdowns. On offense, the Texans got into Patriots territory five times and into the red zone only twice on 13 possessions.

WR **Lestar Jean** dropped an over-the-shoulder pass on third down on the Texans' first drive. Brady drove the Patriots drove into Texans territory and threw an incomplete pass on third-and-six from the 34-yard line, but CB **Brandon Harris** was flagged for holding to extend the drive. Two plays later, RB **Stevan Ridley** fumbled at the 4-yard-line. CB **Kareem Jackson** was first to the ball but couldn't obtain possession, and the Patriots recovered at their own 7. Brady hit TE **Aaron Hernandez** for a touchdown pass on the very next play.

On the Texans' next drive, Schaub was picked off in the end zone by **Devin McCourty** on second-and-eight from the New England 21. The Patriots then drove 82 yards in three plays for a 37-yard touchdown catch by **Brandon Lloyd**.

After a three-and-out by the Texans, SS **Danial Manning** was flagged for pass interference on third down on the Patriots' next drive. Instead of having to punt, the Patriots scored three plays later on a 4-yard touchdown catch by Hernandez.

Down 21-0, the Texans drove into Patriots territory twice in the second quarter but turned the ball over on downs both times.

Five minutes into the third quarter, the Patriots went up 28-0 with a 63-yard touchdown pass from Brady to WR **Donte Stallworth**. Stallworth beat Harris on the play on third-and-10.

The Texans got on the scoreboard with a 1-yard touch-down run by **Arian Foster** with 6:12 remaining in the third quarter, making the score 28-7. That capped a seven-play, 88-yard scoring drive that was keyed by a 23-yard run by **Ben Tate** and 30-yard catch by **James Casey**.

The Patriots went up 35-7 with 14:15 remaining on a play that summed up the Texans' night. RB **Danny Woodhead** picked up 16 yards on a short pass to the right. DE **J.J. Watt** chased him down at the 10-yard line and forced a fumble. The ball popped forward and bounced into the end zone, and Lloyd recovered it for a touchdown to essentially ice the game.

Ridley scored on a 14-yard touchdown run on third down with 7:28 remaining. Texans S **Shiloh Keo** picked off **Ryan Mallett** at the New England 31-yard line with 3:01 remaining to set up a 1-yard touchdown run by Texans QB **T.J. Yates**.

SCORING

SCORE BY PERIODS	1	2	3	4	OT	Total
Houston Texans	0	0	7	7	-	14
New England Patriots	14	7	7	14	-	42

SCORING DRIVES

Team	Qtr	Time	Play Description (Extra Point) (Drive info)	HOU	NE
Patriots	1	9:27	A.Hernandez 7 yd. pass from T.Brady (S.Gostkowski kick) (7-56, 3:12)	0	7
Patriots	1	2:49	B.Lloyd 37 yd. pass from T.Brady (S.Gostkowski kick) (6-82, 2:41)	0	14
Patriots	2	11:01	A.Hernandez 4 yd. pass from T.Brady (S.Gostkowski kick) (8-70, 3:59)	0	21
Patriots	3	9:49	D.Stallworth 63 yd. pass from T.Brady (S.Gostkowski kick) (5-74, 1:05)	0	28
Texans	3	6:12	A.Foster 1 yd. run (S.Graham kick) (7-88, 3:37)	7	28
Patriots	4	14:15	B.Lloyd fumble recovery in end zone (S.Gostkowski kick) (9-72, 4:13)	7	35
Patriots	4	7:23	S.Ridley 14 yd. run (S.Gostkowski kick) (10-68, 4:24)	7	42
Texans	4	2:00	T.Yates 1 yd. run (S.Graham kick) (6-25, 1:01)	14	42

TEAM STATISTICS

	TEXANS	PATRIOTS
TOTAL FIRST DOWNS	19	27
THIRD DOWN EFFICIENCY	4-14-29%	6-12-50%
FOURTH DOWN EFFICIENCY	0-2-0%	0-0-0%
TOTAL NET YARDS	323	419
NET YARDS RUSHING	100	130
NET YARDS PASSING	223	289
PASS ATTEMPTS-COMPLETIONS-HAD INTERCEPTED	36-21-1	36-21-1
KICKOFFS Number-In End Zone-Touchbacks	3-2-2	7-7-5
PUNTS Number and Average	7-49.3	5-48.0
Net Punting Average	42.1	43.8
FGs - PATs Had Blocked	0-0	0-0
TOTAL RETURN YARDAGE (Not Including Kickoffs)	2	69
PENALTIES Number and Yards	7-70	6-56
FUMBLES Number and Lost	1-0	2-0
TOUCHDOWNS	2	6
EXTRA POINTS Made-Attempts Kicking Made-Attempts	2-2	6-6
FIELD GOALS Made-Attempts	1-1	1-1
RED ZONE EFFICIENCY	2-2-100%	3-3-100%
GOAL TO GO EFFICIENCY	2-2-100%	2-2-100%
SAFETIES	0	0
TIME OF POSSESSION	29:11	30:49

INDIVIDUAL STATISTICS

RUSHING (Att-Yds): Houston, A. Foster 15-46, B. Tate 8-46, J. Forsett 3-7, T. Yates 1-1. New England, S. Ridley 18-72, S. Vereen 8-40, B. Bolden 2-11, T. Brady 1-6, D. Woodhead 1-4, R. Mallett 3-(-3).

PASSING (C-A-Y-I): Houston, M. Schaub 19-32-232-1, T. Yates 2-4-15-0. New England, T. Brady 21-35-296-0, R. Mallett 0-1-0-1.

RECEIVING (Rec-Yds): Houston, A. Johnson 8-95, A. Foster 4-39, L. Jean 2-31, O. Daniels 2-24, J. Casey 1-30, D. Posey 1-19, J. Forsett 1-14, B. Tate 1-(-1), K. Martin 1-(-4). New England, A. Hernandez 8-58, B. Lloyd 7-89, W. Welker 3-52, D. Woodhead 2-34, D. Stallworth 1-63.

SACKS (Sk-Yds): Houston, W. Mercilus 1.0-7. New England, V. Wilfork 1.0-20, R. Ninkovich 0.5-2, T. Scott 0.5-2.

INTERCEPTIONS (Int-Yds): Houston, S. Keo 1-1. New England, D. McCourty 1-19.

TACKLES (S-A-T): Houston, D. Manning 3-4-7, G. Quin 2-5-7, B. James 1-5-6, D. Sharpton 1-4-5, E. Mitchell 0-5-5, J. Watt 2-2-4, B. Ruud 2-2-4, J. Crick 0-4-4, T. Dobbins 2-1-3, C. Barwin 1-2-3, Q. Demps 0-3-3, W. Mercilus 2-0-2, K. Jackson 1-1-2, B. Harris 1-1-2, S. Cody 0-2-2, B. Braman 0-1-1, A. Smith 0-1-1. New England, J. Mayo 6-1-7, D. Hightower 5-1-6, D. McCourty 5-0-5, R. Ninkovich 2-3-5, B. Deaderick 1-4-5, A. Dennard 4-0-4, S. Gregory 4-0-4, V. Wilfork 3-1-4, A. Talib 3-0-3, T. Scott 0-3-3, C. Jones 1-1-2, M. Cole 1-1-2, P. Chung 1-1-2, K. Arrington 1-0-1, B. Spikes 1-0-1, M. Rivera 1-0-1, T. Wilson 0-1-1.

MISSED FIELD GOALS: None.



GAME 14: Houston 29, Indianapolis 17

71,702 • Reliant Stadium • Houston, Texas • Dec. 15, 2012

GAME SUMMARY

The Texans clinched their second consecutive AFC South title with a 29-17 victory against the Indianapolis Colts at Reliant Stadium.

DE **J.J. Watt** had three sacks, six tackles for loss, 13 tackles and one forced fumble. WR **Andre Johnson** had 11 catches for 151 yards and a touchdown, RB **Arian Foster** had 27 carries for 165 yards and OLB **Bryan Braman** blocked a punt and recovered it for a touchdown in the win.

Colts rookie QB **Andrew Luck** threw two touchdown passes but was sacked five times. He threw for 186 yards and completed just 48 percent of his passes (13-of-28). Texans QB **Matt Schaub** was 23-of-31 (74 percent) for 261 yards and a touchdown with a passer rating of 109.7.

The Texans were 1-of-5 in the red zone (20 percent) and set-tered for five field goals by **Shayne Graham**. They were penalized nine times for 69 yards. They allowed the Colts to gain 5.0 yards per carry, including 18 carries for 105 yards (5.8 average) by rookie RB **Vick Ballard**.

The Texans' defense limited the Colts to 1-of-8 (13 percent) on third down and 1-of-3 (33 percent) in the red zone.

Schaub started the game with passes of nine and 52 yards to Johnson on the Texans' first two plays. The Texans stalled in the red zone and settled for a 29-yard field goal by Graham.

The Texans forced the Colts into a three-and-out on the next drive and then drove 57 yards in 13 plays to take a 10-0 lead on a 3-yard touchdown catch by Johnson on third-and-goal.

The Colts got two first downs on their next drive on defensive penalties by the Texans, but DE **Antonio Smith** and Watt sacked Luck to help force a punt. The Texans outgained the Colts 126-11 in the first quarter.

The Texans' defense came up big early in the second quarter. The Colts got the ball in Texans territory on back-to-back drives, first at the 38-yard line and then at the 34, but came away with only three points. Watt forced a fumble at the 1-yard line that was recovered by **Tim Dobbins** on the first drive. Watt had a 3-yard tackle for loss inside the 10-yard line on the next drive as the Colts settled for a 26-yard field goal.

The Texans responded with a 35-yard field goal to make the score 13-3 with 3:54 remaining in the second quarter. The kick was set up by a 36-yard catch by rookie WR **DeVier Posey**, who also absorbed a 13-yard personal foul penalty on S **Joe Lefeged** on the play.

With 1:54 remaining in the second quarter, Braman blocked a punt at the 8-yard line and recovered it for a touchdown. It was his second blocked punt of the season.

Just when it looked like a rout might be on, the Colts struck back two plays later with a 61-yard touchdown pass from Luck to a wide-open **T.Y. Hilton** over the middle. Graham hooked a 50-yard field goal attempt wide left on the final play of the second quarter to make the halftime margin 20-10.

The Texans added a 27-yard field goal early in the third quarter to cap an 11-play, 78-yard scoring drive on which Foster had six carries for 59 yards. The Colts cut the deficit to 23-17 with 2:37 remaining in the third quarter on an 8-yard touchdown pass from Luck to TE **Dwayne Allen**. Graham made a 46-yard field goal with 8:35 remaining to put the Texans up 26-17. Foster picked up 75 rushing yards on the Texans' next drive, helping to take 3:40 off the clock. That led to another short field goal by Graham, which made it a two-score game with 1:05 remaining.

OLB **Connor Barwin** sacked Luck on the Colts' next play, and the game ended without much drama three plays later. Texans coach **Gary Kubiak** was doused with a bucket of Gatorade by offensive linemen **Duane Brown** and **Chris Myers** as the final seconds ticked down on the Texans' division-clinching victory.

SCORING

SCORE BY PERIODS

	1	2	3	4	OT	Total
Indianapolis Colts	0	10	7	0	-	17
Houston Texans	10	10	3	6	-	29

SCORING DRIVES

Team	Qtr	Time	Play Description (Extra Point) (Drive info)	IND	HOU
Texans 1	11:47	S. Graham 29 yd. Field Goal (6-69, 3:13)		0	3
Texans 1	4:51	A. Johnson 3 yd. pass from M. Schaub (S. Graham kick) (13-57, 5:44)		0	10
Colts 2	6:12	A. Vinatieri 26 yd. Field Goal (7-26, 2:10)		3	10
Texans 2	3:50	S. Graham 35 yd. Field Goal (7-63, 2:22)		3	13
Texans 2	1:46	B. Braman 8 yd. return of blocked punt (S. Graham kick)		3	20
Colts 2	1:07	T. Hilton 61 yd. pass from A. Luck (A. Vinatieri kick) (2-74, 0:39)		10	20
Texans 3	7:33	S. Graham 27 yd. Field Goal (11-78, 6:20)		10	23
Colts 3	2:32	D. Allen 8 yd. pass from A. Luck (A. Vinatieri kick) (8-80, 5:01)		17	23
Texans 4	8:30	S. Graham 46 yd. Field Goal (7-11, 3:24)		17	26
Texans 4	1:05	S. Graham 33 yd. Field Goal (9-78, 3:40)		17	29

TEAM STATISTICS

	COLTS	TEXANS
TOTAL FIRST DOWNS	19	23
THIRD DOWN EFFICIENCY	1-8-13%	5-13-38%
FOURTH DOWN EFFICIENCY	0-0-0%	0-0-0%
TOTAL NET YARDS	272	417
NET YARDS RUSHING	124	178
NET YARDS PASSING	148	239
PASS ATTEMPTS-COMPLETIONS-HAD INTERCEPTED	27-13-0	31-23-0
KICKOFFS Number-In End Zone-Touchbacks	4-4-3	8-8-4
PUNTS Number and Average	6-40-3	3-42.3
Net Punting Average	38.3	36.3
FGs - PATs Had Blocked	0-0	0-0
TOTAL RETURN YARDAGE (Not Including Kickoffs)	18	12
PENALTIES Number and Yards	8-79	9-69
FUMBLES Number and Lost	1-1	0-0
TOUCHDOWNS	2	2
EXTRA POINTS Made-Attempts Kicking Made-Attempts	2-2	2-2
FIELD GOALS Made-Attempts	1-1	5-6
RED ZONE EFFICIENCY	1-3-33%	1-5-20%
GOAL TO GO EFFICIENCY	1-3-33%	1-2-50%
SAFETIES	0	0
TIME OF POSSESSION	26:54	33:06

INDIVIDUAL STATISTICS

RUSHING (Att-Yds): Indianapolis, V. Ballard 18-105, A. Luck 2-10, M. Moore 4-6, D. Allen 1-3, Houston, A. Foster 27-165, B. Tate 5-13.

PASSING (C-A-Yds): Indianapolis, A. Luck 13-27-186-0, Houston, M. Schaub 23-31-261-0.

RECEIVING (Rec-Yds): Indianapolis, T. Hilton 3-78, D. Avery 3-37, D. Allen 3-36, R. Wayne 3-14, C. Fleener 1-21, Houston, A. Johnson 11-151, O. Daniels 4-40, D. Posey 3-46, K. Walter 2-11, A. Foster 2-4, J. Casey 1-9.

SACKS (Sk-Yds): Indianapolis, A. Bethea 1.0-7, R. Mathis 1.0-8, D. Freeney 1.0-7, Houston, J. Watt 3.0-22, C. Barwin 1.0-7, A. Smith 1.0-9.

INTERCEPTIONS (Int-Yds): None.

TACKLES (S-A-T): Indianapolis, J. Freeman 8-2-10, V. Davis 9-0-9, A. Bethea 5-0-5, P. Angerer 5-0-5, D. Butler 5-0-5, C. Vaughn 4-0-4, C. Redding 4-0-4, J. Hughes 3-1-4, J. Lefeged 3-0-3, R. Mathis 2-0-2, D. Freeney 2-0-2, A. Johnson 2-0-2, M. Fokou 2-0-2, K. Heard 1-0-1, Houston, J. Watt 11-2-13, D. Manning 8-0-8, K. Jackson 5-1-6, B. James 3-3-6, G. Quinn 5-1-6, C. Barwin 3-2-5, T. Dobbins 1-3-4, W. Mercilus 1-3-4, E. Mitchell 1-3-4, D. Sharpton 2-1-3, S. Cody 0-2-2, J. Crick 1-1-2, J. Joseph 1-1-2, A. Smith 2-0-2, S. Keo 1-0-1.

MISSED FIELD GOALS: Houston, S. Graham 50WL.



GAME 15: Minnesota 23, Houston 6

71,688 • Reliant Stadium • Houston, Texas • Dec. 23, 2012

GAME SUMMARY

The Texans were held without a touchdown for the first time since 2006 in a 23-6 loss to Minnesota at Reliant Stadium. Houston had just 187 yards, their lowest total since opening day in 2009. They were 1-of-11 (nine percent) on third down and 0-of-1 in the red zone.

Houston held league-leading rusher **Adrian Peterson** in check, limiting him to 86 yards on 25 carries (3.4 average). But Vikings QB **Christian Ponder** was 16-of-30 for 174 yards and a touchdown. He also had 48 rushing yards, 14 more than the Texans as a team. The Vikings were 9-of-18 (50 percent) on third down.

The Texans went up 3-0 on the game's first drive with a 51-yard field goal by **Shayne Graham**. They picked up just one first down on their next five possessions, totaling 22 yards. They didn't score again until a 33-yard field goal by Graham in the final minute of the third quarter after the Vikings had reeled off 16 unanswered points.

Ponder put the Vikings up for good on their first drive with a 3-yard touchdown pass to TE **Kyle Rudolph**. He was 3-of-3 for 62 yards on the drive, which started with a false start penalty followed by a 20-yard run by Peterson.

The Texans drove into Vikings territory early in the second quarter, but Foster lost a fumble at the 23-yard line to quash a potential scoring drive. Twelve plays and 41 yards later, the Vikings took a 10-3 lead on a 56-yard field goal by rookie K **Blair Walsh**.

After two more three-and-outs by the Texans, the Vikings took a 13-3 halftime lead with 0:41 left in the second quarter on a 41-yard field goal by Walsh.

The third quarter started with a nine-play, 52-yard drive by the Vikings that ended with a 39-yard Walsh field goal. Ponder completed a 15-yard pass to WR **Jarius Wright** on third-and-10 near midfield on the drive, a play that was compounded by a 15-yard penalty on OLB **Whitney Mercilus** for roughing the passer.

The Texans went three-and-out again on their next drive. DE **J.J. Watt** sacked Ponder on the Vikings' next play, giving him 20.5 sacks on the season, and forced a fumble that **Bradie James** recovered at the Minnesota 45. But the Texans were unable to capitalize on the turnover and had to punt after a three-and-out.

On their next series, the Texans had first-and-goal at the 1-yard line after a 12-yard pass over the middle from Schaub to WR **Kevin Walter**.

Their next three plays were an incomplete pass, a run for no gain by **Ben Tate** and a sack for a loss of 14 yards. They settled for a 33-yard field goal with 30 seconds left in the third quarter and would not get past midfield after that.

The Vikings put the game out of reach with a 3-yard touchdown run by backup RB **Toby Gerhart** with 4:49 remaining, capping a 10-play, 64-yard drive. The Texans put in backup QB **T.J. Yates** on their next drive, and Yates was sacked from the blindside and lost a fumble on his second play.

Schaub finished the game 18-of-32 (56.3 percent) for 178 yards with a 72.1 passer rating. He was sacked three times. The Texans got into Vikings territory just four times and ran just 18 of their 53 plays on Minnesota's side of the field.

SCORING

SCORE BY PERIODS

	1	2	3	4	OT	Total
Minnesota Vikings	7	6	3	7	0	23
Houston Texans	3	0	3	0	0	6

SCORING DRIVES

Team	Qtr	Time	Play Description (Extra Point) (Drive info)	MIN	HOU
Texans	1	14:06	A.Foster 9 yd. run (N.Rackers kick) (2-17, 0:45)	7	0
Texans	1	10:50	S.Graham 51 yd. Field Goal (9-46, 4:10)	0	3
Vikings	1	6:19	K.Rudolph 3 yd. pass from C.Ponder (B.Walsh kick) (8-78, 4:31)	7	3
Vikings	2	8:15	B.Walsh 56 yd. Field Goal (12-41, 5:21)	10	3
Vikings	2	0:37	B.Walsh 41 yd. Field Goal (5-21, 1:02)	13	3
Vikings	3	11:31	B.Walsh 39 yd. Field Goal (9-52, 3:29)	16	3
Texans	3	0:26	S.Graham 33 yd. Field Goal (11-46, 5:17)	16	6
Vikings	4	4:44	T.Gerhart 3 yd. run (B.Walsh kick) (10-64, 6:01)	23	6

TEAM STATISTICS

	VIKINGS	TEXANS
TOTAL FIRST DOWNS	22	11
THIRD DOWN EFFICIENCY	9-18-50%	1-11-9%
FOURTH DOWN EFFICIENCY	0-1-0%	0-0-0%
TOTAL NET YARDS	345	187
NET YARDS RUSHING	174	34
NET YARDS PASSING	171	153
PASS ATTEMPTS-COMPLETIONS-HAD INTERCEPTED	30-16-0	33-18-0
KICKOFFS Number-In End Zone-Touchbacks	6-3-2	3-3-1
PUNTS Number and Average	4-45.5	7-50.4
Net Punting Average	41.5	43.3
FGs - PATs Had Blocked	0-0	0-0
TOTAL RETURN YARDAGE (Not Including Kickoffs)	50	16
PENALTIES Number and Yards	5-52	9-60
FUMBLES Number and Lost	1-1	3-2
TOUCHDOWNS	2	0
EXTRA POINTS Made-Attempts Kicking Made-Attempts	2-2	0-0
FIELD GOALS Made-Attempts	3-3	2-2
RED ZONE EFFICIENCY	2-4-50%	0-1-0%
GOAL TO GO EFFICIENCY	2-2-100%	0-1-0%
SAFETIES	0	0
TIME OF POSSESSION	34:46	25:14

INDIVIDUAL STATISTICS

RUSHING (Att-Yds): Minnesota, A. Peterson 25-86, C. Ponder 7-48, T. Gerhart 8-31, J. Wright 1-8, M. Asiata 1-1. Houston, B. Tate 4-17, A. Foster 10-15, J. Forsett 1-4, T. Yates 1(-2).

PASSING (C-A-Y-I): Minnesota, C. Ponder 16-30-174-0. Houston, M. Schaub 18-32-178-0, T. Yates 0-1-0-0.

RECEIVING (Rec-Yds): Minnesota, J. Wright 5-53, J. Simpson 4-32, K. Rudolph 3-39, M. Jenkins 2-41, T. Gerhart 1-5, A. Peterson 1-4. Houston, A. Johnson 7-97, O. Daniels 3-27, A. Foster 2-14, G. Graham 2-14, K. Walter 1-12, D. Posey 1-6, J. Casey 1-6, B. Tate 1-2.

SACKS (Sk-Yds): Minnesota, J. Allen 1-0-2, F. Evans 1-0-14, H. Smith 1-0-0, A. Winfield 1-0-9. Houston, J. Watt 1-0-3.

INTERCEPTIONS (Int-Yds): Minnesota, none. Houston, none.

TACKLES (S-A-T): Minnesota, H. Smith 7-0-7, A. Winfield 5-0-5, A. Jefferson 5-0-5, C. Greenway 4-1-5, F. Evans 3-0-3, J. Brinkley 3-0-3, K. Williams 3-0-3, E. Henderson 2-1-3, J. Allen 1-0-1, E. Griffen 1-0-1, C. Cook 1-0-1, M. Raymond 1-0-1. Houston, G. Quinn 1-0-10, A. Smith 5-0-5, J. Joseph 5-0-5, T. Dobbins 4-1-5, D. Manning 4-1-5, B. James 3-2-5, B. Reed 4-0-4, K. Jackson 3-1-4, J. Watt 3-0-3, B. Harris 2-1-3, C. Barwin 2-1-3, D. Sharpton 2-0-2, E. Mitchell 1-0-1, S. Keo 1-0-1, J. Crick 1-0-1, W. Mercilus 0-1-1, B. Ruud 0-1-1.

MISSED FIELD GOAL: None.



GAME 16: Indianapolis 28, Houston 16

66,957 • Lucal Oil Stadium • Indianapolis, Ind. • Dec. 30, 2012

GAME SUMMARY

The Texans lost 28-16 to the Indianapolis Colts at Lucas Oil Stadium to finish the regular season 12-4 and squandered a chance to clinch home-field advantage throughout the AFC playoffs.

The Texans fell from the first to third seed in the AFC following victories by the Denver Broncos and New England Patriots on later in the afternoon.

Houston scored just one touchdown and three field goals on six trips inside the Colts' 30-yard line. QB **Matt Schaub** was sacked a season-high four times and threw two interceptions. Houston was penalized nine times for 64 yards.

The Colts, who were locked into the No. 5 seed in the AFC, did not rest any starters in coach **Chuck Pagano's** emotional return from leukemia. They led 14-6 at halftime. The Texans scored next on a 13-yard touchdown run by **Arian Foster** and took their first lead, 16-14, on a 37-yard field goal by **Shayne Graham** with 5:22 remaining in the third.

That lead lasted all of 12 seconds. Indy's **Deji Karim** returned the ensuing kickoff 101 yards for a touchdown, darting untouched through the middle of the Texans' coverage unit. The Colts then went ahead 28-16 with 11:22 remaining in the fourth quarter on a 70-yard touchdown pass from **Andrew Luck** to **WR T.Y. Hilton** on third-and-23.

The Texans looked poised to answer on their next drive after a 38-yard kickoff return by **Keshawn Martin**. Schaub completed three consecutive passes for 41 yards to the Indy 30-yard line. Two plays later, Schaub overthrew **Andre Johnson** down the left sideline and was picked off by CB **Vontae Davis** in the end zone with 9:46 remaining. The Colts ran out the remainder of the clock with a 15-play, 63-yard drive.

Johnson had 12 catches for 141 yards in the loss. Foster had 16 carries for 96 yards and a touchdown. DE **J.J. Watt** had four tackles for loss but did not have a sack, leaving him two shy of the NFL single-season sack record.

The Texans were 5-of-11 on third down (45 percent) but allowed the Colts to convert 9-of-15 (60 percent). They did not force any turnovers. Early in the second quarter, Watt and OLB **Connor Barwin** sacked Luck and forced a fumble that **Whitney Mercilus** recovered at the Indianapolis 14, but the play was overturned after officials determined that Luck's hand was going forward as the ball came loose.

The Colts took a 7-0 lead on the game's first possession with a 1-yard touchdown pass from Luck to TE **Coby Fleener**, capping a 13-play, 75-yard drive. The Texans cut the deficit to 7-6 early in the second quarter with field goals of 51 and 37 yards by Graham.

Colts RB **Vick Ballard** scored a 1-yard rushing touchdown with two minutes left in the first half, six plays after Schaub was picked off by Davis for the first time. The Texans scored on their first two possessions of the second half before their next three drives ended in a three-and-out, missed 52-yard field goal and interception.

SCORING

SCORE BY PERIODS

	1	2	3	4	OT	Total
Houston Texans	3	3	10	0	0	16
Indianapolis Colts	7	7	7	7	0	28

SCORING DRIVES

Team	Qtr	Time	Play Description (Extra Point) (Drive info)	HOU	IND
Colts	1	7:51	C.Fleener 1 yd. pass from A.Luck (A.Vinatieri kick) (13-75, 7:09)	0	7
Texans	1	0:06	S.Graham 51 yd. Field Goal (14-48, 7:45)	3	7
Texans	2	10:22	S.Graham 37 yd. Field Goal (5-44, 2:28)	6	7
Colts	2	2:00	V.Ballard 1 yd. run (A.Vinatieri kick) (6-39, 2:05)	6	14
Texans	3	9:25	A.Foster 13 yd. run (S.Graham kick) (12-84, 5:35)	13	14
Texans	3	5:22	S.Graham 37 yd. Field Goal (7-55, 2:28)	16	14
Colts	3	5:10	D.Karim 101 yd. kickoff return (A.Vinatieri kick) (0-0, 0:12)	16	21
Colts	4	11:22	T.Hilton 70 yd. pass from A.Luck (A.Vinatieri kick) (3-57, 1:51)	16	28

TEAM STATISTICS

	TEXANS	COLTS
TOTAL FIRST DOWNS	19	19
THIRD DOWN EFFICIENCY	5-11-45%	9-15-60%
FOURTH DOWN EFFICIENCY	0-0-0%	0-0-0%
TOTAL NET YARDS	352	265
NET YARDS RUSHING	102	81
NET YARDS PASSING	250	184
PASS ATTEMPTS-COMPLETIONS-HAD INTERCEPTED	36-24-2	28-14-0
KICKOFFS Number-In End Zone-Touchbacks	5-4-1	5-5-1
PUNTS Number and Average	2-50.5	5-42.0
Net Punting Average	41.0	37.4
FGs - PATs Had Blocked	0-0	0-0
TOTAL RETURN YARDAGE (Not Including Kickoffs)	23	45
PENALTIES Number and Yards	9-64	3-24
FUMBLES Number and Lost	0-0	0-0
TOUCHDOWNS	1	4
EXTRA POINTS Made-Attempts Kicking Made-Attempts	1-1	4-4
FIELD GOALS Made-Attempts	3-4	0-0
RED ZONE EFFICIENCY	1-3-33%	2-3-67%
GOAL TO GO EFFICIENCY	0-0-0%	2-2-100%
SAFETIES	0	0
TIME OF POSSESSION	28:51	31:09

INDIVIDUAL STATISTICS

RUSHING (Att-Yds): Houston, A. Foster 16-96, B. Tate 2-7, M. Schaub 2-(-1). Indianapolis, V. Ballard 27-78, D. Allen 1-2, A. Luck 5-1.

PASSING (C-A-Yd): Houston, M. Schaub 24-36-275-2. Indianapolis, A. Luck 14-28-191-0.

RECEIVING (Rec-Yds): Houston, A. Johnson 12-141, K. Walter 3-51, O. Daniels 3-27, A. Foster 2-23, J. Casey 2-11, D. Posey 1-16, G. Graham 1-6. Indianapolis, T. Hilton 4-111, R. Wayne 4-40, D. Allen 2-21, V. Ballard 2-9, M. Moore 1-9, C. Fleener 1-1.

SACKS (Sk-Yds): Houston, A. Smith 1.0-7. Indianapolis, L. Guy 1.0-8, D. Freeneey 1.0-6, C. Geathers 1.0-9, J. Westerman 1.0-2.

INTERCEPTIONS (Int-Yds): Houston, none. Indianapolis, V. Davis 2-26.

TACKLES (S-A-T): Houston, K. Jackson 6-2-8, B. James 5-3-8, G. Quin 3-2-5, A. Smith 4-0-4, J. Watt 4-0-4, B. Ruud 3-1-4, C. Barwin 2-2-4, E. Mitchell 2-1-3, D. Manning 1-2-3, Q. Demps 2-0-2, J. Crick 1-0-1, D. Sharpton 0-1-1, T. Dobbins 0-1-1, W. Mercilus 0-1-1. Indianapolis, C. Vaughn 10-0-10, J. Freeman 7-3-10, A. Bethea 6-0-6, V. Davis 5-0-5, R. Mathis 3-0-3, P. Angerer 1-2-3, L. Guy 2-0-2, D. Freeneey 2-0-2, M. Tevaseu 1-1-2, J. Lefeged 0-2-2, C. Geathers 1-0-1, J. Westerman 1-0-1, R. Matthews 1-0-1, J. Hughes 1-0-1, D. Butler 1-0-1.

MISSED FIELD GOAL: Houston, S. Graham (52WR).



AFC WILD CARD: Houston 19, Cincinnati 13

71,738 • Reliant Stadium • Houston, Texas • Jan. 5, 2013

GAME SUMMARY

The Texans overcame a stagnant red-zone offense with a dominant defense and running game to beat the Cincinnati Bengals 19-13 in a Wild Card playoff game at Reliant Stadium.

In a rematch of last year's Wild Game at Reliant Stadium, which the Texans won 31-10, Houston dominated Cincinnati just about everywhere but the scoreboard. They outgained the Bengals 420-198 and controlled the ball for 38:49. The game stayed close to the end because the Texans were 1-of-4 in the red zone and settled for four field goals.

After finishing the season on a 1-3 skid, the Texans (13-4) went back to a familiar formula to pound the Bengals (10-7). RB **Arian Foster** carried 32 times for 140 yards and a touchdown. The defense allowed just two field goals, pressured QB **Andy Dalton** constantly and held the Bengals to 0-of-9 on third down.

Dalton finished the game with 127 passing yards, one interception and a passer rating of 44.7. The Bengals' lone touchdown came on a **Matt Schaub** pick-six in the second quarter. Schaub played an otherwise efficient game, going 29-of-38 for 262 yards with an 83.4 passer rating in his first-career playoff start. Schaub missed the Texans' inaugural playoff run last season with a broken foot.

A raucous sellout crowd of 71,738, a franchise record for attendance, helped the Texans set the tone from the start of the game. They went ahead 3-0 on the game-opening drive and trailed only for a seven-minute period in the second quarter.

The Texans outgained the Bengals 250-53 in the first half but led just 9-7 after stalling twice in the red zone in the second quarter, leading to two **Shayne Graham** field goals from within 30 yards.

Schaub was picked off on third-and-three from the Houston 19-yard line in the second quarter. CB **Leon Hall** stepped in front of a pass in the left flat intended for FB **James Casey** and returned it 21 yards for a touchdown with 9:30 remaining in the second quarter. That put the Bengals up 7-6 despite having only 29 yards of offense.

The second half started with the Texans' defense forcing a three-and-out and the Texans' offense scoring its only touchdown. Foster ran it in from 1 yard out on second-and-goal to cap a six-play, 46-yard scoring drive.

Joseph picked off Dalton late in the third quarter, giving the Texans the ball back at the Cincinnati 26. The Texans could not convert the turnover into a touchdown but came away with another short field goal, this one from 24 yards, to go up 19-10.

The Bengals cut the deficit to 19-13 with a 47-yard field goal by Josh Brown on their next drive. They got the ball back with 6:15 remaining and a chance to take the lead, but the Texans forced a turnover on downs on fourth-and-11 from the Houston 36 when Joseph and S **Shiloh Keo** tackled WR **Marvin Jones** after an 8-yard gain.

The Texans ran out the remaining 2:44. Head Coach **Gary Kubiak** called for a play-action pass on third-and-two from the Houston 36 with 2:33 remaining, and TE **Garrett Graham** made a 7-yard catch in traffic to move the chains. Foster ran 10 yards for another first down two plays later to ice the game and send the Texans on to the Divisional Round.

Texans TE **Owen Daniels** had a game-high nine catches for 91 yards. DE **J.J. Watt** and OLB **Brooks Reed** both sacked Dalton. CB **Johnathan Joseph**, who played for the Bengals from 2006-10, had an interception against his former team in the playoffs for the second consecutive year. Texans WR **Andre Johnson** had four catches for 62 yards.

SCORING

SCORE BY PERIODS	1	2	3	4	OT	Total
Cincinnati Bengals	0	7	3	3	-	13
Houston Texans	3	6	7	3	-	19

SCORING DRIVES

Team	Qtr	Time	Play Description (Extra Point) (Drive info)	CIN	HOU
Texans	1	7:49	S. Graham 48 yd. Field Goal (9-65, 4:19)	0	3
Texans	2	13:07	S. Graham 27 yd. Field Goal (12-60, 7:05)	0	6
Bengals	2	9:30	L. Hall 21 yd. interception return (J. Brown kick)	7	6
Texans	2	2:19	S. Graham 22 yd. Field Goal (13-76, 7:11)	7	9
Texans	3	10:31	A. Foster 1 yd. run (S. Graham kick) (6-51, 3:20)	7	16
Bengals	3	7:48	J. Brown 34 yd. Field Goal (7-64, 2:43)	10	16
Texans	4	14:17	S. Graham 24 yd. Field Goal (8-20, 3:49)	10	19
Bengals	4	9:03	J. Brown 47 yd. Field Goal (10-32, 5:14)	13	19

TEAM STATISTICS

	BENGALS	TEXANS
TOTAL FIRST DOWNS	12	24
THIRD DOWN EFFICIENCY	0-9-0%	8-17-47%
FOURTH DOWN EFFICIENCY	1-2-50%	0-1-0%
TOTAL NET YARDS	198	420
NET YARDS RUSHING	80	158
NET YARDS PASSING	118	262
PASS ATTEMPTS-COMPLETIONS-HAD INTERCEPTED	30-14-1	38-29-1
KICKOFFS Number-In End Zone-Touchbacks	4-4-2	6-5-0
PUNTS Number and Average	5-46.6	3-42.0
FGs - PATs Had Blocked	0-0	0-0
Net Punting Average	43.8	38.0
TOTAL RETURN YARDAGE (Not Including Kickoffs)	33	28
PENALTIES Number and Yards	5-51	7-55
FUMBLES Number and Lost	1-0	0-0
TOUCHDOWNS	1	1
EXTRA POINTS Made-Attempts	1-1	1-1
FIELD GOALS	2-2	4-4
RED ZONE EFFICIENCY	0-1-0%	1-4-25%
GOAL TO GO EFFICIENCY	0-0-0%	1-2-50%
SAFETIES	0	0
TIME OF POSSESSION	21:11	38:49

INDIVIDUAL STATISTICS

RUSHING (Att-Yds): Cincinnati, B. Green-Ellis 11-63, A. Dalton 4-15, B. Leonard 1-2. Houston, A. Foster 32-140, K. Martin 1-16, M. Schaub 4-1, B. Tate 2-1.

PASSING (C-A-Y-I): Cincinnati, A. Dalton 14-30-127-1. Houston, M. Schaub 29-38-262-1.

RECEIVING (Rec-Yds): Cincinnati, A. Green 5-80, M. Jones 3-34, A. Hawkins 2-15, J. Gresham 2-7, B. Green-Ellis 2-(-9). Houston, O. Daniels 9-91, A. Foster 8-34, A. Johnson 4-62, K. Walter 4-26, G. Graham 3-29, J. Casey 1-20.

SACKS (Sk-Yds): Cincinnati, None. Houston, B. Reed 1.0-0, J. Watt 1.0-9.

INTERCEPTIONS (Int-Yds): Cincinnati, none. Houston, J. Joseph 1-14.

TACKLES (S-A-T): Cincinnati, R. Nelson 9-1-10, R. Maulalga 6-4-10, N. Clements 8-1-9, T. Newman 7-0-7, V. Burfict 4-2-6, L. Hall 4-0-4, P. Sims 4-0-4, D. Peko 3-1-4, R. Geathers 2-2-4, C. Dunlap 2-1-3, G. Atkins 1-2-3, M. Lawson 2-0-2, E. Lamur 1-1-2, M. Johnson 1-1-2, A. Jones 1-0-1, D. Skuta 1-0-1, W. Gilberry 0-1-1. Houston, J. Watt 5-0-5, J. Joseph 5-0-5, B. James 4-0-4, S. Keo 2-2-4, B. Reed 3-0-3, G. Quin 2-0-2, K. Jackson 2-0-2, C. Barwin 2-0-2, A. Smith 2-0-2, B. Harris 1-0-1, D. Manning 1-0-1, B. Ruud 1-0-1, E. Mitchell 1-0-1.

MISSED FIELD GOALS: None.



AFC DIVISIONAL: New England 41, Houston 28

68,756 • Reliant Stadium • Houston, Texas • Jan. 13, 2013

GAME SUMMARY

For the second consecutive year, the Texans' season ended with a road loss in the Divisional Round of the playoffs.

The Texans lost 41-28 to the New England Patriots at Gillette Stadium, coming up one victory short of hosting the AFC Championship Game in Houston.

The Texans scored 10 points in the final 1:15 of the second quarter, including a 55-yard field goal by **Shayne Graham** on the final play of the first half, to cut the deficit to 17-13 at halftime. The Patriots then went on a 21-0 run to start the second half and build a 38-13 lead with 13:07 remaining.

Texans RB **Arian Foster** had 153 yards from scrimmage and two touchdowns. QB **Matt Schaub** was 34-of-51 for 363 yards with two touchdowns and one interception. Both of his touchdowns came in the game's final 12 minutes.

Patriots QB **Tom Brady** was 25-of-40 for 344 yards and three touchdowns and was sacked just once. RB **Shane Vereen** had 165 total yards and three touchdowns, including two receiving. The Patriots were 6-of-13 (46 percent) on third down, while the Texans were 4-of-15 (27 percent).

The game started with a 94-yard kickoff return by Texans S **Daniele Manning** to the New England 12-yard line. But the Texans had to settle for a 27-yard field goal by Graham after FB **James Casey** dropped a touchdown pass on second down and Schaub overthrew **Andre Johnson**, who was open in the middle of the end zone, on third down.

The Patriots then stormed out to a 17-3 lead with a 1-yard touchdown run by Vereen, a 37-yard field goal by **Stephen Gostkowski** and an 8-yard touchdown catch by Vereen with 3:38 left in the first half.

Foster ran for a 1-yard touchdown with 1:15 remaining in the second quarter to cap a five-play, 47-yard scoring drive. The Texans' defense forced a three-and-out, and Graham made a career-long 55-yard field goal as time expired in the second quarter.

That was the closest the Texans would get. Patriots RB **Stevan Ridley** ran 8 yards for a touchdown on the first series of the third quarter. Schaub was picked off by DE **Rob Ninkovich** at the New England 31-yard line with 4:14 left in the period. The Patriots converted the turnover into seven points with a 5-yard touchdown catch by WR **Brandon Lloyd**.

Down 31-13 early in the fourth quarter, the Texans went for it twice on fourth-and-one from deep in their own territory. They converted the first one with a 1-yard run by Foster from the Houston 23-yard line. Four plays later, Schaub threw an incomplete pass on fourth-and-one. Brady capitalized with a 33-yard scoring pass to Vereen on the next play.

The Texans made it 38-20 less than two minutes later with a 25-yard touchdown catch by rookie WR **DeVier Posey**. The pass initially was ruled incomplete, but officials overturned the call after a challenge by **Gary Kubiak**. Posey tipped the ball to himself before catching it on his back in the end zone.

After a three-and-out by the Patriots, the Texans drove 79 yards in 11 plays for a touchdown. Foster caught a 1-yard scoring pass from Schaub on fourth-and-goal, and Johnson made a leaping catch on the two-point conversion to make it 38-28 with 5:11 remaining. The Patriots recovered the ensuing onside kick and ran 3:57 off the clock, ending up with a 38-yard field goal with 1:14 remaining for the game's final score.

TE **Owen Daniels** had nine catches for 81 yards. Johnson totaled eight for 95. DE **J.J. Watt** had four tackles and half a sack, which he split with OLB **Brooks Reed**.

SCORING

SCORE BY PERIODS

	1	2	3	4	OT	Total
Houston Texans	3	10	0	15	-	28
New England Patriots	7	10	14	10	-	41

SCORING DRIVES

Team	Qtr	Time	Play Description (Extra Point) (Drive info)	HOU	NE
Texans	1	13:57	S.Graham 27 yd. Field Goal (4-3, 1:03)	3	0
Patriots	1	1:28	S.Vereen 1 yd. run (S.Gostkowski kick) (6-65, 3:01)	3	7
Patriots	2	10:16	S.Gostkowski 37 yd. Field Goal (11-65, 3:51)	3	10
Patriots	2	3:38	S.Vereen 8 yd. pass from T.Brady (S.Gostkowski kick) (7-80, 2:56)	3	17
Texans	2	1:15	A.Foster 1 yd. run (S.Graham kick) (5-47, 2:23)	10	17
Texans	2	0:00	S.Graham 55 yd. Field Goal (5-25, 0:24)	13	17
Patriots	3	11:30	S.Ridley 8 yd. run (S.Gostkowski kick) (7-69, 3:30)	13	24
Patriots	3	1:21	B.Lloyd 5 yd. pass from T.Brady (S.Gostkowski kick) (6-63, 2:53)	13	31
Patriots	4	13:07	S.Vereen 33 yd. pass from T.Brady (S.Gostkowski kick) (1-33, 0:06)	13	38
Texans	4	11:35	D.Posey 25 yd. pass from M.Schaub (S.Graham kick) (5-37, 1:32)	20	38
Texans	4	5:11	A.Foster 1 yd. pass from M.Schaub (M.Schaub-A.Johnson pass) (11-79, 4:47)	28	38
Patriots	4	1:14	S.Gostkowski 38 yd. Field Goal (9-27, 3:57)	28	41

TEAM STATISTICS

	TEXANS	PATRIOTS
TOTAL FIRST DOWNS	25	24
THIRD DOWN EFFICIENCY	4-15-27%	6-13-46%
FOURTH DOWN EFFICIENCY	3-4-75%	0-0-0%
TOTAL NET YARDS	425	457
NET YARDS RUSHING	91	122
NET YARDS PASSING	334	335
PASS ATTEMPTS-COMPLETIONS-HAD INTERCEPTED	51-34-1	40-25-0
KICKOFFS Number-In End Zone-Touchbacks	5-1-1	8-6-3
PUNTS Number and Average	5-36.4	5-52.8
FGs - PATs Had Blocked	0-0	0-0
Net Punting Average	32.4	49.4
TOTAL RETURN YARDAGE (Not Including Kickoffs)	17	6
PENALTIES Number and Yards	3-20	5-56
FUMBLES Number and Lost	3-0	0-0
TOUCHDOWNS	3	5
EXTRA POINTS Made-Attempts	3-3	5-5
FIELD GOALS	2-2	2-2
RED ZONE EFFICIENCY	2-3-67%	4-6-67%
GOAL TO GO EFFICIENCY	2-2-100%	3-3-100%
SAFETIES	0	0
TIME OF POSSESSION	31:24	28:36

INDIVIDUAL STATISTICS

RUSHING (Att-Yds): Houston, A. Foster 22-90, M. Schaub 1-1. New England, S. Ridley 15-82, S. Vereen 7-41, D. Woodhead 1-0, T. Brady 1-(-1).

PASSING (C-A-Y-I): Houston, M. Schaub 34-51-343-2. New England, 25-40-344-1.

RECEIVING (Rec-Yds): Houston, O. Daniels 9-81, A. Johnson 8-95, A. Foster 7-63, D. Posey 3-47, J. Casey 3-29, K. Walter 2-15, G. Graham 2-13. New England, W. Welker 8-131, A. Hernandez 6-85, S. Vereen 5-83, B. Lloyd 5-32, S. Ridley 1-13.

SACKS (Sk-Yds): Houston, B. Reed 0.5-4.5, J. Watt 0.5-45. New England, Team 1-0-9.

INTERCEPTIONS (Int-Yds): Houston, none. New England, R. Ninkovich 1-6.

TACKLES (S-A-T): Houston, B. James 2-9-11, C. Barwin 3-4-7, D. Manning 3-3-6, J. Joseph 3-2-5, B. Ruud 2-3-5, G. Quin 1-4-5, K. Jackson 2-2-4, J. Watt 1-3-4, E. Mitchell 1-3-4, S. Keo 1-3-4, B. Reed 1-2-3, B. Harris 2-0-2, A. Smith 1-0-1, A. Ball 1-0-1, W. Mercilus 0-1-1, J. Crick 0-1-1. New England, A. Talib 9-1-10, S. Gregory 6-4-10, D. McCourty 6-1-7, J. Mayo 5-2-7, B. Spikes 4-2-6, V. Wilfork 3-2-5, R. Ninkovich 2-2-4, D. Hightower 2-1-3, A. Dennard 2-1-3, T. Wilson 2-1-3, C. Jones 1-1-2, J. Francis 1-0-1, K. Arrington 1-0-1, B. Deaderick 1-0-1, T. Scott 1-0-1, K. Love 0-1-1.

MISSED FIELD GOALS: None.



INDIVIDUAL RECORDS



WE ARE
TEXANS



INDIVIDUAL YEAR-BY-YEAR LEADERS

RUSHING

Year	Player	Att	Yds	Avg	Long	TD
2002	Jonathan Wells	197	529	2.7	37	3
2003	Domanick Williams	238	1,031	4.3	51	8
2004	Domanick Williams	302	1,188	3.9	44	13
2005	Domanick Williams	230	976	4.2	44	2
2006	Ron Dayne	151	612	4.1	19	5
2007	Ron Dayne	194	773	4.0	39	6
2008	Steve Slaton	268	1,282	4.8	71t	9
2009	Steve Slaton	131	437	3.3	32t	3
2010	Arian Foster	327	1,616	4.9	74t	16
2011	Arian Foster	278	1,224	4.4	43	10
2012	Arian Foster	351	1,424	4.1	46	15

RECEIVING

Year	Player	Rec	Yds	Avg	Long	TD
2002	Billy Miller	51	613	12.0	42	3
2003	Andre Johnson	66	976	14.8	46t	4
2004	Andre Johnson	79	1,142	14.5	54t	6
2005	Andre Johnson	63	688	10.9	53t	2
2006	Andre Johnson	103	1,147	11.1	53	5
2007	Kevin Walter	65	800	12.3	46	4
2008	Andre Johnson	115	1,575	13.7	65	8
2009	Andre Johnson	101	1,569	15.5	72t	9
2010	Andre Johnson	86	1,216	14.1	60	8
2011	Owen Daniels	54	677	12.5	34	3
2012	Andre Johnson	112	1,598	14.3	60t	4

RUSHING-RECEIVING

Year	Player	Rushing	Receiving	Total
2002	James Allen	519	302	821
2003	Domanick Williams	1,031	351	1,382
2004	Domanick Williams	1,188	588	1,776
2005	Domanick Williams	976	337	1,313
2006	Andre Johnson	14	1,147	1,161
2007	Ron Dayne	773	112	885
2008	Steve Slaton	1,282	377	1,659
2009	Andre Johnson	10	1,569	1,579
2010	Arian Foster	1,616	604	2,220
2011	Arian Foster	1,224	617	1,841
2012	Arian Foster	1,424	217	1,641

PASSING

Year	Player	A	C	Pct	Yds	TD	Int	Lg	Rtg
2002	David Carr	444	233	52.5	2,592	9	15	81	62.8
2003	David Carr	295	167	56.6	2,013	9	13	78t	69.5
2004	David Carr	466	285	61.2	3,531	16	14	69	83.5
2005	David Carr	423	256	60.5	2,488	14	11	53t	77.2
2006	David Carr	442	302	68.3	2,767	11	12	53	82.1
2007	Matt Schaub	289	192	66.4	2,241	9	9	77t	87.2
2008	Matt Schaub	380	251	66.1	3,043	15	10	65	92.7
2009	Matt Schaub	583	396	67.9	4,770	29	15	72t	98.6
2010	Matt Schaub	574	365	63.6	4,370	24	12	60	92.0
2011	Matt Schaub	292	178	61.0	2,479	15	6	80t	96.8
2012	Matt Schaub	544	350	64.3	4,008	22	12	60t	90.7

SCORING

Year	Player	TD	PAT	2PT	FG	TP
2002	Kris Brown	-	20/20	-	17/24	71
2003	Kris Brown	-	27/27	-	18/22	81
2004	Kris Brown	-	34/34	-	17/24	85
2005	Kris Brown	-	24/24	-	26/34	102
2006	Kris Brown	-	26/27	-	19/25	83
2007	Kris Brown	-	40/40	-	25/29	115
2008	Kris Brown	-	37/37	-	29/33	124
2009	Kris Brown	-	43/44	-	21/32	106
2010	Neil Rackers	-	43/43	-	27/30	124
2011	Neil Rackers	-	39/40	-	32/38	135
2012	Shayne Graham	-	45/45	-	31/38	138

FIELD GOALS

Year	Player	Att	Made	Pct	Long
2002	Kris Brown	24	17	70.8	51
2003	Kris Brown	22	18	81.8	50
2004	Kris Brown	24	17	70.8	50
2005	Kris Brown	34	26	76.5	53
2006	Kris Brown	25	19	76.0	49
2007	Kris Brown	29	25	86.2	57*
2008	Kris Brown	33	29	87.9	53
2009	Kris Brown	32	21	65.6	56
2010	Neil Rackers	30	27	90.0	57
2011	Neil Rackers	38	32	84.2	54
2012	Shayne Graham	38	31	81.6	51

*Longest field goal in the NFL

PUNTING AVERAGE

Year	Player	No	Yds	Avg	Long	Blk
2002	Chad Stanley	114	4,720	41.4	62	2
2003	Chad Stanley	97	4,028	41.5	58	0
2004	Chad Stanley	73	3,009	41.2	57	0
2005	Chad Stanley	77	2,990	38.8	61	0
2006	Chad Stanley	76	3,161	41.6	62	0
2007	Matt Turk	55	2,296	41.7	59	0
2008	Matt Turk	53	2,240	42.3	59	0
2009	Matt Turk	67	2,866	42.8	62	0
2010	Matt Turk	63	2,650	42.1	60	0
2011	Brett Hartmann	58	2,573	44.4	69	0
2012	Donnie Jones	88	4,150	47.2	66	0

PUNT RETURNS

Year	Player	No	Yds	Avg	Long	TD
2002	Jermaine Lewis	36	280	7.8	48	0
2003	J.J. Moses	36	244	6.8	40	0
2004	J.J. Moses	36	309	8.6	27	0
2005	Phillip Buchanon	12	101	8.4	37	0
2006	Dexter Wynn	12	139	11.6	58	0
2007	Jacoby Jones	30	286	9.5	74	0
2008	Jacoby Jones	32	386	12.1	73t	2
2009	Jacoby Jones	39	426	10.9	62	0
2010	Jacoby Jones	29	204	7.0	39	0
2011	Jacoby Jones	49	518	10.6	79t	1
2012	Keshawn Martin	22	267	12.1	71	0

BOLD indicates team record



INDIVIDUAL YEAR-BY-YEAR LEADERS

KICKOFF RETURNS

Year	Player	No	Yds	Avg	Long	TD
2002	Jermaine Lewis	46	961	20.9	45	0
2003	J.J. Moses	58	1,355	23.4	70	0
2004	J.J. Moses	59	1,303	22.1	49	0
2005	Jerome Mathis	54	1,542	28.6	99t	2
2006	Dexter Wynn	30	670	22.3	38	0
2007	André Davis	32	968	30.3	104t	3
2008	André Davis	43	993	23.1	50	0
2009	André Davis	33	782	23.7	63	0
2010	Steve Slaton	39	767	19.7	50	0
2011	Danieal Manning	13	356	27.4	46	0
2012	Keshawn Martin	31	741	23.9	54	0

INTERCEPTIONS

Year	Player	No	Yds	Avg	Long	TD
2002	Aaron Glenn	5	181	36.2	70t	2
2003	Marcus Coleman	7	95	13.6	41	0
2004	Dunta Robinson	6	146	24.3	61	0
2005	Glenn Earl	2	2	1.0	2	0
2006	Dunta Robinson	2	9	4.5	9	1
	DeMarcus Faggins	2	0	0.0	0	0
2007	Fred Bennet	3	47	15.7	33	0
2008	Jacques Reeves	4	108	27.0	44t	1
2009	Bernard Pollard	4	121	30.3	70t	1
	Brian Cushing	4	26	6.5	20	0
2010	Troy Nolan	3	35	11.7	20	0
	Glover Quin	3	12	4.0	10	0
	Jason Allen	3	1	0.3	1	0
2011	Johnathan Joseph	4	40	10.0	29	0
	Jason Allen	4	34	8.5	34	0
2012	Kareem Jackson	4	71	17.8	63t	1

TOTAL TACKLES

Year	Player, Pos.	Solo	Assist	Total
2002	Jay Foreman, LB	110	83	193
2003	Jamie Sharper, LB	117	78	195
2004	Jamie Sharper, LB	113	64	177
2005	Morlon Greenwood, LB	87	57	144
2006	DeMeco Ryans, LB	126	30	156
2007	DeMeco Ryans, LB	98	29	127
2008	DeMeco Ryans, LB	86	26	126
2009	Brian Cushing, LB	86	47	133
2010	Bernard Pollard, SS	82	30	112
2011	Brian Cushing, LB	76	38	114
2012	J.J. Watt, DE	85	22	107

Note: Total tackles were determined by coaches review from 2002-05 and from 2011-present. From 2006-10, total tackles were determined by press box review.

SACKS

Year	Player, Pos.	Sacks	Yards
2002	Jeff Posey, LB	8.0	77.0
2003	Jamie Sharper, LB	4.0	19.0
2004	Kailee Wong, LB	5.5	29.0
2005	Shantee Orr, LB	7.0	40.0
2006	Jason Babin, LB	5.5	39.0
2007	Mario Williams, DE	14.0	82.5
2008	Mario Williams, DE	12.0	82.0
2009	Mario Williams, DE	9.0	52.0
2010	Mario Williams, DE	8.5	54.5
2011	Connor Barwin, OLB	11.5	78.5
2012	J.J. Watt, DE	20.5	138.5

SPECIAL TEAMS TACKLES

Year	Player, Pos.	Solo	Assist	Total
2002	Jason Bell, CB	14	2	16
2003	Ramon Walker, SS	13	4	17
2004	Antwan Peek, LB	10	8	18
2005	Ramon Walker, SS	12	6	18
2006	Troy Evans, LB	11	2	13
2007	Jameel Cook, FB	12	1	13
2008	Kevin Bentley, LB	16	7	23
2009	Kevin Bentley, LB	9	11	20
2010	James Casey, TE	10	7	17
2011	Tim Dobbins, ILB	9	0	9
2012	Bryan Braman, OLB	14	2	17

Note: Special teams tackles were determined by coaches review from 2002-05 and from 2011-present. From 2006-10, special teams tackles were determined by press box review.

BOLD indicates team record



INDIVIDUAL TOTAL OFFENSE

YARDS FROM SCRIMMAGE

(Rushing, Receiving)

CAREER

11,308 Andre Johnson, 2003-12
6,052 Arian Foster, 2009-12
4,471 Domanick Williams#, 2003-05
4,365 Owen Daniels, 2006-12

SEASON

2,220 Arian Foster, 2010
1,841 Arian Foster, 2011
1,776 Domanick Williams#, 2004

SEASON, ROOKIE

1,659 Steve Slaton, 2008
1,382 Domanick Williams#, 2003
966 Andre Johnson, 2003

GAME

273 Andre Johnson vs. Jacksonville, 11/18/12
238 Arian Foster vs. Indianapolis, 9/12/10
234 Arian Foster at Tennessee, 10/23/11
218 Arian Foster vs. Tennessee, 11/28/10
207 Andre Johnson vs. Tennessee, 12/14/08

GAME, OPPONENT

284 Chris Johnson at Tennessee, 9/20/09
265 Lee Evans vs. Buffalo, 11/19/06
236 Justin Blackmon vs. Jacksonville, 11/18/12
217 Larry Johnson vs. Kansas City, 11/20/05

COMBINED NET YARDS GAINED

(Rushing, Receiving, Returns)

MOST SEASONS LEADING TEAM

3 Arian Foster, 2010-12
Domanick Williams#, 2003-05
2 Ron Dayne, 2006-07

MOST CONSECUTIVE SEASONS LEADING TEAM

3 Arian Foster, 2010-12
Domanick Williams#, 2003-05
2 Ron Dayne, 2006-07

CAREER

11,308 Andre Johnson, 2003-12
6,052 Arian Foster, 2009-12
5,004 Jacoby Jones, 2007-11
4,585 Domanick Williams#, 2003-05

SEASON

2,220 Arian Foster, 2010
1,841 Arian Foster, 2011
1,776 Domanick Williams#, 2004
1,675 Jerome Mathis, 2005

SEASON, ROOKIE

1,675 Jerome Mathis, 2005
1,659 Steve Slaton, 2008
1,443 Domanick Williams#, 2003
966 Andre Johnson, 2003

GAME

273 Andre Johnson vs. Jacksonville, 11/18/12
266 Jerome Mathis vs. Kansas City, 11/20/05
266 Jerome Mathis vs. Indianapolis, 10/23/05

GAME, OPPONENT

284 Chris Johnson at Tennessee, 9/20/09
265 Lee Evans vs. Buffalo, 11/19/06
236 Justin Blackmon vs. Jacksonville, 11/18/12

COMBINED ATTEMPTS

CAREER

1,177 Arian Foster, 2009-12
931 Domanick Williams#, 2003-05
841 Andre Johnson, 2003-12
562 Steve Slaton, 2008-11

SEASON

393 Arian Foster, 2010
391 Arian Foster, 2012
370 Domanick Williams#, 2004
331 Arian Foster, 2011
318 Steve Slaton, 2008

GAME

39 Arian Foster vs. Tennessee, 11/28/10
38 Domanick Williams# at Indianapolis, 11/14/04
36 Domanick Williams# at Detroit, 9/19/04
36 Domanick Williams# vs. New York Jets, 10/19/03

GAME, OPPONENT

43 Rudi Johnson at Cincinnati, 11/9/03
36 Larry Johnson vs. Kansas City, 11/20/05
34 Thomas Jones at Tampa Bay, 12/14/03

- Domanick Williams known as Domanick Davis prior to 2006.

INDIVIDUAL RUSHING

RUSHING ATTEMPTS

MOST SEASONS LEADING TEAM

3 Arian Foster, 2010-12
Domanick Williams#, 2003-05
2 Steve Slaton, 2008-09
Ron Dayne, 2006-07

MOST CONSECUTIVE SEASONS LEADING TEAM

3 Arian Foster, 2010-12
3 Domanick Williams#, 2003-05
2 Steve Slaton, 2008-09
2 Ron Dayne, 2006-07

CAREER

1,010 Arian Foster, 2009-12
770 Domanick Williams#, 2003-05
425 Steve Slaton, 2008-11

SEASON

351 Arian Foster, 2012
327 Arian Foster, 2010
302 Domanick Williams#, 2004
278 Arian Foster, 2011

SEASON, ROOKIE

268 Steve Slaton, 2008
238 Domanick Williams#, 2003
197 Jonathan Wells, 2002

GAME

33 Arian Foster vs. Jacksonville, 10/30/11
33 Arian Foster vs. Indianapolis, 9/12/10
32 Ron Dayne vs. Indianapolis, 12/24/06

GAME, ROOKIE

27 Domanick Williams# vs. New York Jets, 10/19/03
26 Domanick Williams# at Buffalo, 11/16/03
26 Steve Slaton at Green Bay, 12/7/08



INDIVIDUAL RUSHING

GAME, OPPONENT

- 43 Rudi Johnson, vs. Cincinnati, 11/9/03
- 36 Larry Johnson, vs. Kansas City, 11/20/05
- 34 Thomas Jones, at Tampa Bay, 12/14/03

- Domanick Williams known as Domanick Davis prior to 2006.

RUSHING YARDS GAINED

MOST SEASONS LEADING TEAM

- 3 Arian Foster, 2010-12
- Domanick Williams#, 2003-05
- 2 Steve Slaton, 2008-09
- Ron Dayne, 2006-07

MOST CONSECUTIVE SEASONS LEADING TEAM

- 3 Arian Foster, 2010-12
- Domanick Williams#, 2003-05
- 2 Steve Slaton, 2008-09
- Ron Dayne, 2006-07

CAREER

- 4,521 Arian Foster, 2009-12
- 3,195 Domanick Williams#, 2003-05
- 1,832 Steve Slaton, 2008-11

SEASONS, 1,000 OR MORE YARDS RUSHING

- 3 Arian Foster, 2010-12
- 2 Domanick Williams#, 2003-04
- 1 Steve Slaton, 2008

CONSECUTIVE SEASONS, 1,000 OR MORE YARDS RUSHING

- 3 Arian Foster, 2010-12
- 2 Domanick Williams#, 2003-04

SEASON

- 1,616 Arian Foster, 2010
- 1,424 Arian Foster, 2012
- 1,282 Steve Slaton, 2008
- 1,224 Arian Foster, 2011
- 1,188 Domanick Williams#, 2004
- 1,031 Domanick Williams#, 2003

SEASON, ROOKIE

- 1,282 Steve Slaton, 2008
- 1,031 Domanick Williams#, 2003
- 529 Jonathan Wells, 2002

GAME

- 231 Arian Foster vs. Indianapolis, 9/12/10
- 180 Arian Foster vs. Jacksonville, 1/2/11
- 165 Arian Foster vs. Indianapolis, 12/16/12
- 158 Arian Foster at Indianapolis, 12/22/11
- 158 Domanick Williams# at Jacksonville, 12/26/04

GAME, OPPONENT

- 211 Larry Johnson vs. Kansas City, 11/20/05
- 197 Chris Johnson at Tennessee, 9/20/09
- 182 Rudi Johnson at Cincinnati, 11/9/03

GAME, ROOKIE

- 156 Steve Slaton at Indianapolis, 11/16/08
- 129 Domanick Williams# vs. New York Jets, 10/19/03
- 119 Arian Foster vs. New England, 1/3/10

GAMES, 100 OR MORE YARDS RUSHING

- 23 Arian Foster, 2009-12
- 11 Domanick Williams#, 2003-05
- 5 Steve Slaton, 2008-09

CONSECUTIVE GAMES, 100 OR MORE YARDS

- 3 Twice, last Arian Foster, 10/23/11 - 11/6/11
- 2 Ten times, last Arian Foster, 11/4/12 - 11/11/12

LONGEST RUN FROM SCRIMMAGE

- 81t Justin Forsett at Detroit, 11/22/12
- 74t Arian Foster at Oakland, 10/3/10
- 71t Steve Slaton at Indianapolis, 11/16/08
- 56 Arian Foster vs. Jacksonville, 1/2/11
- 51 Domanick Williams# at Cincinnati, 11/9/03

LONGEST RUN FROM SCRIMMAGE, OPPONENT

- 91t Chris Johnson at Tennessee, 9/20/09
- 76 Fred Taylor at Jacksonville, 10/14/07
- 70t Tiki Barber vs. New York Giants, 11/24/02

RUSHING AVERAGE GAIN

CAREER (750 ATTEMPTS)

- 4.5 Arian Foster, 2009-12
- 4.1 Domanick Williams#, 2003-05

SEASON (100 ATTEMPTS)

- 5.4 Ben Tate, 2011 (175-942)
- 4.9 Arian Foster, 2010 (327-1,616)
- 4.8 Steve Slaton, 2008 (268-1,282)
- 4.4 Arian Foster, 2011 (278-1,224)
- 4.3 Domanick Williams#, 2003 (238-1,031)

GAME (10 ATTEMPTS)

- 11.1 Steve Slaton at Indianapolis, 11/16/08 (14-156)
- 9.6 Ben Tate vs. Cleveland, 11/6/11 (12-115)
- 8.6 Darius Walker vs. Jacksonville, 12/30/07 (10-86)
- 7.8 Arian Foster at Oakland, 10/3/10 (17-133)

GAME, OPPONENT (10 ATTEMPTS)

- 12.3 Chris Johnson at Tennessee, 9/20/09 (16-197)
- 10.4 Maurice Jones-Drew at Jacksonville, 10/14/07 (12-125)
- 8.4 Amos Zereoue vs. Oakland, 10/3/04 (14-117)

RUSHING TOUCHDOWNS

SEASONS LEADING TEAM

- 3 Arian Foster, 2010-12
- 2 Jonathan Wells, 2002, 2005
- Domanick Williams#, 2003-04
- Ron Dayne, 2006-07

CONSECUTIVE SEASONS LEADING TEAM

- 3 Arian Foster, 2010-12
- 2 Domanick Williams#, 2003-04
- Ron Dayne, 2006-07

CAREER

- 44 Arian Foster, 2009-12
- 23 Domanick Williams#, 2003-05
- 12 Steve Slaton, 2008-10

SEASON

- 16 Arian Foster, 2010
- 15 Arian Foster, 2012
- 13 Domanick Williams#, 2004
- 10 Arian Foster, 2011
- 9 Steve Slaton, 2008

GAME

- 3 Arian Foster vs. Indianapolis, 9/12/10
- 3 Ryan Moats at Buffalo, 11/1/09
- 2 22 times, last by Arian Foster at Detroit, 11/22/12

GAME, ROOKIE

- 2 Six times, last by Steve Slaton vs. Jacksonville, 12/01/08



INDIVIDUAL RUSHING

GAME, OPPONENT

- 4 Shaun Alexander at Seattle, 10/16/05
- 3 Three times, last by Maurice Jones-Drew vs. Jacksonville, 9/27/09
- 2 15 times, last by Maurice Jones-Drew at Jacksonville, 11/14/10

CONSECUTIVE GAMES RUSHING FOR TOUCHDOWNS

- 6 Arian Foster, 10/23/11 - 12/4/11
- Domanick Williams#, 11/28/04 - 1/2/05
- 5 twice, last by Arian Foster, 9/30/12 - 11/4/12
- 4 Arian Foster, 12/18/11 - 9/16/12
- 3 Four times, last by Derrick Ward, 10/3/10 - 10/17/10
- 2 Seven times, last by Arian Foster, 9/9/12 - 9/16/12

- Domanick Williams known as Domanick Davis prior to 2006.

INDIVIDUAL PASSING

SEASONS LEADING TEAM

- 6 Matt Schaub, 2007-12
- 5 David Carr, 2002-06

CONSECUTIVE SEASONS LEADING TEAM

- 6 Matt Schaub, 2007-12
- 5 David Carr, 2002-06

PASSER RATING

CAREER (1,500 ATTEMPTS)

- 93.3 Matt Schaub, 2007-12
- 75.5 David Carr, 2002-06

SEASON (224 ATTEMPTS)

- 98.6 Matt Schaub, 2009
- 96.8 Matt Schaub, 2011
- 92.7 Matt Schaub, 2008
- 92.0 Matt Schaub, 2010
- 90.7 Matt Schaub, 2012

SEASON, ROOKIE (224 ATTEMPTS)

- 62.8 David Carr, 2002

GAME (20 ATTEMPTS)

- 147.7 Matt Schaub at Tennessee, 10/23/11
- 144.0 Matt Schaub vs. Cincinnati, 10/26/08
- 140.2 David Carr at Indianapolis, 9/17/06
- 129.7 Matt Schaub vs. Jacksonville, 1/2/11
- 127.8 Matt Schaub at Tennessee, 9/20/09

GAME, OPPONENT (20 ATTEMPTS)

- 146.8 Steve McNair at Tennessee, 10/12/03
- 146.8 Jon Kitna vs. Cincinnati, 11/3/02
- 139.8 Ben Roethlisberger vs. Pittsburgh, 9/18/05
- 137.8 Jake Plummer at Denver, 11/7/04
- 137.2 Philip Rivers vs. San Diego, 11/7/10

PASSING ATTEMPTS

SEASONS LEADING TEAM

- 6 Matt Schaub, 2007-12
- 5 David Carr, 2002-06

CONSECUTIVE SEASONS LEADING TEAM

- 6 Matt Schaub, 2007-12
- 5 David Carr, 2002-06

CAREER

- 2,662 Matt Schaub, 2007-12
- 2,070 David Carr, 2002-06
- 453 Sage Rosenfels, 2006-08

SEASON

- 583 Matt Schaub, 2009
- 574 Matt Schaub, 2010
- 544 Matt Schaub, 2012
- 466 David Carr, 2004

SEASON, ROOKIE

- 444 David Carr, 2002
- 134 T.J. Yates, 2011
- 40 Dave Ragone, 2003

GAME

- 62 Matt Schaub vs. Baltimore, 12/13/10
- 55 Matt Schaub vs. Jacksonville, 11/18/12
- 54 Matt Schaub at Tennessee, 12/19/10
- 54 David Carr at New York Jets, 11/26/06
- 52 Matt Schaub at Washington, 9/19/10
- 50 Matt Schaub at Arizona, 10/11/09

GAME, OPPONENT

- 61 Matthew Stafford at Detroit, 11/22/12
- 57 Peyton Manning vs. Indianapolis, 9/12/10
- 57 Tommy Maddox at Pittsburgh, 12/8/02
- 55 Chad Henne at Miami, 12/27/09
- 52 Peyton Manning at Denver, 9/23/12
- 50 Three times, last by Peyton Manning at Indianapolis, 11/8/09

PASS COMPLETIONS

SEASONS LEADING TEAM

- 6 Matt Schaub, 2007-12
- 5 David Carr, 2002-06

CONSECUTIVE SEASONS LEADING TEAM

- 6 Matt Schaub, 2007-12
- 5 David Carr, 2002-06

CAREER

- 1,732 Matt Schaub, 2007-12
- 1,243 David Carr, 2002-06
- 297 Sage Rosenfels, 2006-08

SEASON

- 396 Matt Schaub, 2009
- 365 Matt Schaub, 2010
- 350 Matt Schaub, 2012

SEASON, ROOKIE

- 233 David Carr, 2002
- 82 T.J. Yates, 2011
- 20 Dave Ragone, 2003

GAME

- 43 Matt Schaub vs. Jacksonville, 11/18/12
- 39 David Carr at New York Jets, 11/26/06
- 38 Matt Schaub at Washington, 9/19/10
- 35 Twice, last: Matt Schaub at Tennessee, 12/19/10
- 32 Matt Schaub at Indianapolis, 11/8/09

GAME, OPPONENT

- 40 Peyton Manning vs. Indianapolis, 9/12/10
- 36 Daunte Culpepper vs. Minnesota, 10/10/04
- 34 Peyton Manning at Indianapolis, 11/8/09
- 33 Drew Brees vs. New Orleans, 11/18/07
- 33 Brett Favre vs. Green Bay 11/21/04



INDIVIDUAL PASSING

CONSECUTIVE COMPLETIONS

- *22 David Carr vs. Buffalo, 11/19/06
- 17 Matt Schaub vs. Jacksonville, 11/18/12
- 16 Matt Schaub vs. Indianapolis (14), 9/23/07; at Atlanta (2), 9/30/07
- 13 David Carr at Indianapolis (9), 9/17/06; vs. Washington (4), 9/24/06

CONSECUTIVE COMPLETIONS, OPPONENT

- *22 Mark Brunell vs. Washington, 9/24/06

*Tied NFL record

PASSING COMPLETION PERCENTAGE

SEASONS LEADING TEAM

- 5 David Carr, 2002-06
- 5 Matt Schaub, 2007, 2009-12
- 1 Sage Rosenfels, 2008

CONSECUTIVE SEASONS LEADING TEAM

- 5 David Carr, 2002-06
- 4 Matt Schaub, 2009-12

CAREER (1,500 ATTEMPTS)

- 65.1 Matt Schaub, 2007-12
- 60.0 David Carr, 2002-06

SEASON (224 ATTEMPTS)

- 68.3 David Carr, 2006
- 66.4 Matt Schaub, 2007
- 65.4 Matt Schaub, 2009
- 64.3 Matt Schaub, 2012
- 64.2 Sage Rosenfels, 2007

GAME (20 ATTEMPTS)

- 85.7 Matt Schaub vs. Cincinnati, 10/26/08
- 84.6 David Carr at Indianapolis, 9/17/06
- 83.9 Matt Schaub vs. Detroit, 10/19/08

PASSING YARDS GAINED

SEASONS LEADING TEAM

- 6 Matt Schaub, 2007-12
- 5 David Carr, 2002-06

CONSECUTIVE SEASONS LEADING TEAM

- 6 Matt Schaub, 2007-12
- 5 David Carr, 2002-06

CAREER

- 20,911 Matt Schaub, 2007-12
- 13,391 David Carr, 2002-06
- 3,115 Sage Rosenfels, 2006-08

SEASONS, 4,000 OR MORE YARDS PASSING

- 3 Matt Schaub, 2009-10, 12

SEASONS, 3,000 OR MORE YARDS PASSING

- 4 Matt Schaub, 2008-12
- 1 David Carr, 2004

SEASON

- 4,770 Matt Schaub, 2009
- 4,370 Matt Schaub, 2010
- 4,008 Matt Schaub, 2012
- 3,531 David Carr, 2004

SEASON, ROOKIE

- 2,592 David Carr, 2002
- 949 T.J. Yates, 2011
- 135 Dave Ragone, 2003

GAME

- 527 Matt Schaub vs. Jacksonville, 11/18/12 (OT)
- 497 Matt Schaub at Washington, 9/19/10 (OT)
- 416 Matt Schaub vs. Oakland, 10/9/11
- 414 Matt Schaub at Green Bay, 12/7/08

GAME, OPPONENT

- 441 Matthew Stafford at Detroit, 11/22/12 (OT)
- 433 Peyton Manning vs. Indianapolis, 9/12/10
- 426 Donovan McNabb at Washington, 9/19/10
- 421 Steve McNair at Tennessee, 10/12/03
- 400 Peyton Manning at Indianapolis, 9/17/06

GAMES, 300 OR MORE YARDS PASSING, SEASON

- 9 Matt Schaub, 2009
- 7 Matt Schaub, 2010
- 4 Matt Schaub, 2008

GAMES, 300 OR MORE YARDS PASSING, CAREER

- 25 Matt Schaub, 2007-12
- 4 David Carr, 2002-06
- 1 T. J. Yates, 2011

LONGEST PASS COMPLETION

- 81 David Carr to Corey Bradford vs. Buffalo, 10/13/02
- 80 Matt Schaub to Jacoby Jones at Tampa Bay, 11/13/11 (TD)
- 78 Matt Schaub to Arian Foster at Tampa Bay, 11/13/11 (TD)
- 78 Matt Schaub to Arian Foster at Tennessee, 10/23/11 (TD)
- 78 David Carr to Corey Bradford at Miami, 9/7/03
- 77 Matt Schaub to Andre Johnson vs. Kansas City, 9/9/07 (TD)

PASSING AVERAGE GAIN

SEASONS LEADING TEAM (224 ATTEMPTS/SEASON)

- 6 Matt Schaub, 2007-12
- 5 David Carr, 2002-06

CONSECUTIVE SEASONS LEADING TEAM

- 6 Matt Schaub, 2007-12
- 5 David Carr, 2002-06

AVERAGE GAIN, CAREER (1,500 ATTEMPTS)

- 7.86 Matt Schaub, 2007-12
- 6.47 David Carr, 2002-06

AVERAGE GAIN, SEASON (224 ATTEMPTS)

- 8.49 Matt Schaub, 2011
- 8.18 Matt Schaub, 2009
- 8.00 Matt Schaub, 2008
- 7.75 Matt Schaub, 2007
- 7.37 Matt Schaub, 2012

AVERAGE GAIN, SEASON, ROOKIE (224 ATTEMPTS)

- 5.84 David Carr, 2002

AVERAGE GAIN, GAME (20 ATTEMPTS)

- 13.10 Matt Schaub at Washington, 9/19/10
- 12.87 Matt Schaub at Tennessee, 10/23/11
- 12.20 Matt Schaub vs. Kansas City, 10/17/10
- 11.50 Matt Schaub vs. Jacksonville 1/2/11
- 10.23 Matt Schaub vs. Kansas City, 9/9/07

AVERAGE GAIN, GAME, OPPONENT (20 ATTEMPTS)

- 15.59 Steve McNair at Tennessee, 10/12/03
- 15.21 Donovan McNabb at Washington, 9/19/10
- 12.83 Philip Rivers vs. San Diego, 11/7/10
- 12.10 Ben Roethlisberger vs. Pittsburgh, 9/18/05

PASSING TOUCHDOWNS

SEASONS LEADING TEAM

- 5 David Carr, 2002-06
- 4 Matt Schaub, 2008-11
- 1 Sage Rosenfels, 2007

CONSECUTIVE SEASONS LEADING TEAM

- 5 David Carr, 2002-06
- 4 Matt Schaub, 2008-11

CAREER

- 114 Matt Schaub, 2007-12
- 59 David Carr, 2002-06
- 24 Sage Rosenfels, 2006-08



INDIVIDUAL PASSING

SEASON

- 29 Matt Schaub, 2009
- 24 Matt Schaub, 2010
- 22 Matt Schaub, 2012
- 16 David Carr, 2004
- 15 Matt Schaub, 2008, 2011; Sage Rosenfels, 2007

ROOKIE, SEASON

- 9 David Carr, 2002
- 3 T.J. Yates, 2011

GAME

- 5 Matt Schaub vs. Jacksonville, 11/18/12
- 4 Four times, last by Matt Schaub at Denver, 9/23/12
- 3 10 times, last by Matt Schaub at New Orleans, 9/25/11
- 2 39 times, last by Matt Schaub at Tennessee, 12/2/12

GAME, OPPONENT

- 6 Aaron Rodgers vs. Green Bay, 10/14/12
- 5 Daunte Culpepper vs. Minnesota, 10/10/04
- Peyton Manning at Indianapolis, 11/14/04
- 4 Four times, last by Chad Henne vs. Jacksonville, 11/18/12
- 3 23 times, last by Drew Brees at New Orleans, 9/25/11

GAMES, FOUR OR MORE TOUCHDOWN PASSES, CAREER

- 4 Matt Schaub, 2007-12
- 1 Sage Rosenfels, 2006-08

GAMES, FOUR OR MORE TOUCHDOWN PASSES, SEASON

- 2 Matt Schaub, 2012
- 2 Matt Schaub, 2009
- 1 Sage Rosenfels, 2007

CONSECUTIVE GAMES, TOUCHDOWN PASSES

- 16 Matt Schaub, 11/14/10 – 10/30/11
- 12 Matt Schaub, 11/8/09 – 10/3/10
- 9 Sage Rosenfels, 10/14/07 – 12/30/07
- 8 David Carr, 9/18/05 – 11/13/05
- 6 Matt Schaub, 10/21/12 – 12/2/12
- 6 Matt Schaub, 9/20/09 – 10/25/09
- 6 David Carr, 9/19/04 – 10/31/04

PASSES HAD INTERCEPTED

CAREER

- 65 David Carr, 2002-06
- 64 Matt Schaub, 2007-12
- 23 Sage Rosenfels, 2006-08

SEASON

- 15 Matt Schaub, 2009
- 15 David Carr, 2002
- 14 David Carr, 2004
- 13 David Carr, 2003

GAME

- 4 Twice, last by Sage Rosenfels vs. Baltimore, 11/9/08
- 3 Six times, last by Matt Schaub at Jacksonville, 9/28/08
- 2 31 times, last by Matt Schaub at Indianapolis, 12/30/12

GAME, OPPONENT

- 4 David Garrard at Jacksonville, 11/12/06
- 4 Steve McNair at Tennessee, 10/17/04

CONSECUTIVE PASSES WITHOUT AN INTERCEPTION

- 110 Matt Schaub, 11/14/10 through 12/2/10
- 104 Matt Schaub, 11/06/11 through 9/23/12
- 99 Matt Schaub, 12/10/12 through 12/30/12
- David Carr, 12/24/05 through 9/17/06
- David Carr, 10/17/04 through 11/14/04
- 89 Matt Schaub, 11/6/11 through 9/16/12
- 64 Matt Schaub, 10/21/12 through 11/4/12
- 61 Matt Schaub, 10/10/10 through 10/17/10
- 59 twice, last by Matt Schaub, 10/19/08 through 10/26/08

ATTEMPTS, NO INTERCEPTIONS, GAME

- 42 David Carr vs. Minnesota, 10/10/04
- 41 David Carr at Denver, 11/7/04
- 40 Three times, last by Matt Schaub at St. Louis, 12/20/09

ATTEMPTS, NO INTERCEPTIONS, GAME, OPPONENT

- 57 Peyton Manning vs. Indianapolis, 9/12/10
- 52 Peyton Manning at Denver, 9/23/12
- 50 Daunte Culpepper vs. Minnesota, 10/10/04
- 46 Peyton Manning vs. Indianapolis, 11/16/08

LOWEST PERCENTAGE, PASSES INTERCEPTED

SEASONS LEADING TEAM

- 6 Matt Schaub, 2007-12
- 5 David Carr, 2002-06

CAREER (1,500 ATTEMPTS)

- 2.4 Matt Schaub, 2007-12
- 3.1 David Carr, 2002-06

SEASON (224 ATTEMPTS)

- 2.1 Matt Schaub, 2010
- 2.1 Matt Schaub, 2011
- 2.2 Matt Schaub, 2012
- 2.6 Matt Schaub, 2009
- 2.6 Matt Schaub, 2008
- 2.7 David Carr, 2006
- 3.0 David Carr, 2004

SEASON, ROOKIE (224 ATTEMPTS)

- 3.4 David Carr, 2002

TIMES SACKED

CAREER

- 249 David Carr, 2002-06
- 139 Matt Schaub, 2007-12
- 16 Sage Rosenfels, 2006-08

SEASON

- *76 David Carr, 2002
- 68 David Carr, 2005
- 49 David Carr, 2004

GAME

- 9 David Carr at San Diego, 9/15/03
- 8 David Carr at Cleveland, 10/20/02
- David Carr vs. Pittsburgh, 9/18/05
- 7 Three times, last by David Carr vs. Tennessee, 10/9/05

GAME, OPPONENT

- 6 Jake Locker at Tennessee, 12/2/12
- 6 Blaine Gabbert at Jacksonville, 11/27/11
- 6 Tommy Maddox at Pittsburgh, 12/8/02
- 5 Nine times, last by Andrew Luck vs. Indianapolis, 12/16/12

* NFL record



INDIVIDUAL RECEIVING

RECEPTIONS

SEASONS LEADING TEAM

- 8 Andre Johnson, 2003-06, 08-10, 12
- 1 Owen Daniels, 2011
- Kevin Walter, 2007
- Billy Miller, 2002

CONSECUTIVE SEASONS LEADING TEAM

- 4 Andre Johnson, 2003-06
- 3 Andre Johnson, 2008-10

CAREER

- 818 Andre Johnson, 2003-12
- 357 Owen Daniels, 2006-12
- 326 Kevin Walter, 2006-12

SEASONS, 50 OR MORE PASS RECEPTIONS

- 9 Andre Johnson, 2003-10, 2012
- 4 Kevin Walter, 2007-10
- 4 Owen Daniels, 2007-08, 2011-12
- 2 Arian Foster, 2010-11
- 1 Jacoby Jones, 2010

SEASON

- 115 Andre Johnson, 2008
- 112 Andre Johnson, 2012
- 103 Andre Johnson, 2006
- 101 Andre Johnson, 2009

SEASON, ROOKIE

- 66 Andre Johnson, 2003
- 47 Domanick Williams#, 2003
- 41 Jabar Gaffney, 2002

GAME

- 14 Andre Johnson vs. Jacksonville, 11/18/12 (OT)
- 12 Five times, last by Andre Johnson at Indianapolis, 12/20/12
- 11 Eight times, last by Andre Johnson vs. Indianapolis, 12/16/12
- 10 10 times, last by Andre Johnson at Indianapolis, 11/8/09

GAME, OPPONENT

- 14 Dallas Clark at Indianapolis, 11/8/09
- 13 Santana Moss at Washington, 9/19/10
- 12 Three times, last by Hakeem Nicks vs. New York Giants, 10/10/10

CONSECUTIVE GAMES PLAYED, PASS RECEPTION

- 98 Andre Johnson, 11/6/05 – 12/30/12
- 83 Owen Daniels, 12/10/06 – 12/30/12
- 35 Andre Johnson, 9/7/03 – 10/2/05

RECEIVING YARDS GAINED

SEASONS LEADING TEAM

- 9 Andre Johnson, 2003-10, 12
- 1 Owen Daniels, 2011
- Corey Bradford, 2002

CONSECUTIVE SEASONS LEADING TEAM

- 8 Andre Johnson, 2003-10

CAREER

- 11,254 Andre Johnson, 2003-12
- 4,365 Owen Daniels, 2006-12
- 4,083 Kevin Walter, 2006-12
- 2,009 Jabar Gaffney, 2002-05

SEASONS, 1,000 OR MORE YARDS

- 6 Andre Johnson – 2004, 2006, 2008-10, 2012

SEASON

- 1,598 Andre Johnson, 2012
- 1,575 Andre Johnson, 2008
- 1,569 Andre Johnson, 2009
- 1,216 Andre Johnson, 2010

- 1,147 Andre Johnson, 2006

SEASON, ROOKIE

- 976 Andre Johnson, 2003
- 483 Jabar Gaffney, 2002
- 352 Owen Daniels, 2006

GAME

- 273 Andre Johnson vs. Jacksonville, 11/18/12 (OT)
- 207 Andre Johnson vs. Tennessee, 12/14/08
- 196 Andre Johnson at St. Louis, 12/20/09
- 193 Andre Johnson vs. Seattle, 12/13/09
- 188 Andre Johnson at Detroit, 11/22/08 (OT)

GAME, OPPONENT

- 265 Lee Evans vs. Buffalo, 11/19/06
- 236 Justin Blackmon vs. Jacksonville, 11/18/12 (OT)
- 177 Derrick Mason at Tennessee, 10/12/03
- 163 Austin Collie vs. Indianapolis, 9/12/10

GAMES, 100 OR MORE YARDS, CAREER

- 44 Andre Johnson, 2003-12
- 4 Owen Daniels, 2006-12
- 3 Corey Bradford, 2002-05
- Kevin Walter, 2006-12

GAMES, 100 OR MORE YARDS, SEASON

- 8 Andre Johnson, 2008
- 6 Andre Johnson, 2009, 2010, 2012
- 4 Andre Johnson, 2004, 2006, 2007

CONSECUTIVE GAMES, 100 OR MORE YARDS

- 4 Andre Johnson, 10/5/08 – 10/26/08
- 3 Andre Johnson, 9/9/07 – 11/18/07
- 2 Six times, last by Andre Johnson, 11/18/12 – 11/22/12

LONGEST RECEPTION

- 81 Corey Bradford from David Carr vs. Buffalo, 10/13/02
- 80 Jacoby Jones from Matt Schaub at Tampa Bay, 11/13/11 (TD)
- 78 Arian Foster from Matt Schaub at Tampa Bay, 11/13/11 (TD)
- 78 Arian Foster from Matt Schaub at Tennessee, 10/23/11 (TD)
- 78 Corey Bradford from David Carr at Miami, 9/7/03 (TD)

LONGEST RECEPTION, OPPONENT

- 96 Calvin Johnson vs. Detroit, 10/19/08 (TD)
- 84 Troy Edwards vs. Jacksonville, 10/28/03 (TD)
- 83 Lee Evans vs. Buffalo, 11/19/06 (TD)
- 81 Justin Blackmon vs. Jacksonville, 11/18/12 (TD)

RECEIVING AVERAGE GAIN

AVERAGE GAIN, CAREER (200 RECEPTIONS)

- 13.8 Andre Johnson, 2003-12
- 12.5 Kevin Walter, 2006-12
- 12.2 Owen Daniels, 2006-12

AVERAGE GAIN, SEASON (32 RECEPTIONS)

- 17.7 André Davis, 2007
- 15.5 Andre Johnson, 2009
- 15.5 Corey Bradford, 2002

AVERAGE GAIN, GAME (3 RECEPTIONS)

- 30.5 Andre Johnson at Buffalo, 11/16/03 (4-122)
- 28.7 Andre Johnson at Detroit, 9/19/04 (3-86)
- 27.3 Jabar Gaffney at Chicago, 12/19/04 (4-109)

RECEIVING TOUCHDOWNS

SEASONS LEADING TEAM

- 7 Andre Johnson, 2003-04, 2006-10
- 3 Corey Bradford, 2002-03, 2005

CONSECUTIVE SEASONS LEADING TEAM

- 5 Andre Johnson, 2006-10



INDIVIDUAL RECEIVING

CAREER

- 56 Andre Johnson, 2003-12
- 26 Owen Daniels, 2006-12
- 24 Kevin Walter, 2006-12
- 18 Corey Bradford, 2002-05

SEASON

- 9 Andre Johnson, 2009
- 8 Five times, last by Andre Johnson, 2010
- 6 Five times, last by Owen Daniels, 2012

SEASON, ROOKIE

- 5 Owen Daniels, 2006
- 4 Andre Johnson, 2003

GAME

- 2 16 times, last by Garrett Graham vs. Jacksonville, 11/18/12

GAME, ROOKIE

- 2 Owen Daniels at Tennessee, 10/29/06
- 2 Andre Johnson vs. Kansas City, 9/21/03

GAME, OPPONENT

- 3 Jordy Nelson vs. Green Bay, 10/14/12
- Vernon Davis vs. San Francisco, 10/25/09
- Steve Smith at Carolina, 9/16/07
- Terrell Owens at Dallas, 10/15/06
- Derrick Mason at Tennessee, 10/12/03

CONSECUTIVE GAMES, TOUCHDOWNS

- 4 Andre Johnson, 12/2/07 - 12/23/07
- 3 Five times, last by Owen Daniels, 9/23/12 - 10/8/12
- 2 15 times, last by Owen Daniels, 10/21/12 - 11/4/12

INDIVIDUAL PUNTING

PUNTING

SEASONS LEADING TEAM

- 5 Chad Stanley, 2002-06
- 4 Matt Turk, 2007-10
- 1 Donnie Jones, 2012

CONSECUTIVE SEASONS LEADING TEAM

- 5 Chad Stanley, 2002-06
- 4 Matt Turk, 2007-10

PUNTS

CAREER

- 437 Chad Stanley, 2002-06
- 254 Matt Turk, 2007-11
- 88 Donnie Jones, 2012

SEASON

- 114 Chad Stanley, 2002
- 97 Chad Stanley, 2003
- 88 Donnie Jones, 2012

GAME

- 11 Chad Stanley at Indianapolis, 12/1/02
- 10 Six times, last by Donnie Jones at Tennessee, 12/2/12
- 9 Twice, last by Chad Stanley at Tennessee, 12/11/05

GAME, OPPONENT

- 10 Darren Bennett at San Diego, 9/15/02
- 9 Five times, last by Bryan Anger at Jacksonville, 9/16/12

LONGEST PUNT

- 69 Brett Hartmann at Miami, 9/18/11
- 66 Twice, last by Donnie Jones at Denver, 9/23/12
- 65 Donnie Jones vs. Minnesota, 12/23/12
- 64 Donnie Jones at Tennessee, 12/2/12
- 62 Four times, last by Donnie Jones vs. Baltimore, 10/21/12

LONGEST PUNT, OPPONENT

- 78 Nick Harris at Jacksonville, 11/27/11
- 75 Mat McBriar at Dallas, 10/15/06
- 74 Sam Koch vs. Baltimore, 11/9/08

PUNTING AVERAGE YARDAGE

CAREER (250 PUNTS)

- 41.0 Chad Stanley, 2002-06

SEASON (40 PUNTS)

- 47.2 Donnie Jones, 2012
- 44.4 Brett Hartmann, 2011
- 42.8 Matt Turk, 2009
- 42.3 Matt Turk, 2008

GAME (4 PUNTS)

- 54.2 Donnie Jones at Denver, 9/23/12
- 52.8 Brett Hartmann vs. Atlanta, 12/4/11
- 51.8 Matt Turk at Tennessee, 9/20/09
- 51.5 Donnie Jones vs. Green Bay, 10/14/12
- 50.4 Donnie Jones vs. Minnesota, 12/23/12

GAME, OPPONENT (4 PUNTS)

- 56.8 Shane Lechler at Oakland, 12/3/06
- Mat McBriar at Dallas, 10/15/06
- 53.4 Shane Lechler vs. Oakland, 10/4/09
- 52.8 Mike Scifres at San Diego, 10/28/07
- 51.3 Bryan Anger at Jacksonville, 9/16/12
- 50.6 Sam Koch vs. Baltimore, 10/21/12

PUNTS HAD BLOCKED

CONSECUTIVE PUNTS, NONE BLOCKED

- 327 Chad Stanley, 2002-06
- 254 Matt Turk, 2007-11

PUNTS HAD BLOCKED, CAREER

- 2 Chad Stanley, 2002-06

PUNTS HAD BLOCKED, SEASON

- 2 Chad Stanley, 2002

PUNTS INSIDE THE 20

CAREER

- 135 Chad Stanley, 2002-06
- 88 Matt Turk, 2007-11

SEASON

- 36 Chad Stanley, 2002, 2003
- 29 Chad Stanley, 2005
- 28 Donnie Jones, 2012
- 24 Matt Turk, 2007, 2009

GAME

- 6 Chad Stanley vs. Dallas, 9/8/02
- 5 Twice, last by Donnie Jones at Tennessee, 12/2/12
- 4 10 times, last by Donnie Jones at New York Jets, 10/8/12

GAME, OPPONENT

- 5 Three times, last by Sam Koch vs. Baltimore, 12/13/10
- 4 Twice, last by Chris Kluwe at Minnesota, 11/2/08



PUNT RETURNS

PUNT RETURNS

SEASONS LEADING TEAM

- 5 Jacoby Jones, 2007-11
- 2 J.J. Moses, 2003-04

CAREER

- 179 Jacoby Jones, 2007-11
- 72 J.J. Moses, 2003-04
- 36 Jermaine Lewis, 2002

SEASON

- 49 Jacoby Jones, 2011
- 39 Jacoby Jones, 2009
- 36 J.J. Moses, 2004
- 36 J.J. Moses, 2003
- 36 Jermaine Lewis, 2002

SEASON, ROOKIE

- 30 Jacoby Jones, 2007
- 22 Keshawn Martin, 2012
- 12 Jerome Mathis, 2005
- 3 Jabar Gaffney, 2002
- 3 Donovan Morgan, 2005

GAME

- 7 Twice, last by Jacoby Jones at Jacksonville, 11/27/11
- 6 Trindon Holliday at Jacksonville, 9/16/12
- 5 12 times, last by Jacoby Jones vs. Carolina, 12/18/11
- 4 26 times, last by Keshawn Martin at Tennessee, 12/2/12

GAME, OPPONENT

- 6 Five times, last by Marcus Sherels vs. Minnesota, 12/23/12

FAIR CATCHES

CAREER

- 60 Jacoby Jones, 2007-11
- 20 J.J. Moses, 2003-04
- 17 Jermaine Lewis, 2002

SEASON

- 17 Jacoby Jones, 2008
- Jermaine Lewis, 2002
- 15 Jacoby Jones, 2010
- 13 J.J. Moses, 2004

GAME

- 4 Dexter Wynn vs. Buffalo, 11/19/06
- 4 Jermaine Lewis vs. Dallas, 9/8/02
- 3 Six times, last by Jacoby Jones at Indianapolis, 11/8/09

GAME, OPPONENT

- 5 Dante Hall vs. Kansas City, 9/21/03
- 4 Four times, last by Alvin Pearman at Jacksonville, 11/12/06

PUNT RETURN YARDS GAINED

SEASONS LEADING TEAM

- 5 Jacoby Jones, 2007-11
- 2 J.J. Moses, 2003-04

CAREER

- 1,820 Jacoby Jones, 2007-11
- 553 J.J. Moses, 2003-04
- 280 Jermaine Lewis, 2002

SEASON

- 518 Jacoby Jones, 2011
- 427 Jacoby Jones, 2009
- 386 Jacoby Jones, 2008

SEASON, ROOKIE

- 286 Jacoby Jones, 2007
- 267 Keshawn Martin, 2012
- 68 Jerome Mathis, 2005
- 30 Donovan Morgan, 2005

GAME

- 100 Jacoby Jones at Arizona, 10/11/09
- 92 Avion Black vs. Baltimore, 12/15/02
- 91 Jacoby Jones at Jacksonville, 11/27/11
- 91 Jacoby Jones vs. Indianapolis, 9/11/11
- 87 Jacoby Jones vs. Miami, 10/12/08

GAME, OPPONENT

- 80 Johnnie Lee Higgins at Oakland, 12/21/08
- 80 Adam Jones at Tennessee, 12/11/05
- 76 Marcus Thigpen vs. Miami, 9/9/12

LONGEST PUNT RETURN

- 79t Jacoby Jones vs. Indianapolis, 9/11/11
- 76 Avion Black vs. Baltimore, 12/15/02
- 74 Jacoby Jones vs. Indianapolis, 9/23/07
- 73t Jacoby Jones vs. Cincinnati, 10/26/08
- 71 Keshawn Martin vs. Jacksonville, 11/18/12
- 70t Jacoby Jones vs. Miami, 10/12/08

PUNT RETURN AVERAGE YARDAGE

CAREER (30 RETURNS)

- 10.2 Jacoby Jones, 2007-11
- 7.8 Jermaine Lewis, 2002
- 7.7 J.J. Moses, 2003-04

SEASON (20 RETURNS)

- 12.1 Keshawn Martin, 2012
- 12.1 Jacoby Jones, 2008
- 10.9 Jacoby Jones, 2009

SEASON, ROOKIE (20 RETURNS)

- 12.1 Keshawn Martin, 2012
- 9.5 Jacoby Jones, 2007

GAME (3 RETURNS)

- 30.7 Avion Black vs. Baltimore, 12/15/02
- 30.3 Jacoby Jones vs. Indianapolis, 9/11/11
- 21.8 Jacoby Jones vs. Miami, 10/12/08

GAME, OPPONENT (3 RETURNS)

- 26.7 Adam Jones at Tennessee, 12/11/05
- 19.7 Adam Jones at Tennessee, 10/29/06
- 17.3 Bobby Shaw at Jacksonville, 10/27/02

PUNT RETURN TOUCHDOWNS

CAREER

- 3 Jacoby Jones, 2007-11
- 1 Avion Black, 2002

SEASON

- 2 Jacoby Jones, 2008
- 1 Jacoby Jones, 2011
- 1 Avion Black, 2002

GAME

- 1 Jacoby Jones vs. Indianapolis, 9/11/11
- Jacoby Jones vs. Cincinnati, 10/26/08
- Jacoby Jones vs. Miami, 10/12/08
- Avion Black vs. Baltimore, 12/15/02

GAME, OPPONENT

- 1 Marcus Thigpen vs. Miami, 9/9/12
- Johnnie Lee Higgins at Oakland, 12/21/08



BLOCKED PUNTS/KICKS

BLOCKED PUNTS

CAREER

- 2 Bryan Braman, 2012
- 2 Ramon Walker, 2002-05
- 1 Jimmy McClain, 2002
- 1 Antwan Peek, 2003-05

SEASON

- 2 Bryan Braman (2012)
- 1 Ramon Walker (2005)
- 1 Antwan Peek (2004)
- 1 Ramon Walker (2003)
- 1 Jimmy McClain (2002)

GAME

- 1 Bryan Braman vs. Indianapolis, 12/16/12
- 1 Bryan Braman vs. Green Bay, 10/14/12
- 1 Ramon Walker at San Francisco, 1/1/06
- 1 Antwan Peek at Denver, 11/7/04
- 1 Ramon Walker vs. New England, 11/23/03
- 1 Jimmy McClain at Washington, 12/22/02

GAME, OPPONENT

- 1 Randy Starks vs. Tennessee, 11/28/04
- 1 Rocky Boiman vs. Tennessee, 12/29/02
- 1 Eric Westmoreland at Jacksonville, 10/27/02

BLOCKED PUNT RETURNS

CAREER

- 1 Bryan Braman, 2012
- 1 Jonathan Wells, 2002
- 1 Kevin Williams, 2002

SEASON

- 1 Bryan Braman, 2012
- 1 Jonathan Wells, 2002
- 1 Kevin Williams, 2002

GAME

- 1 Bryan Braman vs. Indianapolis, 12/16/12
- 1 Jonathan Wells at Denver, 11/7/04
- 1 Kevin Williams at Washington, 12/22/02

GAME, OPPONENT

None

BLOCKED FIELD GOALS

CAREER

- 1 Danieal Manning, 2011-12
- 1 J.J. Watt, 2011-12
- 1 Bernard Pollard, 2009-10
- 1 Dunta Robinson, 2004-09
- 1 Eric Brown, 2002-04
- 1 Ramon Walker, 2002-04

SEASON

- 1 Danieal Manning, 2011
- 1 J.J. Watt, 2011
- 1 Bernard Pollard, 2010
- 1 Dunta Robinson, 2007
- 1 Eric Brown, 2003
- 1 Ramon Walker, 2003

GAME

- 1 Danieal Manning, 2011 vs. Pittsburgh, 10/2/11
- 1 J.J. Watt at Miami, 9/18/11
- 1 Bernard Pollard at Washington, 9/19/10
- 1 Dunta Robinson at Atlanta, 9/30/07
- 1 Eric Brown at Tampa Bay, 12/14/03
- 1 Ramon Walker vs. New England, 11/23/03

GAME, OPPONENT

- 1 Ten times, last by Alex Carrington vs. Buffalo, 11/4/12

BLOCKED PATS

CAREER

- 1 Michael Boulware, 2007
- 1 Seth Payne, 2002-06

SEASON

- 1 Michael Boulware, 2007
- 1 Seth Payne, 2006

GAME

- 1 Michael Boulware at Jacksonville, 10/14/07
- 1 Seth Payne at Indianapolis, 9/17/06

GAME, OPPONENT

- 1 Albert Haynesworth at Tampa Bay, 11/13/11
- 1 Robaire Smith at Tennessee, 10/29/06

KICKOFF RETURNS

KICKOFF RETURNS

SEASONS LEADING TEAM

- 3 André Davis, 2007-09
- 2 J.J. Moses, 2003-04

KICKOFF RETURNS, CAREER

- 117 J.J. Moses, 2003-04
- 108 André Davis, 2007-09
- 72 Jerome Mathis, 2005-07

KICKOFF RETURNS, SEASON

- 59 J.J. Moses, 2004
- 58 J.J. Moses, 2003
- 54 Jerome Mathis, 2005

SEASON, ROOKIE

- 54 Jerome Mathis, 2005
- 31 Keshawn Martin, 2012
- 20 Vernand Morency, 2005

GAME

- 8 Dexter Wynn at New England, 12/17/06
- 7 10 times, last by Jacoby Jones at Indianapolis, 11/1/10

- 6 14 times, last by Jacoby Jones at New York Jets, 11/21/10

GAME, OPPONENT

- 7 Doug Gabriel vs. Oakland, 10/3/04
- Reggie Swinton vs. Arizona, 12/18/05

KICKOFF RETURN YARDS GAINED

SEASONS LEADING TEAM

- 3 André Davis, 2007-09
- 2 J.J. Moses, 2003-04
- 1 Four times, last by Steve Slaton, 2010

CAREER

- 2,743 André Davis, 2007-09
- 2,658 J.J. Moses, 2003-04
- 2,054 Jerome Mathis, 2005-07

SEASON

- 1,542 Jerome Mathis, 2005
- 1,355 J.J. Moses, 2003
- 1,303 J.J. Moses, 2004



KICKOFF RETURNS

SEASON, ROOKIE

- 1,542 Jerome Mathis, 2005
- 741 Keshawn Martin, 2012
- 437 Vernand Morency, 2005

GAME

- 266 Jerome Mathis vs. Kansas City, 11/20/05
- 266 Jerome Mathis vs. Indianapolis, 10/23/05
- 234 André Davis vs. Jacksonville, 12/30/07

GAME, OPPONENT

- 233 David Reed vs. Baltimore, 12/13/10
- 199 Doug Gabriel vs. Oakland, 10/3/04
- 196 Jacoby Jones vs. Baltimore, 10/21/12
- 176 Ted Ginn Jr. vs. Miami, 10/7/07

LONGEST, GAME (ALL TDS)

- 104 André Davis vs. Jacksonville, 12/30/07
- 99 Jerome Mathis vs. Kansas City, 11/20/05
- 97 André Davis vs. Jacksonville, 12/30/07
- 97 André Davis vs. Tampa Bay, 12/9/07
- 95 Jacoby Jones vs. Oakland, 10/4/09

LONGEST, GAME, OPPONENT

- 103 David Reed vs. Baltimore, 12/13/10
- 101 Deji Karim at Indianapolis, 12/30/12
- 100 Jeremy Kerley at New York Jets, 10/8/12
- 95 Eddie Drummond at Detroit, 9/19/04
- André Davis at Cleveland, 10/20/02

KICKOFF RETURN AVERAGE YARDAGE

CAREER (75 RETURNS)

- 25.4 André Davis, 2007-09
- 22.7 J.J. Moses, 2003-04

SEASON (20 RETURNS)

- 30.3 André Davis, 2007
- 28.6 Jerome Mathis, 2005
- 26.6 Jacoby Jones, 2009

SEASON, ROOKIE (20 RETURNS)

- 28.6 Jerome Mathis, 2005
- 23.1 Keshawn Martin, 2012

GAME (3 RETURNS)

- 46.8 André Davis vs. Jacksonville, 12/30/07
- 38.0 Jerome Mathis vs. Kansas City, 11/20/05
- 38.0 Jerome Mathis vs. Indianapolis, 10/23/05

GAME, OPPONENT (3 RETURNS)

- 42.0 André Davis at Cleveland, 10/20/02
- 39.3 Eddie Drummond at Detroit, 9/19/04
- 38.8 David Reed vs. Baltimore, 12/13/10

KICKOFF RETURN TOUCHDOWNS

CAREER

- 3 André Davis, 2007
- 3 Jerome Mathis, 2005-07
- 1 Jacoby Jones, 2007-10

SEASON

- 3 André Davis, 2007
- 2 Jerome Mathis, 2005
- 1 Jacoby Jones, 2009
- 1 Jerome Mathis, 2007

ROOKIE, SEASON

- 2 Jerome Mathis, 2005

GAME

- *2 André Davis vs. Jacksonville, 12/30/07
- 1 Six times, last by Jacoby Jones vs. Oakland, 10/4/09

* Tied NFL record

TOTAL RETURN YARDS

CAREER

- 3,310 Jacoby Jones, 2007-11 (p- 1,820, k- 1,490)
- 3,211 J.J. Moses, 2003-04 (p- 553, k- 2,658)
- 2,743 André Davis, 2007-09 (p- 0, k- 2,743)

SEASON

- 1,612 J.J. Moses, 2004 (p- 309, k- 1,303)
- 1,610 Jerome Mathis, 2005 (p- 68, k- 1,542)
- 1,599 J.J. Moses, 2003 (p- 244, k- 1,355)

GAME

- 266 Jerome Mathis vs. Kansas City, 11/20/05 (p-0, k-266)
- 266 Jerome Mathis vs. Indianapolis, 10/23/05 (p-0, k-266)
- 238 Keshawn Martin vs. Jacksonville, 11/18/12 (p-76, k-162)

GAME, OPPONENT

- 233 David Reed vs. Baltimore, 12/13/10 (p- 0, k-233)
- 213 Marcus Thigpen vs. Miami, 9/9/12 (p-76, k-137)
- 199 Doug Gabriel vs. Oakland, 10/3/04 (p- 0, k- 199)

SPECIAL TEAMS TOUCHDOWNS

CAREER

- 4 Jacoby Jones, 2007-11
- 3 André Davis, 2007-09
- 3 Jerome Mathis, 2005-07

SEASON

- 3 André Davis, 2007
- 2 Jerome Mathis, 2005
- 2 Jacoby Jones, 2008

GAME

- 2* André Davis vs. Jacksonville, 12/30/07*
- 1 11 times, last by Bryan Braman vs Indianapolis, 12/16/12

* Tied NFL record

INTERCEPTIONS

INTERCEPTIONS

SEASONS LEADING TEAM

- 2 Dunta Robinson, 2004, 2006
- 1 Eight times, last by Johnathan Joseph/Jason Allen, 2011

CAREER

- 13 Dunta Robinson, 2004-08
- 11 Marcus Coleman, 2002-05
- Aaron Glenn, 2002-04
- 7 Kareem Jackson, 2010-12
- 7 Jason Allen, 2010-11
- 6 Johnathan Joseph, 2011-12
- 5 Glover Quin, 2009-12
- Jacques Reeves, 2008-09
- Fred Bennett, 2007-09
- DeMarcus Faggins, 2002-08

SEASON

- 7 Marcus Coleman, 2003
- 6 Dunta Robinson, 2004
- 5 Aaron Glenn, 2004
- Aaron Glenn, 2002

SEASON, ROOKIE

- 6 Dunta Robinson, 2004
- 4 Brian Cushing, 2009
- 3 Fred Bennett, 2007
- 2 Kareem Jackson, 2010

GAME

- 3 Glover Quin vs. Tennessee, 11/28/10
- 2 Six times, last by Troy Nolan at Oakland, 10/3/10

GAME, OPPONENT

- 2 Nine times, last Tim Jennings vs. at Chicago, 11/11/12

CONSECUTIVE GAMES WITH AN INTERCEPTION

- 2 13 times, last by Kareem Jackson, 9/30/12 - 10/8/12

INTERCEPTION YARDS GAINED

SEASONS LEADING TEAM

- 1 Nine times, last by Brice McCain, 2011

GAINED, CAREER

- 221 Aaron Glenn, 2002-04
- 217 Marcus Coleman, 2002-05
- 162 Dunta Robinson, 2004-07

SEASON

- 181 Aaron Glenn, 2002
- 146 Dunta Robinson, 2004
- 121 Bernard Pollard, 2009

SEASON, ROOKIE

- 146 Dunta Robinson, 2004
- 47 Fred Bennett, 2007
- 26 Brian Cushing, 2009

GAME

- 135 Aaron Glenn at Pittsburgh, 12/8/02
- 102 Marcus Coleman at Kansas City, 9/28/04
- 95 Marlon McCree vs. Tennessee, 12/21/03

GAME, OPPONENT

- 102 Artrell Hawkins vs. Cincinnati, 11/3/02
- 99 Cortland Finnegan vs. Tennessee, 9/21/08
- 91 Antonio Cromartie at San Diego, 10/28/07

LONGEST RETURN

- 102t Marcus Coleman at Kansas City, 9/26/04
- 95t Marlon McCree vs. Tennessee, 12/21/03
- 86 Brice McCain at New York Jets, 10/8/12
- 70t Bernard Pollard vs. Seattle, 12/13/09
- 70t Aaron Glenn at Pittsburgh, 12/8/02

INTERCEPTIONS RETURNED FOR TOUCHDOWNS

CAREER

- 2 Aaron Glenn, 2002-04
- 1 Johnathan Joseph, 2011-12
- 1 Kareem Jackson, 2010-12
- 1 Danieal Manning, 2011-12
- 1 Brice McCain, 2009-12
- 1 Bernard Pollard, 2009
- 1 Dunta Robinson, 2004-08
- 1 DeMarcus Faggins, 2002-08
- 1 Jacques Reeves, 2008
- 1 Marcus Coleman, 2002-05
- 1 Marlon McCree, 2003-04

SEASON

- 2 Aaron Glenn, 2002
- 1 Ten times, last by Johnathan Joseph, 2012

GAME

- 2 Aaron Glenn vs. Pittsburgh, 12/8/02

TACKLES

CAREER

- 636 DeMeco Ryans, 2006-11
- 442 Jamie Sharper, 2002-04
- 396 Dunta Robinson, 2004-09

SEASON

- 166 Jamie Sharper, 2003
- 156 DeMeco Ryans, 2006
- 139 Jamie Sharper, 2004

GAME

- 17 Jamie Sharper at Tampa Bay, 12/14/03
- Jamie Sharper at Cincinnati, 11/9/03
- 16 Jay Foreman vs. New England, 11/23/03
- 15 Four times, most recent by Bernard Pollard vs. Dallas, 9/26/10

SOLO TACKLES, CAREER

- 479 DeMeco Ryans, 2006-11
- 332 Dunta Robinson, 2004-09
- 300 Jamie Sharper, 2002-04

SOLO TACKLES, SEASON

- 126 DeMeco Ryans, 2006
- 107 Jamie Sharper, 2003
- 101 Jay Foreman, 2003
- Jay Foreman, 2002

SOLO TACKLES, GAME

- 14 DeMeco Ryans at Oakland, 12/3/06
- Jay Foreman vs. New England, 11/23/03
- 13 Glover Quin at Jacksonville, 11/14/10
- Xavier Adibi at Indianapolis, 11/16/08
- DeMeco Ryans at New York Jets, 11/26/06



SACKS

SEASONS LEADING TEAM

- 4 Mario Williams, 2007-10
- 1 Eight times, last by J.J. Watt, 2012

CAREER

- 53.0 Mario Williams, 2006-11
- 26.0 J.J. Watt, 2011-12
- 22.0 Antonio Smith, 2009-12
- 19.0 Connor Barwin, 2009-12
- 15.0 Kailee Wong, 2002-06

SEASON

- 20.5 J.J. Watt, 2012
- 14.0 Mario Williams, 2007
- 12.0 Mario Williams, 2008
- 11.5 Connor Barwin, 2011
- 9.0 Mario Williams, 2009
- 8.5 Mario Williams, 2010

SEASON, ROOKIE

- 6.0 Whitney Mercilus, 2012
- 6.0 Brooks Reed, 2011
- 5.5 J.J. Watt, 2011
- 5.5 Amobi Okoye, 2007
- 5.0 Brian Cushing, 2009

- 4.5 Mario Williams, 2006

GAME

- 4.0 Connor Barwin at Jacksonville, 11/27/11
- 3.5 Mario Williams vs. Denver, 12/13/07
- 3.0 J.J. Watt vs. Indianapolis, 12/16/12
- J.J. Watt at Detroit, 11/22/12
- Mario Williams at Washington, 9/19/10
- Mario Williams vs. Jacksonville, 12/1/08
- Shantee Orr at Baltimore, 12/4/05

GAME, OPPONENT

- 3 Nine times, last by DeMarcus Ware vs. Dallas, 9/26/10

SEASONS, 10 OR MORE SACKS

- 2 Mario Williams, 2007-08
- 1 J.J. Watt, 2012
- 1 Connor Barwin, 2011

CONSECUTIVE GAMES, SACK

- 6 J.J. Watt, 9/9/12 - 10/14/12
- 6 Mario Williams, 11/18/07 - 12/23/07
- 5 Brooks Reed, 10/23/11 - 11/27/11
- 5 Antonio Smith, 9/11/11 - 10/9/11
- 4 Jeff Posey, 9/15/02 - 10/13/02
- 3 Ten times, last by J.J. Watt, 11/18/12- 12/2/12

FUMBLES

FUMBLES

CAREER

- 68 David Carr, 2002-06
- 36 Matt Schaub, 2007-12
- 10 Steve Slaton, 2008-10
- 10 Domanick Williams, 2003-05

SEASON

- 21 David Carr, 2002
- 17 David Carr, 2005
- 16 David Carr, 2006

GAME

- 3 Eight times, last by Sage Rosenfels vs. Indianapolis, 10/5/08
- 2 29 times, last by Arian Foster at Jacksonville, 11/27/11

FUMBLES FORCED

CAREER

- 11 Mario Williams, 2006-11
- 7 Jamie Sharper, 2002-04
- 6 Antonio Smith, 2009-12
- 6 Dunta Robinson, 2004-09
- 6 DeMeco Ryans, 2006-11
- 6 Brian Cushing, 2009-12
- 5 Bernard Pollard, 2009-10
- 5 Antwan Peek, 2003-06

SEASON

- 4 J.J. Watt, 2012
- Bernard Pollard, 2010
- Mario Williams, 2008
- Shantee Orr, 2005
- 3 Danieal Manning, 2012
- Dunta Robinson, 2004
- Jamie Sharper, 2004
- Jamie Sharper, 2003
- Eric Brown, 2003

GAME

- 2 Brian Cushing at Indianapolis, 12/22/11
- Brian Cushing at Cincinnati, 10/18/09
- Shantee Orr vs. Jacksonville, 12/24/05
- Eric Brown vs. Indianapolis, 12/28/03
- Jamie Sharper at Buffalo, 11/16/03

OWN FUMBLES RECOVERED

CAREER

- 28 David Carr, 2002-06
- 11 Matt Schaub 2007-12
- 6 Chester Pitts, 2002-09

SEASON

- 12 David Carr, 2002
- 6 David Carr, 2005
- 5 David Carr, 2006
- 4 Twice, last by Matt Schaub, 2008
- 3 Chester Pitts, 2006

GAME

- 2 Five times, last: Wade Smith at Baltimore, 10/16/11

OPPONENTS' FUMBLES RECOVERED

CAREER

- 8 DeMeco Ryans, 2006-10
- 5 Morlon Greenwood, 2005-07
- 4 J.J. Watt, 2011-12
- Tim Dobbins, 2011-12
- C.C. Brown, 2005-08
- Jamie Sharper, 2002-04

SEASON

- 4 Tim Dobbins, 2012
- 3 Twice by DeMeco Ryans, 2007 and 2008
- 3 C.C. Brown, 2007
- 3 Morlon Greenwood, 2006
- 3 Jamie Sharper, 2002

GAME

- 2 DeMeco Ryans vs. Tennessee, 10/21/07



FUMBLES

YARDS RETURNING FUMBLES

LONGEST FUMBLE RETURN

- 66 Antwan Peek at Jacksonville, 12/26/04 (TD)
- 60 Charlie Anderson at Chicago, 12/19/04 (TD)
- 58 DeMarcus Faggins at Oakland, 12/3/06 (TD)

FUMBLES RETURNED FOR TOUCHDOWNS

CAREER

- 1 10 times, last by Dominique Barber, 2008-10

SEASON

- 1 10 times, last by Dominique Barber, 2009

SCORING

SCORING

SEASONS LEADING TEAM

- 8 Kris Brown, 2002-09
- 2 Neil Rackers, 2010-11

CONSECUTIVE SEASONS LEADING TEAM

- 8 Kris Brown, 2002-09
- 2 Neil Rackers, 2010-11

POINTS

CAREER

- 767 Kris Brown, 2002-09
- 340 Andre Johnson, 2003-12
- 300 Arian Foster, 2009-12

SEASON

- 138 Shayne Graham, 2012
- 135 Neil Rackers, 2011
- 124 Neil Rackers, 2010
- 124 Kris Brown, 2008
- 115 Kris Brown, 2007

POINTS, NO TOUCHDOWNS, SEASON

- 138 Shayne Graham, 2012
- 135 Neil Rackers, 2011
- 124 Kris Brown, 2008
- 124 Neil Rackers, 2010
- 115 Kris Brown, 2007

POINTS, NO TOUCHDOWNS, CAREER

- 767 Kris Brown, 2002-09
- 259 Neil Rackers, 2010-11

SEASONS, 100 OR MORE POINTS

- 4 Kris Brown, 2005, 2007-09
- 2 Arian Foster, 2010, 2012
- Neil Rackers, 2010-11
- 1 Shayne Graham, 2012

SEASON, ROOKIE

- 60 Steve Slaton, 2008
- 48 Domanick Williams#, 2003
- 30 Owen Daniels, 2006
- 24 Andre Johnson, 2003
- Wali Lundy, 2006

GAME

- 18 Arian Foster vs. Indianapolis, 9/12/10
- 18 Ryan Moats at Buffalo, 11/1/09
- 17 Shayne Graham vs. Indianapolis, 12/16/12
- 16 Kris Brown vs. Miami, 10/7/07
- 15 Kris Brown at Baltimore, 12/4/05
- Kris Brown at Miami, 9/7/03

GAME, OPPONENT

- 26 Rob Bironas vs. Tennessee, 10/21/07
- 24 Shaun Alexander at Seattle, 10/16/05
- 18 Eight times, last by Jordy Nelson vs. Green Bay, 10/14/12

CONSECUTIVE GAMES SCORING

- 99 Kris Brown, 12/14/03 – 1/3/10
- 32 Neil Rackers, 9/12/10 – 1/1/12
- 28 Kris Brown, 9/8/02 – 11/30/03
- 16 Shayne Graham, 9/9/12 – 12/30/12
- 11 Arian Foster, 12/18/11 – 11/11/12

TOUCHDOWNS

SEASONS LEADING TEAM

- 3 Arian Foster, 2010-12
- Andre Johnson, 2006-07, 2009
- Domanick Williams#, 2003-05

CONSECUTIVE SEASONS LEADING TEAM

- 3 Arian Foster, 2010-12
- Domanick Williams#, 2003-05
- 2 Andre Johnson, 2006-07

CAREER

- 56 Andre Johnson, 2003-12
- 50 Arian Foster, 2009-12
- 28 Domanick Williams#, 2003-05
- 26 Owen Daniels, 2006-12
- 24 Kevin Walter, 2007-12

SEASON

- 18 Arian Foster, 2010
- 17 Arian Foster, 2012
- 14 Domanick Williams#, 2004
- 12 Arian Foster, 2011
- 10 Steve Slaton, 2008
- 9 Andre Johnson, 2009
- 8 Andre Johnson, 2006, 2008, 2010
- Kevin Walter, 2008
- Domanick Williams#, 2003

SEASON, ROOKIE

- 10 Steve Slaton, 2008
- 8 Domanick Williams#, 2003
- 5 Owen Daniels, 2006

GAME

- 3 Arian Foster at Tennessee, 10/23/11
- 3 Arian Foster vs. Indianapolis, 9/12/10
- 3 Ryan Moats at Buffalo, 11/1/09

GAME, OPPONENT

- 4 Shaun Alexander at Seattle, 10/16/05
- 3 Nine times, last by Jordy Nelson vs. Green Bay, 10/14/12
- 2 46 times, last by James Jones vs. Green Bay on 10/14/12

GAME, ROOKIE

- 2 Nine times, last by Arian Foster vs. New England, 1/3/10

CONSECUTIVE GAMES SCORING TOUCHDOWNS

- 11 Arian Foster, 12/18/11 – 11/11/12
- 7 Domanick Williams#, 11/21/04 – 1/2/05
- 6 Arian Foster, 10/23/11 – 12/4/11
- 5 Arian Foster, 10/17/10 – 11/14/10
- 4 Andre Johnson, 12/2/07 – 12/23/07
- 3 Seven times, last by Owen Daniels, 9/23/12 – 10/8/12



POINTS AFTER TOUCHDOWNS

SEASONS LEADING TEAM

- 8 Kris Brown, 2002-09
- 2 Neil Rackers, 2010-11

ATTEMPTED, CAREER

- 253 Kris Brown, 2002-09
- 83 Neil Rackers, 2010-11

ATTEMPTED, SEASON

- 45 Shayne Graham, 2012
- 44 Kris Brown, 2009
- 43 Neil Rackers, 2010
- 40 Kris Brown, 2007
- Neil Rackers, 2011

ATTEMPTED, GAME

- 6 Kris Brown vs. Jacksonville, 12/30/07
- 5 Seven times, last by Shayne Graham vs. Baltimore, 10/21/12

ATTEMPTED, GAME, OPPONENT

- 7 Mike Vanderjagt at Indianapolis, 11/14/04
- 6 Four times, last by Mason Crosby vs. Green Bay, 10/14/12
- 5 Nine times, last by Matt Stover vs. Indianapolis, 11/29/09

CONSECUTIVE POINTS AFTER TOUCHDOWN, CAREER

- 132 Kris Brown, 11/5/06 – 1/3/10
- 116 Kris Brown, 9/8/02 – 10/29/06
- 69 Neil Rackers, 9/12/10 – 11/6/11

POINTS AFTER TOUCHDOWN PERCENTAGE, CAREER

- 99.2 Kris Brown, 2002-2009

TWO-POINT CONVERSIONS, CAREER

- 2 Andre Johnson, 2003-10
- 1 Nine players, last by Jacoby Jones, 2007-10

TWO-POINT CONVERSIONS, SEASON

- 1 12 times, last by Jacoby Jones, 2010

TWO-POINT CONVERSION, GAME

- 1 12 times, last by Jacoby Jones vs. Baltimore, 12/13/10

TWO-POINT CONVERSION, GAME, OPPONENT

- 1 Three times, last by Derrick Mason vs. Baltimore, 11/9/08

FIELD GOALS

SEASONS LEADING TEAM

- 8 Kris Brown, 2002-09
- 2 Neil Rackers, 2010-11

CONSECUTIVE SEASONS LEADING TEAM

- 8 Kris Brown, 2002-09
- 2 Neil Rackers, 2010-11

ATTEMPTED, CAREER

- 223 Kris Brown, 2002-09
- 68 Neil Rackers, 2010-11

ATTEMPTED, SEASON

- 38 Shayne Graham, 2012
- Neil Rackers, 2011
- 34 Kris Brown, 2005
- 33 Kris Brown, 2008
- 32 Neil Rackers, 2010
- Kris Brown, 2009

ATTEMPTED, GAME

- 7 Kris Brown at Miami, 9/7/03
- 6 Shayne Graham vs. Indianapolis, 12/16/12
- 5 Four times, last by Kris Brown at Cleveland, 11/23/08
- 4 12 times, last by Shayne Graham at Indianapolis, 12/30/12

FIELD GOALS, CAREER

- 172 Kris Brown, 2002-09
- 59 Neil Rackers, 2010-11

FIELD GOALS, SEASON

- 32 Neil Rackers, 2011
- 31 Shayne Graham, 2012
- 29 Kris Brown, 2008
- 27 Neil Rackers, 2010
- 26 Kris Brown, 2005

FIELD GOALS, GAME

- 5 Four times, last by Shayne Graham vs. Indianapolis, 12/16/12
- 4 Three times, last by Neil Rackers at New Orleans, 9/25/11
- 3 22 times, last by Shayne Graham at Indianapolis, 12/30/12

FIELD GOALS, GAME, OPPONENT

- *8 Rob Bironas vs. Tennessee, 10/21/07
- 5 Twice, last by Rian Lindell at Buffalo, 9/11/05
- 4 Nine times, last by Adam Vinatieri at Indianapolis, 12/22/11
- 3 18 times, last by Josh Scobee vs. Jacksonville, 11/18/12

FIELD GOALS, ONE QUARTER, GAME

- 2 17 times, last by Shayne Graham, second quarter, vs. Baltimore, 10/21/12

FIELD GOALS, ONE QUARTER, GAME, OPPONENT

- 3 Rob Bironas vs. Tennessee, second quarter, 10/21/07

CONSECUTIVE GAMES SCORING FIELD GOALS

- 15 Neil Rackers, 11/11/10 – 10/9/11
- 10 Kris Brown, 11/13/05 – 9/17/06
- 9 Kris Brown, 10/25/09 – 12/27/09
- 9 Kris Brown, 9/8/02 – 11/10/02
- 8 Kris Brown, 11/24/02 – 9/14/03
- 8 Kris Brown, 11/9/08 – 12/28/08

CONSECUTIVE FIELD GOALS MADE

- 18 Neil Rackers, 12/13/10 – 10/21/11
- 15 Kris Brown, 12/3/06 – 9/30/07
- Kris Brown, 9/7/08 – 11/23/08
- 13 Shayne Graham, 9/9/12 – 10/21/12
- 12 Neil Rackers, 10/3/10 – 12/2/10
- 10 three times, last by Kris Brown, 12/14/08 – 10/4/09

LONGEST FIELD GOAL

- 57 Neil Rackers at Denver, 12/26/10
- Kris Brown vs. Miami, 10/7/07
- 56 Kris Brown at Indianapolis, 11/8/09
- 54 Four times, last by Neil Rackers vs. Oakland, 10/9/11
- 53 Five times, last Neil Rackers at Jacksonville, 11/27/11

FIELD GOAL PERCENTAGE, CAREER

- 77.1 Kris Brown, 2002-2009

FIELD GOAL PERCENTAGE, SEASON

- 90.0 Neil Rackers, 2010
- 87.9 Kris Brown, 2008
- 86.2 Kris Brown, 2007
- 84.2 Neil Rackers, 2011
- 81.8 Kris Brown, 2003

MOST FIELD GOALS, NO MISSES, GAME

- 5 Kris Brown vs. Miami, 10/7/07
- Kris Brown at Baltimore, 12/4/05
- 4 Neil Rackers at New Orleans, 9/25/11
- 4 Kris Brown vs. Tennessee, 10/9/05

MOST FIELD GOALS, NO MISSES, GAME, OPPONENT

- 8 Rob Bironas vs. Tennessee, 10/21/07
- 5 Rian Lindell at Buffalo, 9/11/05
- Phil Dawson vs. Cleveland, 1/2/05

MOST FIELD GOALS, 50 OR MORE YARDS, CAREER

- 14 Kris Brown, 2002-09
- 7 Neil Rackers, 2010-11

SCORING

MOST FIELD GOALS, 50 OR MORE YARDS, SEASON

- 5 Kris Brown, 2007
- 4 Shayne Graham, 2012
- 4 Neil Rackers, 2011
- 3 Neil Rackers, 2010

MOST FIELD GOALS, 50 OR MORE YARDS, GAME

- *3 Kris Brown vs. Miami, 10/7/07
- 2 Neil Rackers at Denver, 12/26/10
- 1 16 times, last by Shayne Graham at Tennessee, 1/1/12

*NFL record

SAFETIES

CAREER

- 1 Connor Barwin, 2009-12
- 1 Zac Diles, 2007-10
- 1 Brian Cushing, 2009-12
- 1 Seth Payne, 2002-06

- 1 Jimmy McClain, 2002

SEASON

- 1 Connor Barwin, 2012
- 1 Brian Cushing, 2009
- 1 Seth Payne, 2002
- 1 Jimmy McClain, 2002

GAME

- 1 Connor Barwin vs. Baltimore, 10/21/12
- 1 Zac Diles at Jacksonville, 12/6/09
- 1 Brian Cushing vs. Oakland, 10/4/09
- 1 Jimmy McClain vs. Baltimore, 12/15/02
- 1 Seth Payne vs. Dallas, 9/2/02

GAME, OPPONENT

- 1 Elvis Dumervil at Denver, 9/23/12
- 1 Jeff Posey at Buffalo, 11/16/03
- 1 Eric Westmoreland at Jacksonville, 10/27/02

SERVICE

SEASONS

- 10 Andre Johnson, 2003-12
- 8 Chester Pitts, 2002-09
- 8 Kris Brown, 2002-09
- 7 Owen Daniels, 2006-12
- 7 Kevin Walter, 2006-12

GAMES PLAYED

- 138 Andre Johnson, 2003-12
- 128 Kris Brown, 2002-09
- 114 Chester Pitts, 2002-09
- 109 Kevin Walter, 2006-12

CONSECUTIVE GAMES PLAYED

- 128 Kris Brown, 2002-09
- 114 Chester Pitts, 2002-09
- 91 Eric Winston, 2006-11
- 83 Steve McKinney, 2002-07

STARTS

- 138 Andre Johnson, 2003-12
- 114 Chester Pitts, 2002-09
- 91 Owen Daniels, 2006-12
- 91 Kevin Walter, 2006-12
- 86 Eric Winston, 2006-11

CONSECUTIVE STARTS

- 114 Chester Pitts, 2002-09
- 86 Eric Winston, 2006-11
- 80 Chris Myers, 2008-12
- 77 Mario Williams, 2006-10
- 73 DeMeco Ryans, 2006-10



ALL-TIME LEADERS

RUSHING YARDS

Player	Att.	Yds.	Avg.	Long	TD
1. Arian Foster	1,010	4,521	4.5	74t	44
2. Domanick Williams#	770	3,195	4.1	51	23
3. Steve Slaton	423	1,833	4.3	71t	12
4. Ron Dayne	345	1,385	4.0	39	11
5. David Carr	268	1,235	4.6	36	8

RECEIVING YARDS

Player	Rec.	Yds.	Avg.	Long	TD
1. Andre Johnson	818	11,254	13.8	77t	56
2. Owen Daniels	361	4,365	12.1	44	26
3. Kevin Walter	326	4,083	12.5	61	24
4. Jabar Gaffney	171	2,009	11.7	69	7
5. Corey Bradford	130	1,992	15.3	81	18

RUSHING-RECEIVING

Player	Rushing	Receiving	Total
1. Andre Johnson	54	11,254	11,308
2. Arian Foster	4,521	1,531	6,052
3. Domanick Williams#	3,195	1,276	4,471
4. Owen Daniels	0	4,365	4,365
5. Kevin Walter	82	4,083	4,165

PASSING (Min. 500 att.)

Player	A	C	Pct.	Yds	TD	INT	Lg	Rtg
1. Matt Schaub	2,662	1,732	65.1	20,911	114	64	80t	93.3
2. David Carr	2,070	1,243	60.0	13,391	59	65	81	75.5

SCORING

Player	TD	PAT	FG	2PT	TP
1. Kris Brown	-	251	172	-	767
2. Andre Johnson	56	-	-	2	340
3. Arian Foster	50	-	-	-	300
4. Neil Rackers	-	82	59	-	259
5. Domanick Williams#	28	-	-	-	168
6. Owen Daniels	26	-	-	-	156
7. Kevin Walter	24	-	-	-	144
8. Shayne Graham	-	45	31	-	138
9. Corey Bradford	18	-	-	1	110
10. Steve Slaton	17	-	-	-	102

Domanick Williams was known as Domanick Davis prior to 2006.

FIELD GOALS

Player	Att.	Made	Pct.	Long
1. Kris Brown	223	172	77.1	57
2. Neil Rackers	68	59	86.8	57
3. Shayne Graham	38	31	81.6	51

PUNTING AVERAGE (Min. 250 punts)

Player	No.	Yds.	Avg.	In20	Long	Blk
1. Matt Turk	254	10,735	42.3	88	62	0
2. Chad Stanley	437	17,908	41.0	135	62	2

INTERCEPTIONS

Player	No.	Yds.	Avg.	Long	TD
1. Dunta Robinson	13	162	12.5	61	1
2. Marcus Coleman	11	217	19.7	102t	1
3. Aaron Glenn	11	221	20.1	70t	2
4. Kareem Jackson	7	94	13.4	63t	1
Jason Allen	7	35	5.0	34	0
5. Johnathan Joseph	6	128	21.3	52t	1

PUNT RETURNS

Player	No.	Yds.	Avg.	Long	TD
1. Jacoby Jones	179	1,820	10.2	79t	3
2. J.J. Moses	72	553	7.7	40	0
3. Jermaine Lewis	36	280	7.8	48	0
4. Keshawn Martin	22	267	12.1	71	0
5. Phillip Buchanon	20	180	9.0	45	0

KICKOFF RETURNS

Player	No.	Yds.	Avg.	Long	TD
1. André Davis	108	2,743	25.4	104t	3
2. J.J. Moses	117	2,658	22.7	70	0
3. Jerome Mathis	72	2,054	28.5	99t	2
4. Jacoby Jones	64	1,490	23.3	95t	1
5. Dexter Wynn	52	1,193	22.9	39	0

COMBINED YARDAGE

Player	Total	Rush	Rec.	INT	PR/KR	FR
1. Andre Johnson	11,308	54	11,254	-	-/-	-
2. Arian Foster	6,052	4,521	1,531	-	-/-	-
3. Jacoby Jones	5,091	40	1,741	-	1,820/1,490	-
4. Domanick Williams#	4,585	3,195	1,276	-	24/90	-
5. Owen Daniels	4,365	-	4,365	-	-/-	-



TEAM RECORDS



WE ARE
TEXANS



TEAM WIN-LOSS RECORDS

WIN-LOSS RECORDS

OVERALL

Year	W	L	T	Pct.
2002	4	12	0	.250
2003	5	11	0	.313
2004	7	9	0	.438
2005	2	14	0	.125
2006	6	10	0	.375
2007	8	8	0	.500
2008	8	8	0	.500
2009	9	7	0	.563
2010	6	10	0	.375
2011	10	6	0	.625
2012	12	4	0	.750
Totals	77	99	0	.438

HOME

Year	W	L	T	Pct.
2002	2	6	0	.250
2003	3	5	0	.375
2004	3	5	0	.375
2005	2	6	0	.250
2006	4	4	0	.500
2007	6	2	0	.750
2008	6	2	0	.750
2009	4	4	0	.500
2010	4	4	0	.500
2011	5	3	0	.625
2012	6	2	0	.750
Totals	45	43	0	.511

ROAD

Year	W	L	T	Pct.
2002	2	6	0	.250
2003	2	6	0	.250
2004	4	4	0	.500
2005	0	8	0	.000
2006	2	6	0	.250
2007	2	6	0	.250
2008	2	6	0	.250
2009	5	3	0	.625
2010	2	6	0	.250
2011	5	3	0	.625
2012	6	2	0	.750
Totals	32	56	0	.364

GAMES WON

CONSECUTIVE GAMES WON

- 7 10/23/11 - 12/11/11; In one season
- 6 10/21/12 - 12/2/12; In one season
- 6 12/13/09 - 9/19/10; Over two seasons
- 5 9/9/12 - 10/8/12; In one season
- 4 Twice, last 11/23/08 - 12/14/08; In one season
- 3 Three times, last 1/2/11 - 9/18/11; Over two seasons

GAMES WON, SEASON

- 12 2012
- 10 2011
- 9 2009, 2012
- 8 2007, 2008
- 7 2004
- 6 2006, 2010

CONSECUTIVE GAMES WON, SEASON

- 7 10/23/11 - 12/11/11
- 6 10/21/12 - 12/2/12
- 5 9/9/12 - 10/8/12
- 4 12/13/09 - 1/3/10
- 4 11/23/08 - 12/14/08
- 3 Four times, last 10/21/12 - 11/11/12

CONSECUTIVE GAMES WON, START OF SEASON

- 5 2012
- 2 2011
- 2 2010
- 2 2007

CONSECUTIVE GAMES WON, END OF SEASON

- 4 2009
- 2 2006

CONSECUTIVE HOME GAMES WON

- 4 twice, last 10/21/12-12/16/12
- 3 Five times, last 10/30/11 - 12/4/11
- 2 Four times, last 9/9/12 - 9/30/12

CONSECUTIVE ROAD GAMES WON

- 6 9/16/12 - 12/2/12
- 4 12/20/09 - 10/3/10
- 4 10/23/11 - 12/11/11
- 2 Five times, last 10/4/09 - 10/25/09

SHUTOUT GAMES WON OR TIED, SEASON

- 1 2010
- 1 2004

GAMES LOST

CONSECUTIVE GAMES LOST

- 7 1/2/05 - 10/23/05
- 6 11/6/05 - 12/11/05
- 6 12/7/03 - 9/19/04
- 5 12/24/05 - 9/26/06
- 5 9/15/02 - 10/20/02

GAMES LOST, SEASON

- 14 2005
- 12 2002
- 11 2003

CONSECUTIVE GAMES LOST, SEASON

- 6 Twice, last 11/6/05 - 12/11/05
- 5 9/15/02 - 10/20/02
- 4 Four times, last 12/2/10 - 12/26/10
- 3 Eight times, last 12/18/11 - 1/1/12

CONSECUTIVE GAMES LOST, START OF SEASON

- 6 2005
- 4 2008
- 2 2006
- 2 2004

CONSECUTIVE GAMES LOST, END OF SEASON

- 4 2003
- 3 2002 and 2011
- 2 2005 and 2012

CONSECUTIVE HOME GAMES LOST

- 5 12/24/04 - 10/23/05
- 4 9/22/02 - 11/17/02
- 3 Three times, last 12/24/05 - 9/24/06

CONSECUTIVE ROAD GAMES LOST

- 12 9/11/05 - 11/5/06
- 6 11/1/2010 - 12/26/2010
- 4 9/14/03 - 11/9/03
- 3 Six times, last 9/7/08 - 9/28/08

SHUTOUT GAMES LOST OR TIED, SEASON

- 1 2003



TEAM SCORING RECORDS

TOUCHDOWNS

MOST, SEASON

46 2012
46 2009
44 2010
43 2007
41 2011

FEWEST, SEASON

22 2002
26 2005
29 2003
30 2006
37 2004

MOST, GAME

6 vs. Jacksonville, 12/30/07
5 Nine times, last vs. Jacksonville (OT), 11/18/12
4 16 times, last at Detroit (OT), 11/22/12
3 45 times, last vs. Buffalo, 11/4/12

MOST ALLOWED, SEASON

52 2010
50 2005
45 2008
43 2007
42 Twice, 2003 and 2006

MOST ALLOWED, GAME

7 at Indianapolis, 11/14/04
6 Five times, last at New England, 12/10/12
5 14 times, last at New Orleans, 9/25/11
4 29 times, last at Indianapolis, 12/30/12

FEWEST ALLOWED, SEASON

27 2011
38 2012
39 2009
39 2004
40 2002
42 Twice; 2003 and 2006

FEWEST ALLOWED, GAME

0 14 times, last at Chicago, 11/11/12
1 35 times, last at Tennessee, 12/2/12
2 39 times, last vs. Minnesota, 12/23/12
3 35 times, last at Denver 12/26/10

SCORING

MOST SCORED, SEASON

416 2012
390 2010
388 2009
381 2011
379 2007

MOST SCORED, GAME

43 vs. Jacksonville (OT), 11/18/12
43 vs. Baltimore, 10/21/12
42 vs. Jacksonville, 12/30/07
41 at Tennessee, 10/23/11
38 vs. Tennessee, 9/30/12

FEWEST POINTS SCORED, SEASON

213 2002
255 2003
260 2005
267 2006
306 2004

FEWEST POINTS SCORED, GAME

0 at Jacksonville, 12/7/03
3 Six times, last at Tampa Bay, 12/14/03
6 Twice, last vs. Minnesota, 12/23/12

7 Five times, last vs. New York Jets, 9/13/09
10 Eight times, last vs. New York Giants, 10/10/10

MOST POINTS SCORED, SEASON, OPPONENT

431 2005
427 2010
394 2008
384 2007
380 2003

MOST POINTS SCORED, GAME, OPPONENT

49 at Indianapolis, 11/14/04
45 vs. Kansas City, 11/20/05
43 at Indianapolis, 9/17/06
42 Four times, last at New England, 12/10/12

FEWEST POINTS SCORED, SEASON, OPPONENT

278 2011
331 2012
333 2009
339 2004
356 2002
366 2006

FEWEST POINTS SCORED, GAME, OPPONENT

0 vs. Tennessee, 11/28/10
0 at Jacksonville, 12/26/04
3 vs. Kansas City, 9/9/07
5 at Chicago, 12/19/04
6 Seven times, last at Chicago, 11/11/12
7 Five times, last at Jacksonville, 9/16/12

MOST POINTS, SHUTOUT VICTORY, GAME

21 Texans 21 at Jacksonville 0, 12/26/04
20 Texans 20 vs. Tennessee 0, 11/28/10

FEWEST POINTS, SHUTOUT VICTORY, GAME

20 Texans 20 vs. Tennessee 0, 11/28/10
21 Texans 21 at Jacksonville 0, 12/26/04

MOST POINTS, GAME, BOTH TEAMS

80 Texans 43 vs. Jacksonville, 37 (OT), 11/18/12
74 Texans 36 vs. Tennessee 38, 10/21/07
73 Texans 33 at New Orleans 40, 9/25/11
70 Texans 42 vs. Jacksonville 28, 12/30/07
67 Texans 24 at Indianapolis 43, 9/17/06

FEWEST POINTS, GAME, BOTH TEAMS

16 Texans 3 vs. Tennessee 13, 12/29/02
19 Twice, last Texans 13 at Chicago 6, 11/11/12
20 Twice, last Texans 20 vs. Tennessee 0, 11/28/10
21 Texans 21 at Jacksonville 0, 12/26/04
22 Three times, last Texans 16 at Cleveland 6, 11/23/08

MOST POINTS IN FIRST QUARTER

17 Twice, last vs. Indianapolis, 9/11/11
14 Eight times, last at Tennessee, 12/2/12
10 Eight times, last vs. Indianapolis, 12/16/12

MOST POINTS IN SECOND QUARTER

24 vs. Arizona, 12/18/05
vs. Miami, 9/9/12
21 vs. Jacksonville, 12/30/07
20 vs. Baltimore, 10/21/12
17 Seven times, last at Tennessee, 10/23/11
14 11 times, last at Detroit, 11/22/12
13 Twice, last at Jacksonville, 11/27/11
10 15 times, last vs. Indianapolis, 12/16/12

MOST POINTS IN THIRD QUARTER

14 11 times, last vs. Tennessee, 9/30/12
10 10 times, last at Indianapolis, 12/30/12

MOST POINTS IN FOURTH QUARTER

29 vs. Tennessee, 10/21/07
22 at Buffalo, 11/1/09
21 Four times, last vs. Kansas City, 10/17/10
20 at New York Jets, 11/21/10



TEAM SCORING RECORDS

MOST POINTS IN FIRST QUARTER, OPPONENT

- 21 at Tennessee, 12/19/10
- 17 at New England, 12/17/06
- 14 14 times, last at New England, 12/10/12
- 13 at Oakland, 12/21/08
- 10 10 times, last at Indianapolis, 11/8/09

MOST POINTS IN SECOND QUARTER, OPPONENT

- 21 Three times, last at Indianapolis, 12/23/07
- 17 Five times, last vs. Jacksonville, 1/2/11
- 16 vs. Tennessee, 10/21/07
- 14 23 times, last at Detroit, 11/22/12
- 13 Three times, last vs. Tennessee, 1/1/12

MOST POINTS IN THIRD QUARTER, OPPONENT

- 21 at Indianapolis, 11/14/04
- 17 at Cleveland, 10/20/02
- 14 Nine times, last at Oakland, 12/21/08
- 13 vs. Indianapolis, 9/23/07
- 10 11 times, last vs. Jacksonville, 11/18/12

MOST POINTS IN FOURTH QUARTER, OPPONENT

- 23 at New Orleans, 9/25/11
- 22 vs. Baltimore, 11/9/08
- 21 Three times, last vs. Indianapolis, 11/29/09
- 17 Three times, last at Dallas, 10/15/06
- 16 at New York Jets, 12/5/04

MOST POINTS IN FIRST QUARTER, BOTH TEAMS

- 24 Texans 10, San Diego 14, 11/7/10
- 21 Six times, last Texans 0 at Tennessee 21, 12/19/10
- 20 Texans 7 at Oakland 13, 12/21/08
- 17 Nine times, last Texans 14 at Tennessee 3, 12/2/12

MOST POINTS IN SECOND QUARTER, BOTH TEAMS

- 31 Texans 24 vs. Arizona 7, 12/18/05
- 28 Five times, last Texans 14 at Detroit 14, 11/22/12
- 27 Twice, Texans 17 vs. Jacksonville 10, 1/2/11
- 24 Five times, last Texans 7 at Jacksonville 17, 12/6/09
- 21 Eight times, last Texans 7 vs. Baltimore 14, 12/13/10
- 20 11 times, last Texans 10 vs. Indianapolis 10, 12/16/12

MOST POINTS IN THIRD QUARTER, BOTH TEAMS

- 28 Texans 7 at Indianapolis 21, 11/14/04
- 27 Texans 10 at Cleveland 17, 10/20/02
- 21 Three times, last Texans 7 at Indianapolis 14, 11/16/08
- 18 Texans 10 at Philadelphia 8, 9/29/02
- 17 Five times, last Texans 10 at Indianapolis 7, 12/30/12

MOST POINTS IN FOURTH QUARTER, BOTH TEAMS

- 37 Texans 14 at New Orleans 23, 9/25/11
- 35 Texans 29 vs. Tennessee 6, 10/21/07
- 34 Texans 13 at Indianapolis 21, 9/17/06
- 30 Texans 20 at New York Jets 10, 11/21/10
- 29 Texans 8 at Jacksonville 21, 10/14/07

CONSECUTIVE GAMES SCORING A TOUCHDOWN

- 105 10/22/06 through 12/16/12
- 29 12/21/03 through 11/27/05
- 28 9/12/02 through 11/30/03
- 8 12/11/05 through 10/1/06

CONSECUTIVE GAMES SCORING

- 148 12/14/03 – 12/30/12
- 28 9/8/02 – 12/30/03

CONSECUTIVE QUARTERS HELD SCORELESS

- 7 4th quarter vs. Atlanta, 11/30/03, through 2nd quarter at Tampa Bay, 12/14/03
- 4 Three times, last 3rd quarter at Buffalo, 9/11/05 through 2nd quarter vs. Pittsburgh, 9/18/05

CONSECUTIVE QUARTERS HELD SCORELESS, OPPONENTS

- 5 3rd quarter vs. Jacksonville, 1/2/11, through 3rd quarter vs. Indianapolis, 9/11/11
- 4 Four times, last 1st quarter through 4th quarter vs. Tennessee, 11/28/10
- 3 4th quarter vs. Miami, 9/9/12, through 2nd quarter at Jacksonville, 9/16/12
- 3 3rd quarter vs. Seattle, 12/13/09, through 1st quarter at St. Louis, 12/20/09
- 3 4th quarter at Cleveland, 11/23/08, through 2nd quarter vs. Jacksonville, 12/1/08
- 3 3rd quarter vs. New Orleans, 11/18/07, through 1st quarter at Cleveland, 11/25/07

CONSECUTIVE QUARTERS HELD WITHOUT A TOUCHDOWN, OPPONENTS

- 13 vs. Indianapolis, 12/12/04, through vs. Cleveland, 1/2/05
- 9 vs. Baltimore, 10/21/12 through at Chicago, 11/11/12
- 8 vs. Cleveland, 12/31/06, through vs. Kansas City, 9/9/07
- 6 vs. Miami, 9/9/12 through at Jacksonville, 9/16/12
- 6 at Cleveland, 11/23/08, through vs. Jacksonville, 12/1/08

MOST POINTS BY HALF

FIRST HALF

- 34 vs. Indianapolis, 9/11/11
- 29 vs. Baltimore, 10/21/12
- 27 at Miami, 12/27/09
- 24 Six times, last vs. Miami, 9/9/12
- 21 Seven times, last at Tennessee, 12/2/12
- 20 Seven times, last vs. Indianapolis, 12/16/12

SECOND HALF

- 29 vs. Tennessee, 10/21/07
- 28 vs. Kansas City, 10/17/10
- 28 vs. Minnesota, 10/10/04
- 25 at Buffalo, 11/1/09
- 24 vs. Tennessee, 9/30/12
- 21 13 times, last at Tampa Bay, 11/13/11
- 20 Three times, last at New York Jets, 11/21/10

MOST POINTS BY HALF, OPPONENT

FIRST HALF

- 35 at San Diego, 10/28/07
- 31 vs. Kansas City, 11/20/05
- 27 at New England, 12/17/06
- 24 Six times, last at Tennessee, 12/19/10
- 22 vs. Tennessee, 10/21/07

SECOND HALF

- 30 at New Orleans, 9/25/11
- 29 vs. Baltimore, 11/9/08
- 28 Four times, last vs. Indianapolis, 11/29/09
- 27 Two times, last at Jacksonville, 10/14/07
- 24 Six times, last at Denver, 12/26/10

MOST POINTS BY HALF, BOTH TEAMS

FIRST HALF

- 48 Texans 24 at Tennessee 24, 9/20/09
- 38 Three times, last Texans 21 vs. Jacksonville 17, 9/27/09
- 37 Texans 20 vs. Jacksonville 17, 1/2/11
- 35 Three times, last Texans 14 at Detroit 21, 11/22/12
- 34 Six times, last Texans 17 vs. Jacksonville 17, 11/18/12

SECOND HALF

- 47 Texans 17 at New Orleans 30, 9/25/11
- 45 Texans 28 vs. Kansas City 17, 10/17/10
- 45 Texans 29 vs. Tennessee 16, 10/21/07
- 44 Texans 21 at Indianapolis 23, 9/17/06



TEAM SCORING RECORDS

EXTRA POINTS

SEASON

45	2012
43	Twice; 2009 and 2010
40	2007
39	2011
37	2008

GAME

6	vs. Jacksonville, 12/30/07
5	Five times, last vs. Baltimore, 10/21/12
4	20 times, last at Detroit (OT), 11/22/12
3	41 times, last at Tennessee, 12/2/12

SEASON, OPPONENT

50	2010
47	2005
44	2008
42	2007
40	2003

GAME, OPPONENT

7	twice, last at New Orleans, 9/25/11
6	Five times, last at New England, 12/10/12
5	10 times, last vs. Indianapolis, 11/29/09

TWO-POINT CONVERSIONS

SEASON

2	2007
2	2006
2	2002
1	2010, 2009, 2005, 2004, 2008

GAME

1	12 times, last vs. Baltimore, 12/13/10
---	--

DEFENSIVE TOUCHDOWNS

SEASON

5	2004
4	2012
3	2009
3	2002
2	2007
2	2006
1	2011
1	2008
1	2003

GAME

2	vs. Tennessee, 9/30/12
2	at Pittsburgh, 12/8/02
1	21 times, last vs. Baltimore, 10/21/12

SCORING MARGIN

MARGIN OF VICTORY

34	at Tennessee, 10/23/11
30	vs. Baltimore, 10/21/12
29	vs. Cincinnati, 10/26/08
28	at Tampa Bay, 11/13/11
27	Twice, last vs. Indianapolis, 9/11/11

MARGIN OF DEFEAT

35	at Indianapolis, 11/14/04
35	vs. Cincinnati, 11/03/02
33	at New England, 12/17/06
32	at Seattle, 10/16/05
28	Five times, last at New England, 12/10/12

COMEBACK VICTORIES (POINTS BEHIND)

18	vs. Tennessee, 11/28/04, 31-21 final
17	at Washington, 9/19/10, 30-27 final (OT)
14	Four times, last vs. Jacksonville, 11/18/12, 43-37 final (OT)
11	vs. Miami, 10/12/08, 29-28 final
10	Three times, last at Detroit, 11/22/12, 34-31 final (OT)

LARGEST DEFICIT OVERCOME

25	vs. Tennessee, 10/21/07, down 32-7, 36-38 final
21	vs. Baltimore, 12/13/10, down 21-0 and 28-7, 28-34 final (OT)
21	at Arizona, 10/11/09, down 21-0, 21-28 final
21	vs. Minnesota, 10/10/04, down 21-0, 28-34 final (OT)
18	vs. Tennessee, 11/28/04, down 21-3, 31-21 final

LARGEST LEAD BEFORE OPPONENT SCORES

34	vs. Indianapolis, 9/11/11
27	Twice, last at Tennessee, 10/23/11
24	vs. Seattle, 12/13/09
21	Three times, last vs. San Francisco, 10/25/09
20	vs. Tennessee, 11/28/10
17	Six times, last at Jacksonville, 9/16/12

SCORING DRIVES

LONGEST SCORING DRIVE (YARDS)

99	vs. Baltimore, 12/13/10, 15 plays, TD
98	vs. Tennessee, 10/21/07, 7 plays, TD
98	at Tennessee, 10/12/03, 2 plays, TD
97	at Denver, 9/23/12, 14 plays, TD
97	at Detroit, 11/22/12, 15 plays, TD
96	vs. Kansas City, 9/21/03, 9 plays, TD
95	vs. Pittsburgh, 10/2/11, 19 plays, TD

LONGEST SCORING DRIVE (PLAYS)

19	vs. Pittsburgh, 10/2/11, 95 yards, TD
19	vs. Atlanta, 12/4/11, 85 yards, TD
18	at New York Giants, 11/5/06, 80 yards, TD
17	at Jacksonville, 80 yards, TD
16	Eight times, last vs. Baltimore, 12/13/10, 70 yards, FG
15	12 times, last at Detroit, 11/22/12, 97 yards, TD
14	16 times, last vs. Jacksonville, 11/18/12, 73 yards, FG

LONGEST SCORING DRIVE (TIME)

10:55	vs. Pittsburgh, 10/2/11, 19 plays, 95 yards, TD
10:41	vs. Atlanta, 12/4/11, 19 plays, 85 yards, TD
10:26	vs. Kansas City, 9/9/07, 15 plays, 65 yards, FG
10:08	vs. Detroit, 10/19/08, 15 plays, 79 yards, TD
9:29	vs. Indianapolis, 12/24/06, 15 plays, 51 yards, FG

SHORTEST SCORING DRIVE (YARDS)

-7	at Tennessee, 9/21/08, 4 plays, FG
-5	at Pittsburgh, 12/8/02, 4 plays, FG
-4	at Pittsburgh, 9/7/08, 4 plays, FG
-1	Twice, last at Jacksonville, 11/27/11, 4 plays, FG
0	Twice, last at New York Jets, 10/8/12, 3 plays, FG
1	Twice, last vs. Miami, 9/9/12, 2 plays, TD
2	Twice, last at Jacksonville, 12/6/09, 4 plays, FG

SHORTEST SCORING DRIVE (PLAYS)

1	13 times, last at Tampa Bay, 11/13/11, 80 yards, TD
2	17 times, last at Detroit, 11/22/12, 81 yards, TD
3	17 times, last at New York Jets, 10/8/12, 0 yards, FG
4	28 times, last vs. Buffalo, 11/4/12, 77 yards, TD

SHORTEST SCORING DRIVE (TIME)

0:02	vs. Cleveland, 11/6/11, 1 play, 0 yards, FG
0:04	vs. San Diego, 11/7/10, 1 play, 8 yards, TD
0:04	vs. Jacksonville, 12/1/08, 1 play, 7 yards, TD
0:04	at Denver, 11/7/04, 1 play, 1 yard, TD
0:07	vs. Jacksonville, 12/1/08 1 play, 40 yards, TD
0:09	at New York Jets, 11/21/10, 1 play, 43 yards, TD



TEAM TOTAL OFFENSE RECORDS

MOST NET YARDS GAINED, SEASON

6,186 2010
6,129 2009
6,113 2008
5,954 2011
5,953 2012

MOST NET YARDS GAINED, GAME

640 vs. Jacksonville (OT), 11/18/12
549 at Green Bay, 12/7/08
526 at Washington (OT), 9/19/10
518 at Tennessee, 10/23/11
501 at Detroit (OT), 11/22/12

FEWEST NET YARDS GAINED, SEASON

3,572 2002
4,053 2005
4,306 2003
4,465 2006
5,128 2004

FEWEST NET YARDS GAINED, GAME

47 at Pittsburgh, 12/8/02
107 at Tampa Bay, 12/14/03
118 at San Diego, 9/15/02
120 at Buffalo, 9/11/05
124 at Jacksonville, 12/7/03

MOST NET YARDS ALLOWED, SEASON

6,082 2003
6,031 2010
5,824 2005
5,507 2007
5,458 2004

MOST NET YARDS ALLOWED, GAME

535 at Tennessee, 10/12/03
525 at Detroit (OT), 11/22/12
515 at Indianapolis, 9/17/06
510 vs. Minnesota (OT), 10/10/04
495 vs. Washington, 9/24/06

FEWEST NET YARDS ALLOWED, SEASON

4,571 2011
5,172 2012
5,198 2009
5,230 2002
5,385 2008

FEWEST NET YARDS ALLOWED, GAME

117 at Jacksonville, 9/16/12
126 at Jacksonville, 12/26/04
148 at Tennessee, 10/23/11
162 vs. Tennessee, 11/28/10
165 vs. Oakland, 10/4/09

MOST NET YARDS GAINED, SEASON, BOTH TEAMS

12,217 2010
11,498 2008
11,327 2009
11,125 2012
10,844 2007

MOST NET YARDS GAINED, GAME, BOTH TEAMS

1,098 Texans 640 vs. Jacksonville 458 (OT), 11/18/12
1,026 Texans 501 at Detroit 525 (OT), 11/22/12
993 Texans 458 at Tennessee 535, 10/12/03
947 Texans 526 at Washington 421 (OT), 9/19/10
937 Texans 549 at Green Bay 388, 12/7/08

FEWEST NET YARDS GAINED, SEASON, BOTH TEAMS

8,802 2002
9,865 2006
9,877 2005
10,388 2003
10,525 2011

FEWEST NET YARDS GAINED, GAME, BOTH TEAMS

385 Texans 118 at San Diego 267, 9/15/02
426 Texans 124 at Oakland 302, 12/3/06
428 Texans 198 at New England 230, 12/17/06
436 Texans 120 at Buffalo 316, 9/11/05
443 Texans 165 at Indianapolis 278, 12/1/02

MOST NET YARDS GAINED, FIRST HALF

364 vs. Seattle, 12/13/09
306 at Miami, 12/27/09
303 at Tennessee, 10/23/11
301 at New Orleans, 9/25/11
286 vs. Jacksonville, 1/2/11

MOST NET YARDS GAINED, SECOND HALF

309 vs. Tennessee, 10/21/07
306 vs. Kansas City, 10/17/10
301 vs. Baltimore, 12/13/10
288 at Jacksonville, 11/14/10
286 at Arizona, 10/11/09

FEWEST NET YARDS GAINED, FIRST HALF

21 at Pittsburgh, 12/8/02
24 vs. Tennessee, 10/21/07
46 at Tampa Bay, 12/14/03
47 at San Diego, 9/15/02
53 at Oakland, 12/3/06

FEWEST NET YARDS GAINED, SECOND HALF

4 vs. Indianapolis, 10/23/05
26 at Pittsburgh, 12/8/02
47 Twice, last at Jacksonville, 11/27/11
54 at Chicago, 11/11/12
58 vs. Green Bay, 11/21/04

MOST NET YARDS ALLOWED, FIRST HALF

299 vs. Washington, 9/24/06
297 at Arizona, 10/11/09
292 at Indianapolis, 12/23/07
292 vs. Kansas City, 11/20/05
291 at Tennessee, 10/12/03

MOST NET YARDS ALLOWED, SECOND HALF

302 at Indianapolis, 11/16/05
295 vs. New England, 11/23/03
291 at Jacksonville, 11/14/10
282 at Denver, 12/26/10
277 at New Orleans, 9/25/11

FEWEST NET YARDS ALLOWED, FIRST HALF

43 at Jacksonville, 9/16/12
50 vs. San Francisco, 10/25/09
54 vs. Tennessee, 11/28/10
61 at Jacksonville, 12/26/04
70 vs. Cleveland, 11/6/11

FEWEST NET YARDS ALLOWED, SECOND HALF

41 at San Diego, 10/28/07
43 at Arizona, 10/11/09
46 vs. Oakland, 10/4/09
61 vs. Jacksonville, 10/30/11
65 at Jacksonville, 12/26/04

MOST NET YARDS GAINED, FIRST QUARTER

185 at New Orleans, 9/25/11
184 at Tampa Bay, 11/13/11
174 vs. Seattle, 12/13/09
161 at Oakland, 10/3/10
154 vs. Jacksonville, 1/2/11

MOST NET YARDS GAINED, SECOND QUARTER

207 at Tennessee, 10/23/11
190 vs. Seattle, 12/13/09
179 at Miami, 12/27/09
174 vs. Buffalo, 10/13/02
173 at Washington, 9/19/10



TEAM TOTAL OFFENSE RECORDS

MOST NET YARDS GAINED, THIRD QUARTER

183	at Oakland, 10/3/10
175	vs. Carolina, 12/18/11
170	at Jacksonville, 11/14/10
169	at Indianapolis, 11/8/09
155	at Philadelphia, 12/2/10

MOST NET YARDS GAINED, FOURTH QUARTER

253	vs. Tennessee, 10/21/07
203	vs. Jacksonville, 11/18/12
196	at Arizona, 10/11/09
194	vs. Baltimore, 12/13/10
189	at Indianapolis, 9/17/06

FEWEST NET YARDS GAINED, FIRST QUARTER

-5	at Indianapolis, 11/14/04
-3	at Buffalo, 9/11/05
4	at Pittsburgh, 12/8/02
6	at Tennessee, 12/19/10
11	vs. Tennessee, 10/21/07

FEWEST NET YARDS GAINED, SECOND QUARTER

4	at San Francisco, 1/1/06
6	at San Diego, 9/15/02
9	vs. New England, 11/23/03
11	at Oakland, 12/3/06
13	vs. Tennessee, 10/21/07

FEWEST NET YARDS GAINED, THIRD QUARTER

2	vs. Pittsburgh, 10/2/11
7	at Kansas City, 9/26/04
10	vs. Philadelphia, 9/10/06
11	at New York Jets, 11/26/06
11	at New York Jets, 11/21/10

FEWEST NET YARDS GAINED, FOURTH QUARTER

-17	vs. Indianapolis, 10/23/05
-9	at Cincinnati, 11/9/03
8	vs. Arizona, 12/18/05
8	at Pittsburgh, 12/8/02
14	Twice, last at New York Giants, 11/5/06

MOST NET YARDS ALLOWED, FIRST QUARTER

220	vs. Buffalo, 11/19/06
191	at Indianapolis, 11/8/09
171	vs. Pittsburgh, 9/18/05
166	vs. San Diego, 11/7/10
160	at Philadelphia, 12/2/10

MOST NET YARDS ALLOWED, SECOND QUARTER

193	vs. Philadelphia, 9/10/06
177	vs. Tennessee, 12/21/01
170	at Jacksonville, 12/6/09
168	at Indianapolis, 12/23/07
165	vs. Tennessee, 10/21/07

MOST NET YARDS ALLOWED, THIRD QUARTER

224	at Indianapolis, 11/16/08
170	at Denver, 12/26/10
168	vs. Jacksonville, 9/28/03
164	at Tennessee, 12/2/07
158	vs. Dallas, 9/8/02

MOST NET YARDS ALLOWED, FOURTH QUARTER

224	vs. Indianapolis, 9/12/10
213	at Jacksonville, 11/14/10
210	vs. Green Bay, 11/21/04
201	at New Orleans, 9/25/11
176	at Carolina, 9/16/07

FEWEST NET YARDS ALLOWED, FIRST QUARTER

-9	vs. New York Jets, 9/13/03
-1	at Jacksonville, 12/26/04
1	vs. San Francisco, 10/25/09
4	vs. Detroit, 10/18/08
5	vs. Indianapolis, 9/11/11

FEWEST NET YARDS ALLOWED, SECOND QUARTER

0	at Jacksonville, 9/16/12
11	at Carolina, 9/16/07
17	at New Orleans, 9/14/03
26	vs. Buffalo, 11/19/06
26	at Cleveland, 10/20/02

FEWEST NET YARDS ALLOWED, THIRD QUARTER

-5	vs. Miami, 9/9/12
1	at Tampa Bay, 11/13/11
4	at Indianapolis, 12/30/12
6	at Cincinnati, 10/18/09
7	vs. Baltimore, 12/13/10

FEWEST NET YARDS ALLOWED, FOURTH QUARTER

2	at Pittsburgh, 9/7/08
3	vs. Dallas, 9/8/02
7	at Tennessee, 9/21/08
9	at Arizona, 10/11/09
11	at Tennessee, 10/23/11

TEAM RUSHING RECORDS

RUSHING YARDS

SEASON

2,448	2011
2,123	2012
2,042	2010
1,882	2004
1,846	2008

GAME

261	vs. Cleveland, 11/6/11
257	vs. Indianapolis, 9/12/10
249	at Oakland, 10/3/10
244	vs. Jacksonville, 1/2/11
222	at Tennessee, 10/23/11

FEWEST, SEASON

1,347	2002
1,475	2009
1,586	2007
1,651	2003
1,687	2006

FEWEST, GAME

24	vs. New York Giants, 10/10/10
25	at New York Jets, 11/26/06
28	vs. Tennessee, 12/29/02
30	at Tennessee, 12/19/10
34	Three times, last vs. Minnesota, 12/23/12

ALLOWED, SEASON

2,370	2003
2,303	2005
2,089	2002
1,963	2008
1,956	2006

ALLOWED, GAME

320	at Seattle, 10/16/05
247	at Washington, 12/22/02
244	at Jacksonville, 10/14/07
240	at Tennessee, 9/20/09
240	at Cincinnati, 11/9/03



TEAM RUSHING RECORDS

RUSHING YARDS, CONT.

FEWEST ALLOWED, SEASON

1,536 2011
1,560 2012
1,711 2009
1,751 2010
1,825 2007

FEWEST ALLOWED, GAME

18 at Washington, 9/19/10
24 vs. Tennessee, 11/28/10
27 at New York Jets, 11/26/06
39 Twice, last vs. Arizona, 12/18/05
44 Three times, last vs. Cleveland, 11/6/11

SEASON, BOTH TEAMS

4,119 2005
4,021 2003
3,984 2011
3,809 2008
3,793 2010

GAME, BOTH TEAMS

442 Texans 244 vs. Jacksonville 198, 1/2/11
387 Texans 67 at Seattle 320, 10/16/05
380 Texans 140 at Cincinnati 240, 11/9/03
367 Texans 249 at Oakland 118, 10/3/10
360 Texans 132 vs. Kansas City 228, 10/17/10

FEWEST, SEASON, BOTH TEAMS

3,186 2009
3,683 2012
3,411 2007
3,436 2002
3,643 2006

FEWEST, GAME, BOTH TEAMS

52 Texans 25 at New York Jets 27, 11/26/06
76 Texans 58 at Washington 18, 9/19/10
89 Texans 45 at Arizona 44, 10/11/09
131 Texans 24 vs. New York Giants 117, 10/10/10
132 Twice, last Texans 24 vs. Indianapolis 30, 9/23/07

ATTEMPTS

SEASON

546 2011
508 2012
481 2004
437 2005
432 2008

GAME

48 at Jacksonville, 9/16/12
47 at Tennessee, 10/23/11
44 Twice, last at Tampa Bay, 11/13/11
42 Three times, last vs. Indianapolis, 9/12/10
41 Three times, last vs. Indianapolis, 9/11/11

FEWEST, SEASON

417 2007
421 2003
423 2010
424 2002
425 2009

FEWEST, GAME

12 vs. Tennessee, 10/21/07
13 vs. New York Jets, 9/13/09
14 at New York Jets, 11/26/06
15 vs. New York Giants, 10/10/10

SEASON, OPPONENT

533 2003
509 2002
506 2005
446 2006
438 2008

GAME, OPPONENT

57 at Cincinnati, 11/9/03
47 at San Francisco, 1/1/06
46 at Washington, 12/22/02
42 Six times, last vs. Minnesota, 12/23/12
41 vs. New England, 11/23/03

FEWEST, SEASON, OPPONENT

378 2011
390 2012
396 2009
417 2007
417 2004

FEWEST, GAME, OPPONENT

10 vs. Indianapolis, 9/12/10
12 three times, last vs. Baltimore, 10/21/12
13 vs. Arizona, 12/18/05
14 Twice, last at Jacksonville, 9/16/12

RUSHING AVERAGE

SEASON

4.8 2010
4.5 2011
4.3 2008
4.2 2012
4.2 2005

GAME

7.4 at Cincinnati, 11/9/03
7.3 at Detroit (OT), 11/22/12
7.2 vs. Buffalo, 11/19/06
7.1 at Indianapolis, 11/16/08
7.1 vs. Tennessee, 11/28/04

LOWEST, SEASON

3.2 2002
3.5 2009
3.8 2007
3.9 2003, 2004, 2006

LOWEST, GAME

1.2 at Buffalo, 11/16/03
1.3 vs. Tennessee, 12/29/02
1.4 at Pittsburgh, 12/8/02
1.6 vs. New York Giants, 10/10/10
1.8 at New York Jets, 11/26/06
1.8 at Tennessee, 12/19/10

SEASON, OPPONENT

4.6 2005
4.5 2008
4.4 2003, 2004, 2006, 2007

GAME, OPPONENT

9.4 at Jacksonville, 10/14/07
9.2 at Tennessee, 9/20/09
7.6 Twice, last at Seattle, 10/16/05
6.6 vs. Tennessee, 12/10/06
6.5 Three times, last at Buffalo, 11/16/03



TEAM RUSHING RECORDS

RUSHING AVERAGE , CONT.

LOWEST, SEASON, OPPONENT

- 4.0 2010
- 4.1 2002, 2011, 2012
- 4.3 2009
- 4.4 Four times, last in 2007

LOWEST, GAME, OPPONENT

- 1.0 at New York Jets, 11/26/06
- 1.1 at Washington, 9/19/10
- 2.0 vs. Tennessee, 11/28/10
- 2.0 vs. Oakland, 10/4/09
- 2.1 Three times, last vs. Cleveland, 11/6/11

RUSHING TOUCHDOWNS

SEASON

- 20 2010
- 19 2012
- 18 2011
- 16 2004, 2008
- 14 2003

GAME

- 3 11 times, last at Jacksonville, 9/16/12
- 2 30 times, last at New England, 12/10/12
- 1 56 times, last at Indianapolis, 12/30/12

SEASON, OPPONENT

- 21 2005
- 18 2008
- 17 2009
- 16 2006 and 2010
- 15 2007

GAME, OPPONENT

- 5 at Seattle, 10/16/05
- 4 Twice, last vs. Jacksonville, 9/27/09
- 3 Five times, last at Pittsburgh, 9/7/08
- 2 32 times, last at Detroit (OT), 11/22/12

100-YARD RUSHING GAMES BY AN INDIVIDUAL

SEASON

- 11 2011
- 8 2010
- 7 2012
- 5 2004, 2008
- 4 2003
- 3 2005,
- 2 2006, 2009

SEASON, OPPONENT

- 10 2005
- 7 2003 and 2004
- 6 2007
- 5 2002 and 2008
- 4 2006, 2009 and 2010

CONSECUTIVE GAMES WITH A RUSHING TOUCHDOWN

TEXANS

- 7 at Oakland, 10/3/10, through at New York Jets, 11/21/10
- 6 vs. Tennessee, 11/28/04, through vs. Cleveland, 1/2/05
- 6 at Tennessee, 10/23/11, through vs. Atlanta, 12/4/11
- 5 vs. Tennessee, 9/30/12, through vs. Buffalo, 11/4/12
- 5 vs. Carolina, 12/18/11 through at Jacksonville, 9/16/12
- 5 at Oakland, 12/3/06, through vs. Cleveland, 12/31/06
- 5 vs. Tennessee, 11/28/04, through at Jacksonville, 12/26/04
- 4 vs. Indianapolis, 10/5/08, through vs. Cincinnati, 10/26/08
- 4 vs. New York Jets, 10/19/03, through at Cincinnati, 11/9/03

OPPONENT

- 6 at Pittsburgh, 9/7/08, through vs. Detroit, 10/19/08
- 5 at Washington, 9/19/10 through vs. Kansas City, 10/17/10
- 5 at Buffalo, 11/1/09 through at Jacksonville, 12/6/09
- 5 at Dallas, 10/15/06, through at Jacksonville, 11/12/06
- 5 at Jacksonville, 11/6/05, through at Baltimore, 12/4/05
- 5 at New Orleans, 9/14/03, through vs. New York Jets, 10/19/03
- 5 at Philadelphia, 12/2/10, through vs. Jacksonville, 1/2/11
- 4 at New York Jets, 11/26/06, through at New England, 12/17/06
- 4 at Philadelphia, 9/29/02, through at Jacksonville, 10/27/02

TEAM PASSING RECORDS

NET YARDS PASSING

MOST, SEASON

- 4,654 2009
- 4,267 2008
- 4,144 2010
- 3,830 2012
- 3,748 2007

MOST, GAME

- 504 vs. Jacksonville (OT), 11/18/12
- 468 at Washington (OT), 9/19/10
- 408 at Green Bay, 12/7/08
- 403 vs. Oakland, 10/9/11
- 385 at Cincinnati, 10/18/09

FEWEST, SEASON

- 2,225 2002
- 2,237 2005
- 2,655 2003
- 2,778 2006
- 3,246 2004

FEWEST, GAME

- 5 at Oakland, 12/3/06
- 6 vs. Indianapolis, 10/23/05
- 10 at Pittsburgh, 12/8/02
- 25 at Buffalo, 9/11/05
- 29 at San Diego, 9/15/02

NET YARDS PASSING, CONT.



TEAM PASSING RECORDS

MOST ALLOWED, SEASON

4,280 2010
3,712 2003
3,682 2007
3,615 2004
3,612 2012

MOST ALLOWED, GAME

421 at Tennessee, 10/12/03
419 at Detroit (OT), 11/22/12
419 vs. Indianapolis, 9/12/10
403 at Washington, 9/19/10
390 at Indianapolis, 9/17/06

FEWEST ALLOWED, SEASON

3,035 2011
3,141 2002
3,423 2008
3,444 2006
3,487 2009

FEWEST ALLOWED, GAME

31 at Jacksonville, 12/26/04
52 at Jacksonville, 9/16/12
86 at Tennessee, 10/29/06
90 vs. Jacksonville, 10/30/11
95 at Tennessee, 10/23/11

MOST, SEASON, BOTH TEAMS

8,424 2010
8,141 2009
7,690 2008
7,442 2012
7,430 2007

MOST, GAME, BOTH TEAMS

876 Texans 504 vs. Jacksonville 378 (OT), 11/18/12
871 Texans 468 at Washington 403 (OT), 9/19/10
788 Texans 367 at Tennessee 421, 10/12/03
746 Texans 358 vs. Minnesota 388 (OT), 10/10/04
718 Texans 364 at New Orleans 354, 9/25/11

FEWEST, SEASON, BOTH TEAMS

5,366 2002
5,758 2005
6,222 2006
6,367 2003
6,541 2011

FEWEST, GAME, BOTH TEAMS

153 Texans 122 at Jacksonville 31, 12/26/04
172 Texans 29 at San Diego 143, 9/15/02
184 Texans -5 at Oakland 189, 12/3/06
189 Texans 25 at Buffalo 164, 9/11/05
218 Texans 93 at New England 125, 12/14/06

GROSS YARDS PASSING

MOST, SEASON

4,803 2009
4,474 2008
4,370 2010
4,046 2012
3,925 2007

MOST, GAME

527 vs. Jacksonville (OT), 11/18/12
497 at Washington (OT), 9/19/10
416 vs. Oakland, 10/9/11
414 vs. Green Bay, 12/7/08
393 vs. Baltimore (OT), 12/13/10

FEWEST, SEASON

2,636 2002
2,661 2005
2,841 2003
3,032 2006
3,547 2004

FEWEST, GAME

32 at Oakland, 12/3/06
33 at Pittsburgh, 12/8/02
48 vs. Indianapolis, 10/23/05
64 at Tampa Bay, 12/14/03
70 at Buffalo, 9/18/05

MOST ALLOWED, SEASON

4,499 2010
3,878 2007
3,835 2003
3,776 2004
3,881 2012

MOST ALLOWED, GAME

441 at Detroit (OT), 11/22/12
433 vs. Indianapolis, 9/12/10
426 at Washington, 9/19/10
421 at Tennessee, 10/12/03
400 at Indianapolis, 9/17/06

FEWEST ALLOWED, SEASON

3,322 2011
3,378 2002
3,598 2008
3,635 2006
3,674 2009

FEWEST ALLOWED, GAME

54 at Jacksonville, 12/26/04
76 at Jacksonville, 9/16/12
87 at Tennessee, 10/29/06
97 vs. Jacksonville, 10/30/11
109 at Tennessee, 11/10/02
116 Twice, last at Tennessee, 10/23/11

PASS ATTEMPTS

MOST, SEASON

593 2009
574 2010
555 2008
554 2012
529 2007

MOST, GAME

62 vs. Baltimore (OT), 12/13/10
55 vs. Jacksonville (OT), 11/18/12
54 at New York Jets, 11/26/06
54 at Tennessee Titans, 12/19/10
52 at Washington (OT), 9/19/10

FEWEST, SEASON

439 2003
447 2002
449 2005
467 2011
471 2004

FEWEST, GAME

9 vs. Indianapolis, 10/23/05
10 at Pittsburgh, 12/8/02
14 at Oakland, 12/3/06
15 Twice, last at Tampa Bay, 11/13/11
16 at Indianapolis, 12/22/11



TEAM PASSING RECORDS

PASS ATTEMPTS, CONT.

MOST, SEASON, OPPONENT

581 2012
548 2009
547 2010
546 2007
538 2011

MOST, GAME, OPPONENT

61 at Detroit (OT), 11/22/12
58 at Pittsburgh, 12/8/02
57 vs. Indianapolis, 9/12/10
55 at Miami, 12/27/09
52 at Denver, 9/23/12
50 Three times, last at Indianapolis, 11/8/09

FEWEST, SEASON, OPPONENT

469 2005
471 2008
502 2003
505 2006
512 2002

FEWEST, GAME, OPPONENT

11 at San Diego, 10/28/07
15 at Tennessee, 10/29/06
18 Twice, last at Minnesota, 11/2/08
20 at Seattle, 10/16/05
21 Four times, last at Jacksonville, 9/16/12

PASS COMPLETIONS

MOST, SEASON

399 2009
367 2008
365 2010
354 2012
346 2007

MOST, GAME

43 vs. Jacksonville (OT), 11/18/12
39 at New York Jets, 11/26/06
38 at Washington (OT), 9/19/10
35 twice, last at Tennessee, 12/19/10
33 at Tennessee (OT), 10/29/06

FEWEST, SEASON

235 2002
248 2003
270 2005
286 2004
288 2011

FEWEST, GAME

3 at Pittsburgh, 12/8/02
6 Twice, last vs. Indianapolis, 10/23/05
7 at Oakland, 12/3/06
9 Four times, last vs. Indianapolis, 9/12/10
10 Five times, last vs. Cleveland, 10/30/05

MOST, SEASON, OPPONENT

361 2007
354 2010
344 2009
344 2004
328 2006

MOST, GAME, OPPONENT

40 vs. Indianapolis, 9/12/10
36 vs. Minnesota, 10/10/04
35 at Miami, 12/27/09
34 at Indianapolis, 11/8/09
33 Twice, last vs. New Orleans, 11/18/07

FEWEST, SEASON, OPPONENT

279 2011
281 2002
294 2008
297 2003
304 2005

FEWEST, GAME, OPPONENT

7 Twice, last at San Diego, 10/28/07
8 vs. Tennessee, 12/29/02
9 at Jacksonville, 9/16/12
10 Three times, last vs. Jacksonville, 10/30/11
11 at Minnesota, 11/2/08
12 Six times, last at Miami, 9/18/11

MOST TOUCHDOWN PASSES

MOST, SEASON

29 2009
24 2007
24 2010
22 2012
21 2008
20 2011

MOST, GAME

5 vs. Jacksonville (OT), 11/18/12
4 Four times, last at Denver, 9/23/12
3 12 times, last at New Orleans, 9/25/11
2 43 times, last at Tennessee, 12/2/12
1 65 times, last vs. Indianapolis, 12/16/12

MOST, SEASON, OPPONENT

33 2010
32 2004
27 2012
24 2005, 2008
23 2002
22 2006, 2003

MOST, GAME, OPPONENT

6 vs. Green Bay, 10/14/12
5 Twice, last at Indianapolis, 11/14/04
4 Six times, last at New England, 12/10/12
3 26 times, last at New Orleans, 9/25/11
2 48 times, last at Indianapolis, 12/30/12

CONSECUTIVE GAMES WITH A PASSING TOUCHDOWN

TEXANS

16 at Jacksonville, 11/14/10, through vs. Jacksonville, 10/30/11
12 at Indianapolis, 11/8/09, through at Oakland, 10/3/10
11 at Jacksonville, 10/14/07, through vs. Jacksonville, 12/30/07
8 vs. Pittsburgh, 9/18/05, through at Indianapolis, 11/13/05
6 vs. Baltimore, 10/21/12, through at Tennessee, 12/2/12
6 at Tennessee, 9/20/09, through vs. San Francisco, 10/25/09

OPPONENT

12 vs. Cleveland, 1/2/05, through vs. St. Louis, 11/27/05
10 vs. Indianapolis, 9/12/10, through at New York Jets, 11/21/10



TEAM FIRST DOWNS

MOST, SEASON

360 2010
341 2012
340 2009
340 2008
321 2011

MOST, GAME

39 vs. Jacksonville (OT), 11/18/12
29 Four times, last at Tennessee, 10/23/11
28 Twice, last at Jacksonville, 9/16/12
27 Three times, last vs. Baltimore, 10/21/12
26 Six times, last at Detroit (OT), 11/22/12

FEWEST, SEASON

208 2002
237 2003
243 2005
282 2006
295 2007

FEWEST, GAME

3 at Pittsburgh, 12/8/02
7 Three times, last at Tampa Bay, 12/14/03
9 at Jacksonville, 11/27/11
10 Five times, last at Oakland, 12/3/06
11 Seven times, last vs. Minnesota, 12/23/12

MOST ALLOWED, SEASON

352 2010
348 2005
336 2003
325 2007
312 2006

MOST ALLOWED, GAME

34 at Indianapolis, 9/17/06
33 at Indianapolis, 12/23/07
31 at Seattle, 10/16/05
30 Three times, last at Indianapolis, 11/16/08
29 Twice, last at Detroit (OT), 11/22/12

FEWEST ALLOWED, SEASON

270 2011
291 2002
292 2012
300 2009
300 2008

FEWEST ALLOWED, GAME

6 at Jacksonville, 12/26/04
8 twice, last at Chicago, 11/11/12
9 Twice, last at Jacksonville, 9/16/12
9 at Buffalo, 11/1/09
10 Twice, last vs. Cleveland, 11/6/11

MOST, SEASON, BOTH TEAMS

712 2010
640 2009
640 2008
633 2012
620 2007
604 2004

MOST, GAME, BOTH TEAMS

56 Texans 39 vs. Jacksonville 17 (OT), 11/18/12
55 Twice, last Texans 26 at Detroit 29 (OT), 11/22/12
52 Texans 18 at Indianapolis 34, 9/17/06
51 Texans 18 at Indianapolis 33, 12/23/07
50 Twice, last Texans 29 at Washington 21 (OT), 9/19/10

FEWEST, SEASON, BOTH TEAMS

499 2002
573 2003
591 2011
591 2005
594 2006

FEWEST, GAME, BOTH TEAMS

21 Texans 13, at Chicago 8, 11/11/12
23 Three times, last Texans 9 at Jacksonville 14, 11/27/11
24 Twice, last Texans 16 vs. Oakland 8, 10/4/09
25 Texans 19 at Jacksonville 6, 12/26/04
26 Twice, last Texans 15 at Chicago, 11, 12/19/04

RUSHING FIRST DOWNS

MOST, SEASON

131 2011
118 2010
114 2012
106 2006 and 2008
103 2004

MOST, GAME

16 at Jacksonville, 9/16/12
15 vs. Indianapolis, 9/12/10
14 Three times, last vs. Cleveland, 11/6/11
12 Five times, last at Tampa Bay, 11/13/11
11 Three times, last vs. Baltimore, 10/21/12
10 Nine times, last at Detroit (OT), 11/22/12

FEWEST, SEASON

59 2002
86 2003
89 2005
93 2009
96 2007

FEWEST, GAME

1 Six times, last vs. Minnesota, 12/23/12
2 Six times, last vs. Oakland, 10/9/11
3 22 times, last at Indianapolis, 12/30/12
4 13 times, last at New Orleans, 9/25/11
5 28 times, last at Tennessee, 12/2/12

MOST, SEASON, OPPONENT

130 2003
123 2005
116 2002
115 2006
114 2008

MOST, GAME, OPPONENT

19 at Seattle, 10/16/05
16 at Cincinnati, 11/9/03
15 Three times, last vs. Jacksonville, 1/2/11
14 vs. Baltimore, 11/9/08
13 vs. Washington, 9/24/06

FEWEST, SEASON, OPPONENT

73 2011
89 2004
91 2009
94 2012
107 2007

FEWEST, GAME, OPPONENT

1 Three times, last vs. Tennessee, 11/28/10
2 Eight times, last at Tennessee, 12/2/12
3 12 times, last at Jacksonville, 9/16/12
4 24 times, last vs. Jacksonville (OT), 11/18/12
5 25 times, last vs. Green Bay, 10/14/12



TEAM FIRST DOWNS

PASSING FIRST DOWNS

MOST, SEASON

231 2009
222 2010
210 2008
205 2012
190 2007

MOST, GAME

26 vs. Jacksonville (OT), 11/18/12
23 at Washington (OT), 9/19/10
21 Twice, last vs. Baltimore (OT), 12/13/10
20 at Tennessee, 12/19/10
18 Seven times, last vs. New England, 1/3/10

FEWEST, SEASON

119 2002
127 2003
142 2005
155 2006
174 2004

FEWEST, GAME

1 Twice, last at Pittsburgh, 12/8/02
2 at Oakland, 12/3/06
3 at Tampa Bay, 12/14/03
4 Six times, last at Jacksonville, 11/27/11
5 Five times, last at Tennessee, 12/11/05

MOST, SEASON, OPPONENT

211 2010
197 2007
194 2004
188 2005
179 2003

MOST, GAME, OPPONENT

21 Four times, last at Detroit (OT), 11/22/12
20 Three times, last at New Orleans, 9/25/11
19 Twice, last vs. Jacksonville, 12/30/07
18 Three times, last at Indianapolis, 11/8/09
17 Six times, last at Washington, 9/19/10

FEWEST, SEASON, OPPONENT

155 2002
166 2011
167 2008
167 2012
174 2006

FEWEST, GAME, OPPONENT

2 at Jacksonville, 12/26/04
4 Three times, last at Chicago, 11/11/12
5 Seven times, last at Buffalo, 11/1/09
6 Nine times, last vs. Baltimore, 10/21/12
7 13 times, last vs. Indianapolis, 12/16/12

FIRST DOWNS BY PENALTY

MOST, SEASON

30 2002
24 2003 and 2008
23 2004
22 2012
20 2006, 2010

MOST, GAME

6 vs. Cincinnati, 11/3/02
5 Twice, last vs. Tennessee, 12/14/08
4 at Detroit, 9/19/04
3 16 times, last vs. Jacksonville (OT), 11/18/12

FEWEST, SEASON

9 2007
12 2005
14 2011
16 2009
20 2006, 2010

FEWEST, GAME

0 46 times, last at Tennessee, 12/2/12
1 62 times, last at Detroit (OT), 11/22/12

MOST, SEASON, OPPONENT

37 2005
34 2009
31 2011, 2012
28 2010
27 2003

MOST, GAME, OPPONENT

6 at Indianapolis, 11/8/09
6 at Indianapolis, 12/22/11
5 Four times, last at Denver, 9/23/12
4 11 times, last vs. Indianapolis, 12/16/12

FEWEST, SEASON, OPPONENT

19 2008
20 2002
21 2004 and 2007
23 2006
27 2003

FEWEST, GAME, OPPONENT

0 37 times, last at Detroit (OT), 11/22/12
1 49 times, last vs. Jacksonville (OT), 11/18/12
2 47 times, last at Indianapolis, 12/30/12

FIELD GOALS

MOST, SEASON

32 2011
31 2012
29 2008
27 2010
26 2005

FEWEST, SEASON

17 2002
17 2004
18 2003
19 2006
21 2009

MOST ATTEMPTED, SEASON

38 2011, 2012
34 2005
33 2008
32 2009
30 2010

FEWEST ATTEMPTED, SEASON

22 2003
24 2002, 2004
25 2006
29 2007



FIELD GOALS

MOST ATTEMPTED, GAME

- 7 at Miami, 9/7/03
- 6 vs. Indianapolis, 12/16/12
- 5 Five times, last vs. Jacksonville (OT), 11/18/12
- 4 12 times, last at Indianapolis, 12/30/12
- 3 25 times, last at Detroit (OT), 11/22/12

MOST CONVERTED, GAME

- 5 Four times, last vs. Indianapolis, 12/16/12
- 4 Three times, last at New Orleans, 9/25/11
- 3 24 times, last at Indianapolis, 12/30/12

CONSECUTIVE GAMES SCORING FIELD GOALS

- 17 10/23/11 – 10/21/12
- 15 11/1/10 – 10/9/11
- 10 11/13/05 – 9/17/06
- 9 twice, last 10/25/09 – 12/27/09
- 8 twice, last 11/9/08 – 12/28/08

MOST FIELD GOALS MADE, SEASON, OPPONENT

- 30 2011
- 28 2007
- 28 2005, 2003

FEWEST FIELD GOALS MADE, SEASON, OPPONENT

- 20 2009
- 21 2012
- 21 2010
- 22 2004
- 24 2002

MOST FIELD GOALS ATTEMPTED, SEASON, OPPONENT

- 36 2011
- 35 2003
- 34 2002
- 33 2007
- 32 2005

FEWEST FIELD GOALS ATTEMPTED, SEASON, OPPONENT

- 24 2012
- 23 2009
- 27 2010
- 28 2011
- 29 Three times, last in 2008

MOST FIELD GOALS ATTEMPTED, GAME, OPPONENT

- 8 vs. Tennessee, 10/21/07*
- 5 Six times, last at Indianapolis, 12/22/11
- 4 16 times, last vs. Buffalo, 11/4/12

MOST FIELD GOALS CONVERTED, GAME, OPPONENT

- 8 vs. Tennessee, 10/21/07*
- 5 at Baltimore, 10/16/11
- 5 at Buffalo, 9/11/05
- 5 vs. Cleveland, 1/2/05
- 4 Nine times, last at Indianapolis, 12/22/11

MOST FIELD GOALS CONVERTED, GAME, BOTH TEAMS

- 9 Texans 5 vs. Miami 4, 10/7/07
- 8 Texans 0 vs. Tennessee 8, 10/21/07
- 7 Three times, last Texans 3 at Indianapolis 4, 12/22/11
- 6 Ten times, last Texans 5 vs. Indianapolis 1, 12/16/12
- 5 18 times, last Texans 2 vs. Minnesota 3, 12/23/12

* Indicates NFL record.

PUNTING

MOST, SEASON

- 116 2002
- 97 2003
- 88 2012
- 77 2005
- 76 2006

MOST, GAME

- 11 at Indianapolis, 12/1/02
- 10 Six times, last at Tennessee, 12/2/12

FEWEST, SEASON

- 53 2008
- 55 2007
- 63 2010
- 67 2009
- 73 2004

FEWEST, GAME

- 1 Twice, last at Buffalo, 11/1/09
- 2 25 times, last at Indianapolis, 12/30/12
- 3 21 times, last vs. Indianapolis, 12/16/12
- 4 33 times, last vs. Green Bay, 10/14/12
- 5 30 times, last vs. Buffalo, 11/4/12

MOST YARDS, SEASON

- 4,720 2002
- 4,150 2012
- 4,028 2003
- 3,256 2011
- 3,161 2006

MOST YARDS, GAME

- 488 at Tennessee, 12/2/12
- 436 at Jacksonville, 11/27/11
- 435 at Indianapolis, 12/1/02
- 421 at Pittsburgh, 12/8/02
- 419 at Jacksonville, 12/7/03

FEWEST YARDS, SEASON

- 2,240 2008
- 2,296 2007
- 2,650 2010
- 2,866 2009

FEWEST YARDS, GAME

- 39 at Buffalo, 11/1/09
- 47 vs. Miami, 10/7/07
- 59 vs. Cincinnati, 10/26/08
- 59 vs. Carolina, 12/18/11
- 64 vs. Jacksonville, 12/24/05

MOST PUNTS, SEASON, OPPONENT

- 98 2002
- 90 2012
- 83 2011
- 76 2009
- 75 2003

MOST PUNTS, GAME, OPPONENT

- 10 Twice, last at San Francisco, 1/1/06
- 9 Four times, last at Jacksonville, 9/16/12
- 8 Eight times, last at Detroit (OT), 11/22/12



PUNTING

FEWEST PUNTS, SEASON, OPPONENT

59 2007
63 2005
65 2006
67 2008 and 2010
69 2004

FEWEST PUNTS, GAME, OPPONENT

0 Twice, last vs. Jacksonville, 10/14/07
1 Five times, last at Indianapolis, 11/16/08
2 14 times, last at Baltimore, 10/16/11
3 32 times, last vs. Miami, 9/9/12

MOST YARDS, SEASON, OPPONENT

4,156 2012
3,896 2011
3,892 2002
3,557 2009
3,130 2003

MOST YARDS, GAME, OPPONENT

462 at Jacksonville, 9/16/12
427 vs. Oakland, 10/4/09
405 at Jacksonville, 11/27/11
400 at Indianapolis, 12/1/02
393 Twice, last at Tennessee, 10/29/06

FEWEST PUNTING YARDS, SEASON, OPPONENT

2,528 2005
2,535 2007
2,880 2004
2,930 2010
2,949 2006

FEWEST PUNTING YARDS, GAME, OPPONENT

0 Twice, last vs. Jacksonville, 10/14/07
39 vs. Pittsburgh, 9/18/05
41 at Seattle, 10/16/05
45 at Indianapolis, 9/14/06
55 Twice, last at Indianapolis, 11/16/08

MOST PUNTS, SEASON, BOTH TEAMS

214 2002
178 2012
172 2003
157 2011
143 2009

MOST PUNTS, GAME, BOTH TEAMS

20 Twice, last Texans 11 at Indianapolis 9, 12/1/02
19 Texans 10 at Jacksonville 9, 11/27/11

FEWEST PUNTS, SEASON, BOTH TEAMS

114 2007
120 2008
130 2010
140 2005
141 2006

FEWEST PUNTS, GAME, BOTH TEAMS

2 Texans 2 at Jacksonville 0, 10/14/07
3 Three times, last Texans 2 at Indianapolis 1, 11/16/08
4 Four times, last Texans 2 vs. Jacksonville 2, 11/29/09
5 13 times, last Texans 2 at New Orleans 3, 9/25/11
6 15 times, last Texans 2 at Cincinnati 4, 12/11/11

HIGHEST PUNTING AVERAGE, SEASON

47.2 2012, 88 punts
44.0 2011, 74 punts
42.8 2009, 67 punts
42.3 2008, 53 punts
42.1 2010, 63 punts

LOWEST PUNTING AVERAGE, SEASON

38.8 2005, 77 punts
40.7 2002, 116 punts
41.2 2004, 73 punts
41.5 2003, 97 punts
41.6 2006, 76 punts

HIGHEST PUNTING AVERAGE, GAME (MINIMUM 4 PUNTS)

54.2 at Denver, 9/23/12, 5 punts
52.8 vs. Atlanta, 12/4/11, 5 punts
51.8 at Tennessee, 9/20/09, 5 punts
51.5 vs. Green Bay, 10/14/12, 4 punts
50.4 vs. Minnesota, 12/23/12, 7 punts

HIGHEST PUNTING AVERAGE, SEASON, OPPONENT

46.9 2011, 83 punts
46.8 2009, 76 punts
45.4 2006, 65 punts
45.2 2012, 90 punts
44.4 2008, 67 punts

HIGHEST PUNTING AVERAGE, GAME, OPPONENT (MINIMUM 4 PUNTS)

56.8 at Dallas, 10/15/06, 4 punts
56.8 at Oakland, 12/3/06, 4 punts
53.4 vs. Oakland, 10/4/09, 8 punts
52.8 at San Diego, 10/28/07, 5 punts
51.3 at Jacksonville, 9/16/12, 9 punts

LOWEST PUNTING AVERAGE, SEASON, OPPONENT

39.7 2002, 98 punts
40.1 2005, 63 punts
41.7 2004, 69 punts; 2003, 75 punts
43.0 2007, 59 punts
43.7 2010, 67 punts

LOWEST PUNTING AVERAGE, GAME, OPPONENT (MINIMUM 4 PUNTS)

25.7 at Washington, 12/22/02, 7 punts
30.0 vs. Miami, 10/7/07, 2 punts
31.2 at San Francisco, 1/1/06, 10 punts
31.3 vs. New England, 11/23/03, 4 punts
32.7 Twice, last at Indianapolis, 11/8/09, 3 punts

PUNT RETURNS

MOST, SEASON

53 2002
51 2011
45 2009
40 2004
40 2003

MOST, GAME

7 Three times, last at Jacksonville, 11/27/11
6 last at Jacksonville, 9/16/12
5 13 times, last vs. Carolina, 12/18/11
4 25 times, last at Tennessee, 12/2/12

FEWEST, SEASON

23 2006
30 2005
32 2008
33 2007
35 2010

FEWEST, GAME

0 13 times, last at Chicago, 11/11/12
1 42 times, last at Indianapolis, 12/30/12
2 50 times, last vs. Minnesota, 12/23/12



PUNT RETURNS

MOST YARDS, SEASON

529 2011
512 2002
449 2009
414 2012
386 2008

MOST YARDS, GAME

100 at Arizona, 10/11/09
92 vs. Baltimore, 12/15/02
91 at Jacksonville, 11/27/11
91 vs. Indianapolis, 9/11/11
87 vs. Miami, 10/12/08

FEWEST YARDS, SEASON

223 2005
235 2010
242 2006
266 2003
287 2007

FEWEST YARDS, GAME

-12 vs. Detroit, 10/19/08
-6 at Denver, 11/7/04
-4 at Tennessee, 12/2/07
-3 at Philadelphia, 12/2/10
-2 Three times, last at Miami, 12/27/09

HIGHEST AVERAGE, SEASON

12.1 2008
10.9 2012
10.5 2006
10.4 2011
10.0 2009

HIGHEST AVERAGE, GAME (MINIMUM 4 RETURNS)

21.8 vs. Miami, 10/12/08
20.0 at Arizona, 10/11/09
18.3 at Buffalo, 11/1/09
16.8 at Tennessee, 12/2/12
15.8 at San Diego, 9/15/02

LOWEST AVERAGE, SEASON

6.7 2010
6.7 2003
7.4 2005
8.2 2004
8.7 2007

LOWEST AVERAGE, GAME (MINIMUM 4 RETURNS)

-6.0 vs. Detroit, 10/19/08
-2.0 at Denver, 11/7/04
-2.0 vs. Tennessee (OT), 12/10/06
-1.3 at Tennessee, 12/2/07
-1.0 Three times, last at Miami, 12/27/09

MOST RETURNS, SEASON, OPPONENT

58 2002
48 2012
43 2003
36 2006
33 2005

MOST RETURNS, GAME, OPPONENT

7 vs. Dallas, 9/8/02
6 Six times, last vs. Minnesota, 12/23/12
5 Four times, last vs. Oakland, 10/9/11
4 17 times, last at New England, 12/10/12

FEWEST PUNT RETURNS, SEASON, OPPONENT

19 2007
21 2008
24 2009
29 2010
30 2004

FEWEST PUNT RETURNS, GAME, OPPONENT

0 18 times, last at New York Jets, 10/8/12
1 50 times, last at Indianapolis, 12/30/12
2 55 times, last vs. Indianapolis, 12/16/12

MOST PUNT RETURN YARDS, SEASON, OPPONENT

483 2012
407 2003
328 2002
307 2011
275 2006

MOST PUNT RETURN YARDS, GAME, OPPONENT

80 Twice, last at Oakland, 12/21/08
76 vs. Miami, 9/9/12
73 vs. Kansas City, 9/21/03
69 at Jacksonville, 10/27/02
65 at Tennessee, 12/2/12

FEWEST PUNT RETURN YARDS, SEASON, OPPONENT

104 2009
151 2007
219 2005
233 2010
235 2008

FEWEST PUNT RETURN YARDS, GAME, OPPONENT

-4 vs. Oakland, 10/4/09
-3 at Pittsburgh, 9/7/08
-2 at San Diego, 9/15/02
-1 at Indianapolis, 12/1/02
0 30 times, last at New York Jets, 10/8/12

HIGHEST PUNT RETURN AVERAGE, SEASON, OPPONENT

11.2 2008
10.1 2012
9.6 2011
9.5 2003
8.8 2004

HIGHEST PUNT RETURN AVERAGE, GAME, OPPONENT (MINIMUM 4 RETURNS)

17.3 at Jacksonville, 10/27/02
16.0 vs. Indianapolis, 9/22/02
12.5 at New England, 12/10/12
10.8 at Tennessee, 12/2/12
10.5 vs. New England, 11/23/03

LOWEST PUNT RETURN AVERAGE, SEASON, OPPONENT

4.3 2009
5.7 2002
6.6 2005
7.6 2006
7.9 2007

LOWEST PUNT RETURN AVERAGE, GAME, OPPONENT (MINIMUM 4 RETURNS)

-0.3 at San Diego, 9/15/03
-0.2 at Indianapolis, 12/1/02
1.0 at Jacksonville, 11/27/11
1.0 vs. Carolina, 12/18/11
1.4 vs. Dallas, 9/8/02

MOST TOUCHDOWNS, PUNT RETURNS

2 2008
1 2002 and 2011

MOST TOUCHDOWNS, PUNT RETURNS, OPPONENT

1 2012
1 2008
1 2006
1 2005
1 2003



KICKOFF RETURNS

MOST, SEASON

84 2005
80 2003
77 2002
74 2007
72 2008

MOST, GAME

8 Four times, last at Indianapolis, 11/16/08
7 19 times, last at New York Jets, 11/21/10
6 12 times, last at Philadelphia, 12/2/10
5 36 times, last at Detroit (OT), 11/22/12

FEWEST, SEASON

29 2011
44 2012
64 2009
67 2010
69 2004

FEWEST, GAME

0 Four times, last at Tampa Bay, 11/13/11
1 13 times, last vs. Indianapolis, 12/16/12
2 14 times, last vs. Tennessee, 9/30/12

MOST YARDS, SEASON

2,173 2005
1,961 2007
1,700 2003
1,609 2006
1,550 2008

MOST YARDS, GAME

278 vs. Kansas City, 11/20/05
266 vs. Indianapolis, 10/23/05
234 vs. Jacksonville, 12/30/07
233 vs. Indianapolis, 9/23/07
207 at Indianapolis, 11/16/08

FEWEST YARDS, SEASON

730 2011
953 2012
1,326 2010
1,449 2009
1,450 2004

FEWEST YARDS, GAME

0 Five times, last at Denver, 9/23/12
14 at Tennessee, 12/2/12
17 vs. Baltimore, 10/21/12
18 vs. Indianapolis, 12/16/12
22 vs. Tennessee, 11/28/10

HIGHEST AVERAGE, SEASON

26.5 2007
25.9 2005
25.2 2011
22.7 2006
22.6 2009

HIGHEST AVERAGE, GAME (MINIMUM 4 RETURNS)

46.8 vs. Jacksonville, 12/30/07
38.0 vs. Indianapolis, 10/23/05
35.4 vs. Cleveland, 10/30/05
34.8 vs. Kansas City, 11/20/05
33.3 vs. Indianapolis, 9/23/07

LOWEST AVERAGE, SEASON

19.8 2010
19.9 2002
21.0 2004
21.3 2003
21.7 2012
21.5 2008

LOWEST AVERAGE, GAME (MINIMUM 4 RETURNS)

10.7 at Buffalo, 11/16/03
11.5 at Chicago, 12/19/04
11.8 at Cincinnati, 12/11/11
13.3 vs. Jacksonville, 12/24/05
13.5 at Detroit, 9/19/04

MOST RETURNS, SEASON, OPPONENT

73 2008
72 2010
71 2009
69 2007
62 2012

MOST RETURNS, GAME, OPPONENT

7 Six times, last vs. Baltimore, 10/21/12
6 19 times, last vs. Jacksonville (OT), 11/18/12
5 28 times, last vs. Tennessee, 9/30/12
4 43 times, last at Indianapolis, 12/30/12

FEWEST RETURNS, SEASON, OPPONENT

46 2011
52 2006
52 2002
53 2003
55 2005

FEWEST RETURNS, GAME, OPPONENT

1 15 times, last at New England, 12/10/12
2 22 times, last vs. Minnesota, 12/23/12
3 38 times, last at Detroit (OT), 11/22/12

MOST RETURN YARDS, SEASON, OPPONENT

1,741 2010
1,630 2008
1,597 2009
1,595 2012
1,593 2007

MOST RETURN YARDS, GAME, OPPONENT

233 vs. Baltimore (OT), 12/13/10
201 vs. Baltimore, 10/21/12
199 vs. Oakland, 10/3/04
191 vs. Miami, 10/7/07
189 at Buffalo, 11/1/09

FEWEST RETURN YARDS, SEASON, OPPONENT

1,030 2011
1,149 2003
1,156 2002
1,194 2005
1,215 2006

FEWEST RETURN YARDS, GAME, OPPONENT

7 at New England, 12/10/12
13 at Tampa Bay, 12/14/03
14 at Indianapolis, 11/8/09
17 Twice, last at Indianapolis, 12/22/11
19 Twice, last vs. Pittsburgh, 9/18/05

HIGHEST RETURN AVERAGE, SEASON, OPPONENT

25.7 2012
24.2 2010
23.4 2006
23.1 2007
23.1 2004

HIGHEST RETURN AVERAGE, GAME, OPPONENT (MINIMUM 4 RETURNS)

42.5 at Indianapolis, 12/30/12
42.0 at Cleveland, 10/20/02
39.3 at Detroit, 9/19/04
38.8 vs. Baltimore (OT), 12/13/10
36.3 vs. Tennessee, 10/9/05



KICKOFF RETURNS

LOWEST RETURN AVERAGE, SEASON, OPPONENT

21.7 2005
21.7 2003
22.2 2002
22.3 2008
22.4 2011

LOWEST RETURN AVERAGE, GAME, OPPONENT (MINIMUM 4 RETURNS)

13.0 vs. Buffalo, 11/4/12
14.3 at Jacksonville, 10/30/11
15.0 vs. Green Bay, 11/21/04
15.8 vs. Dallas, 9/8/02
18.5 at New Orleans, 9/14/03

MOST TOUCHDOWNS, KICKOFF RETURNS, SEASON

4 2007
2 2005
1 2009

MOST TOUCHDOWNS, KICKOFF RETURNS, GAME

2 vs. Jacksonville, 12/30/07
1 vs. Oakland, 10/4/09
1 vs. Tampa Bay, 12/9/07
1 vs. Indianapolis, 9/23/07
1 vs. Kansas City, 10/23/05
1 vs. Indianapolis, 10/23/05

MOST TOUCHDOWNS, KICKOFF RETURNS, SEASON, OPPONENT

2 2012
1 2010
1 2006
1 2004
1 2002

MOST TOUCHDOWNS, KICKOFF RETURNS, GAME, OPPONENT

1 at Indianapolis, 12/30/12
1 at New York Jets, 10/8/12
1 vs. Baltimore (OT), 12/13/10
1 at New England, 12/17/06
1 at Detroit, 9/19/04
1 at Cleveland, 10/20/02

FUMBLES

MOST FUMBLES, SEASON

34 2002
30 2005
28 2006 and 2008
26 2007
22 2004
21 2009
20 2011
18 2003
15 2010
11 2012

MOST FUMBLES, GAME

5 Three times, last at Green Bay, 12/7/08
4 Nine times, last at Cincinnati, 12/11/11
3 18 times, last at Jacksonville, 11/27/11
2 39 times, last vs. Minnesota, 12/23/12

MOST FUMBLES LOST, SEASON

17 2007
14 2002
12 2006 and 2008
11 2004, 2005, 2009 and 2011

MOST FUMBLES LOST, GAME

3 at Cincinnati, 12/11/11
3 at Green Bay, 12/7/08
3 vs. Tennessee, 10/21/07
3 at Tennessee, 10/29/06

MOST TOUCHDOWNS, FUMBLE RECOVERY, SEASON

3 2007 and 2004
2 2009 and 2006
1 2002 and 2011

MOST TOUCHDOWNS, FUMBLE RECOVERY, GAME

1 12 times, most recent at Baltimore, 10/16/11

MOST FUMBLES, SEASON, OPPONENT

25 2009
24 2005
23 2007
23 2002, 2012
22 2004
19 2008
18 2003 and 2011
16 2006 and 2010

MOST FUMBLES, GAME, OPPONENT

5 at Chicago, 12/19/04
4 Five times, last at Denver, 12/26/10
3 18 times, last at Tennessee, 12/2/12
2 33 times, last at New England, 12/10/12

MOST FUMBLES LOST, SEASON, OPPONENT

14 2007, 2012
13 2009
11 2002, 2006
10 2008, 2011
9 2005
8 2003, 2004

MOST FUMBLES LOST, GAME, OPPONENT

3 Four times, last at Tennessee, 12/2/12
2 23 times, last at Chicago, 11/11/12
1 51 times, last vs. Minnesota, 12/23/12

MOST TOUCHDOWNS, FUMBLE RECOVERY, SEASON, OPPONENT

2 2006
1 Eight times, last 2012

MOST TOUCHDOWNS, FUMBLE RECOVERY, GAME, OPPONENT

1 10 times, last at New England, 12/10/12



INTERCEPTIONS

MOST INTERCEPTIONS THROWN, SEASON

- 21 2007
- 20 2008
- 18 2003
- 17 2009
- 15 2002

MOST INTERCEPTIONS THROWN, GAME

- 4 Three times, last vs. Baltimore, 11/9/08
- 3 Eight times, last vs. Green Bay, 10/14/12
- 2 32 times, last at Indianapolis, 12/30/12

FEWEST INTERCEPTIONS THROWN, SEASON

- 9 2011
- 12 2010
- 13 2005, 2006, 2012
- 14 2004

FEWEST INTERCEPTIONS THROWN, GAME

- 0 66 times, last vs. Minnesota, 12/23/12
- 1 65 times, last at New England, 12/10/12

MOST INTERCEPTIONS THROWN, SEASON, OPPONENT

- 22 2004
- 17 2011
- 15 2012
- 14 2003, 2009
- 13 2010

MOST INTERCEPTIONS THROWN, GAME, OPPONENT

- 4 Twice, last at Jacksonville, 11/12/06
- 3 Eight times, last at Tennessee, 12/2/12
- 2 29 times, last at Chicago, 11/11/12

FEWEST INTERCEPTIONS THROWN, SEASON, OPPONENT

- 7 2005
- 10 2002
- 11 2006 and 2007
- 12 2008
- 13 2010

FEWEST INTERCEPTIONS THROWN, GAME, OPPONENT

- 0 80 times, last at Indianapolis, 12/30/12
- 1 54 times, last vs. Cleveland, 11/6/11

MOST INTERCEPTION RETURN YARDS, SEASON

- 393 2004
- 332 2012
- 212 2009
- 205 2003
- 196 2011

MOST INTERCEPTION RETURN YARDS, GAME

- 135 at Pittsburgh, 12/8/02
- 118 vs. Tennessee, 9/30/12
- 102 at Kansas City, 9/26/04
- 95 vs. Tennessee, 12/21/03
- 90 at New York Jets, 10/8/12
- 86 vs. Oakland, 10/3/04

MOST INTERCEPTION RETURN YARDS, SEASON, OPPONENT

- 294 2009
- 277 2002
- 230 2007
- 225 2005
- 221 2008

MOST INTERCEPTION RETURN YARDS, GAME, OPPONENT

- 106 vs. Cincinnati, 11/3/02
- 99 at Tennessee, 9/21/08
- 96 at San Diego, 10/28/07
- 91 vs. New England, 1/3/10
- 77 at Indianapolis, 11/14/04

TOTAL TURNOVERS

MOST GIVEAWAYS, SEASON

- 38 2007 (21 interceptions, 17 fumbles)
- 32 2008 (20 interceptions, 12 fumbles)
- 29 2002 (15 interceptions, 14 fumbles)
- 28 2009 (17 interceptions, 11 fumbles)
- 27 2003 (18 interceptions, 9 fumbles)

FEWEST GIVEAWAYS, SEASON

- 17 2012 (13 interceptions, 4 fumbles)
- 18 2010 (12 interceptions, 6 fumbles)
- 20 2011 (9 interceptions, 11 fumbles)
- 24 2005 (13 interceptions, 11 fumbles)
- 25 2006 (13 interceptions, 12 fumbles)
- 25 2004 (14 interceptions, 11 fumbles)

MOST GIVEAWAYS, GAME

- 6 vs. Tennessee, 10/21/07 (3 fumbles, 3 interceptions)
- 5 at San Diego, 10/28/07 (1 fumble, 4 interceptions)
- 5 at Tennessee (OT), 10/29/06 (3 fumbles, 2 interceptions)
- 5 at Buffalo, 9/11/05 (2 fumbles, 3 interceptions)
- 4 Nine times, last at Cincinnati, 12/11/11 (3 fumbles, 1 interception)

FEWEST GIVEAWAYS, GAME

- 0 36 times, last vs. Indianapolis, 12/16/12
- 1 52 times, last at New England, 12/10/12

MOST TAKEAWAYS, SEASON

- 30 2004 (22 interceptions, 8 fumble recoveries)
- 29 2012 (15 interceptions, 14 fumble recoveries)
- 27 2009 (14 interceptions, 13 fumble recoveries)
- 27 2011 (17 interceptions, 10 fumble recoveries)
- 25 2007 (11 interceptions, 14 fumble recoveries)
- 22 2008 (12 interceptions, 10 fumble recoveries)
- 22 2006 (11 interceptions, 11 fumble recoveries)
- 22 2003 (14 interceptions, 8 fumble recoveries)

FEWEST TAKEAWAYS, SEASON

- 16 2005 (7 interceptions, 9 fumble recoveries)
- 18 2010 (13 interceptions, 5 fumble recoveries)
- 21 2002 (10 interceptions, 11 fumble recoveries)

MOST TAKEAWAYS, GAME

- 6 at Tennessee, 12/2/12 (3 interceptions, 3 fumble recoveries)
- 5 at Pittsburgh, 12/8/02 (2 interceptions, 3 fumble recoveries)
- 5 vs. Jacksonville, 9/28/03 (3 interceptions, 2 fumble recoveries)
- 5 vs. Oakland, 10/3/04 (3 interceptions, 2 fumble recoveries)
- 5 at Oakland, 12/3/06 (2 interceptions, 3 fumble recoveries)
- 5 at Cleveland, 11/23/08 (3 interceptions, 2 fumble recoveries)

FEWEST TAKEAWAYS, GAME

- 0 43 times, last vs. Green Bay, 10/14/12
- 1 59 times, last vs. Minnesota, 12/23/12 (1 fumble recovery)



SACKS

MOST SACKS, SEASON

44 2011, 2012
37 2005
35 2002
31 2007
30 2009, 2010

MOST SACKS, GAME

7 at Jacksonville, 11/27/11
7 vs. St. Louis, 11/27/05
6 at Tennessee, 12/2/12
6 vs. Arizona, 12/18/05
6 at Pittsburgh, 12/8/02
5 Eight times, last vs. Indianapolis, 12/16/12

MOST SACKS, SEASON, OPPONENT

76 2002
68 2005
49 2004
43 2006
36 2003

MOST SACKS, GAME, OPPONENT

9 at San Diego, 9/15/02
8 vs. Pittsburgh, 9/18/05
8 at Cleveland, 10/20/02
7 Three times, last vs. Tennessee, 10/9/05
6 Five times, last at Tennessee, 12/11/05

SAFETIES

SEASON

3 2002
2 2009

SEASON, OPPONENTS

2 2003
1 2012
1 2008
1 2004
1 2002

GAME

1 vs. Baltimore, 10/21/12
1 at Jacksonville, 12/6/09
1 vs. Oakland, 10/4/09
1 vs. Baltimore, 12/15/02
1 vs. New York Giants, 11/24/02
1 vs. Dallas, 9/8/02

GAME, OPPONENT

2 at Buffalo, 11/16/03
1 at Denver, 9/23/12
1 at Jacksonville, 10/27/02
1 vs. Baltimore, 11/9/08
1 at Chicago, 12/19/04

PENALTIES

MOST PENALTIES, SEASON

136 2002
121 2003
108 2012
106 2004, 2005
99 2011

MOST PENALTIES, GAME

14 at Indianapolis, 12/1/02
13 at Indianapolis, 11/8/09
13 at Seattle, 10/16/05
12 at San Diego, 9/15/02
11 11 times, last at Tennessee, 12/2/12

FEWEST PENALTIES, SEASON

80 2008
82 2007
90 2006, 2010
95 2009

FEWEST PENALTIES, GAME

1 Six times, last vs. Tennessee, 9/30/12
2 Six times, last vs. Jacksonville (OT), 11/18/12
3 14 times, last at Chicago, 11/11/12
4 18 times, last vs. Miami, 9/9/12
5 29 times, last vs. Baltimore, 10/21/12

MOST YARDS PENALIZED, SEASON

1,011 2002
961 2003
928 2004
873 2012
854 2005
852 2011

MOST YARDS PENALIZED, GAME

129 vs. Indianapolis, 11/29/09
127 vs. Tennessee, 12/14/08
109 at Denver, 11/7/04
103 at Indianapolis, 11/8/09
97 at Tennessee, 12/2/12

FEWEST YARDS PENALIZED, SEASON

636 2007
664 2008
690 2010
761 2006
833 2009

FEWEST YARDS PENALIZED, GAME

3 vs. Tennessee, 9/30/12
5 Three times, last vs. Oakland, 10/4/09
10 at Tennessee, 9/21/08
15 Nine times, last vs. Cleveland, 11/6/11
17 vs. Jacksonville, 10/22/06



PENALTIES

MOST PENALTIES, SEASON, OPPONENT

- 123 2004
- 105 2005 and 2010
- 102 2002
- 96 2006 and 2003

MOST PENALTIES, GAME, OPPONENT

- 14 at Cincinnati, 10/2/05
- 13 Twice, last vs. Oakland, 10/3/04
- 12 Twice, last at Tennessee, 12/19/10
- 11 Six times, last vs. Oakland, 10/9/11
- 10 Five times, last vs. Tennessee, 11/28/10

FEWEST PENALTIES, SEASON, OPPONENT

- 81 2007 and 2008
- 88 2011
- 90 2012
- 92 2009
- 96 2003 and 2006

FEWEST PENALTIES, GAME, OPPONENT

- 1 Twice, last at New York Jets, 11/26/06
- 2 10 times, last vs. Jacksonville, 1/2/11
- 3 12 times, last at Indianapolis, 12/30/12
- 4 27 times, last at Tennessee, 12/2/12
- 5 27 times, last vs. Minnesota, 12/23/12

MOST YARDS PENALIZED, SEASON, OPPONENT

- 979 2004
- 955 2002
- 863 2012
- 851 2010
- 846 2005

MOST YARDS PENALIZED, GAME, OPPONENT

- 128 vs. Buffalo, 10/13/02
- 126 vs. Washington, 9/24/06
- 117 Twice, last at Cincinnati, 10/2/05
- 100 vs. Cincinnati, 11/3/02
- 90 vs. Green Bay, 11/21/04

FEWEST YARDS PENALIZED, SEASON, OPPONENT

- 614 2007
- 659 2008
- 686 2011
- 728 2009
- 767 2003

FEWEST YARDS PENALIZED, GAME, OPPONENT

- 5 Twice, last at New York Jets, 11/26/06
- 9 vs. New York Jets, 10/19/03
- 10 Twice, last vs. Chicago, 12/28/08
- 13 at Indianapolis, 10/26/03
- 14 at Oakland, 12/21/08

MOST PENALTIES, SEASON, BOTH TEAMS

- 238 2002
- 229 2004
- 217 2003
- 211 2005
- 198 2012

MOST PENALTIES, GAME, BOTH TEAMS

- 24 Texans 11 vs. Buffalo 13, 10/13/02
- 23 Twice, last Texans 9 at Cincinnati 14, 10/2/05
- 21 Twice, last Texans 9 at Tennessee 12, 12/19/10
- 20 Twice, last Texans 11 at New Orleans 9, 9/14/03

FEWEST PENALTIES, SEASON, BOTH TEAMS

- 161 2008
- 163 2007
- 186 2006
- 187 2011, 2009
- 195 2010

FEWEST PENALTIES, GAME, BOTH TEAMS

- 3 Texans 1 at Oakland 2, 12/21/08
- 4 Texans 2 at Jacksonville 2, 9/28/08
- 5 Texans 1 vs. Miami 4, 10/12/08
- 6 Four times, last Texans 2 vs. Cleveland 4, 11/6/11

MOST YARDS PENALIZED, SEASON, BOTH TEAMS

- 1,966 2002
- 1,907 2004
- 1,728 2003
- 1,700 2005
- 1,648 2012

MOST YARDS PENALIZED, GAME, BOTH TEAMS

- 207 Texans 90 at Cincinnati 117, 10/2/05
- 203 Texans 75 vs. Buffalo 128, 10/13/02
- 197 Texans 80 vs. Dallas 117, 9/8/02
- 191 Texans 127 vs. Tennessee 64, 12/14/08



ATTENDANCE RECORDS

TOP 10 HOME ATTENDANCE

Attendance	Date	Opponent	Result
71,708	10/21/12	Baltimore	W, 43-13
71,702	10/14/12	Green Bay	L, 42-24
71,702	12/16/12	Indianapolis	W, 29-17
71,698	11/4/12	Buffalo	W, 21-9
71,688	12/23/12	Minnesota	L, 23-6
71,676	11/18/12	Jacksonville	W, 43-37 (OT)
71,585	10/2/11	Pittsburgh	W, 17-10
71,581	9/30/12	Tennessee	W, 38-14
71,566	9/9/12	Miami	W, 30-10
71,545	12/4/11	Atlanta	W, 17-10

TOP 10 ROAD ATTENDANCE

Attendance	Date	Opponent	Result
88,240	9/19/10	Washington	W, 30-27
79,088	10/8/12	N.Y. Jets	W, 23-17
78,843	11/21/10	N.Y. Jets	L, 30-27
78,485	11/5/06	N.Y. Giants	L, 14-10
77,875	12/5/04	N.Y. Jets	L, 29-7
77,433	9/26/04	Kansas City	W, 24-21
76,596	11/26/06	N.Y. Jets	L, 26-11
76,566	9/23/12	Denver	W, 31-25
74,292	11/7/04	Denver	L, 31-13
73,691	12/26/10	Denver	L, 24-23

OVERALL HOME ATTENDANCE

Year	Games	Total	Average
2002	8	559,322	69,915
2003	8	563,748	70,468
2004	8	565,192	70,649
2005	8	562,397	70,300
2006	8	561,469	70,184
2007	8	564,159	70,520
2008	8	563,364	70,421
2009	8	564,864	70,608
2010	8	568,643	71,081
2011	8	571,969	71,496
2012	8	573,321	71,665

OVERALL ROAD ATTENDANCE

Year	Games	Total	Average
2002	8	502,400	62,800
2003	8	497,942	62,242
2004	8	544,857	68,107
2005	8	532,541	66,568
2006	8	524,974	65,622
2007	8	515,869	64,483
2008	8	512,254	64,032
2009	8	484,976	60,622
2010	8	539,982	67,498
2011	8	487,733	60,967
2012	8	540,654	67,582



POSTSEASON RECORDS



WE ARE
TEXANS



INDIVIDUAL RECORDS

TOTAL OFFENSE

YARDS FROM SCRIMMAGE (Rushing, Receiving)

CAREER

- 510 Arian Foster, 2009-12
- 263 Andre Johnson, 2003-12
- 146 Owen Daniels, 2006-12

SEASON

- 336 Arian Foster, 2011
- 201 Andre Johnson, 2011

GAME

- 182 Arian Foster vs. Cincinnati, 1/7/12 (WC)
- 174 Arian Foster vs. Cincinnati, 1/5/13 (WC)
- 154 Arian Foster at Baltimore, 1/15/12 (Div)
- 111 Andre Johnson at Baltimore, 1/15/12 (Div)
- 91 Owen Daniels vs. Cincinnati, 1/5/13 (WC)

GAME, OPPONENT

- 80 A.J. Green vs. Cincinnati, 1/5/13 (WC)
- 80 Ray Rice at Baltimore, 1/15/12 (Div)
- 73 Anquan Boldin at Baltimore, 1/15/12 (Div)
- 70 Brian Leonard vs. Cincinnati, 1/7/12 (WC)

COMBINED NET YARDS GAINED (Rushing, Receiving, Returns)

CAREER

- 510 Arian Foster, 2009-12
- 263 Andre Johnson, 2003-12
- 180 Danieal Manning, 2011-12

SEASON

- 336 Arian Foster, 2011
- 201 Andre Johnson, 2011
- 133 Danieal Manning, 2011

GAME

- 182 Arian Foster vs. Cincinnati, 1/7/12 (WC)
- 174 Arian Foster vs. Cincinnati, 1/5/13 (WC)
- 154 Arian Foster at Baltimore, 1/15/12 (Div)
- 133 Danieal Manning at Baltimore, 1/15/12 (Div)
- 111 Andre Johnson at Baltimore, 1/15/12 (Div)

GAME, OPPONENT

- 103 Adam Jones vs. Cincinnati, 1/5/13 (WC)
- 80 A.J. Green vs. Cincinnati, 1/5/13 (WC)
- 80 Ray Rice at Baltimore, 1/15/12 (Div)
- 73 Anquan Boldin at Baltimore, 1/15/12 (Div)
- 70 Brian Leonard vs. Cincinnati, 1/7/12 (WC)

COMBINED ATTEMPTS

CAREER

- 99 Arian Foster, 2009-12
- 17 Andre Johnson, 2003-12
- 13 Owen Daniels, 2006-12

SEASON

- 59 Arian Foster, 2011
- 40 Arian Foster, 2012
- 13 Andre Johnson, 2011

GAME

- 40 Arian Foster vs. Cincinnati, 1/5/13 (WC)
- 32 Arian Foster at Baltimore, 1/15/12 (Div)
- 27 Arian Foster vs. Cincinnati, 1/7/12 (WC)

GAME, OPPONENT

- 25 Ray Rice at Baltimore, 1/15/12 (Div)
- 13 BenJarvus Green-Ellis vs. Cincinnati, 1/5/13 (WC)

RUSHING

RUSHING ATTEMPTS

CAREER

- 83 Arian Foster, 2009-12
- 11 Ben Tate, 2010-12

SEASON

- 51 Arian Foster, 2011
- 32 Arian Foster, 2012

GAME

- 32 Arian Foster vs. Cincinnati, 1/5/13 (WC)
- 27 Arian Foster at Baltimore, 1/15/12 (Div)
- 24 Arian Foster vs. Cincinnati, 1/7/12 (WC)

GAME, OPPONENT

- 21 Ray Rice at Baltimore, 1/15/12 (Div)
- 11 BenJarvus Green-Ellis vs. Cincinnati, 1/5/13 (WC)

RUSHING YARDS GAINED

CAREER

- 425 Arian Foster, 2009-12
- 38 Ben Tate, 2010-12

SEASON

- 285 Arian Foster, 2011
- 140 Arian Foster, 2012

GAME

- 153 Arian Foster vs. Cincinnati, 1/7/12 (WC)
- 140 Arian Foster vs. Cincinnati, 1/5/13 (WC)
- 132 Arian Foster at Baltimore, 1/15/12 (Div)

GAME, OPPONENT

- 63 BenJarvus Green-Ellis vs. Cincinnati, 1/5/13 (WC)
- 60 Ray Rice at Baltimore, 1/15/12 (Div)

GAMES, 100 OR MORE YARDS RUSHING

- 3 Arian Foster, 2009-12

CONSECUTIVE GAMES, 100 OR MORE YARDS

- 3 Arian Foster, 1/7/12 - 1/5/13

LONGEST RUN FROM SCRIMMAGE

- 42t Arian Foster vs. Cincinnati, 1/7/12 (WC)
- 28 Arian Foster at Baltimore, 1/15/12 (Div)

LONGEST RUN FROM SCRIMMAGE, OPPONENT

- 29 BenJarvus Green-Ellis vs. Cincinnati, 1/5/13 (WC)
- 19 Brian Leonard vs. Cincinnati, 1/7/12 (WC)

RUSHING AVERAGE GAIN

CAREER (50 ATTEMPTS)

- 5.1 Arian Foster, 2009-12

SEASON (25 ATTEMPTS)

- 5.6 Arian Foster, 2011
- 4.4 Arian Foster, 2012

GAME (10 ATTEMPTS)

- 6.4 Arian Foster vs. Cincinnati, 1/7/12 (WC) (24-153)
- 4.9 Arian Foster at Baltimore, 1/15/12 (Div) (27-132)

GAME, OPPONENT (10 ATTEMPTS)

- 5.7 BenJarvus Green-Ellis vs. Cincinnati, 1/5/13 (WC) (11-63)
- 2.9 Ray Rice at Baltimore, 1/15/12 (Div) (21-60)

RUSHING TOUCHDOWNS

CAREER

- 4 Arian Foster, 2009-12

SEASON

- 3 Arian Foster, 2011

GAME

- 2 Arian Foster vs. Cincinnati, 1/7/12 (WC)

GAME, OPPONENT

- 1 Cedric Benson vs. Cincinnati, 1/7/12 (WC)



INDIVIDUAL RECORDS

PASSING

PASSER RATING

CAREER (50 ATTEMPTS)

53.8 T.J. Yates, 2011-12

SEASON (25 ATTEMPTS)

83.4 Matt Schaub, 2012

53.8 T.J. Yates, 2011

SEASON, ROOKIE (25 ATTEMPTS)

53.8 T.J. Yates, 2011

GAME (20 ATTEMPTS)

97.7 T.J. Yates vs. Cincinnati 1/7/12 (WC)

83.4 Matt Schaub vs. Cincinnati, 1/5/13 (WC)

GAME, OPPONENT (20 ATTEMPTS)

97.1 Joe Flacco at Baltimore, 1/15/12 (Div)

PASSING ATTEMPTS

CAREER

55 T.J. Yates, 2011-12

38 Matt Schaub, 2007-12

SEASON

55 T.J. Yates, 2011

38 Matt Schaub, 2012

SEASON, ROOKIE

55 T.J. Yates, 2011

GAME

38 Matt Schaub vs. Cincinnati, 1/5/13 (WC)

35 T.J. Yates at Baltimore, 1/15/12 (Div)

20 T.J. Yates vs. Cincinnati 1/7/12 (WC)

GAME, OPPONENT

42 Andy Dalton vs. Cincinnati 1/7/12 (WC)

30 Andy Dalton vs. Cincinnati, 1/5/13 (WC)

27 Joe Flacco at Baltimore, 1/15/12 (Div)

PASS COMPLETIONS

CAREER

29 Matt Schaub, 2007-12

28 T.J. Yates, 2011-12

SEASON

29 Matt Schaub, 2012

28 T.J. Yates, 2011

SEASON, ROOKIE

28 T.J. Yates, 2011

GAME

29 Matt Schaub vs. Cincinnati, 1/5/13 (WC)

17 T.J. Yates at Baltimore, 1/15/12 (Div)

GAME, OPPONENT

27 Andy Dalton vs. Cincinnati 1/7/12 (WC)

14 Andy Dalton vs. Cincinnati, 1/5/13 (WC)

14 Joe Flacco at Baltimore, 1/15/12 (Div)

CONSECUTIVE COMPLETIONS

5 Matt Schaub vs. Cincinnati, 1/5/13 (WC)

5 T.J. Yates (1/7/12 to 1/15/12)

CONSECUTIVE COMPLETIONS, OPPONENT

7 Andy Dalton vs. Cincinnati 1/7/12 (WC)

PASSING COMPLETION PERCENTAGE

CAREER (50 ATTEMPTS)

50.9 T.J. Yates, 2011-12

SEASON (25 ATTEMPTS)

76.3 Matt Schaub, 2012

50.9 T.J. Yates, 2011

SEASON, ROOKIE (25 ATTEMPTS)

50.9 T.J. Yates, 2011

GAME (20 ATTEMPTS)

76.3 Matt Schaub vs. Cincinnati, 1/5/13 (WC) (29-38)

55.0 T.J. Yates vs. Cincinnati 1/7/12 (WC) (11-20)

GAME, OPPONENT (20 ATTEMPTS)

64.3 Andy Dalton vs. Cincinnati 1/7/12 (WC) (17-42)

PASSING YARDS GAINED

CAREER

343 T.J. Yates, 2011-12

262 Matt Schaub, 2007-12

SEASON

343 T.J. Yates, 2011

262 Matt Schaub, 2012

SEASON, ROOKIE

343 T.J. Yates, 2011

GAME

262 Matt Schaub vs. Cincinnati, 1/5/13 (WC)

184 T.J. Yates at Baltimore, 1/15/12 (Div)

159 T.J. Yates vs. Cincinnati 1/7/12 (WC)

GAME, OPPONENT

257 Andy Dalton vs. Cincinnati 1/7/12 (WC)

176 Joe Flacco at Baltimore, 1/15/12 (Div)

LONGEST PASS COMPLETION

40 T.J. Yates to Andre Johnson vs. Cincinnati, 1/7/12 (WC) (TD)

22 Matt Schaub to Garrett Graham vs. Cincinnati, 1/5/13 (WC)

PASSING AVERAGE GAIN

AVERAGE GAIN, CAREER (50 ATTEMPTS)

6.24 T.J. Yates, 2011-12

AVERAGE GAIN, SEASON (25 ATTEMPTS)

6.89 Matt Schaub, 2012

6.24 T.J. Yates, 2011

AVERAGE GAIN, SEASON, ROOKIE (25 ATTEMPTS)

6.24 T.J. Yates, 2011

AVERAGE GAIN, GAME (20 ATTEMPTS)

7.95 T.J. Yates vs. Cincinnati 1/7/12 (WC)

6.89 Matt Schaub vs. Cincinnati, 1/5/13 (WC)

5.26 T.J. Yates at Baltimore, 1/15/12 (Div)

AVERAGE GAIN, GAME, OPPONENT (20 ATTEMPTS)

6.52 Joe Flacco at Baltimore, 1/15/12 (Div)

6.12 Andy Dalton vs. Cincinnati 1/7/12 (WC)

PASSING TOUCHDOWNS

CAREER

1 T.J. Yates, 2011-12

SEASON

1 T.J. Yates, 2011

ROOKIE, SEASON

1 T.J. Yates, 2011

GAME

1 T.J. Yates vs. Cincinnati 1/7/12 (WC)

GAME, OPPONENT

2 Joe Flacco at Baltimore, 1/15/12 (Div)

PASSES HAD INTERCEPTED

CAREER

3 T.J. Yates, 2011-12



INDIVIDUAL RECORDS

PASSING

1 Matt Schaub, 2007-12

SEASON

3 T.J. Yates, 2011
1 Matt Schaub, 2012

GAME

3 T.J. Yates at Baltimore, 1/15/12 (Div)
1 Matt Schaub vs. Cincinnati, 1/5/13 (WC)

GAME, OPPONENT

3 Andy Dalton vs. Cincinnati, 1/7/12 (WC)
1 Andy Dalton vs. Cincinnati, 1/5/13 (WC)

CONSECUTIVE PASSES WITHOUT AN INTERCEPTION

26 Matt Schaub vs. Cincinnati, 1/5/13
26 T.J. Yates, 1/7/12 through 1/15/12

ATTEMPTS, NO INTERCEPTIONS, GAME

20 T.J. Yates vs. Cincinnati 1/7/12 (WC)

ATTEMPTS, NO INTERCEPTIONS, GAME, OPPONENT

27 Joe Flacco at Baltimore, 1/15/12 (Div)

TIMES SACKED

CAREER

2 T.J. Yates, 2011-12

SEASON

2 T.J. Yates, 2011

GAME

2 T.J. Yates vs. Cincinnati 1/7/12 (WC)

GAME, OPPONENT

5 Joe Flacco at Baltimore, 1/15/12 (Div)
4 Andy Dalton vs. Cincinnati 1/7/12 (WC)

RECEIVING

RECEPTIONS

CAREER

17 Andre Johnson, 2003-12
16 Arian Foster, 2009-12
13 Owen Daniels, 2006-12
3 Kevin Walter, 2006-12

SEASON

13 Andre Johnson, 2011
9 Owen Daniels, 2012
8 Arian Foster, 2012
8 Arian Foster, 2011

GAME

9 Owen Daniels vs. Cincinnati, 1/5/13 (WC)
8 Arian Foster vs. Cincinnati, 1/5/13 (WC)
8 Andre Johnson at Baltimore, 1/15/12 (Div)

GAME, OPPONENT

6 Brian Leonard vs. Cincinnati 1/7/12 (WC)
5 A.J. Green vs. Cincinnati, 1/5/13 (WC)
5 A.J. Green vs. Cincinnati 1/7/12 (WC)
5 Jermaine Gresham vs. Cincinnati 1/7/12 (WC)

RECEIVING YARDS GAINED

CAREER

263 Andre Johnson, 2003-12
146 Owen Daniels, 2006-12
85 Arian Foster, 2009-12
62 Kevin Walter, 2006-12

SEASON

201 Andre Johnson, 2011
91 Owen Daniels, 2012
62 Andre Johnson, 2012
55 Owen Daniels, 2011
51 Arian Foster, 2011

GAME

111 Andre Johnson at Baltimore, 1/15/12 (Div)
91 Owen Daniels vs. Cincinnati, 1/5/13 (WC)
90 Andre Johnson vs. Cincinnati 1/7/12 (WC)

GAME, OPPONENT

80 A.J. Green vs. Cincinnati, 1/5/13 (WC)
73 Anquan Boldin at Baltimore, 1/15/12 (Div)
47 A.J. Green vs. Cincinnati 1/7/12 (WC)

GAMES, 100 OR MORE YARDS, CAREER

1 Andre Johnson, 2003-12

GAMES, 100 OR MORE YARDS, SEASON

1 Andre Johnson, 2011

LONGEST RECEPTION

40 Andre Johnson vs. Cincinnati 1/7/12 (WC) (TD)
22 Garrett Graham vs. Cincinnati, 1/5/13 (WC)

LONGEST RECEPTION, OPPONENT

45 A.J. Green vs. Cincinnati, 1/5/13 (WC)
36 Ryan Whalen vs. Cincinnati 1/7/12 (WC)

RECEIVING AVERAGE GAIN

AVERAGE GAIN, CAREER (10 RECEPTIONS)

15.5 Andre Johnson, 2003-12

AVERAGE GAIN, SEASON (4 RECEPTIONS)

15.5 Andre Johnson, 2012
15.5 Andre Johnson, 2011
13.8 Owen Daniels, 2011
10.1 Owen Daniels, 2012

AVERAGE GAIN, GAME (3 RECEPTIONS)

18.0 Andre Johnson vs. Cincinnati 1/7/12 (WC) (5-90)
15.5 Andre Johnson vs. Cincinnati, 1/5/13 (WC) (4-62)

RECEIVING TOUCHDOWNS

CAREER

1 Andre Johnson, 2003-12

SEASON

1 Andre Johnson, 2011

GAME

1 Andre Johnson vs. Cincinnati 1/7/12 (WC)

GAME, OPPONENT

1 Anquan Boldin at Baltimore, 1/15/12 (Div)
1 Kris Wilson at Baltimore, 1/15/12 (Div)

PUNTING

PUNTS

CAREER

10 Matt Turk, 2007-11
3 Donnie Jones, 2012

SEASON

10 Matt Turk, 2011
3 Donnie Jones, 2012

GAME

5 Matt Turk vs. Cincinnati 1/7/12 (WC)
5 Matt Turk at Baltimore, 1/15/12 (Div)
3 Donnie Jones vs. Cincinnati, 1/5/13 (WC)

GAME, OPPONENT

9 Sam Koch at Baltimore, 1/15/12 (Div)
5 Kevin Huber vs. Cincinnati, 1/5/13 (WC)

LONGEST PUNT

56 Matt Turk vs. Cincinnati 1/7/12 (WC)
56 Matt Turk vs. Cincinnati 1/7/12 (WC)
51 Matt Turk vs. Cincinnati 1/7/12 (WC)

LONGEST PUNT, OPPONENT

64 Sam Koch at Baltimore, 1/15/12 (Div)
55 Kevin Huber vs. Cincinnati 1/7/12 (WC)
55 Sam Koch at Baltimore, 1/15/12 (Div)



INDIVIDUAL RECORDS

PUNTING

PUNTING AVERAGE YARDAGE

CAREER (10 PUNTS)

45.1 Matt Turk, 2007-11

SEASON (8 PUNTS)

45.1 Matt Turk, 2009

GAME (4 PUNTS)

42.2 Matt Turk vs. Cincinnati 1/7/12 (WC)

40.0 Matt Turk at Baltimore, 1/15/12 (Div)

GAME, OPPONENT (4 PUNTS)

49.3 Sam Koch at Baltimore, 1/15/12 (Div)

46.6 Kevin Huber vs. Cincinnati, 1/5/13 (WC)

PUNTS INSIDE THE 20

CAREER

2 Matt Turk, 2007-11

1 Donnie Jones, 2012

SEASON

2 Matt Turk, 2011

1 Donnie Jones, 2012

GAME

2 Matt Turk vs. Cincinnati 1/7/12 (WC)

1 Donnie Jones vs. Cincinnati, 1/5/13 (WC)

GAME, OPPONENT

3 Kevin Huber vs. Cincinnati, 1/5/13 (WC)

1 Sam Koch at Baltimore, 1/15/12 (Div)

1 Kevin Huber vs. Cincinnati 1/7/12 (WC)

PUNT RETURNS

PUNT RETURNS

CAREER

9 Jacoby Jones, 2007-11

2 Keshawn Martin, 2012

SEASON

9 Jacoby Jones, 2011

2 Keshawn Martin, 2012

GAME

6 Jacoby Jones at Baltimore, 1/15/12 (Div)

3 Jacoby Jones vs. Cincinnati 1/7/12 (WC)

GAME, OPPONENT

3 Brandon Tate vs. Cincinnati 1/7/12 (WC)

FAIR CATCHES

CAREER

3 Keshawn Martin, 2012

SEASON

3 Keshawn Martin, 2012

GAME

3 Keshawn Martin vs. Cincinnati, 1/5/13 (WC)

GAME, OPPONENT

4 Lardarius Webb at Baltimore, 1/15/12 (Div)

PUNT RETURN YARDS GAINED

CAREER

16 Jacoby Jones, 2007-11

14 Keshawn Martin, 2012

SEASON

16 Jacoby Jones, 2011

14 Keshawn Martin, 2012

GAME

14 Keshawn Martin vs. Cincinnati, 1/5/13 (WC)

12 Jacoby Jones vs. Cincinnati 1/7/12 (WC)

GAME, OPPONENT

20 Brandon Tate vs. Cincinnati 1/7/12 (WC)

LONGEST PUNT RETURN

11 Keshawn Martin vs. Cincinnati, 1/5/13 (WC)

9 Jacoby Jones at Baltimore, 1/15/12 (Div)

PUNT RETURN AVERAGE YARDAGE

CAREER (6 RETURNS)

1.8 Jacoby Jones, 2007-11

SEASON (6 RETURNS)

1.8 Jacoby Jones, 2011

GAME (3 RETURNS)

4.0 Jacoby Jones vs. Cincinnati 1/7/12 (WC)

GAME, OPPONENT (3 RETURNS)

6.7 Brandon Tate vs. Cincinnati 1/7/12 (WC)

PUNT RETURN TOUCHDOWNS

CAREER

None

SEASON

None

GAME

None

GAME, OPPONENT

None

BLOCKED PUNTS/KICKS

CAREER

None

SEASON

None

GAME

None

GAME, OPPONENT

None

KICKOFF RETURNS

KICKOFF RETURNS

KICKOFF RETURNS, CAREER

6 Danieal Manning, 2011-12

KICKOFF RETURNS, SEASON

4 Danieal Manning, 2011

2 Danieal Manning, 2012

GAME

4 Danieal Manning at Baltimore, 1/15/12 (Div)

GAME, OPPONENT

4 Adam Jones vs. Cincinnati, 1/5/13 (WC)

1 Four players, last by Brandon Tate vs. Cincinnati, 1/5/13 (WC)

KICKOFF RETURN YARDS GAINED

CAREER

180 Danieal Manning, 2011-12

SEASON

133 Danieal Manning, 2011

47 Danieal Manning, 2012

GAME

133 Danieal Manning at Baltimore, 1/15/12 (Div)

47 Danieal Manning vs. Cincinnati, 1/5/13 (WC)

GAME, OPPONENT

103 Adam Jones vs. Cincinnati, 1/5/13 (WC)

43 Brandon Tate vs. Cincinnati, 1/5/13 (WC)

INDIVIDUAL RECORDS

KICKOFF RETURNS

LONGEST, GAME

- 60 Danieal Manning at Baltimore, 1/15/12 (Div)
- 28 Danieal Manning at Baltimore, 1/15/12 (Div)

LONGEST, GAME, OPPONENT

- 43 Brandon Tate vs. Cincinnati, 1/5/13 (WC)
- 34 Adam Jones vs. Cincinnati, 1/5/13 (WC)

KICKOFF RETURN AVERAGE YARDAGE

CAREER

- 30.0 Danieal Manning, 2011-12

SEASON

- 33.3 Danieal Manning, 2011
- 23.5 Danieal Manning, 2012

GAME (3 RETURNS)

- 33.3 Danieal Manning at Baltimore, 1/15/12 (Div)

GAME, OPPONENT (3 RETURNS)

- 25.8 Adam Jones vs. Cincinnati, 1/5/13 (WC)

KICKOFF RETURN TOUCHDOWNS

CAREER

- None

SEASON

- None

GAME

- None

GAME, OPPONENT

- None

TOTAL RETURN YARDS

CAREER

- 133 Danieal Manning, 2011-12 (p- 0, k- 133, int- 0)
- 29 J.J. Watt, 2011 (p- 0, k- 0, int- 29)
- 16 Jacoby Jones, 2007-11 (p- 16, k- 0, int- 0)

SEASON

- 133 Danieal Manning, 2011 (p- 0, k- 133, int- 0)
- 29 J.J. Watt, 2011 (p- 0, k- 0, int- 29)
- 16 Jacoby Jones, 2011 (p- 16, k- 0, int- 0)

SEASON, ROOKIE

- 29 J.J. Watt, 2011 (p- 0, k- 0, int- 29)

GAME

- 133 Danieal Manning at Baltimore, 1/15/12 (Div) (k- 133)
- 29 J.J. Watt vs. Cincinnati, 1/7/12 (WC) (int- 29)

GAME, OPPONENT

- 42 Brandon Tate vs. Cincinnati, 1/7/12 (WC) (p- 22, k- 20)
- 26 Lardarius Webb at Baltimore, 1/15/12 (Div) (p- 0, k- 25, int- 1)

SPECIAL TEAMS TOUCHDOWNS

CAREER

- None

SEASON

- None

GAME

- None

GAME, OPPONENT

- None

INTERCEPTIONS

INTERCEPTIONS

CAREER

- 2 Johnathan Joseph, 2011-12
- 1 J.J. Watt, 2011-12
- 1 Danieal Manning, 2011-12

SEASON

- 1 Johnathan Joseph, 2011, 2012
- 1 J.J. Watt, 2011
- 1 Danieal Manning, 2011

SEASON, ROOKIE

- 1 J.J. Watt, 2011

GAME

- 1 Johnathan Joseph vs. Cincinnati 1/5/13 (WC)
- 1 J.J. Watt vs. Cincinnati 1/7/12 (WC)
- 1 Danieal Manning vs. Cincinnati 1/7/12 (WC)
- 1 Johnathan Joseph vs. Cincinnati 1/7/12 (WC)

GAME, OPPONENT

- 2 Lardarius Webb at Baltimore, 1/15/12 (Div)
- 1 Leon Hall vs. Cincinnati, 1/5/13 (WC)
- 1 Ed Reed at Baltimore, 1/15/12 (Div)

INTERCEPTION YARDS GAINED

GAINED, CAREER

- 29 J.J. Watt, 2011-12
- 14 Johnathan Joseph, 2011-12

SEASON

- 29 J.J. Watt, 2011
- 14 Johnathan Joseph, 2012

SEASON, ROOKIE

- 29 J.J. Watt, 2011

GAME

- 29 J.J. Watt vs. Cincinnati 1/7/12 (WC)
- 14 Johnathan Joseph vs. Cincinnati, 1/5/13 (WC)

GAME, OPPONENT

- 21 Leon Hall vs. Cincinnati, 1/5/13 (WC)
- 1 Lardarius Webb at Baltimore, 1/15/12 (Div)

LONGEST RETURN

- 29t J.J. Watt vs. Cincinnati 1/7/12 (WC)
- 14 Johnathan Joseph vs. Cincinnati, 1/5/13 (WC)

INTERCEPTIONS RETURNED FOR TOUCHDOWNS

CAREER

- 1 J.J. Watt, 2011-12

SEASON

- 1 J.J. Watt, 2011

GAME

- 1 J.J. Watt vs. Cincinnati 1/7/12 (WC)

GAME, OPPONENT

- 1 Leon Hall vs. Cincinnati, 1/5/13 (WC)

INDIVIDUAL RECORDS

SACKS

CAREER

- 4.5 J.J. Watt, 2011-12
- 4.5 Brooks Reed, 2011-12
- 1.0 Earl Mitchell, 2010-12
- 1.0 Antonio Smith, 2009-12

SEASON

- 3.5 J.J. Watt, 2011
- 3.5 Brooks Reed, 2011
- 1.0 J.J. Watt, 2012
- 1.0 Brooks Reed, 2012
- 1.0 Earl Mitchell, 2011
- 1.0 Antonio Smith, 2011

SEASON, ROOKIE

- 3.5 J.J. Watt, 2011
- 3.5 Brooks Reed, 2011

GAME

- 2.5 J.J. Watt at Baltimore, 1/15/12 (Div)
- 2.5 Brooks Reed at Baltimore, 1/15/12 (Div)

GAME, OPPONENT

- 1.0 Geno Atkins vs. Cincinnati 1/7/12 (WC)
- 1.0 Reggie Nelson vs. Cincinnati 1/7/12 (WC)

CONSECUTIVE GAMES, SACK

- 3 J.J. Watt, 1/7/12 – 1/5/13
- 3 Brooks Reed, 1/7/12 – 1/5/13

TACKLES

CAREER

- 19 J.J. Watt, 2011-12
- 19 Brian Cushing, 2009-12
- 17 Danieal Manning, 2011-12
- 16 Brooks Reed, 2011-12

SEASON

- 19 Brian Cushing, 2011
- 16 Danieal Manning, 2011
- 14 J.J. Watt, 2011
- 13 Brooks Reed, 2011

SEASON, ROOKIE

- 14 J.J. Watt, 2011
- 13 Brooks Reed, 2011

GAME

- 12 J.J. Watt at Baltimore, 1/15/12 (Div)
- 11 Brian Cushing at Baltimore, 1/15/12 (Div)
- 9 Danieal Manning at Baltimore, 1/15/12 (Div)

GAME, ROOKIE

- 12 J.J. Watt at Baltimore, 1/15/12 (Div)
- 8 Brooks Reed at Baltimore, 1/15/12 (Div)

SOLO TACKLES, CAREER

- 16 J.J. Watt, 2011-12
- 14 Danieal Manning, 2011-12
- 12 Brooks Reed, 2011-12
- 10 Brian Cushing, 2009-12

SOLO TACKLES, SEASON

- 13 Danieal Manning, 2011
- 11 J.J. Watt, 2011
- 10 Brian Cushing, 2011
- 9 Brooks Reed, 2011

SOLO TACKLES, SEASON, ROOKIE

- 11 J.J. Watt, 2011
- 9 Brooks Reed, 2011

SOLO TACKLES, GAME

- 9 J.J. Watt at Baltimore, 1/15/12 (Div)
- 8 Danieal Manning at Baltimore, 1/15/12 (Div)
- 6 Brooks Reed at Baltimore, 1/15/12 (Div)
- 6 Johnathan Joseph vs. Cincinnati, 1/7/12 (WC)

SOLO TACKLES, GAME, ROOKIE

- 9 J.J. Watt at Baltimore, 1/15/12 (Div)
- 6 Brooks Reed at Baltimore, 1/15/12 (Div)

FUMBLES

FUMBLES

CAREER

- 2 Jacoby Jones, 2007-11
- 1 Arian Foster, 2009-12

SEASON

- 2 Jacoby Jones, 2011
- 1 Arian Foster, 2011

GAME

- 2 Jacoby Jones at Baltimore, 1/15/12 (Div)
- 1 Arian Foster at Baltimore, 1/15/12 (Div)

FUMBLES FORCED

CAREER

- 1 Jesse Nading, 2008-12
- 1 Brooks Reed, 2011-12

SEASON

- 1 Jesse Nading, 2011
- 1 Brooks Reed, 2011

GAME

- 1 Jesse Nading at Baltimore, 1/15/12 (Div)
- 1 Brooks Reed at Baltimore, 1/15/12 (Div)

OWN FUMBLES RECOVERED

CAREER

- 1 Jacoby Jones, 2007-11

SEASON

- 1 Jacoby Jones, 2011

GAME

- 1 Jacoby Jones at Baltimore, 1/15/12 (Div)

OPPONENTS' FUMBLES RECOVERED

CAREER

None

SEASON

None

GAME

None

GAME, OPPONENT

- 1 Jimmy Smith at Baltimore, 1/15/12 (Div)

YARDS RETURNING FUMBLES

CAREER

None

SEASON

None

GAME

None

FUMBLES RETURNED FOR TOUCHDOWNS

CAREER

None

SEASON

None

GAME

None



INDIVIDUAL RECORDS

SCORING

POINTS

CAREER

- 24 Arian Foster, 2009-12
- 14 Neil Rackers, 2010-11
- 13 Shayne Graham, 2012

SEASON

- 18 Arian Foster, 2011
- 14 Neil Rackers, 2011
- 13 Shayne Graham, 2012

POINTS, NO TOUCHDOWNS, SEASON

- 14 Neil Rackers, 2011
- 13 Shayne Graham, 2012

POINTS, NO TOUCHDOWNS, CAREER

- 14 Neil Rackers, 2010-11
- 13 Shayne Graham, 2012

SEASON, ROOKIE

- 6 J.J. Watt, 2011

GAME

- 13 Shayne Graham vs. Cincinnati, 1/5/13 (WC)
- 12 Arian Foster vs. Cincinnati, 1/7/12 (WC)
- 7 Neil Rackers at Baltimore, 1/15/12 (Div)
- 7 Neil Rackers vs. Cincinnati, 1/7/12 (WC)

GAME, OPPONENT

- 8 Billy Cundiff at Baltimore, 1/15/12 (Div)
- 7 Josh Brown vs. Cincinnati, 1/5/13 (WC)

CONSECUTIVE GAMES SCORING

- 3 Arian Foster, 1/7/12 - 1/5/13
- 2 Neil Rackers, 1/7/12 - 1/15/12

TOUCHDOWNS

CAREER

- 4 Arian Foster, 2009-12
- 1 Andre Johnson, 2003-12
- 1 J.J. Watt, 2012

SEASON

- 3 Arian Foster, 2011
- 1 Arian Foster, 2012
- 1 Andre Johnson, 2011
- 1 J.J. Watt, 2011

SEASON, ROOKIE

- 1 J.J. Watt, 2011

GAME

- 2 Arian Foster vs. Cincinnati, 1/7/12 (WC)

GAME, OPPONENT

- 1 Leon Hall vs. Cincinnati, 1/5/13 (WC)
- 1 Cedric Benson vs. Cincinnati, 1/7/12 (WC)
- 1 Anquan Boldin at Baltimore, 1/15/12 (Div)
- 1 Kevin Wilson at Baltimore, 1/15/12 (Div)

GAME, ROOKIE

- 1 J.J. Watt vs. Cincinnati, 1/7/12 (WC)

CONSECUTIVE GAMES SCORING TOUCHDOWNS

- 3 Arian Foster, 1/7/12 - 1/5/13

POINTS AFTER TOUCHDOWNS

ATTEMPTED, CAREER

- 5 Neil Rackers, 2010-11

ATTEMPTED, SEASON

- 5 Neil Rackers, 2011

ATTEMPTED, GAME

- 3 Neil Rackers vs. Cincinnati, 1/7/12 (WC)

ATTEMPTED, GAME, OPPONENT

- 2 Billy Cundiff at Baltimore, 1/15/12 (Div)

CONSECUTIVE POINTS AFTER TOUCHDOWN, CAREER

- 5 Neil Rackers, 2010-11

POINTS AFTER TOUCHDOWN PERCENTAGE, CAREER

- 100.0 Neil Rackers, 2010-11

TWO-POINT CONVERSIONS, CAREER

- None

TWO-POINT CONVERSIONS, SEASON

- None

TWO-POINT CONVERSION, GAME

- None

TWO-POINT CONVERSION, GAME, OPPONENT

- None

FIELD GOALS

ATTEMPTED, CAREER

- 4 Shayne Graham, 2012
- 4 Neil Rackers, 2010-11

ATTEMPTED, SEASON

- 4 Shayne Graham, 2012
- 4 Neil Rackers, 2011

ATTEMPTED, GAME

- 4 Shayne Graham vs. Cincinnati, 1/5/13 (WC)
- 3 Neil Rackers at Baltimore, 1/15/12 (Div)

FIELD GOALS, CAREER

- 4 Shayne Graham, 2012
- 3 Neil Rackers, 2010-11

FIELD GOALS, SEASON

- 4 Shayne Graham, 2012
- 3 Neil Rackers, 2011

FIELD GOALS, GAME

- 4 Shayne Graham vs. Cincinnati, 1/5/13 (WC)
- 2 Neil Rackers at Baltimore, 1/15/12 (Div)

FIELD GOALS, GAME, OPPONENT

- 2 Josh Brown vs. Cincinnati, 1/5/13 (WC)
- 2 Billy Cundiff at Baltimore, 1/15/12 (Div)

FIELD GOALS, ONE QUARTER, GAME

- 2 Shayne Graham, second quarter vs. Cincinnati, 1/5/13 (WC)
- 1 5 times, last by Shayne Graham, fourth quarter vs. Cincinnati, 1/5/13 (WC)

FIELD GOALS, ONE QUARTER, GAME, OPPONENT

- 1 5 times, last by Josh Brown, fourth quarter vs. Cincinnati, 1/5/13 (WC)

CONSECUTIVE GAMES SCORING FIELD GOALS

- 2 Neil Rackers, 1/7/12 - 1/15/12

CONSECUTIVE FIELD GOALS MADE

- 4 Shayne Graham, 1/5/13
- 3 Neil Rackers, 1/7/12 - 1/15/12

LONGEST FIELD GOAL

- 48 Shayne Graham vs. Cincinnati, 1/5/13 (WC)
- 40 Neil Rackers at Baltimore, 1/15/12 (Div)

FIELD GOAL PERCENTAGE, CAREER

- 100.0 Shayne Graham, 2012
- 75.0 Neil Rackers, 2010-11

FIELD GOAL PERCENTAGE, SEASON

- 100.0 Shayne Graham, 2012
- 75.0 Neil Rackers, 2011

MOST FIELD GOALS, NO MISSES, GAME

- 4 Shayne Graham vs. Cincinnati, 1/5/13 (WC)
- 1 Neil Rackers vs. Cincinnati, 1/7/12 (WC)

MOST FIELD GOALS, NO MISSES, GAME, OPPONENT

- 2 Josh Brown vs. Cincinnati, 1/5/13 (WC)
- 2 Billy Cundiff at Baltimore, 1/15/12 (Div)



INDIVIDUAL RECORDS

SCORING, Cont.

MOST FIELD GOALS, 50 OR MORE YARDS, CAREER

None

MOST FIELD GOALS, 50 OR MORE YARDS, SEASON

None

MOST FIELD GOALS, 50 OR MORE YARDS, GAME

None

SAFETIES

CAREER

None

SEASON

None

GAME

None

ALL-TIME LEADERS

RUSHING YARDS

Player	Att.	Yds.	Avg.	Long	TD
1. Arian Foster	83	425	5.1	42t	4
2. Ben Tate	11	38	3.5	9	0
3. Keshawn Martin	1	16	16.0	16	0
4. Matt Schaub	4	1	0.5	1	0

RECEIVING YARDS

Player	Rec.	Yds.	Avg.	Long	TD
1. Andre Johnson	17	263	15.5	40t	1
2. Owen Daniels	13	146	11.2	21	0
3. Arian Foster	16	85	5.3	16	0
4. Kevin Walter	7	62	8.9	19	0

RUSHING-RECEIVING

Player	Rushing	Receiving	Total
1. Arian Foster	425	85	510
2. Andre Johnson	0	263	263
3. Owen Daniels	0	146	146
4. Kevin Walter	0	62	62
4. Ben Tate	38	0	378

PASSING

Player	A	C	Pct.	Yds	TD	INT	Lg	Rtg
1. Matt Schaub	38	29	76.3	262	0	1	22	83.4
2. T.J. Yates	55	28	50.9	343	1	3	40t	53.8

SCORING

Player	TD	PAT	FG	2PT	TP
1. Arian Foster	4	-	-	-	24
2. Neil Rackers	0	5/5	3/4	-	14
3. Shayne Graham	0	1/1	4/4	-	13
4. Andre Johnson	1	-	-	-	6
4. J.J. Watt	1	-	-	-	6

FIELD GOALS

Player	Att.	Made	Pct.	Long
1. Shayne Graham	4	4	100.0	48
2. Neil Rackers	3	4	75.0	40

PUNTING AVERAGE

Player	No.	Yds.	Avg.	In20	Long	Blk
1. Matt Turk	10	451	45.1	2	56	0
2. Donnie Jones	3	126	42.0	1	48	0

INTERCEPTIONS

Player	No.	Yds.	Avg.	Long	TD
1. Johnathan Joseph	2	13	6.5	14	0
2. J.J. Watt	1	29	29.0	29t	1
Daniel Manning	1	0	0.0	0	0

PUNT RETURNS

Player	No.	Yds.	Avg.	Long	TD
1. Jacoby Jones	9	16	1.8	9	0
2. Keshawn Martin	2	14	7.0	11	0

KICKOFF RETURNS

Player	No.	Yds.	Avg.	Long	TD
1. Daniel Manning	6	180	30.0	60	0

COMBINED YARDAGE

Player	Total	Rush	Rec.	INT	PR/KR	FR
1. Arian Foster	510	425	85	0	0/0	0
2. Andre Johnson	263	0	263	0	0/0	0
3. Daniel Manning	180	0	0	0	0/180	0
4. Owen Daniels	146	0	146	0	0/0	0
5. Kevin Walter	62	0	62	0	0/0	0
6. Ben Tate	38	38	0	0	0/0	0
7. Keshawn Martin	30	16	0	0	14/0	0



TEAM RECORDS

WIN-LOSS RECORDS

WIN-LOSS RECORDS

OVERALL

Year	W	L	Pct.
2011	1	1	.500
2012	1	0	1.000
Totals	2	1	.667

HOME

Year	W	L	Pct.
2011	1	0	1.000
2012	1	0	1.000
Totals	2	0	1.000

ROAD

Year	W	L	Pct.
2011	0	1	.000
2012	0	0	.000
Totals	0	1	.000

SCORING

TOUCHDOWNS

MOST, SEASON

5 2011

FEWEST, SEASON

1 2012

MOST, GAME

4 vs. Cincinnati, 1/7/12 (WC)

1 vs. Cincinnati, 1/5/13 (WC)

1 at Baltimore, 1/15/12 (Div)

MOST ALLOWED, SEASON

3 2011

MOST ALLOWED, GAME

2 at Baltimore, 1/15/12 (Div)

FEWEST ALLOWED, SEASON

1 2012

FEWEST ALLOWED, GAME

1 vs. Cincinnati, 1/5/13 (WC)

1 vs. Cincinnati, 1/7/12 (WC)

SCORING

MOST POINTS SCORED, SEASON

44 2011

MOST POINTS SCORED, GAME

31 vs. Cincinnati, 1/7/12 (WC)

19 vs. Cincinnati, 1/5/13 (WC)

FEWEST POINTS SCORED, SEASON

19 2012

FEWEST POINTS SCORED, GAME

13 at Baltimore, 1/15/12 (Div)

19 vs. Cincinnati, 1/5/13 (WC)

MOST POINTS SCORED, SEASON, OPPONENT

30 2011

MOST POINTS SCORED, GAME, OPPONENT

20 at Baltimore, 1/15/12 (Div)

13 vs. Cincinnati, 1/5/13 (WC)

FEWEST POINTS SCORED, SEASON, OPPONENT

13 2012

FEWEST POINTS SCORED, GAME, OPPONENT

10 vs. Cincinnati, 1/7/12 (WC)

13 vs. Cincinnati, 1/5/13 (WC)

MOST POINTS, GAME, BOTH TEAMS

41 Texans 31 vs. Cincinnati 10, 1/7/12 (WC)

33 Texans 13 at Baltimore 20, 1/15/12 (Div)

FEWEST POINTS, GAME, BOTH TEAMS

32 Texans 19 vs. Cincinnati 13, 1/5/13 (WC)

33 Texans 13 at Baltimore 20, 1/15/12 (Div)

MOST POINTS IN FIRST QUARTER

7 vs. Cincinnati, 1/7/12 (WC)

3 vs. Cincinnati, 1/5/13 (WC)

3 at Baltimore, 1/15/12 (Div)

MOST POINTS IN SECOND QUARTER

10 vs. Cincinnati, 1/7/12 (WC)

10 at Baltimore, 1/15/12 (Div)

MOST POINTS IN THIRD QUARTER

7 vs. Cincinnati, 1/5/13 (WC)

7 vs. Cincinnati, 1/7/12 (WC)

MOST POINTS IN FOURTH QUARTER

7 vs. Cincinnati, 1/7/12 (WC)

3 vs. Cincinnati, 1/5/13 (WC)

MOST POINTS IN FIRST QUARTER, OPPONENT

17 at Baltimore, 1/15/12 (Div)

7 vs. Cincinnati, 1/7/12 (WC)

MOST POINTS IN SECOND QUARTER, OPPONENT

7 vs. Cincinnati, 1/5/13 (WC)

3 vs. Cincinnati, 1/7/12 (WC)

MOST POINTS IN THIRD QUARTER, OPPONENT

3 vs. Cincinnati, 1/5/13 (WC)

MOST POINTS IN FOURTH QUARTER, OPPONENT

3 vs. Cincinnati, 1/5/13 (WC)

3 at Baltimore, 1/15/12 (Div)

MOST POINTS IN FIRST QUARTER, BOTH TEAMS

20 Texans 3, Baltimore 17, 1/15/12 (Div)

14 Texans 7, Cincinnati 7, 1/7/12 (WC)

MOST POINTS IN SECOND QUARTER, BOTH TEAMS

13 Texans 6, Cincinnati 7, 1/5/13 (WC)

13 Texans 10, Cincinnati 3, 1/7/12 (WC)

10 Texans 10, Baltimore 0, 1/15/12 (Div)

MOST POINTS IN THIRD QUARTER, BOTH TEAMS

10 Texans 7, Cincinnati 3, 1/5/13 (WC)

7 Texans 7, Cincinnati 0, 1/7/12 (WC)

MOST POINTS IN FOURTH QUARTER, BOTH TEAMS

7 Texans 7, Cincinnati 0, 1/7/12 (WC)

6 Texans 3, Cincinnati 3, 1/5/13 (WC)

CONSECUTIVE GAMES SCORING A TOUCHDOWN

3 1/7/12 through 1/5/13

CONSECUTIVE GAMES SCORING

3 1/7/12 through 1/5/13

CONSECUTIVE QUARTERS HELD SCORELESS

2 3rd and 4th quarter at Baltimore, 1/15/12 (Div)

CONSECUTIVE QUARTERS HELD SCORELESS, OPPONENTS

2 3rd and 4th quarters vs. Cincinnati, 1/7/12 (WC)

2 2nd and 3rd quarters at Baltimore, 1/15/12 (Div)

CONSECUTIVE QUARTERS HELD WITHOUT A TOUCHDOWN, OPPONENTS

3 2nd through 4th quarters at Baltimore, 1/15/12 (Div)

2 3rd and 4th quarters vs. Cincinnati, 1/5/13 (WC)

MOST POINTS BY HALF

FIRST HALF

17 vs. Cincinnati, 1/7/12 (WC)

13 at Baltimore, 1/15/12 (Div)

SECOND HALF

14 vs. Cincinnati, 1/7/12 (WC)

10 vs. Cincinnati, 1/5/13 (WC)



TEAM RECORDS

SCORING

MOST POINTS BY HALF, OPPONENT

FIRST HALF

- 17 at Baltimore, 1/15/12 (Div)
- 14 vs. Cincinnati, 1/7/12 (WC)

SECOND HALF

- 6 vs. Cincinnati, 1/5/13 (WC)
- 3 at Baltimore, 1/15/12 (Div)

MOST POINTS BY HALF, BOTH TEAMS

FIRST HALF

- 30 Texans 13, Baltimore 17, 1/15/12 (Div)
- 27 Texans 17, Cincinnati 10, 1/7/12 (WC)

SECOND HALF

- 16 Texans 10, Cincinnati 6, 1/5/13 (WC)
- 14 Texans 14, Cincinnati 0, 1/7/12 (WC)

EXTRA POINTS

SEASON

- 5 2011
- 1 2012

GAME

- 4 vs. Cincinnati, 1/7/12 (WC)
- 1 vs. Cincinnati, 1/5/13 (WC)
- 1 at Baltimore, 1/15/12 (Div)

SEASON, OPPONENT

- 3 2011
- 1 2012

GAME, OPPONENT

- 2 at Baltimore, 1/15/12 (Div)
- 1 vs. Cincinnati, 1/5/13 (WC)
- 1 vs. Cincinnati, 1/7/12 (WC)

TWO-POINT CONVERSIONS

SEASON

- None

GAME

- None

DEFENSIVE TOUCHDOWNS

SEASON

- 1 2011

GAME

- 1 vs. Cincinnati, 1/7/12 (WC)

GAME, OPPONENT

- 1 vs. Cincinnati, 1/5/13 (WC)

SCORING MARGIN

MARGIN OF VICTORY

- 21 vs. Cincinnati, 1/7/12 (WC)
- 6 vs. Cincinnati, 1/5/13 (WC)

MARGIN OF DEFEAT

- 7 at Baltimore, 1/15/12 (Div)

COMEBACK VICTORIES (POINTS BEHIND)

- 7 vs. Cincinnati, 1/7/12 (WC), down 7-0, 31-10 final
- 1 vs. Cincinnati, 1/5/13 (WC), down 7-6, 19-13 final

LARGEST DEFICIT OVERCOME

- 7 vs. Cincinnati, 1/7/12 (WC), down 7-0, 31-10 final
- 1 vs. Cincinnati, 1/5/13 (WC), down 7-6, 19-13 final

LARGEST LEAD BEFORE OPPONENT SCORES

- 6 vs. Cincinnati, 1/5/13 (WC)

SCORING DRIVES

LONGEST SCORING DRIVE (NET YARDS)

- 91 at Baltimore, 1/15/12 (Div), 12 plays, TD
- 83 vs. Cincinnati, 1/7/12 (WC), 9 plays, TD
- 76 vs. Cincinnati, 1/5/13 (WC), 13 plays, FG

LONGEST SCORING DRIVE (PLAYS)

- 13 vs. Cincinnati, 1/5/13 (WC), 76 yards, FG
- 13 vs. Cincinnati, 1/7/12 (WC), 59 yards, FG
- 12 at Baltimore, 1/15/12 (Div), 91 yards, TD
- 12 vs. Cincinnati, 1/5/13 (WC), 60 yards, FG

LONGEST SCORING DRIVE (TIME)

- 7:05 vs. Cincinnati, 1/5/13 (WC), 12 plays, 60 yards, FG
- 7:11 vs. Cincinnati, 1/5/13 (WC), 13 plays, 76 yards, FG
- 5:49 at Baltimore, 1/15/12 (Div), 12 plays, 91 yards, TD

SHORTEST SCORING DRIVE (YARDS)

- 20 vs. Cincinnati, 1/5/13 (WC), 8 plays, FG
- 20 at Baltimore, 1/15/12 (Div), 5 plays, FG

SHORTEST SCORING DRIVE (PLAYS)

- 3 vs. Cincinnati, 1/7/12 (WC), 45 yards, TD
- 5 at Baltimore, 1/15/12 (Div), 20 yards, FG

SHORTEST SCORING DRIVE (TIME)

- 1:46 vs. Cincinnati, 1/7/12 (WC), 3 plays, 45 yards, TD
- 2:36 at Baltimore, 1/15/12 (Div), 5 plays, 20 yards, FG

TOTAL OFFENSE

MOST NET YARDS GAINED, SEASON

- 655 2011

MOST NET YARDS GAINED, GAME

- 420 vs. Cincinnati, 1/5/13 (WC)
- 340 vs. Cincinnati, 1/7/12 (WC)

FEWEST NET YARDS GAINED, SEASON

- 420 2012

FEWEST NET YARDS GAINED, GAME

- 315 at Baltimore, 1/15/12 (Div)
- 340 vs. Cincinnati, 1/7/12 (WC)

MOST NET YARDS ALLOWED, SEASON

- 527 2011

MOST NET YARDS ALLOWED, GAME

- 300 vs. Cincinnati, 1/7/12 (WC)
- 227 at Baltimore, 1/15/12 (Div)

FEWEST NET YARDS ALLOWED, SEASON

- 198 2012

FEWEST NET YARDS ALLOWED, GAME

- 198 vs. Cincinnati, 1/5/13 (WC)
- 227 at Baltimore, 1/15/12 (Div)

MOST NET YARDS GAINED, SEASON, BOTH TEAMS

- 1,182 2011

MOST NET YARDS GAINED, GAME, BOTH TEAMS

- 640 Texans 340 vs. Cincinnati 300, 1/7/12 (WC)
- 618 Texans 420 vs. Cincinnati 198, 1/5/13 (WC)

FEWEST NET YARDS GAINED, SEASON, BOTH TEAMS

- 618 2012

FEWEST NET YARDS GAINED, GAME, BOTH TEAMS

- 542 Texans 315 at Baltimore 227, 1/15/12 (Div)
- 618 Texans 420 vs. Cincinnati 198, 1/5/13 (WC)

MOST NET YARDS GAINED, FIRST HALF

- 250 vs. Cincinnati, 1/5/13 (WC)
- 181 at Baltimore, 1/15/12 (Div)

MOST NET YARDS GAINED, SECOND HALF

- 184 vs. Cincinnati, 1/7/12 (WC)
- 170 vs. Cincinnati, 1/5/13 (WC)

FEWEST NET YARDS GAINED, FIRST HALF

- 156 vs. Cincinnati, 1/7/12 (WC)
- 181 at Baltimore, 1/15/12 (Div)



TEAM RECORDS

TOTAL OFFENSE, Cont.

FEWEST NET YARDS GAINED, SECOND HALF

119 at Baltimore, 1/15/12 (Div)
170 vs. Cincinnati, 1/5/13 (WC)

MOST NET YARDS ALLOWED, FIRST HALF

156 vs. Cincinnati, 1/7/12 (WC)
118 at Baltimore, 1/15/12 (Div)

MOST NET YARDS ALLOWED, SECOND HALF

145 vs. Cincinnati, 1/5/13 (WC)
144 vs. Cincinnati, 1/7/12 (WC)

FEWEST NET YARDS ALLOWED, FIRST HALF

53 vs. Cincinnati, 1/5/13 (WC)
118 at Baltimore, 1/15/12 (Div)

FEWEST NET YARDS ALLOWED, SECOND HALF

109 at Baltimore, 1/15/12 (Div)
144 vs. Cincinnati, 1/7/12 (WC)

MOST NET YARDS GAINED, FIRST QUARTER

112 vs. Cincinnati, 1/5/13 (WC)
93 vs. Cincinnati, 1/7/12 (WC)

MOST NET YARDS GAINED, SECOND QUARTER

138 vs. Cincinnati, 1/5/13 (WC)
131 at Baltimore, 1/15/12 (Div)

MOST NET YARDS GAINED, THIRD QUARTER

101 vs. Cincinnati, 1/5/13 (WC)
93 vs. Cincinnati, 1/7/12 (WC)

MOST NET YARDS GAINED, FOURTH QUARTER

91 vs. Cincinnati, 1/7/12 (WC)
77 at Baltimore, 1/15/12 (Div)

FEWEST NET YARDS GAINED, FIRST QUARTER

50 at Baltimore, 1/15/12 (Div)
93 vs. Cincinnati, 1/7/12 (WC)

FEWEST NET YARDS GAINED, SECOND QUARTER

63 vs. Cincinnati, 1/7/12 (WC)
131 at Baltimore, 1/15/12 (Div)

FEWEST NET YARDS GAINED, THIRD QUARTER

57 at Baltimore, 1/15/12 (Div)
93 vs. Cincinnati, 1/7/12 (WC)

FEWEST NET YARDS GAINED, FOURTH QUARTER

77 at Baltimore, 1/15/12 (Div)
69 vs. Cincinnati, 1/5/13 (WC)

MOST NET YARDS ALLOWED, FIRST QUARTER

71 at Baltimore, 1/15/12 (Div)
69 vs. Cincinnati, 1/7/12 (WC)

MOST NET YARDS ALLOWED, SECOND QUARTER

87 vs. Cincinnati, 1/7/12 (WC)
47 at Baltimore, 1/15/12 (Div)

MOST NET YARDS ALLOWED, THIRD QUARTER

71 vs. Cincinnati, 1/5/13 (WC)
65 at Baltimore, 1/15/12 (Div)

MOST NET YARDS ALLOWED, FOURTH QUARTER

80 vs. Cincinnati, 1/7/12 (WC)
74 vs. Cincinnati, 1/5/13 (WC)

FEWEST NET YARDS ALLOWED, FIRST QUARTER

19 vs. Cincinnati, 1/5/13 (WC)
69 vs. Cincinnati, 1/7/12 (WC)

FEWEST NET YARDS ALLOWED, SECOND QUARTER

34 vs. Cincinnati, 1/5/13 (WC)
47 at Baltimore, 1/15/12 (Div)

FEWEST NET YARDS ALLOWED, THIRD QUARTER

64 vs. Cincinnati, 1/7/12 (WC)
65 at Baltimore, 1/15/12 (Div)

FEWEST NET YARDS ALLOWED, FOURTH QUARTER

44 at Baltimore, 1/15/12 (Div)
74 vs. Cincinnati, 1/5/13 (WC)

RUSHING

RUSHING YARDS

SEASON

319 2011

GAME

188 vs. Cincinnati, 1/7/12 (WC)
158 vs. Cincinnati, 1/5/13 (WC)

FEWEST, SEASON

158 2012

FEWEST, GAME

131 at Baltimore, 1/15/12 (Div)
158 vs. Cincinnati, 1/5/13 (WC)

ALLOWED, SEASON

163 2011

ALLOWED, GAME

87 at Baltimore, 1/15/12 (Div)
80 vs. Cincinnati, 1/5/13 (WC)

FEWEST ALLOWED, SEASON

80 2012

FEWEST ALLOWED, GAME

76 vs. Cincinnati, 1/7/12 (WC)
80 vs. Cincinnati, 1/5/13 (WC)

SEASON, BOTH TEAMS

482 2011

GAME, BOTH TEAMS

264 Texans 188 vs. Cincinnati 76, 1/7/12 (WC)
238 Texans 158 vs. Cincinnati 80, 1/5/13 (WC)

FEWEST, SEASON, BOTH TEAMS

238 2012

FEWEST, GAME, BOTH TEAMS

218 Texans 131 at Baltimore 87, 1/15/12 (Div)
238 Texans 158 vs. Cincinnati 80, 1/5/13 (WC)

ATTEMPTS

SEASON

63 2011

GAME

39 vs. Cincinnati, 1/5/13 (WC)
35 vs. Cincinnati, 1/7/12 (WC)

FEWEST, SEASON

39 2012

FEWEST, GAME

28 at Baltimore, 1/15/12 (Div)
35 vs. Cincinnati, 1/7/12 (WC)

SEASON, OPPONENT

50 2011

GAME, OPPONENT

31 at Baltimore, 1/15/12 (Div)
19 vs. Cincinnati, 1/7/12 (WC)

FEWEST, SEASON, OPPONENT

16 2012

FEWEST, GAME, OPPONENT

16 vs. Cincinnati, 1/5/13 (WC)
19 vs. Cincinnati, 1/7/12 (WC)

RUSHING AVERAGE

SEASON

5.1 2011

GAME

5.4 vs. Cincinnati, 1/7/12 (WC)
4.1 vs. Cincinnati, 1/5/13 (WC)

LOWEST, SEASON

4.1 2012



TEAM RECORDS

RUSHING, Cont.

LOWEST, GAME

4.1 vs. Cincinnati, 1/5/13 (WC)
4.7 at Baltimore, 1/15/12 (Div)

SEASON, OPPONENT

5.0 2012

GAME, OPPONENT

5.0 vs. Cincinnati, 1/5/13 (WC)
4.0 vs. Cincinnati, 1/7/12 (WC)

LOWEST, SEASON, OPPONENT

3.3 2011

LOWEST, GAME, OPPONENT

2.8 at Baltimore, 1/15/12 (Div)
4.0 vs. Cincinnati, 1/7/12 (WC)

RUSHING TOUCHDOWNS

SEASON

3 2011

GAME

2 vs. Cincinnati, 1/7/12 (WC)
1 vs. Cincinnati, 1/5/13 (WC)
1 at Baltimore, 1/15/12 (Div)

SEASON, OPPONENT

1 2011

GAME, OPPONENT

1 vs. Cincinnati, 1/7/12 (WC)

100-YARD RUSHING GAMES BY AN INDIVIDUAL

SEASON

2 2011
1 2012

SEASON, OPPONENT

None

CONSECUTIVE GAMES WITH A RUSHING TOUCHDOWN

TEXANS

3 vs. Cincinnati, 1/7/12 (WC) through vs. Cincinnati, 1/5/13 (WC)

OPPONENT

None

PASSING

NET YARDS PASSING

MOST, SEASON

336 2011

MOST, GAME

262 vs. Cincinnati, 1/5/13 (WC)
184 at Baltimore, 1/15/12 (Div)

FEWEST, SEASON

262 2012

FEWEST, GAME

152 vs. Cincinnati, 1/7/12 (WC)
184 at Baltimore, 1/15/12 (Div)

MOST ALLOWED, SEASON

364 2011

MOST ALLOWED, GAME

224 vs. Cincinnati, 1/7/12 (WC)
140 at Baltimore, 1/15/12 (Div)

FEWEST ALLOWED, SEASON

118 2012

FEWEST ALLOWED, GAME

118 vs. Cincinnati, 1/5/13 (WC)
140 at Baltimore, 1/15/12 (Div)

MOST, SEASON, BOTH TEAMS

700 2011

MOST, GAME, BOTH TEAMS

380 Texans 262 vs. Cincinnati 118, 1/5/13 (WC)
376 Texans 152 vs. Cincinnati 224, 1/7/12 (WC)

FEWEST, SEASON, BOTH TEAMS

380 2012

FEWEST, GAME, BOTH TEAMS

324 Texans 184 at Baltimore 140, 1/15/12 (Div)
376 Texans 152 vs. Cincinnati 224, 1/7/12 (WC)

GROSS YARDS PASSING

MOST, SEASON

343 2011

MOST, GAME

262 vs. Cincinnati, 1/5/13 (WC)
184 at Baltimore, 1/15/12 (Div)

FEWEST, SEASON

262 2012

FEWEST, GAME

159 vs. Cincinnati, 1/7/12 (WC)
184 at Baltimore, 1/15/12 (Div)

MOST ALLOWED, SEASON

433 2011

MOST ALLOWED, GAME

257 vs. Cincinnati, 1/7/12 (WC)
176 at Baltimore, 1/15/12 (Div)

FEWEST ALLOWED, SEASON

127 2012

FEWEST ALLOWED, GAME

127 vs. Cincinnati, 1/5/13 (WC)
176 at Baltimore, 1/15/12 (Div)

PASS ATTEMPTS

MOST, SEASON

55 2011

MOST, GAME

38 vs. Cincinnati, 1/5/13 (WC)
35 at Baltimore, 1/15/12 (Div)

FEWEST, SEASON

38 2012

FEWEST, GAME

20 vs. Cincinnati, 1/7/12 (WC)
35 at Baltimore, 1/15/12 (Div)

MOST, SEASON, OPPONENT

69 2011

MOST, GAME, OPPONENT

42 vs. Cincinnati, 1/7/12 (WC)
30 vs. Cincinnati, 1/5/13 (WC)

FEWEST, SEASON, OPPONENT

30 2012

FEWEST, GAME, OPPONENT

27 at Baltimore, 1/15/12 (Div)
30 vs. Cincinnati, 1/5/13 (WC)



TEAM RECORDS

PASSING, Cont.

PASS COMPLETIONS

MOST, SEASON

29 2012

MOST, GAME

29 vs. Cincinnati, 1/5/13 (WC)
17 at Baltimore, 1/15/12 (Div)

FEWEST, SEASON

28 2011

FEWEST, GAME

11 vs. Cincinnati, 1/7/12 (WC)
17 at Baltimore, 1/15/12 (Div)

MOST, SEASON, OPPONENT

41 2011

MOST, GAME, OPPONENT

27 vs. Cincinnati, 1/7/12 (WC)
14 vs. Cincinnati, 1/5/13 (WC)
14 at Baltimore, 1/15/12 (Div)

FEWEST, SEASON, OPPONENT

14 2012

FEWEST, GAME, OPPONENT

14 vs. Cincinnati, 1/5/13 (WC)
14 at Baltimore, 1/15/12 (Div)
27 vs. Cincinnati, 1/7/12 (WC)

TOUCHDOWN PASSES

MOST, SEASON

1 2011

MOST, GAME

1 vs. Cincinnati, 1/7/12 (WC)

MOST, SEASON, OPPONENT

2 2011

MOST, GAME, OPPONENT

2 at Baltimore, 1/15/12 (Div)

CONSECUTIVE GAMES WITH A PASSING TOUCHDOWN

TEXANS

None

OPPONENT

None

FIRST DOWNS

MOST, SEASON

35 2011

MOST, GAME

24 vs. Cincinnati, 1/5/13 (WC)
19 vs. Cincinnati, 1/7/12 (WC)

FEWEST, SEASON

24 2012

FEWEST, GAME

16 at Baltimore, 1/15/12 (Div)
19 vs. Cincinnati, 1/7/12 (WC)

MOST ALLOWED, SEASON

32 2011

MOST ALLOWED, GAME

21 vs. Cincinnati, 1/7/12 (WC)
12 vs. Cincinnati, 1/5/13 (WC)

FEWEST ALLOWED, SEASON

12 2012

FEWEST ALLOWED, GAME

11 at Baltimore, 1/15/12 (Div)
12 vs. Cincinnati, 1/5/13 (WC)

MOST, SEASON, BOTH TEAMS

67 2011

MOST, GAME, BOTH TEAMS

40 Texans 19 vs. Cincinnati 21, 1/7/12 (WC)
36 Texans 24 vs. Cincinnati 12, 1/5/13 (WC)

FEWEST, SEASON, BOTH TEAMS

36 2012

FEWEST, GAME, BOTH TEAMS

27 Texans 16 at Baltimore 11, 1/15/12 (Div)
36 Texans 24 vs. Cincinnati 12, 1/5/13 (WC)

RUSHING FIRST DOWNS

MOST, SEASON

14 2011

MOST, GAME

9 vs. Cincinnati, 1/7/12 (WC)
8 vs. Cincinnati, 1/5/13 (WC)

FEWEST, SEASON

8 vs. Cincinnati, 1/5/13 (WC)

FEWEST, GAME

5 at Baltimore, 1/15/12 (Div)
8 vs. Cincinnati, 1/5/13 (WC)

MOST, SEASON, OPPONENT

10 2011

MOST, GAME, OPPONENT

8 vs. Cincinnati, 1/7/12 (WC)
5 vs. Cincinnati, 1/5/13 (WC)

FEWEST, SEASON, OPPONENT

5 2012

FEWEST, GAME, OPPONENT

2 at Baltimore, 1/15/12 (Div)
5 vs. Cincinnati, 1/5/13 (WC)

PASSING FIRST DOWNS

MOST, SEASON

20 2011

MOST, GAME

13 vs. Cincinnati, 1/5/13 (WC)
11 at Baltimore, 1/15/12 (Div)

FEWEST, SEASON

13 2012

FEWEST, GAME

9 vs. Cincinnati, 1/7/12 (WC)
11 at Baltimore, 1/15/12 (Div)

MOST, SEASON, OPPONENT

20 2011

MOST, GAME, OPPONENT

11 vs. Cincinnati, 1/7/12 (WC)
9 at Baltimore, 1/15/12 (Div)

FEWEST, SEASON, OPPONENT

5 2012

FEWEST, GAME, OPPONENT

5 vs. Cincinnati, 1/5/13 (WC)
9 at Baltimore, 1/15/12 (Div)

FIRST DOWNS BY PENALTY

MOST, SEASON

3 2012

MOST, GAME

3 vs. Cincinnati, 1/5/13 (WC)
1 vs. Cincinnati, 1/7/12 (WC)

FEWEST, SEASON

1 2011



TEAM RECORDS

FIRST DOWNS, Cont.

FEWEST, GAME

0 at Baltimore, 1/15/12 (Div)

MOST, SEASON, OPPONENT

2 2011, 2012

MOST, GAME, OPPONENT

2 vs. Cincinnati, 1/5/13 (WC)

2 vs. Cincinnati, 1/7/12 (WC)

FEWEST, SEASON, OPPONENT

2 2011, 2012

FEWEST, GAME, OPPONENT

0 at Baltimore, 1/15/12 (Div)

FIELD GOALS

MOST, SEASON

4 2012

FEWEST, SEASON

3 2011

MOST ATTEMPTED, SEASON

4 2011, 2012

FEWEST ATTEMPTED, SEASON

4 2011, 2012

MOST ATTEMPTED, GAME

4 vs. Cincinnati, 1/5/13 (WC)

3 at Baltimore, 1/15/12 (Div)

MOST CONVERTED, GAME

4 vs. Cincinnati, 1/5/13 (WC)

2 at Baltimore, 1/15/12 (Div)

CONSECUTIVE GAMES SCORING FIELD GOALS

3 1/7/11 – 1/5/13

MOST FIELD GOALS MADE, SEASON, OPPONENT

3 2011

FEWEST FIELD GOALS MADE, SEASON, OPPONENT

2 2012

MOST FIELD GOALS ATTEMPTED, SEASON, OPPONENT

4 2011

FEWEST FIELD GOALS ATTEMPTED, SEASON, OPPONENT

2 2012

MOST FIELD GOALS ATTEMPTED, GAME, OPPONENT

2 vs. Cincinnati, 1/5/13 (WC)

2 vs. Cincinnati, 1/7/12 (WC)

2 at Baltimore, 1/15/12 (Div)

MOST FIELD GOALS CONVERTED, GAME, OPPONENT

2 vs. Cincinnati, 1/5/13 (WC)

2 at Baltimore, 1/15/12 (Div)

MOST FIELD GOALS CONVERTED, GAME, BOTH TEAMS

6 Texans 4 vs. Cincinnati 2, 1/5/13 (WC)

4 Texans 2 at Baltimore 2, 1/15/12 (Div)

PUNTING

MOST, SEASON

10 2011

MOST, GAME

5 vs. Cincinnati, 1/7/12 (WC)

5 at Baltimore, 1/15/12 (Div)

3 vs. Cincinnati, 1/5/13 (WC)

FEWEST, SEASON

3 2012

FEWEST, GAME

3 vs. Cincinnati, 1/5/13 (WC)

5 at Baltimore, 1/15/12 (Div)

5 vs. Cincinnati, 1/7/12 (WC)

MOST YARDS, SEASON

451 2011

MOST YARDS, GAME

251 vs. Cincinnati, 1/7/12 (WC)

200 at Baltimore, 1/15/12 (Div)

FEWEST YARDS, SEASON

126 2012

FEWEST YARDS, GAME

126 vs. Cincinnati, 1/5/13 (WC)

200 at Baltimore, 1/15/12 (Div)

MOST PUNTS, SEASON, OPPONENT

12 2011

MOST PUNTS, GAME, OPPONENT

9 at Baltimore, 1/15/12 (Div)

5 vs. Cincinnati, 1/5/13 (WC)

FEWEST PUNTS, SEASON, OPPONENT

5 2012

FEWEST PUNTS, GAME, OPPONENT

3 vs. Cincinnati, 1/7/12 (WC)

5 vs. Cincinnati, 1/5/13 (WC)

MOST YARDS, SEASON, OPPONENT

589 2011

MOST YARDS, GAME, OPPONENT

444 at Baltimore, 1/15/12 (Div)

233 vs. Cincinnati, 1/5/13 (WC)

FEWEST PUNTING YARDS, SEASON, OPPONENT

233 2012

FEWEST PUNTING YARDS, GAME, OPPONENT

145 vs. Cincinnati, 1/7/12 (WC)

233 vs. Cincinnati, 1/5/13 (WC)

MOST PUNTS, SEASON, BOTH TEAMS

22 2011

MOST PUNTS, GAME, BOTH TEAMS

14 Texans 5 at Baltimore 9, 1/15/12 (Div)

8 Texans 3 vs. Cincinnati 5, 1/5/13 (WC)

8 Texans 5 vs. Cincinnati 3, 1/7/12 (WC)

FEWEST PUNTS, SEASON, BOTH TEAMS

8 2012

FEWEST PUNTS, GAME, BOTH TEAMS

8 Texans 3 vs. Cincinnati 5, 1/5/13 (WC)

8 Texans 5 vs. Cincinnati 3, 1/7/12 (WC)

14 Texans 5 at Baltimore 9, 1/15/12 (Div)

HIGHEST PUNTING AVERAGE, SEASON

45.1 2011, 10 punts

LOWEST PUNTING AVERAGE, SEASON

42.0 2012, 3 punts

HIGHEST PUNTING AVERAGE, GAME

(MINIMUM 4 PUNTS)

50.2 vs. Cincinnati, 1/7/12 (WC), 5 punts

40.0 at Baltimore, 1/15/12 (Div), 5 punts

HIGHEST PUNTING AVERAGE, SEASON, OPPONENT

49.1 2011, 12 punts

HIGHEST PUNTING AVERAGE, GAME, OPPONENT

(MINIMUM 4 PUNTS)

49.3 at Baltimore, 1/15/12 (Div), 9 punts

46.6 vs. Cincinnati, 1/5/13 (WC), 5 punts

LOWEST PUNTING AVERAGE, SEASON, OPPONENT

46.6 2012, 5 punts

LOWEST PUNTING AVERAGE, GAME, OPPONENT

(MINIMUM 4 PUNTS)

46.6 vs. Cincinnati, 1/5/13 (WC), 5 punts

49.3 at Baltimore, 1/15/12 (Div), 9 punts



TEAM RECORDS

PUNT RETURNS

MOST, SEASON

9 2011

MOST, GAME

6 at Baltimore, 1/15/12 (Div)
3 vs. Cincinnati, 1/7/12 (WC)

FEWEST, SEASON

2 2012

FEWEST, GAME

2 vs. Cincinnati, 1/5/13 (WC)
3 vs. Cincinnati, 1/7/12 (WC)

MOST YARDS, SEASON

16 2011

MOST YARDS, GAME

14 vs. Cincinnati, 1/5/13 (WC)
12 vs. Cincinnati, 1/7/12 (WC)

FEWEST YARDS, SEASON

14 2012

FEWEST YARDS, GAME

4 at Baltimore, 1/15/12 (Div)
12 vs. Cincinnati, 1/7/12 (WC)

HIGHEST AVERAGE, SEASON

7.0 2012

HIGHEST AVERAGE, GAME (MINIMUM 4 RETURNS)

0.7 at Baltimore, 1/15/12 (Div)

LOWEST AVERAGE, SEASON

1.8 2011

LOWEST AVERAGE, GAME (MINIMUM 4 RETURNS)

0.7 at Baltimore, 1/15/12 (Div)

MOST RETURNS, SEASON, OPPONENT

3 2011, 2012

MOST RETURNS, GAME, OPPONENT

3 vs. Cincinnati, 1/5/13 (WC)
3 vs. Cincinnati, 1/7/12 (WC)

FEWEST PUNT RETURNS, SEASON, OPPONENT

3 2011, 2012

FEWEST PUNT RETURNS, GAME, OPPONENT

0 at Baltimore, 1/15/12 (Div)

MOST PUNT RETURN YARDS, SEASON, OPPONENT

20 2011

MOST PUNT RETURN YARDS, GAME, OPPONENT

20 vs. Cincinnati, 1/7/12 (WC)
12 vs. Cincinnati, 1/5/13 (WC)

FEWEST PUNT RETURN YARDS, SEASON, OPPONENT

12 2012

FEWEST PUNT RETURN YARDS, GAME, OPPONENT

0 at Baltimore, 1/15/12 (Div)
12 vs. Cincinnati, 1/5/13 (WC)

HIGHEST PUNT RETURN AVERAGE, SEASON, OPPONENT

6.7 2011

HIGHEST PUNT RETURN AVERAGE, GAME, OPPONENT (MINIMUM 4 RETURNS)

None

LOWEST PUNT RETURN AVERAGE, SEASON, OPPONENT

4.0 2012

LOWEST PUNT RETURN AVERAGE, GAME, OPPONENT (MINIMUM 4 RETURNS)

None

MOST TOUCHDOWNS, PUNT RETURNS

None

MOST TOUCHDOWNS, PUNT RETURNS, OPPONENT

Non

KICKOFF RETURNS

MOST, SEASON

4 2011

MOST, GAME

4 at Baltimore, 1/15/12 (Div)
2 vs. Cincinnati, 1/5/13 (WC)

FEWEST, SEASON

2 2012

FEWEST, GAME

0 vs. Cincinnati, 1/7/12 (WC)
2 vs. Cincinnati, 1/5/13 (WC)

MOST YARDS, SEASON

133 2011

MOST YARDS, GAME

133 at Baltimore, 1/15/12 (Div)
47 vs. Cincinnati, 1/5/13 (WC)

FEWEST YARDS, SEASON

47 2012

FEWEST YARDS, GAME

0 vs. Cincinnati, 1/7/12 (WC)
47 vs. Cincinnati, 1/5/13 (WC)

HIGHEST AVERAGE, SEASON

33.3 2011

HIGHEST AVERAGE, GAME (MINIMUM 4 RETURNS)

33.3 at Baltimore, 1/15/12 (Div)

LOWEST AVERAGE, SEASON

23.5 2012

LOWEST AVERAGE, GAME (MINIMUM 4 RETURNS)

33.3 at Baltimore, 1/15/12 (Div)

MOST RETURNS, SEASON, OPPONENT

6 2012

MOST RETURNS, GAME, OPPONENT

6 vs. Cincinnati, 1/5/13 (WC)
1 vs. Cincinnati, 1/7/12 (WC)
1 at Baltimore, 1/15/12 (Div)

FEWEST RETURNS, SEASON, OPPONENT

2 2011

FEWEST RETURNS, GAME, OPPONENT

1 vs. Cincinnati, 1/7/12 (WC)
1 at Baltimore, 1/15/12 (Div)
6 vs. Cincinnati, 1/5/13 (WC)

MOST RETURN YARDS, SEASON, OPPONENT

156 2012

MOST RETURN YARDS, GAME, OPPONENT

156 vs. Cincinnati, 1/5/13 (WC)
25 at Baltimore, 1/15/12 (Div)

FEWEST RETURN YARDS, SEASON, OPPONENT

47 2011

FEWEST RETURN YARDS, GAME, OPPONENT

22 vs. Cincinnati, 1/7/12 (WC)
25 at Baltimore, 1/15/12 (Div)

HIGHEST RETURN AVERAGE, SEASON, OPPONENT

26.0 2012

HIGHEST RETURN AVERAGE, GAME, OPPONENT (MINIMUM 4 RETURNS)

26.0 vs. Cincinnati, 1/5/13 (WC) (6-156)

LOWEST RETURN AVERAGE, SEASON, OPPONENT

23.5 2011

LOWEST RETURN AVERAGE, GAME, OPPONENT (MINIMUM 4 RETURNS)

26.0 vs. Cincinnati, 1/5/13 (WC) (6-156)

MOST TOUCHDOWNS, KICKOFF RETURNS, SEASON

None

MOST TOUCHDOWNS, KICKOFF RETURNS, GAME

None



TEAM RECORDS

MOST TOUCHDOWNS, KICKOFF RETURNS, SEASON, OPPONENT

None

MOST TOUCHDOWNS, KICKOFF RETURNS, GAME, OPPONENT

None

FUMBLES

MOST FUMBLES, SEASON

3 2011

MOST FUMBLES, GAME

3 at Baltimore, 1/15/12 (Div)

MOST FUMBLES LOST, SEASON

1 2011

MOST FUMBLES LOST, GAME

1 at Baltimore, 1/15/12 (Div)

MOST TOUCHDOWNS, FUMBLE RECOVERY, SEASON

None

MOST TOUCHDOWNS, FUMBLE RECOVERY, GAME

None

MOST FUMBLES, SEASON, OPPONENT

4 2011

MOST FUMBLES, GAME, OPPONENT

3 at Baltimore, 1/15/12 (Div)

MOST FUMBLES LOST, SEASON, OPPONENT

None

INTERCEPTIONS

MOST INTERCEPTIONS THROWN, SEASON

3 2011

MOST INTERCEPTIONS THROWN, GAME

3 at Baltimore, 1/15/12 (Div)

1 vs. Cincinnati, 1/5/13 (WC)

FEWEST INTERCEPTIONS THROWN, SEASON

1 2012

FEWEST INTERCEPTIONS THROWN, GAME

0 vs. Cincinnati, 1/7/12 (WC)

1 vs. Cincinnati, 1/5/13 (WC)

MOST INTERCEPTIONS THROWN, SEASON, OPPONENT

3 2011

MOST INTERCEPTIONS THROWN, GAME, OPPONENT

3 vs. Cincinnati, 1/7/12 (WC)

1 vs. Cincinnati, 1/5/13 (WC)

FEWEST INTERCEPTIONS THROWN, SEASON, OPPONENT

1 2012

FEWEST INTERCEPTIONS THROWN, GAME, OPPONENT

0 at Baltimore, 1/15/12 (Div)

1 vs. Cincinnati, 1/5/13 (WC)

MOST INTERCEPTION RETURN YARDS, SEASON

28 2011

MOST INTERCEPTION RETURN YARDS, GAME

28 vs. Cincinnati, 1/7/12 (WC)

14 vs. Cincinnati, 1/5/13 (WC)

INTERCEPTIONS RETURNED FOR TOUCHDOWNS, SEASON

1 2011

INTERCEPTIONS RETURNED FOR TOUCHDOWNS, GAME

1 vs. Cincinnati, 1/7/12 (WC)

INTERCEPTIONS RETURNED FOR TOUCHDOWNS, SEASON, OPPONENT

1 2012

INTERCEPTIONS RETURNED FOR TOUCHDOWNS, GAME, OPPONENT

1 vs. Cincinnati, 1/5/13 (WC)

MOST INTERCEPTION RETURN YARDS, SEASON, OPPONENT

21 2012

MOST INTERCEPTION RETURN YARDS, GAME, OPPONENT

21 vs. Cincinnati, 1/5/13 (WC)

1 at Baltimore, 1/15/12 (Div)

TOTAL TURNOVERS

MOST GIVEAWAYS, SEASON

4 2011 (3 interceptions, 1 fumble)

FEWEST GIVEAWAYS, SEASON

1 2012 (1 interception)

MOST GIVEAWAYS, GAME

4 at Baltimore, 1/15/12 (Div) (3 interceptions, 1 fumble)

1 vs. Cincinnati, 1/5/13 (WC) (1 interception)

FEWEST GIVEAWAYS, GAME

0 vs. Cincinnati, 1/7/12 (WC)

1 vs. Cincinnati, 1/5/13 (WC) (1 interception)

MOST TAKEAWAYS, SEASON

3 2011 (3 interceptions)

FEWEST TAKEAWAYS, SEASON

1 2012 (1 interception)

MOST TAKEAWAYS, GAME

3 vs. Cincinnati, 1/7/12 (WC) (3 interceptions)

1 vs. Cincinnati, 1/5/13 (WC) (1 interception)

FEWEST TAKEAWAYS, GAME

0 at Baltimore, 1/15/12 (Div)

1 vs. Cincinnati, 1/5/13 (WC) (1 interception)

SACKS

MOST SACKS, SEASON

9 2011

MOST SACKS, GAME

5 at Baltimore, 1/15/12 (Div)

4 vs. Cincinnati, 1/7/12 (WC)

FEWEST SACKS, SEASON

2 2012

FEWEST SACKS, GAME

2 vs. Cincinnati, 1/5/13 (WC)

4 vs. Cincinnati, 1/7/12 (WC)

MOST SACKS, SEASON, OPPONENT

2 2011

MOST SACKS, GAME, OPPONENT

2 vs. Cincinnati, 1/7/12 (WC)

FEWEST SACKS, SEASON, OPPONENT

0 2012

FEWEST SACKS, GAME

0 vs. Cincinnati, 1/5/13 (WC)

0 at Baltimore, 1/15/12 (Div)

SAFETIES

SEASON

None

SEASON, OPPONENTS

None

GAME

None

GAME, OPPONENT

None

TEAM RECORDS

PENALTIES

MOST PENALTIES, SEASON

8 2011

MOST PENALTIES, GAME

7 vs. Cincinnati, 1/5/13 (WC)

5 vs. Cincinnati, 1/7/12 (WC)

FEWEST PENALTIES, SEASON

7 2012

FEWEST PENALTIES, GAME

3 at Baltimore, 1/15/12 (Div)

5 vs. Cincinnati, 1/7/12 (WC)

MOST YARDS PENALIZED, SEASON

107 2011

MOST YARDS PENALIZED, GAME

87 vs. Cincinnati, 1/7/12 (WC)

55 vs. Cincinnati, 1/5/13 (WC)

FEWEST YARDS PENALIZED, SEASON

55 2012

FEWEST YARDS PENALIZED, GAME

20 at Baltimore, 1/15/12 (Div)

55 vs. Cincinnati, 1/5/13 (WC)

MOST PENALTIES, SEASON, OPPONENT

5 2012

MOST PENALTIES, GAME, OPPONENT

5 vs. Cincinnati, 1/5/13 (WC)

3 vs. Cincinnati, 1/7/12 (WC)

FEWEST PENALTIES, SEASON, OPPONENT

3 2011

FEWEST PENALTIES, GAME, OPPONENT

3 vs. Cincinnati, 1/7/12 (WC)

0 at Baltimore, 1/15/12 (Div)

MOST YARDS PENALIZED, SEASON, OPPONENT

51 2012

MOST YARDS PENALIZED, GAME, OPPONENT

51 vs. Cincinnati, 1/5/13 (WC)

25 vs. Cincinnati, 1/7/12 (WC)

FEWEST YARDS PENALIZED, SEASON, OPPONENT

25 2011

FEWEST YARDS PENALIZED, GAME, OPPONENT

0 at Baltimore, 1/15/12 (Div)

25 vs. Cincinnati, 1/7/12 (WC)

MOST PENALTIES, SEASON, BOTH TEAMS

12 2012

MOST PENALTIES, GAME, BOTH TEAMS

12 Texans 7 vs. Cincinnati 5, 1/5/13 (WC)

8 Texans 5 vs. Cincinnati 3, 1/7/12 (WC)

FEWEST PENALTIES, SEASON, BOTH TEAMS

11 2011

FEWEST PENALTIES, GAME, BOTH TEAMS

3 Texans 3 at Baltimore 0, 1/15/12 (Div)

8 Texans 5 vs. Cincinnati 3, 1/7/12 (WC)

MOST YARDS PENALIZED, SEASON, BOTH TEAMS

132 2011

MOST YARDS PENALIZED, GAME, BOTH TEAMS

112 Texans 87 vs. Cincinnati 25, 1/7/12 (WC)

106 Texans 55 vs. Cincinnati 51, 1/5/13 (WC)

FEWEST YARDS PENALIZED, SEASON, BOTH TEAMS

106 2012

FEWEST YARDS PENALIZED, GAME, BOTH TEAMS

20 Texans 20 at Baltimore 0, 1/15/12 (Div)

106 Texans 55 vs. Cincinnati 51, 1/5/13 (WC)

TEAM HISTORY



WE ARE
TEXANS



YEAR-BY-YEAR RESULTS

2002

Head Coach: Dom Capers

Preseason (1-4)

Day	Date	W/L	Score	Opponent	H/A/N	Attend.	Venue	Surface	Temp.	Kickoff Time	Hou.	QB	Opp. QB
Mon	8/5/02	L	17-34	N.Y. Giants	N	22,461	Fawcett Stadium (Canton, Ohio)	Artificial	74°	8:07 p.m. ET	D. Carr	K. Collins	
Sat	8/10/02	W	13-10	New Orleans	A	67,356	Louisiana Superdome	Artificial	NA	7:07 p.m. CT	D. Carr	A. Brooks	
Sat	8/17/02	L	9-19	Kansas City	A	73,506	Arrowhead Stadium	Grass	74°	7:30 p.m. CT	D. Carr	T. Green	
Sat	8/24/02	L	3-24	Miami	H	69,432	Reliant Stadium (roof open)	Grass	90°	7:10 p.m. CT	D. Carr	J. Fiedler	
Fri	8/30/02	L	13-17	Tampa Bay	H	68,371	Reliant Stadium (roof open)	Grass	90°	7:06 p.m. CT	D. Carr	B. Johnson	

Regular Season (4-12 overall; 4th AFC South; 2-6 home; 2-6 away)

Day	Date	W/L	Score	Opponent	H/A/N	Attend.	Venue	Surface	Temp.	Kickoff Time	Hou.	QB	Opp. QB
Sun	9/8/02	W	19-10	Dallas	H	69,604	Reliant Stadium (roof closed)	Grass	NA	7:36 p.m. CT	D. Carr	Q. Carter	
Sun	9/15/02	L	3-24	San Diego	A	56,098	Qualcomm Stadium	Grass	74°	1:15 p.m. PT	D. Carr	D. Brees	
Sun	9/22/02	L	3-23	Indianapolis	H	69,204	Reliant Stadium (roof open)	Grass	81°	12:01 p.m. CT	D. Carr	P. Manning	
Sun	9/29/02	L	17-35	Philadelphia	A	64,867	Veterans Stadium	NeXTurf	64°	1:02 p.m. ET	D. Carr	D. McNabb	
Sun	10/13/02	L	24-31	Buffalo	H	70,120	Reliant Stadium (roof closed)	Grass	NA	12:02 p.m. CT	D. Carr	D. Bledsoe	
Sun	10/20/02	L	17-34	Cleveland	A	73,248	Cleveland Browns Stadium	Grass	50°	4:05 p.m. ET	D. Carr	T. Couch	
Sun	10/27/02	W	21-19	Jacksonville	A	53,721	ALLTEL Stadium	Grass	78°	4:15 p.m. ET	D. Carr	M. Brunell	
Sun	11/3/02	L	3-38	Cincinnati	H	69,827	Reliant Stadium (roof closed)	Grass	NA	12:01 p.m. CT	D. Carr	J. Kitna	
Sun	11/10/02	L	10-17	Tennessee	A	68,804	The Coliseum	Grass	76°	12:03 p.m. CT	D. Carr	S. McNair	
Sun	11/17/02	L	21-24	Jacksonville	H	69,711	Reliant Stadium (roof open)	Grass	66°	12:02 p.m. CT	D. Carr	M. Brunell	
Sun	11/24/02	W	16-14	N.Y. Giants	H	70,054	Reliant Stadium (roof open)	Grass	78°	3:15 p.m. CT	D. Carr	K. Collins	
Sun	12/1/02	L	3-19	Indianapolis	A	56,820	RCA Dome	Astroturf	NA	4:00 p.m. ET	D. Carr	P. Manning	
Sun	12/8/02	W	24-6	Pittsburgh	A	58,551	Heinz Field	Grass	35°	1:01 p.m. ET	D. Carr	T. Maddox	
Sun	12/15/02	L	19-23	Baltimore	H	70,108	Reliant Stadium (roof open)	Grass	70°	12:02 p.m. CT	D. Carr	J. Blake	
Sun	12/22/02	L	10-26	Washington	A	70,291	FedEx Field	Grass	54°	1:02 p.m. ET	D. Carr	P. Ramsey	
Sun	12/29/02	L	3-13	Tennessee	H	70,694	Reliant Stadium (roof open)	Grass	64°	12:03 p.m. CT	D. Carr	S. McNair	

2003

Head Coach: Dom Capers

Preseason (0-4)

Day	Date	W/L	Score	Opponent	H/A/N	Attend.	Venue	Surface	Temp.	Kickoff Time	Hou.	QB	Opp. QB
Mon	8/9/03	L	12-20	Denver	H	70,021	Reliant Stadium (roof closed)	Grass	NA	7:38 p.m. CT	D. Carr	J. Plummer	
Fri	8/15/03	L	6-34	Dallas	A	60,058	Texas Stadium	Artificial	95°	7:06 p.m. CT	D. Carr	Q. Carter	
Sat	8/23/03	L	17-19	San Diego	H	70,007	Reliant Stadium (roof open)	Grass	89°	7:30 p.m. CT	D. Carr	D. Brees	
Thu	8/28/03	L	3-34	Tampa Bay	A	64,808	Raymond James Stadium	Grass	82°	8:05 p.m. ET	D. Carr	B. Johnson	

Regular Season (5-11 overall; 4th AFC South; 3-5 home; 2-6 away)

Day	Date	W/L	Score	Opponent	H/A/N	Attend.	Venue	Surface	Temp.	Kickoff Time	Hou.	QB	Opp. QB
Sun	9/7/03	W	21-20	Miami	A	73,010	Pro Player Stadium	Grass	89°	1:06 p.m. ET	D. Carr	J. Fiedler	
Sun	9/14/03	L	10-31	New Orleans	A	68,390	Louisiana Superdome	Artificial	NA	12:02 p.m. CT	D. Carr	A. Brooks	
Sun	9/21/03	L	14-42	Kansas City	H	70,487	Reliant Stadium (roof closed)	Grass	NA	12:02 p.m. CT	D. Carr	T. Green	
Sun	9/28/03	W	24-20	Jacksonville	H	70,041	Reliant Stadium (roof open)	Grass	79°	12:05 p.m. CT	D. Carr	B. Leftwich	
Sun	10/12/03	L	17-38	Tennessee	A	68,809	The Coliseum	Grass	69°	12:03 p.m. CT	D. Carr	S. McNair	
Sun	10/19/03	L	14-19	N.Y. Jets	H	70,623	Reliant Stadium (roof open)	Grass	79°	3:05 p.m. ET	D. Carr	V. Testaverde	
Sun	10/26/03	L	21-30	Indianapolis	A	56,132	RCA Dome	Artificial	NA	4:15 p.m. ET	D. Carr	P. Manning	
Sun	11/2/03	W	14-10	Carolina	H	70,052	Reliant Stadium (roof open)	Grass	81°	12:02 p.m. CT	T. Banks	J. Delhomme	
Sun	11/9/03	L	27-34	Cincinnati	A	50,437	Paul Brown Stadium	Grass	43°	1:03 p.m. ET	D. Carr	J. Kitna	
Sun	11/16/03	W	12-10	Buffalo	A	72,677	Ralph Wilson Stadium	AstroPlay	47°	1:01 p.m. ET	D. Carr	D. Bledsoe	
Sun	11/23/03	L	20-23	New England	H	70,719	Reliant Stadium (roof closed)	Grass	NA	12:02 p.m. CT	T. Banks	T. Brady	
Sun	11/30/03	W	17-13	Atlanta	H	70,388	Reliant Stadium (roof open)	Grass	70°	12:03 p.m. CT	T. Banks	D. Johnson	
Sun	12/7/03	L	0-27	Jacksonville	A	43,363	ALLTEL Stadium	Grass	56°	1:02 p.m. ET	D. Ragone	B. Leftwich	
Sun	12/14/03	L	3-16	Tampa Bay	A	65,124	Raymond James Stadium	Grass	67°	1:01 p.m. ET	D. Ragone	B. Johnson	
Sun	12/21/03	L	24-27	Tennessee	H	70,758	Reliant Stadium (roof open)	Grass	NA	12:03 p.m. CT	D. Carr	S. McNair	
Sun	12/28/03	L	17-20	Indianapolis	H	70,680	Reliant Stadium (roof closed)	Grass	NA	12:03 p.m. CT	D. Carr	P. Manning	



YEAR-BY-YEAR RESULTS

2004

Head Coach: Dom Capers

Preseason (1-3)

Day, Date	W/L	Score	Opponent	H/A/N	Attend.	Venue	Surface	Temp.	Kickoff Time	Hou. QB	Opp. QB
Sat, 8/14/04	W	18-0	Dallas	H	70,431	Reliant Stadium (roof open)	Grass	85°	7:06 p.m. CT	D. Carr	V. Testaverde
Sat, 8/21/04	L	3-38	Pittsburgh	A	56,028	Heinz Field	Artificial	70°	7:35 p.m. ET	D. Carr	T. Maddox
Fri, 8/27/04	L	17-31	Denver	A	71,256	INVESCO Field at Mile High	Grass	54°	7:06 p.m. MT	D. Carr	J. Plummer
Thu, 9/2/04	L	9-17	Tampa Bay	H	70,024	Reliant Stadium (roof open)	Grass	83°	7:07 p.m. CT	D. Carr	B. Johnson

Regular Season (7-9 overall; 3rd AFC South; 3-5 home; 4-4 away)

Day, Date	W/L	Score	Opponent	H/A/N	Attend.	Venue	Surface	Temp.	Kickoff Time	Hou. QB	Opp. QB
Sun, 9/12/04	L	20-27	San Diego	H	70,255	Reliant Stadium (roof closed)	Grass	NA	12:05 p.m. CT	D. Carr	D. Brees
Sun, 9/19/04	L	16-28	Detroit	A	61,465	Ford Field	Field Turf	68°	1:04 p.m. ET	D. Carr	J. Harrington
Sun, 9/26/04	W	24-21	Kansas City	A	77,433	Arrowhead Stadium	Grass	71°	12:00 p.m. CT	D. Carr	T. Green
Sun, 10/3/04	W	30-17	Oakland	H	70,741	Reliant Stadium (roof open)	Grass	NA	12:02 p.m. CT	D. Carr	K. Collins
Sun, 10/10/04	L	28-34	Minnesota	H	70,718	Reliant Stadium (roof open)	Grass	NA	12:02 p.m. CT	D. Carr	D. Culpepper
Sun, 10/17/04	W	20-10	Tennessee	A	68,932	The Coliseum	Grass	60°	12:02 p.m. CT	D. Carr	S. McNair
Sun, 10/31/04	W	20-6	Jacksonville	H	70,502	Reliant Stadium (roof open)	Grass	85°	12:02 p.m. CT	D. Carr	B. Leftwich
Sun, 11/7/04	L	13-31	Denver	A	74,292	INVESCO Field at Mile High	Grass	69°	2:15 p.m. MT	D. Carr	J. Plummer
Sun, 11/14/04	L	14-49	Indianapolis	A	56,511	RCA Dome	Artificial	NA	1:00 p.m. ET	D. Carr	P. Manning
Sun, 11/21/04	L	13-16	Green Bay	H	70,769	Reliant Stadium (roof closed)	Grass	NA	7:35 p.m. CT	D. Carr	B. Favre
Sun, 11/28/04	W	31-21	Tennessee	H	70,721	Reliant Stadium (roof open)	Grass	66°	12:05 p.m. CT	D. Carr	S. McNair
Sun, 12/5/04	L	7-29	N.Y. Jets	A	77,875	The Meadowlands	FieldTurf	56°	1:03 p.m. ET	D. Carr	C. Pennington
Sun, 12/12/04	L	14-23	Indianapolis	H	70,762	Reliant Stadium (roof open)	Grass	NA	12:02 p.m. CT	D. Carr	P. Manning
Sun, 12/19/04	W	24-5	Chicago	A	62,122	Soldier Field	Grass	12°	12:02 p.m. CT	D. Carr	C. Hutchinson
Sun, 12/26/04	W	21-0	Jacksonville	A	66,227	ALLTEL Stadium	Grass	40°	1:03 p.m. ET	D. Carr	B. Leftwich
Sun, 1/2/05	L	14-22	Cleveland	H	70,724	Reliant Stadium (roof closed)	Grass	72°	12:02 p.m. CT	D. Carr	K. Holcomb

2005

Head Coach: Dom Capers

Preseason (1-3)

Day, Date	W/L	Score	Opponent	H/A/N	Attend.	Venue	Surface	Temp.	Kickoff Time	Hou. QB	Opp. QB
Sat, 8/13/05	L	14-20	Denver	H	70,016	Reliant Stadium (roof closed)	Grass	NA	7:07 p.m. CT	D. Carr	J. Plummer
Sat, 8/20/05	W	19-17	Oakland	H	70,116	Reliant Stadium (roof closed)	Grass	NA	7:07 p.m. CT	D. Carr	K. Collins
Sat, 8/27/05	L	9-21	Dallas	A	54,288	Texas Stadium	Artificial	93°	7:00 p.m. CT	D. Carr	D. Bledsoe
Thu, 9/1/05	L	14-38	Tampa Bay	A	63,591	Raymond James Stadium	Grass	84°	7:36 p.m. ET	D. Carr	B. Griese

Regular Season (2-14 overall; 4th AFC South; 2-6 home; 0-8 away)

Day, Date	W/L	Score	Opponent	H/A/N	Attend.	Venue	Surface	Temp.	Kickoff Time	Hou. QB	Opp. QB
Sun, 9/11/05	L	7-22	Buffalo	A	71,781	Ralph Wilson Stadium	AstroPlay	76°	1:05 p.m. ET	D. Carr	J. Losman
Sun, 9/18/05	L	7-27	Pittsburgh	H	70,742	Reliant Stadium (roof open)	Grass	90°	12:02 p.m. CT	D. Carr	B. Roethlisberger
Sun, 10/2/05	L	10-16	Cincinnati	A	65,714	Paul Brown Stadium	FieldTurf	79°	1:02 p.m. ET	D. Carr	C. Palmer
Sun, 10/9/05	L	20-34	Tennessee	H	70,430	Reliant Stadium (roof closed)	Grass	NA	12:02 p.m. CT	D. Carr	S. McNair
Sun, 10/16/05	L	10-42	Seattle	A	66,196	Qwest Field	FieldTurf	57°	5:38 p.m. PT	D. Carr	M. Hasselbeck
Sun, 10/23/05	L	20-38	Indianapolis	H	70,621	Reliant Stadium (roof closed)	Grass	NA	12:03 p.m. CT	D. Carr	P. Manning
Sun, 10/30/05	W	19-16	Cleveland	H	70,064	Reliant Stadium (roof open)	Grass	78°	12:02 p.m. CT	D. Carr	T. Diller
Sun, 11/6/05	L	14-21	Jacksonville	A	64,613	ALLTEL Stadium	Grass	79°	1:01 p.m. ET	D. Carr	B. Leftwich
Sun, 11/13/05	L	17-31	Indianapolis	A	57,209	RCA Dome	Artificial	NA	1:03 p.m. ET	D. Carr	P. Manning
Sun, 11/20/05	L	17-45	Kansas City	H	70,481	Reliant Stadium (roof open)	Grass	58°	7:37 p.m. CT	D. Carr	T. Green
Sun, 11/27/05	L	27-33	St. Louis	H	70,010	Reliant Stadium (roof open)	Grass	NA	12:03 p.m. CT	D. Carr	J. Martin
Sun, 12/4/05	L	15-16	Baltimore	A	69,909	M&T Bank Stadium	Momentum	47°	1:02 p.m. ET	D. Carr	K. Bolter
Sun, 12/11/05	L	10-13	Tennessee	A	69,149	The Coliseum	Grass	43°	12:03 p.m. CT	D. Carr	S. McNair
Sun, 12/18/05	W	30-19	Arizona	H	70,024	Reliant Stadium (roof closed)	Grass	NA	12:02 p.m. CT	D. Carr	K. Warner
Sat, 12/24/05	L	20-38	Jacksonville	H	70,025	Reliant Stadium (roof open)	Grass	65°	12:03 p.m. CT	D. Carr	D. Garrard
Sun, 1/1/06	L	17-20	San Francisco	A	67,970	Monster Park	Grass	56°	1:05 p.m. PT	D. Carr	A. Smith



YEAR-BY-YEAR RESULTS

2006

Head Coach: Gary Kubiak

Preseason (3-1)

Day	Date	W/L	Score	Opponent	H/A/N	Attend.	Venue	Surface	Temp.	Kickoff Time	Hou. QB	Opp. QB
Sat.	8/12/06	W	24-14	Kansas City	H	70,016	Reliant Stadium (roof closed)	Grass	NA	7:07 p.m. CT	D. Carr	T. Green
Sat.	8/19/06	W	27-20	St. Louis	A	65,391	Edward Jones Dome	Artificial	NA	7:00 p.m. CT	D. Carr	M. Bulger
Sat.	8/27/06	L	14-17	Denver	A	73,689	INVESCO Field at Mile High	Grass	70°	6:04 p.m. MT	D. Carr	J. Plummer
Thu.	8/31/06	W	16-13	Tampa Bay	H	70,037	Reliant Stadium (roof closed)	Grass	NA	7:07 p.m. CT	S. Rosenfels	C. Simms

Regular Season (6-10 overall; 4th AFC South; 4-4 home; 2-6 away)

Day	Date	W/L	Score	Opponent	H/A/N	Attend.	Venue	Surface	Temp.	Kickoff Time	Hou. QB	Opp. QB
Sun.	9/10/06	L	10-24	Philadelphia	H	70,180	Reliant Stadium (roof closed)	Grass	NA	12:02 p.m. CT	D. Carr	D. McNabb
Sun.	9/17/06	L	24-43	Indianapolis	A	56,614	RCA Dome	FieldTurf	NA	1:03 p.m. ET	D. Carr	P. Manning
Sun.	9/24/06	L	15-31	Washington	H	70,069	Reliant Stadium (roof closed)	Grass	NA	12:03 p.m. CT	D. Carr	M. Brunell
Sun.	10/1/06	W	17-15	Miami	H	70,071	Reliant Stadium (roof closed)	Grass	NA	12:02 p.m. CT	D. Carr	D. Culpepper
Sun.	10/15/06	L	6-34	Dallas	A	63,186	Texas Stadium	Sportfield Turf	66°	12:02 p.m. CT	D. Carr	D. Bledsoe
Sun.	10/22/06	W	27-7	Jacksonville	H	70,035	Reliant Stadium (roof open)	Grass	NA	12:03 p.m. CT	D. Carr	B. Leftwich
Sun.	10/29/06	L	22-28	Tennessee	A	69,143	LP Field	Grass	72°	12:02 p.m. CT	D. Carr	V. Young
Sun.	11/5/06	L	10-14	N.Y. Giants	A	78,485	Giants Stadium	FieldTurf	46°	1:02 p.m. ET	D. Carr	E. Manning
Sun.	11/12/06	W	13-10	Jacksonville	A	65,918	ALLTEL Stadium	Grass	56°	1:03 p.m. ET	D. Carr	D. Garrard
Sun.	11/19/06	L	21-24	Buffalo	H	70,125	Reliant Stadium (roof open)	Grass	61°	12:03 p.m. CT	D. Carr	J. Losman
Sun.	11/26/06	L	11-26	N.Y. Jets	A	76,596	The Meadowlands	FieldTurf	56°	1:02 p.m. ET	D. Carr	C. Pennington
Sun.	12/3/06	W	23-14	Oakland	A	46,276	McAfee Coliseum	Grass	56°	1:05 p.m. PT	D. Carr	A. Brooks
Sun.	12/10/06	L	20-26	Tennessee	H	70,760	Reliant Stadium (roof closed)	Grass	NA	12:02 p.m. CT	D. Carr	V. Young
Sun.	12/17/06	L	7-40	New England	A	68,756	Gillette Stadium	Grass	52°	1:02 p.m. ET	D. Carr	T. Brady
Sun.	12/24/06	W	27-24	Indianapolis	H	70,132	Reliant Stadium (roof closed)	Grass	NA	12:03 p.m. CT	D. Carr	P. Manning
Sun.	12/31/06	W	14-6	Cleveland	H	70,097	Reliant Stadium (roof open)	Grass	NA	12:02 p.m. CT	D. Carr	C. Frye

2007

Head Coach: Gary Kubiak

Preseason (2-2)

Day	Date	W/L	Score	Opponent	H/A/N	Attend.	Venue	Surface	Temp.	Kickoff Time	Hou. QB	Opp. QB
Sat.	8/11/07	L	19-20	Chicago	H	70,060	Reliant Stadium (roof closed)	Grass	NA	7:08 p.m. CT	M. Schaub	R. Grossman
Sat.	8/18/07	W	33-20	Arizona	A	64,405	Univ. of Phoenix Stadium (roof closed)	Grass	NA	1:05 p.m. MT	M. Schaub	M. Leinart
Sat.	8/25/07	W	28-16	Dallas	H	70,516	Reliant Stadium (roof closed)	Grass	NA	7:08 p.m. CT	M. Schaub	T. Romo
Thu.	8/30/07	L	24-31	Tampa Bay	A	64,321	Raymond James Stadium	Grass	90°	8:08 p.m. ET	S. Rosenfels	L. McCown

Regular Season (8-8 overall; 4th AFC South; 6-2 home; 2-6 away)

Day	Date	W/L	Score	Opponent	H/A/N	Attend.	Venue	Surface	Temp.	Kickoff Time	Hou. QB	Opp. QB
Sun.	9/9/07	W	20-3	Kansas City	H	70,080	Reliant Stadium (roof closed)	Grass	NA	12:05 p.m. CT	M. Schaub	D. Huard
Sun.	9/16/07	W	34-21	Carolina	A	73,665	Bank of America Stadium	Grass	74°	1:02 p.m. ET	M. Schaub	J. Delhomme
Sun.	9/23/07	L	24-30	Indianapolis	H	70,132	Reliant Stadium (roof closed)	Grass	NA	12:03 p.m. CT	M. Schaub	P. Manning
Sun.	9/30/07	L	16-26	Atlanta	A	69,312	The Georgia Dome	Field Turf	NA	1:02 p.m. ET	M. Schaub	J. Harrington
Sun.	10/7/07	W	22-19	Miami	H	70,156	Reliant Stadium (roof closed)	Grass	NA	12:02 p.m. CT	M. Schaub	T. Green
Sun.	10/14/07	L	17-37	Jacksonville	A	63,715	Jacksonville Municipal Stadium	Grass	81°	1:03 p.m. ET	M. Schaub	D. Garrard
Sun.	10/21/07	L	36-38	Tennessee	H	70,734	Reliant Stadium (roof closed)	Grass	NA	12:02 p.m. CT	M. Schaub	K. Collins
Sun.	10/28/07	L	10-35	San Diego	A	60,439	Qualcomm Stadium	Grass	78°	1:05 p.m. PT	M. Schaub	P. Rivers
Sun.	11/4/07	W	24-17	Oakland	A	49,603	McAfee Coliseum	Grass	70°	1:15 p.m. PT	S. Rosenfels	J. McCown
Sun.	11/18/07	W	23-10	New Orleans	H	70,780	Reliant Stadium (roof closed)	Grass	NA	12:02 p.m. CT	M. Schaub	D. Brees
Sun.	11/25/07	L	17-27	Cleveland	A	72,730	Cleveland Browns Stadium	Grass	41°	1:03 p.m. ET	M. Schaub	D. Anderson
Sun.	12/2/07	L	22-28	Tennessee	A	69,143	LP Field	Grass	61°	12:02 p.m. CT	M. Schaub	V. Young
Sun.	12/9/07	W	28-14	Tampa Bay	H	70,237	Reliant Stadium (roof closed)	Grass	NA	12:01 p.m. CT	S. Rosenfels	J. McCown
Thu.	12/13/07	W	31-13	Denver	H	70,747	Reliant Stadium (roof open)	Grass	59°	7:15 p.m. CT	S. Rosenfels	J. Cutler
Sun.	12/23/07	L	15-38	Indianapolis	A	57,262	RCA Dome	FieldTurf	NA	1:02 p.m. ET	S. Rosenfels	P. Manning
Sun.	12/30/07	W	42-28	Jacksonville	H	70,660	Reliant Stadium (roof open)	Grass	NA	12:02 p.m. CT	S. Rosenfels	Q. Gray



YEAR-BY-YEAR RESULTS

2008

Head Coach: Gary Kubiak

Preseason (2-2)

Day	Date	W/L	Score	Opponent	H/A/N	Attend.	Venue	Surface	Temp.	Kickoff Time	Hou. QB	Opp. QB
Sat.	8/9/08	W	19-16	Denver	H	70,020	Reliant Stadium (roof closed)	Grass	NA	7:07 p.m. CT	M. Schaub	J. Cutler
Sat.	8/16/08	W	31-27	New Orleans	A	64,405	Louisiana Superdome	Momentum	NA	7:06 p.m. CT	M. Schaub	D. Brees
Sat.	8/22/08	L	22-23	Dallas	A	60,795	Texas Stadium	Artificial	94°	7:05 p.m. CT	M. Schaub	T. Romo
Thu.	8/28/08	L	6-16	Tampa Bay	H	70,011	Reliant Stadium (roof closed)	Grass	NA	7:07 p.m. CT	S. Rosenfels	McCown

Regular Season (8-8 overall; 3rd AFC South; 6-2 home; 2-6 away)

Day	Date	W/L	Score	Opponent	H/A/N	Attend.	Venue	Surface	Temp.	Kickoff Time	Hou. QB	Opp. QB
Sun.	9/7/08	L	17-38	Pittsburgh	A	64,001	Heinz Field	DD Grassmaster	72°	1:02 p.m. ET	M. Schaub	B. Roethlisberger
Sun.	9/21/08	L	12-31	Tennessee	A	69,143	LP Field	Grass	80°	12:02 p.m. CT	M. Schaub	K. Collins
Sun.	9/28/08	L, OT	27-30	Jacksonville	A	64,061	Jacksonville Municipal Stadium	Grass	82°	1:02 p.m. ET	M. Schaub	D. Garrard
Sun.	10/5/08	L	27-31	Indianapolis	H	70,118	Reliant Stadium (roof open)	Grass	82°	12:02 p.m. CT	S. Rosenfels	P. Manning
Sun.	10/12/08	W	29-28	Miami	H	70,023	Reliant Stadium (roof open)	Grass	79°	12:02 p.m. CT	M. Schaub	C. Pennington
Sun.	10/19/08	W	28-21	Detroit	H	70,081	Reliant Stadium (roof open)	Grass	77°	3:05 p.m. CT	M. Schaub	D. Orlovsky
Sun.	10/26/08	W	35-6	Cincinnati	H	70,112	Reliant Stadium (roof open)	Grass	82°	2:47 p.m. CT	M. Schaub	R. Fitzpatrick
Sun.	11/2/08	L	21-28	Minnesota	A	62,839	Metrodome	FieldTurf	NA	12:05 p.m. CT	M. Schaub	G. Frerotte
Sun.	11/9/08	L	13-41	Baltimore	H	70,552	Reliant Stadium (roof open)	Grass	69°	12:02 p.m. CT	S. Rosenfels	J. Flacco
Sun.	11/16/08	L	27-33	Indianapolis	A	66,201	Lucas Oil Stadium (roof closed)	FieldTurf	NA	1:02 p.m. ET	S. Rosenfels	P. Manning
Sun.	11/23/08	W	16-6	Cleveland	A	72,077	Cleveland Browns Stadium	Grass	30°	1:03 p.m. ET	S. Rosenfels	B. Quinn
Mon.	12/1/08	W	30-17	Jacksonville	H	70,809	Reliant Stadium (roof open)	Grass	53°	7:40 p.m. CT	S. Rosenfels	D. Garrard
Sun.	12/7/08	W	24-21	Green Bay	A	70,245	Lambeau Field	DD Grassmaster	3°	12:02 p.m. CT	M. Schaub	A. Rodgers
Sun.	12/14/08	W	13-12	Tennessee	H	70,831	Reliant Stadium (roof open)	Grass	69°	12:05 p.m. CT	M. Schaub	K. Collins
Sun.	12/21/08	L	16-27	Oakland	A	43,687	Oakland-Alameda County Coliseum	Grass	48°	1:05 p.m. PT	M. Schaub	J. Russell
Sun.	12/28/08	W	31-24	Chicago	H	70,838	Reliant Stadium (roof open)	Grass	46°	12:03 p.m. CT	M. Schaub	K. Orton

2009

Head Coach: Gary Kubiak

Preseason (2-2)

Day	Date	W/L	Score	Opponent	H/A/N	Attend.	Venue	Surface	Temp.	Kickoff Time	Hou. QB	Opp. QB
Sat.	8/15/09	W	16-10	Kansas City	A	64,781	Arrowhead Stadium	Grass	78°	7:00 p.m. CT	M. Schaub	M. Cassel
Sat.	8/22/09	L	14-38	New Orleans	H	70,107	Reliant Stadium (roof closed)	Grass	NA	7:09 p.m. CT	M. Schaub	D. Brees
Mon.	8/31/09	L	10-17	Minnesota	H	70,191	Reliant Stadium (roof closed)	Grass	NA	7:06 p.m. CT	M. Schaub	B. Favre
Fri.	9/4/09	W	27-20	Tampa Bay	A	63,831	Raymond James Stadium	Grass	88°	7:07 p.m. ET	D. Orlovsky	J. Freeman

Regular Season (9-7 overall; 2nd AFC South; 4-4 home; 5-3 away)

Day	Date	W/L	Score	Opponent	H/A/N	Attend.	Venue	Surface	Temp.	Kickoff Time	Hou. QB	Opp. QB
Sun.	9/13/09	L	7-24	N.Y. Jets	H	70,118	Reliant Stadium (roof closed)	Grass	NA	12:03 p.m. CT	M. Schaub	M. Sanchez
Sun.	9/20/09	W	34-31	Tennessee	A	69,143	LP Field	Grass	77°	12:03 p.m. CT	M. Schaub	K. Collins
Sun.	9/27/09	L	24-34	Jacksonville	H	70,083	Reliant Stadium (roof closed)	Grass	85°	12:03 p.m. CT	M. Schaub	D. Garrard
Sun.	10/4/09	W	29-6	Oakland	H	70,291	Reliant Stadium (roof closed)	Grass	NA	12:02 p.m. CT	M. Schaub	J. Russell
Sun.	10/11/09	L	21-28	Arizona	A	61,819	Univ. of Phoenix Stadium (roof closed)	Grass	NA	1:15 p.m. MT	M. Schaub	K. Warner
Sun.	10/18/09	W	28-17	Cincinnati	A	64,019	Paul Brown Stadium	FieldTurf	49°	1:02 p.m. ET	M. Schaub	C. Palmer
Sun.	10/25/09	W	24-21	San Francisco	H	70,820	Reliant Stadium (roof open)	Grass	74°	12:04 p.m. CT	M. Schaub	S. Hill
Sun.	11/1/09	W	31-10	Buffalo	A	69,790	Ralph Wilson Stadium	AstroPlay	49°	1:02 p.m. ET	M. Schaub	R. Fitzpatrick
Sun.	11/8/09	L	17-20	Indianapolis	A	66,033	Lucas Oil Stadium (roof open)	FieldTurf	69°	1:02 p.m. ET	M. Schaub	P. Manning
Mon.	11/23/09	L	17-20	Tennessee	H	71,153	Reliant Stadium (roof open)	Grass	NA	12:05 p.m. CT	M. Schaub	V. Young
Sun.	11/29/09	L	27-35	Indianapolis	H	70,990	Reliant Stadium (roof open)	Grass	NA	12:02 p.m. CT	M. Schaub	P. Manning
Sun.	12/6/09	L	18-23	Jacksonville	A	42,079	Jacksonville Municipal Stadium	Grass	54°	1:03 p.m. ET	M. Schaub	D. Garrard
Sun.	12/13/09	W	34-7	Seattle	H	70,380	Reliant Stadium (roof closed)	Grass	NA	12:02 p.m. CT	M. Schaub	M. Hasselbeck
Sun.	12/20/09	W	16-13	St. Louis	A	46,256	Edward Jones Dome	FieldTurf	NA	12:00 p.m. CT	M. Schaub	K. Noll
Sun.	12/27/09	W	27-20	Miami	A	65,847	Land Shark Stadium	Grass	75°	1:02 p.m. ET	M. Schaub	C. Henne
Sun.	1/3/10	W	34-27	New England	H	71,029	Reliant Stadium (roof closed)	Grass	NA	12:02 p.m. CT	M. Schaub	T. Brady



YEAR-BY-YEAR RESULTS

2010

Head Coach: Gary Kubiak

Preseason (1-3)

Day	Date	W/L	Score	Opponent	H/A/N	Attend.	Venue	Surface	Temp.	Kickoff Time	Hou. QB	Opp. QB
Sat	8/14/10	L	16-19	Arizona	A	61,489	Univ. of Phoenix Stadium (roof closed)	Grass	NA	5:07 p.m. MT	M. Schaub	M. Leinart
Sat	8/21/10	L	20-38	New Orleans	A	70,025	Louisiana Superdome	Momentum	NA	7:07 p.m. CT	M. Schaub	D. Brees
Sat	8/28/10	W	23-7	Dallas	H	70,725	Reliant Stadium (roof closed)	Grass	NA	7:05 p.m. CT	M. Schaub	T. Rocco
Thu	9/2/10	L	17-24	Tampa Bay	H	70,035	Reliant Stadium (roof closed)	Grass	NA	7:07 p.m. ET	D. Orlovsky	R. Carpenter

Regular Season (6-10 overall; 3rd AFC South; 4-4 home; 2-6 away)

Day	Date	W/L	Score	Opponent	H/A/N	Attend.	Venue	Surface	Temp.	Kickoff Time	Hou. QB	Opp. QB
Sun	9/12/10	W	34-24	Indianapolis	H	70,974	Reliant Stadium (roof closed)	Grass	NA	12:02 p.m. CT	M. Schaub	P. Manning
Sun	9/19/10	W	OT 30-27	Washington	A	88,240	FedEx Field	Grass	85°	4:15 p.m. ET	M. Schaub	D. McNabb
Sun	9/26/10	L	13-27	Dallas	H	71,456	Reliant Stadium (roof closed)	Grass	NA	12:02 p.m. CT	M. Schaub	T. Flacco
Sun	10/3/10	W	31-24	Oakland	A	32,218	Oakland-Alameda County Coliseum	Grass	71°	1:05 p.m. PT	M. Schaub	B. Gradkowski
Sun	10/10/10	L	10-34	N.Y. Giants	H	71,110	Reliant Stadium (roof closed)	Grass	NA	12:03 p.m. CT	M. Schaub	E. Manning
Sun	10/17/10	W	35-31	Kansas City	H	70,926	Reliant Stadium (roof open)	Grass	78°	12:03 p.m. ET	M. Schaub	M. Cassel
Mon	11/1/10	L	17-30	Indianapolis	A	66,363	Lucas Oil Stadium (roof closed)	FieldTurf	NA	8:41 p.m. ET	M. Schaub	P. Manning
Sun	11/7/10	L	23-29	San Diego	H	70,886	Reliant Stadium (roof open)	Grass	63°	12:02 p.m. CT	M. Schaub	P. Rivers
Sun	11/14/10	L	24-31	Jacksonville	A	63,340	EverBank Field	Grass	70°	1:04 p.m. ET	M. Schaub	D. Garrard
Sun	11/21/10	L	27-30	N.Y. Jets	A	78,843	New Meadowlands Stadium	FieldTurf	46°	1:03 p.m. ET	M. Schaub	M. Sanchez
Sun	11/28/10	W	20-0	Tennessee	H	70,855	Reliant Stadium (roof closed)	Grass	NA	12:02 p.m. CT	M. Schaub	R. Smith
Thu	12/2/10	L	24-34	Philadelphia	A	69,144	Lincoln Financial Field	Grass	36°	8:30 p.m. ET	M. Schaub	M. Vick
Mon	12/13/10	L	OT 28-34	Baltimore	H	71,143	Reliant Stadium (roof closed)	Grass	NA	12:02 p.m. CT	M. Schaub	J. Flacco
Sun	12/19/10	L	17-31	Tennessee	A	69,143	LP Field	Grass	36°	12:02 p.m. CT	M. Schaub	K. Collins
Sun	12/26/10	L	23-24	Denver	A	73,691	INVESCO Field at Mile High	Grass	50°	2:06 p.m. MT	M. Schaub	T. Tebow
Sun	1/2/11	W	34-17	Jacksonville	H	71,023	Reliant Stadium (roof open)	Grass	60°	3:15 p.m. CT	M. Schaub	T. Edwards

2011

Head Coach: Gary Kubiak

Preseason (3-1)

Day	Date	W/L	Score	Opponent	H/A/N	Attend.	Venue	Surface	Temp.	Kickoff Time	Hou. QB	Opp. QB
Mon	8/15/11	W	20-16	N.Y. Jets	H	70,511	Reliant Stadium (roof closed)	Grass	NA	7:05 p.m. CT	M. Schaub	M. Sanchez
Sat	8/20/11	W	27-14	New Orleans	H	70,828	Reliant Stadium (roof closed)	Grass	NA	7:06 p.m. CT	M. Schaub	D. Brees
Sat	8/27/11	W	30-7	San Francisco	A	69,732	Candlestick Park	Grass	68°	5:05 p.m. PT	M. Schaub	A. Smith
Thu	9/1/11	L	0-28	Minnesota	A	62,148	Mall of America Field at HHH Metrodome	UBU Speed Series GSM	NA	7:07 p.m. ET	M. Leinart	C. Ponder

Regular Season (10-6 overall; 1st AFC South; 5-3 home; 5-3 away)

Day	Date	W/L	Score	Opponent	H/A/N	Attend.	Venue	Surface	Temp.	Kickoff Time	Hou. QB	Opp. QB
Sun	9/11/11	W	34-7	Indianapolis	H	71,444	Reliant Stadium (roof closed)	Grass	NA	12:05 p.m. CT	M. Schaub	K. Collins
Sun	9/18/11	W	23-13	Miami	A	51,032	Sun Life Stadium	Grass	87°	4:15 p.m. ET	M. Schaub	C. Henne
Sun	9/25/11	L	33-40	New Orleans	A	73,002	Louisiana Superdome	UBU Speed Series GSM	NA	12:02 p.m. CT	M. Schaub	D. Brees
Sun	10/2/11	W	17-10	Pittsburgh	H	71,585	Reliant Stadium (roof closed)	Grass	NA	12:03 p.m. CT	M. Schaub	B. Roethlisberger
Sun	10/9/11	L	20-25	Oakland	H	71,420	Reliant Stadium (roof closed)	Grass	NA	12:02 p.m. CT	M. Schaub	J. Campbell
Sun	10/16/11	L	14-29	Baltimore	A	71,154	M&T Stadium	SportEveMomentum	72°	4:06 p.m. ET	M. Schaub	J. Flacco
Sun	10/23/11	W	41-7	Tennessee	A	69,143	LP Field	Grass	72°	12:02 p.m. CT	M. Schaub	M. Hasselbeck
Sun	10/30/11	W	24-14	Jacksonville	H	71,412	Reliant Stadium (roof open)	Grass	68°	12:02 p.m. CT	M. Schaub	B. Gabbert
Sun	11/6/11	W	30-12	Cleveland	H	71,511	Reliant Stadium (roof closed)	Grass	NA	12:03 p.m. CT	M. Schaub	C. McCoy
Sun	11/13/11	W	37-9	Tampa Bay	A	56,037	Raymond James Stadium	Grass	77°	1:02 p.m. ET	M. Schaub	J. Freeman
Sun	11/27/11	W	20-13	Jacksonville	A	62,004	EverBank Field	Grass	75°	1:03 p.m. ET	M. Leinart	B. Gabbert
Sun	12/4/11	W	17-10	Atlanta	H	71,545	Reliant Stadium (roof closed)	Grass	NA	12:03 p.m. ET	T. Yates	M. Ryan
Sun	12/11/11	W	20-19	Cincinnati	A	41,202	Paul Brown Stadium	FieldTurf	34°	1:02 p.m. ET	T. Yates	A. Dalton
Sun	12/18/11	L	13-28	Carolina	H	71,540	Reliant Stadium (roof closed)	Grass	NA	12:03 p.m. CT	T. Yates	C. Newton
Thu	12/22/11	L	16-19	Indianapolis	A	64,159	Lucas Oil Stadium (roof closed)	Artificial	NA	8:29 p.m. ET	T. Yates	D. Orlovsky
Sun	1/1/12	L	22-23	Tennessee	H	71,512	Reliant Stadium (roof closed)	Grass	NA	12:02 p.m. CT	T. Yates	M. Hasselbeck

Postseason (1-1 overall; AFC Divisional)

Day	Date	W/L	Score	Opponent	H/A/N	Attend.	Venue	Surface	Temp.	Kickoff Time	Hou. QB	Opp. QB
*Sat	1/7/12	W	31-10	Cincinnati	H	71,725	Reliant Stadium (roof closed)	Grass	NA	3:35 p.m. CT	T. Yates	A. Dalton
#Sun	1/15/12	L	13-20	Baltimore	A	71,547	M&T Stadium	SportEveMomentum	31°	1:05 p.m. ET	T. Yates	J. Flacco

* - AFC Wild Card; # - AFC Divisional



YEAR-BY-YEAR RESULTS

2012

Head Coach: Gary Kubiak

Preseason (3-1)

Day	Date	W/L	Score	Opponent	H/A/N	Attend.	Venue	Surface	Temp.	Kickoff Time	Hou. QB	Opp. QB
Sat.	8/11/12	W	26-13	Carolina	A	69,002	Bank of America Stadium	Grass	78°	7:04 p.m. ET	M. Schaub	C. Newton
Sat.	8/18/12	W	20-9	San Francisco	H	71,196	Reliant Stadium (roof closed)	Grass	NA	7:07 p.m. CT	M. Schaub	A. Smith
Sat.	8/25/12	L	27-34	New Orleans	A	72,082	Mercedes-Benz Superdome	UBU Speed Series GSM	NA	7:06 p.m. CT	M. Schaub	D. Brees
Thu.	8/30/12	W	28-24	Minnesota	H	71,116	Reliant Stadium (roof closed)	Grass	NA	6:07 p.m. CT	J. Beck	J. Webb

Regular Season (12-4 overall; 6-2 home; 6-2 away)

Day	Date	W/L	Score	Opponent	H/A/N	Attend.	Venue	Surface	Temp.	Kickoff Time	Hou. QB	Opp. QB
Sun.	9/9/12	W	30-10	Miami	H	71,566	Reliant Stadium (roof closed)	Grass	NA	12:03 p.m. CT	M. Schaub	R. Tannehill
Sun.	9/16/12	W	27-7	Jacksonville	A	62,907	EverBank Field	Grass	83°	1:03 p.m. ET	M. Schaub	B. Gabbert
Sun.	9/23/12	W	31-25	Denver	A	76,566	Sports Authority Field at Mile High	Grass	84°	2:25 p.m. MT	M. Schaub	P. Manning
Sun.	9/30/12	W	38-14	Tennessee	H	71,581	Reliant Stadium (roof closed)	Grass	NA	12:03 p.m. CT	M. Schaub	J. Locker
Mon.	10/8/12	W	23-17	N.Y. Jets	A	79,088	MetLife Stadium	FieldTurf	52°	8:40 p.m. ET	M. Schaub	M. Sanchez
Sun.	10/14/12	L	24-42	Green Bay	H	71,702	Reliant Stadium (roof closed)	Grass	NA	7:30 p.m. CT	M. Schaub	A. Rodgers
Sun.	10/21/12	W	43-13	Baltimore	H	71,708	Reliant Stadium (roof closed)	Grass	NA	12:02 p.m. CT	M. Schaub	J. Flacco
Sun.	11/4/12	W	21-9	Buffalo	H	71,698	Reliant Stadium (roof closed)	Grass	NA	12:02 p.m. CT	M. Schaub	R. Fitzpatrick
Sun.	11/11/12	W	13-6	Chicago	A	62,410	Soldier Field	Grass	54°	7:31 p.m. CT	M. Schaub	J. Cutler
Sun.	11/18/12W	OT43-37	Jacksonville	H	71,676	Reliant Stadium (roof closed)	Grass	NA	12:03 p.m. CT	M. Schaub	B. Gabbert	
Thu.	11/22/12W	OT34-31	Detroit	A	64,827	Ford Field	Field Turf	NA	12:39 p.m. ET	M. Schaub	M. Stafford	
Sun.	12/2/12	W	24-10	Tennessee	A	69,143	LP Field	Grass	66°	12:02 p.m. CT	M. Schaub	J. Locker
Mon.	12/10/12	L	14-42	New England	A	68,756	Gillette Stadium	Field Turf	59°	8:40 p.m. ET	M. Schaub	T. Brady
Sun.	12/16/12	W	29-17	Indianapolis	H	71,702	Reliant Stadium (roof closed)	Grass	NA	12:02 p.m. CT	M. Schaub	A. Luck
Sun.	12/23/12	L	6-23	Minnesota	H	71,688	Reliant Stadium (roof closed)	Grass	NA	12:03 p.m. CT	M. Schaub	C. Ponder
Sun.	12/30/12	L	16-28	Indianapolis	A	66,957	Lucas Oil Stadium (roof closed)	Artificial	NA	1:02 p.m. ET	M. Schaub	A. Luck

Postseason (1-1 overall; AFC Divisional)

Day	Date	W/L	Score	Opponent	H/A/N	Attend.	Venue	Surface	Temp.	Kickoff Time	Hou. QB	Opp. QB
*Sat.	1/5/13	W	19-13	Cincinnati	H	71,738	Reliant Stadium (roof closed)	Grass	NA	3:35 p.m. CT	M. Schaub	A. Dalton
#Sun.	1/13/13	L	28-41	New England	A	68,756	Gillette Stadium	Field Turf	51°	4:40 p.m. ET	M. Schaub	T. Brady

* - AFC Wild Card; # - AFC Divisional

TEXANS ATTENDANCE RECORDS

TOP 10 HOME ATTENDANCE

Attendance	Date	Opponent	Result
*71,738	1/5/13	Cincinnati	W, 19-13
*71,725	1/7/12	Cincinnati	W, 31-10
71,708	10/21/12	Baltimore	W, 43-13
71,702	12/16/12	Indianapolis	W, 29-17
71,702	10/14/12	Green Bay	L, 42-24
71,698	11/4/12	Buffalo	W, 21-9
71,688	12/23/12	Minnesota	L, 23-6
71,676	11/18/12	Jacksonville	W, 43-37 (OT)
71,585	10/2/11	Pittsburgh	W, 17-10
71,566	9/9/12	Miami	W, 30-10

* - Wild Card Game

OVERALL HOME ATTENDANCE (Regular season only)

Year	Games	Total	Average
2002	8	559,322	69,915
2003	8	563,748	70,468
2004	8	565,192	70,649
2005	8	562,397	70,300
2006	8	561,469	70,184
2007	8	564,159	70,520
2008	8	563,364	70,421
2009	8	564,864	70,608
2010	8	568,643	71,081
2011	8	571,969	71,496
2012	8	573,321	71,665

TOP 10 ROAD ATTENDANCE

Attendance	Date	Opponent	Result
88,240	9/19/10	Washington	W, 30-27
79,088	10/8/12	N.Y. Jets	W, 23-17
78,843	11/21/10	N.Y. Jets	L, 30-27
78,485	11/5/06	N.Y. Giants	L, 14-10
77,875	12/5/04	N.Y. Jets	L, 29-7
77,433	9/26/04	Kansas City	W, 24-21
76,596	11/26/06	N.Y. Jets	L, 26-11
76,566	9/23/12	Denver	W, 31-25
74,292	11/7/04	Denver	L, 31-13
73,691	12/26/10	Denver	L, 24-23

OVERALL AWAY ATTENDANCE (Regular season only)

Year	Games	Total	Average
2002	8	502,400	62,800
2003	8	497,942	62,242
2004	8	544,857	68,107
2005	8	532,541	66,568
2006	8	524,974	65,622
2007	8	515,869	64,483
2008	8	512,254	64,032
2009	8	484,976	60,622
2010	8	539,982	67,498
2011	8	425,729	53,216
2012	8	540,654	67,582



ALL-TIME SERIES TOTALS

TEXANS vs. THE NFL

Team	W	L	T	Pct.
Regular Season	77	99	0	.393
Home games	45	43	0	.511
Road games	32	56	0	.364
vs. AFC	57	75	0	.422
vs. NFC	20	24	0	.455
vs. AFC South	25	41	0	.379
vs. AFC East	12	11	0	.522
vs. AFC North	10	13	0	.435
vs. AFC West	10	10	0	.500
vs. NFC East	3	9	0	.250
vs. NFC North	6	6	0	.500
vs. NFC South	7	5	0	.583
vs. NFC West	4	4	0	.500
September	15	21	0	.417
October	21	21	0	.500
November	18	26	0	.409
December	21	28	0	.429
January	2	3	0	.400
Sunday	73	92	0	.442
Monday	2	4	0	.333
Thursday	2	2	0	.500
Saturday	0	1	0	.000
Postseason	2	2	0	.500
Overall	79	101	0	.439

TEXANS vs. THE AFC

Team	W	L	T	Pct.
vs. AFC South	25	41	0	.379
Indianapolis	4	18	0	.182
Jacksonville	13	9	0	.591
Tennessee	8	14	0	.364
vs. AFC East	12	11	0	.522
Buffalo	3	3	0	.500
Miami	7	0	0	1.000
New England	1	3	0	.250
N.Y. Jets	1	5	0	.167
vs. AFC North	10	13	0	.435
Baltimore	1	5	0	.167
Cincinnati	3	3	0	.500
Cleveland	4	3	0	.571
Pittsburgh	2	2	0	.500
vs. AFC West	10	10	0	.500
Denver	2	2	0	.500
Kansas City	3	2	0	.600
Oakland	5	2	0	.714
San Diego	0	4	0	.000

TEXANS vs. THE NFC

Team	W	L	T	Pct.
vs. NFC East	3	9	0	.250
Dallas	1	2	0	.333
N.Y. Giants	1	2	0	.333
Philadelphia	0	3	0	.000
Washington	1	2	0	.333
vs. NFC North	6	6	0	.500
Chicago	3	0	0	1.000
Detroit	2	1	0	.667
Green Bay	1	2	0	.333
Minnesota	0	3	0	.000
vs. NFC South	7	5	0	.583
Atlanta	2	1	0	.667
Carolina	2	1	0	.667
New Orleans	1	2	0	.333
Tampa Bay	2	1	0	.667
vs. NFC West	4	4	0	.500
Arizona	1	1	0	.500
St. Louis	1	1	0	.500
San Francisco	1	1	0	.500
Seattle	1	1	0	.500

ALL-TIME SERIES RESULTS

ARIZONA CARDINALS

Overall: 1-1	Home: 1-0	Road: 0-1
Texans	Cardinals	Att.
12/18/05 H	30	19 W 70,024
10/11/09 A	21	28 L 61,819
	51	47

ATLANTA FALCONS

Overall: 2-0	Home: 2-0	Road: 0-1
Texans	Falcons	Att.
11/30/03 H	17	13 W 70,388
9/30/07 A	16	26 L 69,312
12/4/11 H	17	10 W 71,545
	50	49

BALTIMORE RAVENS

Overall: 1-6	Home: 1-3	Road: 0-3
Texans	Ravens	Att.
12/15/02 H	19	23 L 70,018
12/4/05 A	15	16 L 69,909
11/9/08 H	13	41 L 70,552
12/13/10 A	28	34 L, OT 71,413
10/16/11 A	14	29 L 71,154
*1/15/12 A	13	20 L 71,547
10/21/12 H	43	13 W 71,708
	145	176

BUFFALO BILLS

Overall: 3-3	Home: 1-2	Road: 2-1
Texans	Bills	Att.
10/13/02 H	24	31 L 70,120
11/16/03 A	12	10 W 72,677
9/11/05 A	7	22 L 71,781
11/19/06 H	21	24 L 70,125
11/1/09 A	31	10 W 69,790
11/4/12 H	21	9 W 71,698
	116	106

CAROLINA PANTHERS

Overall: 2-1	Home: 1-1	Road: 1-0
Texans	Panthers	Att.
11/2/03 H	14	10 W 70,052
9/16/07 A	34	21 W 73,665
12/18/11 H	13	28 L 71,540
	61	59

CHICAGO BEARS

Overall: 3-0	Home: 1-0	Road: 2-0
Texans	Bears	Att.
12/19/04 A	24	5 W 62,122
12/28/08 H	31	24 W 70,838
11/11/12 A	13	6 W 62,410
	68	35

CINCINNATI BENGALS

Overall: 5-3	Home: 3-1	Road: 2-2
Texans	Bengals	Att.
11/3/02 H	3	38 L 69,827
11/9/03 A	27	34 L 50,437
10/2/05 A	10	16 L 65,714
10/26/08 H	35	6 W 70,112
10/18/09 A	28	17 W 64,019
12/11/11 A	20	19 W 41,202
*1/7/12 H	31	10 W 71,725
*1/5/13 H	19	13 W 71,738
	173	153

CLEVELAND BROWNS

Overall: 4-3	Home: 3-1	Road: 1-2
Texans	Browns	Att.
10/20/02 A	17	34 L 73,248
1/2/05 H	14	22 L 70,724
10/30/05 H	19	16 W 70,064
12/31/06 H	14	6 W 70,797
11/25/07 A	17	27 L 72,730
11/23/08 A	16	6 W 72,077
11/6/11 H	30	12 W 71,511
	127	123

DALLAS COWBOYS

Overall: 1-2	Home: 1-0	Road: 0-1
Texans	Cowboys	Att.
9/8/02 H	19	10 W 69,604
10/15/06 A	6	34 L 63,186
9/26/10 H	13	27 L 71,456
	38	71

DENVER BRONCOS

Overall: 2-2	Home: 1-0	Road: 1-2
Texans	Broncos	Att.
11/7/04 A	13	31 L 74,292
12/13/07 H	31	13 W 70,747
12/26/10 A	23	24 L 73,691
9/23/12 A	31	25 W 76,566
	98	93

DETROIT LIONS

Overall: 2-1	Home: 1-0	Road: 1-1
Texans	Lions	Att.
9/19/04 A	16	28 L 61,465
10/19/08 H	28	21 W 70,081
11/22/12 A	34	31 W, OT 64,827
	78	80

GREEN BAY PACKERS

Overall: 1-2	Home: 0-2	Road: 1-0
Texans	Packers	Att.
11/21/04 H	13	16 L 70,769
12/7/08 A	24	21 W 70,245
10/14/12 H	24	42 L 71,702
	61	79

* - Playoff game



ALL-TIME SERIES RESULTS

INDIANAPOLIS COLTS

Overall:	4-18	Home:	4-7	Road:	0-11	
	Texans	Colts	Att.			
9/22/02	H	3	23	L	69,204	
12/1/02	A	3	19	L	56,820	
10/26/03	A	21	30	L	56,132	
12/28/03	H	17	20	L	70,680	
11/14/04	A	14	49	L	56,511	
12/12/04	H	14	23	L	70,762	
10/23/05	H	20	38	L	70,621	
11/13/05	A	17	31	L	57,209	
9/17/06	A	24	43	L	56,614	
12/24/06	H	27	24	W	70,132	
9/23/07	H	24	30	L	70,765	
12/23/07	A	15	38	L	57,262	
10/5/08	H	27	31	L	70,118	
11/16/08	A	27	33	L	66,201	
11/8/09	A	17	20	L	66,033	
11/29/09	H	27	35	L	70,990	
9/12/10	A	34	24	W	70,974	
11/1/10	A	13	30	L	66,363	
9/11/11	H	34	7	W	71,444	
12/22/11	A	16	19	L	64,159	
12/16/12	H	29	17	W	71,702	
12/30/12	A	16	28	L	66,957	
		437	616			

JACKSONVILLE JAGUARS

Overall:	13-9	Home:	8-3	Road:	5-6	
	Texans	Jaguars	Att.			
10/27/02	A	21	19	W	53,721	
11/17/02	H	21	24	L	69,711	
9/28/03	H	24	20	W	70,041	
12/7/03	A	0	27	L	43,363	
10/31/04	H	20	6	W	70,502	
12/26/04	A	21	0	W	66,227	
11/6/05	A	14	21	L	64,613	
12/24/05	H	20	38	L	70,025	
10/22/06	H	27	7	W	70,035	
11/12/06	A	13	10	W	65,918	
10/14/07	A	17	37	L	63,715	
12/30/07	H	42	28	W	70,660	
9/28/08	A	27	30	L, OT	64,061	
12/1/08	H	30	17	W	70,809	
9/27/09	H	24	31	L	70,083	
12/6/09	A	18	23	L	42,079	
11/14/10	A	24	31	L	62,340	
1/2/11	H	34	17	W	71,023	
10/30/11	H	24	14	W	71,412	
11/27/11	A	20	13	W	62,004	
9/16/12	A	27	7	W	62,907	
11/18/12	H	43	37	W, OT	71,676	
		511	457			

KANSAS CITY CHIEFS

Overall:	3-2	Home:	2-2	Road:	1-0	
	Texans	Chiefs	Att.			
9/21/03	H	14	42	L	70,487	
9/26/04	A	24	21	W	77,433	
11/20/05	H	17	45	L	70,481	
9/9/07	H	20	3	W	70,080	
10/17/10	H	35	31	W	70,926	
		110	142			

MIAMI DOLPHINS

Overall:	7-0	Home:	4-0	Road:	3-0	
	Texans	Dolphins	Att.			
9/7/03	A	21	20	W	73,010	
10/1/06	H	17	15	W	70,071	
10/7/07	H	22	19	W	70,156	
10/12/08	H	29	28	W	70,023	
12/27/09	A	27	20	W	65,847	
9/18/11	A	23	13	W	51,032	
9/9/12	H	30	10	W	71,566	
		169	125			

MINNESOTA VIKINGS

Overall:	0-3	Home:	0-2	Road:	0-1	
	Texans	Vikings	Att.			
10/10/04	H	28	34	LOT	70,718	
11/2/08	A	21	28	L	62,839	
12/23/12	H	6	23	L	71,688	
		55	85			

NEW ENGLAND PATRIOTS

Overall:	1-4	Home:	1-1	Road:	0-3	
	Texans	Patriots	Att.			
11/23/03	H	20	23	LOT	70,719	
12/17/06	A	7	40	L	68,756	
1/3/10	H	34	27	W	71,029	
12/10/12	A	14	42	L	68,756	
*11/13/13	A	28	41	L	68,756	
		103	173			

NEW ORLEANS SAINTS

Overall:	1-2	Home:	1-0	Road:	0-2	
	Texans	Saints	Att.			
9/14/03	A	10	31	L	68,390	
11/18/07	H	23	10	W	70,780	
9/25/11	A	33	40	L	73,002	
		66	81			

NEW YORK GIANTS

Overall:	1-2	Home:	1-1	Road:	0-1	
	Texans	Giants	Att.			
11/24/02	H	16	14	W	70,054	
11/5/06	A	10	14	L	78,485	
10/10/10	H	10	34	L	71,110	
		36	62			

NEW YORK JETS

Overall:	1-5	Home:	0-2	Road:	1-3	
	Texans	Jets	Att.			
10/19/03	H	14	19	L	70,623	
12/5/04	A	7	29	L	77,875	
11/26/06	A	11	26	L	76,596	
9/13/09	H	7	24	L	70,118	
11/21/10	A	27	30	L	78,843	
10/8/12	A	23	17	W	79,088	
		89	145			

OAKLAND RAIDERS

Overall:	5-2	Home:	2-2	Road:	3-0	
	Texans	Raiders	Att.			
10/3/04	H	30	17	W	70,741	
12/3/06	A	23	14	W	46,276	
11/4/07	A	24	17	W	49,603	
12/21/08	H	16	27	L	43,687	
10/4/09	H	29	6	W	70,291	
10/3/10	A	31	24	W	32,218	
10/9/11	H	20	25	L	71,420	
		173	130			

PHILADELPHIA EAGLES

Overall:	0-3	Home:	0-1	Road:	0-2	
	Texans	Eagles	Att.			
9/29/02	A	17	35	L	64,867	
9/10/06	H	10	24	L	70,180	
12/2/10	A	24	34	L	69,144	
		153	105			

PITTSBURGH STEELERS

Overall:	2-2	Home:	1-1	Road:	1-1	
	Texans	Steelers	Att.			
12/8/02	A	24	6	W	58,551	
9/18/05	H	7	27	L	70,742	
9/7/08	A	17	38	L	64,001	
10/2/11	H	17	10	W	71,585	
		65	81			

* - Playoff game

ST. LOUIS RAMS

Overall:	1-1	Home:	0-1	Road:	1-0	
	Texans	Rams	Att.			
11/27/05	H	27	33	LOT	70,010	
12/20/09	A	16	13	W	46,256	
		43	46			

SAN DIEGO CHARGERS

Overall:	0-4	Home:	0-2	Road:	0-2	
	Texans	Chargers	Att.			
9/15/02	A	3	24	L	56,098	
9/12/04	H	20	27	L	70,255	
10/28/07	A	10	35	L	60,439	
11/7/10	H	23	29	L	70,886	
		56	115			

SAN FRANCISCO 49ERS

Overall:	1-1	Home:	1-0	Road:	0-1	
	Texans	49ers	Att.			
1/1/06	A	17	20	LOT	67,970	
10/25/09	H	24	21	W	70,820	
		41	41			

SEATTLE SEAHAWKS

Overall:	1-1	Home:	1-0	Road:	0-1	
	Texans	Seahawks	Att.			
10/16/05	A	10	42	L	66,196	
12/13/09	H	34	7	W	70,380	
		44	49			

TAMPA BAY BUCCANEERS

Overall:	2-1	Home:	1-0	Road:	1-1	
	Texans	Buccaneers	Att.			
12/14/03	A	3	16	L	65,124	
12/9/07	H	28	14	W	70,237	
11/13/11	A	37	9	W	56,037	
		68	39			

TENNESSEE TITANS

Overall:	8-14	Home:	4-7	Road:	4-7	
	Texans	Titans	Att.			
11/10/02	A	10	17	L	68,804	
12/29/02	H	3	13	L	70,694	
10/12/03	A	17	38	L	68,809	
12/21/03	H	24	27	L	70,758	
10/17/04	A	20	10	W	68,932	
11/28/04	H	31	21	W	70,721	
10/9/05	H	20	34	L	70,430	
12/11/05	A	10	13	L	69,149	
10/29/06	A	22	28	L	69,143	
12/10/06	H	20	26	LOT	70,760	
10/21/07	H	16	38	L	70,734	
12/2/07	A	20	28	L	69,143	
9/21/08	A	12	31	L	69,143	
12/14/08	H	13	12	W	70,831	
9/20/09	A	34	31	W	69,143	
11/23/09	H	17	20	L	71,153	
11/28/10	H	20	0	W	70,855	
12/19/10	A	17	31	L	69,143	
10/23/11	A	41	7	W	69,143	
1/1/12	H	22	23	L	71,512	
9/30/12	H	38	14	W	71,581	
12/2/12	A	24	10	W	69,143	
		471	472			

WASHINGTON REDSKINS

Overall:	1-2	Home:	0-1	Road:	1-1	
	Texans	Redskins	Att.			
12/22/02	A	10	26	L	70,291	
9/24/06	H	15	31	L	70,069	
9/19/10	A	30	27	W OT	88,240	
		55	84			



ALL-TIME PRESEASON RESULTS

2002 (1-4)

Date	Opponent	Attendance	Score
8/5/02	N.Y. Giants*	22,461	L 34-17
8/10/02	at New Orleans	67,356	W 13-10
8/17/02	at Kansas City	73,506	L 19-9
8/24/02	Miami	69,432	L 24-3
8/30/02	Tampa Bay	68,371	L 17-13

*Canton, Ohio (Pro Football Hall of Fame Game)

2003 (0-4)

Date	Opponent	Attendance	Result
8/9/03	Denver	70,021	L 20-12
8/15/03	at Dallas	60,058	L 34-6
8/23/03	San Diego	70,007	L 19-17
8/28/03	at Tampa Bay	64,808	L 34-3

2004 (1-3)

Date	Opponent	Attendance	Result
8/14/04	Dallas	70,431	W 18-0
8/21/04	at Pittsburgh	56,028	L 38-3
8/27/04	at Denver	71,256	L 31-17
9/2/04	Tampa Bay	70,024	L 17-9

2005 (1-3)

Date	Opponent	Attendance	Result
8/13/05	Denver	70,016	L 20-14
8/20/05	Oakland	70,116	W 19-17
8/27/05	at Dallas	54,288	L 21-9
9/1/05	at Tampa Bay	63,591	L 38-14

2006 (3-1)

Date	Opponent	Attendance	Result
8/12/06	Kansas City	70,016	W 24-14
8/19/06	at St. Louis	65,391	W 27-20
8/27/06	at Denver	73,689	L 17-14
8/31/06	Tampa Bay	70,037	W 16-13

2007 (2-2)

Date	Opponent	Attendance	Result
8/11/07	Chicago	70,060	L 20-19
8/18/07	at Arizona	64,405	W 33-20
8/25/07	Dallas	70,512	W 28-16
8/30/07	at Tampa Bay	64,321	L 31-24

2008 (2-2)

Date	Opponent	Attendance	Result
8/9/08	Denver	70,020	W 16-10
8/16/08	at New Orleans	70,009	W 31-27
8/22/08	at Dallas	60,795	L 23-22
8/28/08	Tampa Bay	70,011	L 16-6

2009 (2-2)

Date	Opponent	Attendance	Result
8/15/09	at Kansas City	64,781	W 16-10
8/22/09	New Orleans	70,107	L 38-14
8/31/09	Minnesota	70,191	L 17-10
9/4/09	at Tampa Bay	63,831	W 27-20

2010 (1-3)

Date	Opponent	Attendance	Result
8/14/10	at Arizona	61,489	L 19-16
8/21/10	at New Orleans	70,025	L 38-20
8/28/10	Dallas	70,725	W 23-7
9/2/10	Tampa Bay	70,035	L 24-17

2011 (3-1)

Date	Opponent	Attendance	Result
8/15/11	N.Y. Jets	70,025	W 20-16
8/20/11	New Orleans	70,828	W 27-14
8/27/11	at San Francisco	69,732	W 30-7
9/1/11	at Minnesota	62,148	L 28-0

2012 (3-1)

Date	Opponent	Attendance	Result
8/11/12	at Carolina	69,002	W 26-13
8/18/12	San Francisco	71,196	W 20-9
8/25/12	at New Orleans	72,082	L 34-27
8/30/12	Minnesota	71,116	W 28-24

ALL-TIME PRESEASON RECORDS

TEAM RECORDS

POINTS SCORED, GAME

Points	Date	Opponent	Attendance	W/L	Result
33	8/18/07	at Arizona	64,405	W	33-20
31	8/16/08	at New Orleans	70,009	W	31-27
30	8/27/11	at San Francisco	69,732	W	30-7
28	8/30/12	Minnesota	71,116	W	28-24
28	8/25/07	Dallas	70,512	W	28-16

POINTS ALLOWED, GAME

Points	Date	Opponent	Attendance	W/L	Result
38	8/21/04	at Pittsburgh	56,028	L	38-3
38	9/1/05	at Tampa Bay	63,591	L	38-14
38	8/22/09	New Orleans	70,107	L	38-14
38	8/21/10	at New Orleans	70,025	L	38-20
34	8/25/12	at New Orleans	72,082	L	34-27
34	8/5/02	N.Y. Giants*	22,461	L	34-17
34	8/28/03	at Tampa Bay	64,808	L	34-3

MOST RUSHING YARDS, GAME

Yards	Att.	TD	Opponent	Date
208	34	2	New Orleans	8/20/11
187	32	1	Denver	8/27/04
174	39	1	Carolina	8/11/12
173	36	1	Dallas	8/28/10
173	41	3	Kansas City	8/12/06

MOST NET PASSING YARDS, GAME

Yards	Comp.	Att.	TD	Opponent	Date
316	28	53	2	Tampa Bay	9/2/10
289	21	25	2	New Orleans	8/16/08
265	29	42	2	N.Y. Giants	8/5/02
258	25	39	1	Arizona	8/14/10
257	20	29	1	New Orleans	8/21/10

MOST TOTAL YARDS, GAME

Total	Rush	Pass	Opponent	Date
436	208	228	New Orleans	8/20/11
417	101	316	Tampa Bay	9/2/10
417	172	245	at San Francisco	8/27/11
405	116	289	New Orleans	8/16/08
391	143	248	Arizona	8/18/07

INDIVIDUAL

MOST RUSHING YARDS, GAME

Yards	Att.	TD	Player	Opponent	Date
114	13	2	J. Forsett	Minnesota	8/30/12
110	8	1	A. Foster	Dallas	8/28/10
95	9	1	B. Tate	New Orleans	8/20/11
92	11	2	V. Morency	St. Louis	8/19/06
90	19	0	V. Morency	Oakland	8/20/05

MOST PASSING YARDS, GAME

Yards	Att.	Comp.	TD	Player	Opponent	Date
205	15	22	2	D. Carr	San Diego	8/23/03
197	9	16	2	R. Grossman	Tampa Bay	9/4/09
194	18	15	1	M. Schaub	New Orleans	8/25/12
187	14	16	2	M. Schaub	New Orleans	8/16/08
183	18	29	1	M. Schaub	Dallas	8/28/10

MOST RECEIVING YARDS, GAME

Yards	Rec.	TD	Player	Opponent	Date
148	3	1	J. Jones	Tampa Bay	9/4/09
100	4	0	A. Johnson	New Orleans	8/20/11
100	6	1	K. Walter	New Orleans	8/16/08
97	4	0	G. Graham	New Orleans	8/25/12
93	2	1	D. Posey	Minnesota	8/30/12

*Hall of Fame Game, Canton, Ohio



ALL-TIME ALPHABETIC ROSTER

*** DENOTES DRAFT PICK**

A	47	Abbate, Jon, LB, Wake Forest, 2007	50	Clemons, Charlie, LB, Georgia, 2003	H	72	Hall, Barry, T, Middle Tennessee St., 2002
	52	*Adibi, Xavier, LB, Virginia Tech, 2008-10	60/96	Clutts, Tyler, FB, Fresno State, 2012		81	Harris, Atrna, WR, CS-Northridge, 2002
	59	Acholoun, D.D., LB, Washington St., 2004	95	Cody, Shaun, DT/NT, USC, 2009-12		26	*Harris, Brandon, CB, Miami (Fla.), 2011-12
	54	Alexander, Mister, ILB, Florida St., 2011-12	42	Coleman, Marcus, CB, Texas Tech, 2002-05		82	Harris, Clark, TE, Rutgers, 2008
	22	Alexander, Roc, CB, Washington, 2006-07	53	Coley, Kevins, LB, Southern Mississippi, 2008		91	Harris, Ra'Shon, NT, Oregon, 2012
	20	Allen, James, RB, Oklahoma, 2002	45	Collins, Cameron, LB, Oregon State, 2012		68	Harris, Ryan, T, Notre Dame, 2012
	30	Allen, Jason, CB, Tennessee, 2010-11	43	Comella, Greg, FB, Stanford, 2003		31	*Harrison, Brandon, S, Stanford, 2007-08
	50	*Anderson, Charlie, LB, Mississippi, 2004-07	40	Cook, Jameel, FB, Illinois, 2006-07		2	Hartmann, Brett, P, Central Michigan, 2011
	14/89	*Anderson, David, WR, Colorado St., 2006-11	93	Cox, Curume, S, Maryland, 2002		34	Hebert, Kyries, FS, La.-Lafayette, 2002
	27	Anderson, Jason, RB, South Dakota, 2004-05	56	*Crick, Jared, DE, Nebraska, 2012		75	Henry, Chris, RB, Arizona, 2009
B	96	Anderson, Mark, DE, Alabama, 2010		*Cushing, Brian, LB/ILB, USC, 2009-12	I	87	Hemdon, Jimmy, T, Houston, 2002-03
	88	Armstrong, Derick, WR, Arkansas-Monticello, 2003-05	D			94	*Hill, Anthony, TE, North Carolina St., 2009-10
	61	Austin, Thomas, C, Clemson, 2011		75		94	*Hill, Charles, DT, Maryland, 2002
	93	*Babin, Jason, LB, Western Michigan, 2004-06		40		63/55/57	*Hodgdon, Drew, C, Arizona St., 2005-07
	22	Ball, Alan, CB, Illinois, 2012		11		16	*Holliday, Trindon, WR, LSU, 2010-12
	12	Banks, Tony, QB, Michigan St., 2002-05		37		25	*Hollings, Tony, RB, Georgia Tech, 2003-05
	34	*Barber, Dominique, FS, Minnesota, 2008-11		90		89	Holloway, Jabari, TE, Notre Dame, 2002-03
	51	Barber, Shawn, LB, Richmond, 2007		87		29	Horton, Jason, CB, North Carolina A&T, 2007
	67	Barry, Kevin, T, Arizona, 2007		36		72	Hunter, David, DE, Houston, 2012
	98	*Barwin, Connor, DE/OLB, Cincinnati, 2009-12		95		34	Hutchins, Von, CB, Mississippi, 2006-07
	47	*Baxter, Jarrod, FB, New Mexico, 2002-04	E	39/27			
C	12	Beck, John, QB, BYU, 2012		47	J	87	Innsley, Trevor, WR, Nevada-Reno, 2002
	68	Bedell, Brad, T, Colorado, 2006		52		94	Ioane, Junior, DT, Arizona State, 2003-05
	33	Bell, Jason, CB, UCLA, 2002-05		28			
	57	Bell, Marcus, LB, Arizona, 2004		19		25	*Jackson, Kareem, CB, Alabama, 2010-12
	32	*Bennett, Fred, CB, South Carolina, 2007-09		54		62	Jackson, Scott, T, BYU, 2006-08
	57	Bentley, Kevin, LB, Northwestern, 2008-10		52		53	James, Bradie, LB, LSU, 2012
	50	Bing, Daniel, LB, USC, 2010		66		96/99	Jamison, Tim, DE, Michigan, 2009-12
	88	Black, Avion, WR, Tennessee St., 2002		85		18	Jean, Lestar, WR, Florida Atlantic, 2011-12
	71	Black, Jordan, T, Notre Dame, 2007		26		84	Jenkins, Darnell, WR, Miami, 2008
	90	Blade, Willie, DE, Mississippi St., 2002	F	54		80	*Johnson, Andre, WR, Miami, 2003-12
D	28	Boulware, Michael, S, Florida St., 2007		33	K	89	Johnson, Bryant, WR, Penn State, 2011
	71	Boselli, Tony, T, USC, 2002		35		25	Johnson, Derrick, CB, Washington, 2006
	7	Boyd, Shane, QB, Kentucky, 2007		54		96	Johnson, Thomas, DT, Middle Tenn. State, 2006
	85	Bradford, Corey, WR, Jackson St., 2002-05				75/99	*Johnson, Travis, DT, Florida St., 2005-08
	50	Braman, Bryan, OLB, West Texas A&M, 2011-12		38		60	*Jones, Ben, C, Georgia, 2012
	65	Brisiel, Mike, G, Colorado State, 2007-11		25		5	Jones, Donnie, P, LSU, 2012
	79	*Brooks, Brandon, G, Miami (Oh) 2012		58		18	Jones, Dwayne, WR, Richmond, 2002
	24	*Brown, C.C., SS, Louisiana-Lafayette, 2005-08		28		73	Jones, Garrick, T, Arkansas St., 2003-04
	22	Brown, Chris, RB, Colorado, 2008-09		93		12	*Jones, Jacoby, WR, Lane College, 2007-11
	76	*Brown, Duane, T, Virginia Tech, 2008-12	G	58		83	*Joppru, Bennie, TE, Michigan, 2003-05
E	24	Brown, Eric, SS, Mississippi St., 2002-04		56	L	25	Joseph, Johnathan, CB, South Carolina, 2011-12
	3	Brown, Kris, K, Nebraska, 2002-09		28			
	67	*Brown, Milford, G, Florida St., 2002-05		23/27/37		94	Kalu, N.D., DE Rice, 2006-08
	87	Bruener, Mark, TE, Washington, 2004-08		45		60	Keathley, Michael, G, TCU, 2003
	31	Buchanan, Phillip, CB, Miami (Fla.), 2005-06		76		53	Keglar, Stanford, LB, Purdue, 2010
	79	Bulman, Tim, DT, Boston College, 2006-11		8		88	Kent, Rashod, TE, Rutgers, 2003
	22	*Burns, James, FS, Louisville, 2003		7		31	*Kee, Shilo, S, Idaho, 2011-12
	40	Busing, John, FS, Miami (OH), 2009		66		53	Kershaw, William, LB, 2007
	78	Butler, Rashad, T, Miami, 2007-12		35		78	Killings, Cedric, DT, Carson-Newman, 2006-07
	4	*Bullock, Randy, K, Texas A&M, 2012		31			
F	62	*Caldwell, Antoine, C/G, Alabama, 2009-12	H	70	M	58	Lamar, Jason, LB, Toledo, 2002
	36	*Carmichael, Roc, CB, Virginia Tech, 2011-12		41		44	Leach, Vonta, FB, East Carolina, 2006-10
	8	*Carr, David, QB, Fresno St., 2002-06		70		9/11	Leinart, Matt, QB, USC, 2010-11
	59	Carroll, Travis, LB, Florida, 2003		17		97	Lewis, Damione, DT, Miami, 2010
	36	Carter, Chris, FS, Texas, 2002		88		86	Lewis, Derrick, WR, San Diego State, 2006
	86	*Casey, James, TE/FB, Rice, 2009-12		30		84	Lewis, Jermaine, WR, Maryland, 2002
	59	Chamberlin, Frank, LB, Boston College, 2005		90		20	*Lord, Jammal, FS, Nebraska, 2004-05
	55	Clark, Danny, LB, Illinois, 2007		58		62	Lorenti, Chris, C, Central Florida, 2002-03
	1	Clemens, Kellen, QB, Oregon, 2011		56		33	*Lundy, Wali, RB, Virginia, 2006
				43		64	Lynch, Ben, C, California, 2003



ALL-TIME ALPHABETIC ROSTER

15 Maehl, Jeff, WR, Oregon, 2011
 97 Malone, Alfred, DE, Troy, 2005-06
 38 Manning, Danieal, S, Abilene Christian, 2011-12
 57 Manning, Roy, LB, Michigan, 2006
 82 *Martin, Keshawn, WR, Michigan State, 2012
 99 Martin, Steve, DT, Missouri, 2003
 90 Martin, Terrance, DT, North Carolina St., 2003
 17 Martinez, Glenn, WR, Saginaw Valley, St., 2009
 82 Mason, Derrick, WR, Michigan State, 2011
 13 *Mathis, Jerome, WR, Hampton, 2005-07
 21/41 *McCain, Brice, CB, Utah, 2009-12
 51 McClain, Jimmy, LB, Troy, 2002-03
 97 McClain, Terrell, NT, South Florida, 2012
 95 McClover, Stanley, DE, Auburn, 2008
 29 McCree, Marlon, FS, Kentucky, 2003-04
 40 McDermott, Sean, TE/LS, Kansas, 2002
 22 *McManis, Sherrick, CB, Northwestern, 2010-11
 28 McKenzie, Chris, CB, Arizona St., 2005-06
 76 McKinney, Steve, C, Texas A&M, 2002-07
 59 *Merclius, Whitney, LB, Illinois, 2012
 82 Miller, Billy, TE, USC, 2002-04
 92 *Mitchell, Earl, DT, Arizona, 2010-12
 59 Mitchell, Keith, LB, Texas A&M, 2002
 21 Moats, Ryan, RB, Louisiana Tech, 2008-09
 28 *Molden, Antwaun, CB, Eastern Kentucky, 2008-10
 57 Monk, Quincy, LB, North Carolina, 2004
 34 *Morency, Vernard, RB, Oklahoma St., 2005-06
 11 Morgan, Donovan, WR, La-Lafayette, 2005
 77 Morris, Darius, G, Temple, 2011
 84 Moses, J.J., WR, Iowa State, 2003-04
 84 Moulds, Eric, WR, Mississippi State, 2006
 83 Murphy, Frank, WR, Kansas St., 2002
 81 Murphy, Matt, TE, Maryland, 2003-05
 55 Myers, Chris, C, Miami, 2008-12

N

57/72 Nading, Jesse, DE, Colorado St., 2008-12
 16 Nail, Craig, QB, Northwestern St. (La.), 2008
 64 Newell, Mike, C, Colorado St., 2002
 75 *Newton, Derek, T, Arkansas State, 2011-12
 53 Nixon, David, LB, BYU, 2010
 33 *Nolan, Troy, FS, Arizona State, 2009-12
 44 Norris, Moran, FB, Kansas, 2002-05

O

27 Ogbonnaya, Chris, RB, Texas, 2011
 99 Ogunleye, Adewale, DE, Indiana, 2010
 97 *Okam, Frank, DT, Texas, 2008-10
 91 *Okoye, Amobi, DT, Louisville, 2007-10
 7 Orlowsky, Dan, QB, Connecticut, 2009-10
 53 Orr, Shantee, LB, Michigan, 2003-06
 79 Overhauser, Chad, G, UCLA, 2002
 57 *Ozugwu, Cheta, OLB, Rice, 2011

P

38 Parson, Mark, CB, Ohio, 2009
 91 Payne, Seth, DT, Cornell, 2002-06
 71 Pearson, Mike, T, Florida, 2006
 98 *Peek, Antwan, LB, Cincinnati, 2003-06
 55 Pettway, Kenneth, LB, Grambling St., 2005
 48 Pittman, Bryan, LS, Washington, 2003-08, 2009
 42 Pittman, David, CB, Northwestern St. (La.), 2008
 69 *Pitts, Chester, G/T, San Diego St., 2002-09
 35 Pleasant, Eddie, S, Oregon, 2012
 51 Polk, DaShon, LB, Arizona, 2004-05

31 Pollard, Bernard, SS, Purdue, 2009-10
 5 Porter, Quinton, QB, Boston College, 2006
 98 Posey, Jeff, LB, So. Mississippi, 2002
 11 *Posey, DeVier, WR, Ohio State, 2012
 88 Putzier, Jeb, TE, Boise State, 2007

Q

29 *Quin, Glover, CB/S, New Mexico, 2009-12
 11 Quinn, Mike, QB, Stephen F. Austin, 2002-03

R

4 Rackers, Neil, K, Illinois, 2010-11
 15/4 *Ragone, Dave, QB, Louisville, 2003-05
 68 Randall, Greg, T, Michigan State, 2003
 58 *Reed, Brooks, OLB, Arizona, 2011-12
 35 Reeves, Jacques, CB, Purdue, 2008-09
 70 Reyes, Tutan, G, Mississippi, 2009
 27 Richardson, Matteredal, CB, Arkansas, 2008
 68 Riley, Victor, T, Auburn, 2005
 84 Rivers, Marcellus, TE, Oklahoma St., 2005
 66 Robinson, Deljuan, DT, Mississippi State, 2008-09
 23 *Robinson, Dunta, CB, South Carolina, 2004-09
 18 Rosenfels, Sage, QB, Iowa State, 2006-08
 30 Routt, Stanford, CB, Houston, 2012
 42 Russell, Brian, FS, San Diego State, 2009
 83 Rutledge, Rod, TE, Alabama, 2002
 97/54 Ruud, Barrett, ILB, Nebraska, 2012
 59 *Ryans, DeMeco, LB, Alabama, 2006-11

S

66/74 Salaam, Ephraim, T, San Diego State, 2006-10
 21 Sanders, Lewis, CB, Maryland, 2005-06
 37 Sapp, Cecil, RB, Colorado State, 2008
 65 Schau, Ryan, G, Illinois, 2002
 8 Schaub, Matt, QB, Virginia, 2007-12
 29 Scott, Guss, S, Florida, 2006
 92 Sears, Corey, DE, Mississippi St., 2002-04
 55 Sharper, Jamie, LB, Virginia, 2002-04
 51 *Sharpton, Darryl, LB, Miami (Fla.), 2010-12
 19 Shepherd, Edell, WR, San Jose State, 2006
 67 Sheppard, Malcolm, DT, Arkansas, 2010
 30/22 Simmons, Jason, CB/S, Arizona St., 2002-07
 20 *Slaton, Steve, RB, West Virginia, 2008-11
 79 Slechta, Jeremy, DT, Nebraska, 2003
 94 Smith, Antonio, DE, Oklahoma St., 2009-12
 99 Smith, Robaire, DE, Michigan St., 2004-05
 71 *Smith, Shelley, G, Colorado State, 2010-11
 74 Smith, Wade, G, Memphis, 2010-12
 68 Spears, Marcus, T, Northwestern St., 2004
 77 *Spencer, Charles, T, Pittsburgh, 2006-07
 78 Spikes, Cameron, G/T, Texas A&M, 2002
 40 Stansbury, Ed, FB, UCLA, 2002
 7 Stanley, Chad, P, Stephen F. Austin, 2002-06
 17 Starling, Kendrick, WR, San Jose St., 2004
 26 Stevens, Matt, FS, Appalachian St., 2002-03
 68 Stevenson, Dan, G, Notre Dame, 2008
 42 Stone, Michael, FS, Memphis, 2006
 84 Stross, Trey, WR, Iowa, 2010
 64 *Studdard, Kasey, G, Texas, 2007-11
 2 *Symons, B.J., QB, Texas Tech, 2004

T

43/44 Tate, Ben, RB, Auburn, 2010-12
 27 Taylor, Chris, RB, Indiana, 2006-07
 77 Thomas, Carlos, T, Florida St., 2002
 51 Thompson, Chaun, LB, West Texas A&M, 2008-09
 28 Tillman, Travares, FS, Georgia Tech, 2003
 82 Toliver, Terrence, WR, LSU, 2011
 1 Turk, Matt, P, Wisconsin-Whitewater, 2007-11

Y

10 Van Pelt, Bradlee, QB, Colorado St., 2006
 21 Vaughn, Darrick, CB, S.W. Texas St., 2003
 47 Vickers, Lawrence, FB, Colorado, 2011

W

71 Wade, Todd, T, Mississippi, 2004-05
 37 Walker, Darius, RB, Notre Dame, 2007
 96 Walker, Gary, DE, Auburn, 2002-05
 40 Walker, John, FS, USC, 2006
 41/22 *Walker, Ramon, SS, Pittsburgh, 2002-05
 30 Wall, Jamar, CB, Texas Tech, 2010
 85/83 Walter, Kevin, WR, Eastern Michigan, 2006-12
 74 Walter, Tyson, G, Ohio State, 2005
 78 *Ward, Seth, T, N.W. Missouri St., 2003-05
 32 Ward, Derrick, RB, Ottawa (Kan.), 2010-11
 77 Washington, Todd, C/G, Virginia Tech, 2004-05
 99 *Watt, J.J., DE, Wisconsin, 2011-12
 61/70 *Weary, Fred, G, Tennessee, 2002-07
 92/98 Weaver, Anthony, DE, Notre Dame, 2006-08
 46 Weeks, Jon, LS, Baylor, 2010-12
 32 *Wells, Jonathan, RB, Ohio St., 2002-05
 63 White, Chris, C, Southern Mississippi, 2007-09
 67 White, Cody, G, Illinois State, 2012
 72 Wiegert, Zach, T, Nebraska, 2003-06
 86 Williams, Harry, WR, Tuskegee, 2007-08
 41 Williams, Jimmy, CB, Vanderbilt, 2008
 23 Williams, Kevin, FS, Oklahoma St., 2002
 90 *Williams, Mario, DE, N.C. State, 2006-11
 42 Williams, Torri, SS, Purdue, 2010
 26 Wilson, Eugene, FS, Illinois, 2008-10
 58 Winborn, Jamie, LB, Vanderbilt, 2009
 73 *Winston, Eric, T, Miami, 2006-11
 52 Wong, Kailee, LB, Stanford, 2002-06
 97 Worthen, Shawn, DT, TCU, 2002
 43 Wright, Kenny, CB, Northwestern St., 2002-04
 25 Wynn, Dexter, CB, Colorado State, 2006-07

Y

13 *Yates, T.J., QB, North Carolina, 2011-12
 74 Young, Ryan, T, Kansas St., 2002

Z

92 Zgonina, Jeff, DT, Purdue, 2007-09

* DENOTES DRAFT PICK



ALL-TIME NUMERIC ROSTER

- 1 Turk, Matt, P, Wisconsin Whitewater, 2007-11
Clemens, Kellen, QB, Oregon, 2011
- 2 Hartmann, Brett, P, Central Michigan, 2011
Symons, B.J., QB, Texas Tech, 2004
- 3 Brown, Kris, K, Nebraska, 2002-09
- 4 Bullock, Randy, K, Texas A&M, 2012
Rackers, Neil, K, Illinois, 2010-11
Ragone, Dave, QB, Louisville, 2003-04
(Ragone also wore # 15)
- 5 Jones, Donnie, P, LSU, 2012
Grossman, Rex, QB, Florida, 2009
- 7 Garcia, Jeff, QB, San Jose State, 2011
Orlovsky, Dan, QB, Connecticut, 2009-10
Boyd, Shane, QB, Kentucky, 2007
Stanley, Chad, P, Stephen F. Austin, 2002-06
- 8 Schaub, Matt, QB, Virginia, 2007-12
Carr, David, QB, Fresno St., 2002-06
- 9 Leinart, Matt, QB, USC, 2010
(Leinart also wore #11)
- 10 Van Pelt, Bradley, QB, Colorado State, 2006
- 11 Posey, DeVier, WR, Ohio State, 2012
Leinart, Matt, QB, USC, 2011
(Leinart also wore #9)
Davis, André, WR, Virginia Tech, 2007-10
Morgan, Donovan, WR, La.-Lafayette, 2005
Quinn, Mike, QB, Stephen F. Austin, 2002-03
- 12 Beck, John, QB, BYU, 2012
Jones, Jacoby, WR, Lane College, 2007-11
Banks, Tony, QB, Michigan St., 2002-05
- 13 Yates, T.J., QB, North Carolina, 2011-12
Mathis, Jerome, WR, Hampton, 2005-06
- 14 Anderson, David, WR, Colorado State, 2006
(Anderson also wore #17 and #89)
- 15 Maehl, Jeff, WR, Oregon, 2011
Ragone, Dave, QB, Louisville, 2005
(Ragone also wore #4)
- 16 Holliday, Trindon, WR, LSU, 2010-12
- 17 Graham, Shayne, K, Virginia Tech, 2012
Delhomme, Jake, QB, La.-Lafayette, 2011
Anderson, David, QB, Colorado State, 2011
(Anderson also wore #14 and #89)
Martinez, Glenn, WR, Saginaw Valley St., 2009
Starling, Kendrick, WR, San Jose St., 2004
- 18 Jean, Lestar, WR, Florida Atlantic, 2011-12
Rosenfels, Sage, QB, Iowa State, 2006-08
Jones, Dwayne, WR, Richmond, 2002
- 19 Dickerson, Dorin, WR, Pittsburgh, 2010
Shepherd, Edell, WR, San Jose St., 2006
Adams, Charlie, WR, Hofstra, 2006
- 20 Carmichael, Roc, CB, Virginia Tech, 2012
(Carmichael also wore #36)
Slaton, Steve, RB, West Virginia, 2008-11
McClean, Dexter, CB, Clemson, 2006
Lord, Jammal, FS, Nebraska, 2004-05
Allen, James, RB, Oklahoma, 2002
- 21 McCain, Brice, CB, Utah, 2010-12
(McCain also wore #41)
Moats, Ryan, RB, Louisiana Tech, 2008-09
Fletcher, Jamar, CB, Wisconsin, 2007
Sanders, Lewis, CB, Maryland, 2005-06
Vaughn, Darrick, CB, S.W. Texas St., 2003
- 22 Ball, Alan, CB, Illinois, 2012
McManis, Sherrick, CB, Northwestern, 2010-11
Brown, Chris, RB, Colorado, 2008-09
Alexander, Roc, CB, Washington, 2006
- Walker, Ramon, SS, Pittsburgh, 2005
(Walker also wore # 41)
Burns, Curry, SS, Louisville, 2003
- 23 Foster, Arian, RB, Tennessee, 2010-12
(Foster also wore #27 and 37)
Robinson, Dunta, CB, South Carolina, 2004-09
Williams, Kevin, FS, Oklahoma St., 2002
- 24 Joseph, Johnathan, CB, South Carolina, 2011-12
Brown, C.C., SS, La.-Lafayette, 2005-08
Brown, Eric, SS, Mississippi St., 2002-04
- 25 Jackson, Kareem, CB, Alabama, 2010-12
Ferguson, Nick, SS, Georgia Tech, 2008-09
Wynn, Dexter, CB, Colorado State, 2006-07
Johnson, Derrick, CB, Washington, 2006
Garrett, Kevin, CB, SMU, 2006
Hollings, Tony, RB, Georgia Tech, 2003-05
- 26 Harris, Brandon, CB, Miami, 2011-12
Wilson, Eugene, FS, Illinois, 2008-10
Earl, Glenn, SS, Notre Dame, 2004-06
Stevens, Matt, FS, Appalachian St., 2002-03
- 27 Demps, Quintin, FS, UTEP, 2011-12
(Demps also wore #38)
Ogbonnaya, Chris, RB, Texas, 2011
Henry, Chris, RB, Arizona, 2009
Foster, Arian, RB, Tennessee, 2009
(Foster also wore #23 and 37)
Richardson, Mattered, CB, Arkansas, 2008
Taylor, Chris, RB, Indiana, 2006
Anderson, Jason, RB, South Dakota, 2004-05
- 28 Forsett, Justin, RB, California, 2012
Molden, Antwaun, CB, 2008-10
Boulware, Michael, S, Florida State, 2007
McKenzie, Chris, CB, Arizona St., 2005-06
Tillman, Travares, FS, Georgia Tech, 2003
Dennis, Pat, CB, La.-Monroe, 2002
- 29 Quin, Glover, CB/SS, New Mexico, 2009-12
Scott, Guss, FS, Florida, 2006
McCree, Marlon, FS, Kentucky, 2003-04
- 30 Routt, Stanford, CB, Houston, 2012
Allen, Jason, CB, Tennessee, 2010-11
Wall, Jamar, CB, Texas Tech, 2010
Green, Ahman, RB, Nebraska, 2007-08
Simmons, Jason, CB/S, Arizona St., 2002-06
- 31 Keo, Shiloh, FS, Idaho, 2011-12
Pollard, Bernard, SS, 2009-10
Harrison, Brandon, FS, 2008
Buchanan, Phillip, CB, Miami (Fla.), 2005-06
Glenn, Aaron, CB, Texas A&M, 2002-04
- 32 Ward, Derrick, RB, Ottawa (Kan.), 2010-11
Bennett, Fred, CB, South Carolina, 2007-09
Wells, Jonathan, RB, Ohio St., 2002-05
- 33 Nolan, Troy, FS, Arizona State, 2010-12
(Nolan also wore #36)
Lundy, Wali, RB, Virginia, 2006
Bell, Jason, CB, UCLA, 2002-05
- 34 Barber, Dominique, FS, Minnesota, 2008-11
Hutchins, Von, CB, Mississippi, 2007
Morency, Verman, RB, Oklahoma St., 2005-06
Mack, Stacey, RB, Temple, 2003
Hebert, Kyries, FS, La.-Lafayette, 2002
- 35 Pleasant, Eddie, S, Oregon, 2012
Reeves, Jacques, CB, Purdue, 2008-09
Gado, Samkon, RB Liberty, 2006
Evans, Leomont, SS, Clemson, 2002
- 36 Carmichael, Roc, CB, Virginia Tech, 2011
(Carmichael also wore #20)
Nolan, Troy, S, Arizona State, 2009
(Nolan also wore #33)
Dayne, Ron, RB, Wisconsin, 2006-07
Carter, Chris, FS, Texas, 2002
- 37 Foster, Arian, RB, Tennessee, 2009
(Foster also wore #27)
Sapp, Cecil, RB, Colorado State, 2008
Walker, Darius, RB, Notre Dame, 2007
Williams, Domanick, RB, LSU, 2003-06
- 38 Manning, Danieal, FS, Abilene Christian, 2011-12
Demps, Quintin, SS, UTEP, 2010
(Demps also wore #27)
Parson, Mark, CB, Ohio, 2009
Faggins, DeMarcus, CB, Kansas St., 2002-08
- 40 Clutts, Tyler, FB, Fresno State, 2012
Busing, John, FS, Miami (OH), 2009
Cox, Curome, Maryland, 2007
Walker, John, FS, USC, 2006
Stansbury, Ed, FB, UCLA, 2002
- 41 McCain, Brice, CB, Utah, 2009
(McCain also wore #21)
Williams, Jimmy, CB, Vanderbilt, 2008
Walker, Ramon, SS, Pittsburgh, 2002-04
(Walker also wore # 22)
- 42 Williams, Torri, SS, Purdue, 2010
Russell, Brian, FS, San Diego State, 2009
Pittman, David, CB, Northwestern St. (La.), 2008
Stone, Michael, FS, Memphis, 2006
Coleman, Marcus, FS, Texas Tech, 2002-05
- 43 Grimes, Jonathan, William & Mary, 2012
Tate, Ben, RB, Auburn, 2010
(Tate also wore #44)
Cook, Jameel, FB, Illinois, 2006-07
Wright, Kenny, CB, Northwestern St., 2002-04
- 44 Tate, Ben, RB, Auburn, 2011-12
(Tate also wore #43)
Leach, Vonta, FB, East Carolina, 2006-10
Norris, Moran, FB, Kansas, 2002-05
- 45 Fox, Keyaron, LB, Georgia Tech, 2012
Griffin, Justin, FB, Mississippi State, 2010
Comella, Greg, FB, Stanford, 2003
- 46 Weeks, Jon, LS, Baylor, 2010-12
- 47 Vickers, Lawrence, FB, Colorado, 2011
Demps, Will, FS, San Diego State, 2007-08
Baxter, Jarrod, FB, New Mexico, 2002-04
- 48 Pittman, Bryan, LS, Washington, 2003-09
- 49 Collins, Cameron, LB, Oregon State, 2012
- 50 Brame, Bryan, OLB, West Texas A&M, 2011-12
Bing, Darnell, LB, USC, 2010
Anderson, Charlie, LB, Mississippi, 2004-07
Clemens, Charlie, LB, Georgia, 2003
- 51 Sharpton, Darryl, LB, Miami (Fla.), 2010-12
Thompson, Chaun, LB, West Texas A&M, 2008-09
Polk, DaShon, LB, Arizona, 2004-06
McClain, Jimmy, LB, Troy, 2002-03
- 52 Dobbins, Tim, ILB, Iowa State, 2011-12
Adibi, Xavier, LB, Virginia Tech, 2008-10
Wong, Kailee, LB, Stanford, 2002-06
- 53 James, Bradie, LB, LSU, 2012
Keglar, Stanford, LB, Purdue, 2010
Nixon, David, LB, BYU, 2010
Coley, Keeve, LB, Southern Mississippi, 2008
Orn, Shantele, LB, Michigan, 2003-06
- 54 Ruud, Barrett, ILB, Nebraska, 2012
(Ruud also wore #97)
Alexander, Mister, ILB, Florida State, 2011-12
Diles, Zac, LB, Kansas State, 2007-10
Evans, Troy, LB, Cincinnati, 2002-06
- 55 Myers, Chris, C, Miami (Fla.), 2008-12
Hodgdon, Drew, C, Arizona St., 2006-07



ALL-TIME NUMERIC ROSTER

- (Hodgdon also wore #63 and #57)
Pettway, Kenneth, LB, Grambling St., 2005
Sharper, Jamie, LB, Virginia, 2002-04
- 56 Cushing, Brian, LB, USC, 2009-12
Greenwood, Morlon, LB, Syracuse, 2005-08
Foreman, Jay, LB, Nebraska, 2002-04
- 57 Nading, Jesse, DE/OLB, Colorado State, 2011-12 (Nading also wore #72)
Ozuguwu, Cheta, ILB, Rice, 2011
Bentley, Kevin, LB, Northwestern, 2008-10
Hodgdon, Drew, C, Arizona St., 2007
(Hodgdon also wore #63 and #55)
Monk, Quincy, LB, North Carolina, 2004
Bell, Marcus, LB, Arizona, 2004
- 58 Reed, Brooks, OLB, Arizona, 2011-12
Greenhouse, Isaiah, LB, Northwestern St., 2010
Winborn, Jamie, LB, Vanderbilt, 2009
Flanagan, Mike, C, UCLA, 2006-07
Foley, Steve, LB, N.E. Louisiana, 2003
(Foley also wore #93)
Lamar, Jason, LB, Toledo, 2002
- 59 Mercilus, Whitney, LB, Illinois, 2012
Ryans, DeMeco, LB Alabama, 2006-11
Chamberlin, Frank, LB, Boston College, 2005
Acholonu, D.D., LB, Washington St., 2004
Carroll, Travis, LB, Florida, 2003
Spearman, Armegis, LB, Mississippi, 2003
Mitchell, Keith, LB, Texas A&M, 2002
- 60 Jones, Ben, C, Georgia, 2012
Cochran, Earl, DE, Alabama St., 2006
(Cochran also wore #96)
Keathley, Michael, G, TCU, 2003
- 61 Austin, Thomas, G/C, Clemson, 2011
Weary, Fred, G, Tennessee, 2002-03
(Weary also wore #70)
- 62 Caldwell, Antoine, C, Alabama, 2009-12
Jackson, Scott, T, Brigham Young, 2006-08
Lorenti, Chris, C, Central Florida, 2002-03
- 63 White, Chris, C, Southern Mississippi, 2008-09
Hodgdon, Drew, C, Arizona St., 2005
(Hodgdon also wore #55 and #57)
- 64 Studdard, Kasey, G, Texas, 2007-11
Lynd, Ben, C, California, 2003
Newell, Mike, C, Colorado St., 2002
- 65 Brisiel, Mike, G, Colorado State, 2007-11
Evans, Brandon, G, Houston, 2004
Schau, Ryan, G, Illinois, 2002
- 66 Gardner, Andrew, T, Georgia Tech, 2011-12
Salaam, Ephraim, T, San Diego State, 2010
(Salaam also wore #74)
Robinson, Deljuan, DT, Mississippi State, 2007-09
Dorsey, Char-ron, T, Florida St., 2002
- 67 White, Cody, G, Illinois State, 2012
Sheppard, Malcolm, DT, Arkansas, 2010
Brown, Milford, G, Florida St., 2002-05
- 68 Harris, Ryan, T, Notre Dame, 2012
Stevenson, Dan, Notre Dame, 2008
Bedell, Brad, T, Colorado, 2006
Riley, Victor, T, Auburn, 2005
Spears, Marcus, T, Northwestern St., 2004
Randall, Greg, T, Michigan St., 2003
- 69 Pitts, Chester, G/T, San Diego St., 2002-09
- 70 Reyes, Tutan, G, Mississippi, 2009
Weary, Fred, G, Tennessee, 2004-08
(Weary also wore #61)
Graham, DeMingo, G, Hofstra, 2002
- 71 Smith, Shelley, G, Colorado State, 2010-11
Black, Jordan, T, Notre Dame, 2007
Pearson, Mike, T, Florida, 2006
- Wade, Todd, T, Mississippi, 2004-05
Bosselli, Tony, T, USC, 2002
- 72 Hunter, David, DE, Houston, 2012
Nading, Jesse, DE, Colorado State, 2008-10
(Nading also wore #57)
Wiegert, Zach, G/T, Nebraska, 2003-06
Hall, Barry, T, Mid. Tennessee St., 2002
- 73 Winston, Eric, T, Miami (Fla.), 2006-11
Jones, Garrick, T, Arkansas St., 2003-04
- 74 Smith, Wade, G, Memphis, 2010-12
Salaam, Ephraim, T, San Diego St., 2006-09
(Salaam also wore #66)
Walter, Tyson, G, Ohio St., 2005
Young, Ryan, T, Kansas St., 2002
- 75 Newton, Derek, T, Arkansas State, 2011-12
Frye, Brandon, T, Virginia Tech, 2007
Dalton, Lionel, DT, Eastern Michigan, 2006
Johnson, Travis, DT, Florida St., 2005
(Johnson also wore #99)
Hemdon, Jimmy, T, Houston, 2002-03
- 76 Brown, Duane, T, Virginia Tech, 2008-12
McKinney, Steve, C, Texas A&M, 2002-07
- 77 Morris, Darius, G, Temple, 2011
Denney, Ryan, DE, BYU, 2010
Spencer, Charles, T, Pittsburgh, 2006-07
Washington, Todd, G/C, Virginia Tech, 2003-05
Thomas, Tarlos, T, Florida St., 2002
- 78 Butler, Rashad, T, Miami (Fla.), 2008-11
Killings, Cedric, DT, Carson-Newman, 2006-07
Wand, Seth, T, N.W. Missouri St., 2003-05
Spikes, Cameron, G/T, Texas A&M, 2002
- 79 Brooks, Brandon, G, Miami (Oh.), 2012
Bulman, Tim, DT, Boston College, 2006
(Bulman also wore #93)
Slecht, Jeremy, DT, Nebraska, 2003
Overhauser, Chad, G, UCLA, 2002
- 80 Johnson, Andre, WR, Miami (Fla.), 2003-12
McDermott, Sean, TE/LS, Kansas, 2002
- 81 Daniels, Owen, TE, Wisconsin, 2006-12
Murphy, Matt, TE, Maryland, 2003-05
Harris, Atnaf, WR, CS-Northridge, 2002
- 82 Martin, Keshawn, WR, Michigan State, 2012
Mason, Derrick, WR, Michigan State, 2011
Toliver, Terrence, WR, LSU, 2011
Harris, Clark, LS, Rutgers, 2008
Steele, Ben, TE, Meas College, 2006
Miller, Billy, TE, USC, 2002-04
- 83 Walter, Kevin, WR, Eastern Michigan, 2007-12 (Walter also wore #85)
Joppru, Bennie, TE, Michigan, 2003-06
Murphy, Frank, WR, Kansas St., 2002
Rutledge, Rod, TE, Alabama, 2002
- 84 Stross, Trey, WR, Iowa, 2010
Jenkins, Damell, WR, Miami, 2008
Moulds, Eric, WR, Mississippi St., 2006
Rivers, Marcellus, TE, Oklahoma St., 2005
Moses, J.J., WR Iowa St., 2003-04
Lewis, Jermaine, WR, Maryland, 2002
- 85 Dreesen, Joel, TE, Colorado State, 2007-11
Walter, Kevin, WR, Eastern Michigan, 2006
(Walter also wore #83)
Bradford, Corey, WR, Jackson St., 2002-05
- 86 Casey, James, TE/FB, Rice, 2009-12
Williams, Harry, WR, Tuskegee, 2008
Lewis, Derrick, WR, San Diego St., 2006
Gaffney, Jabar, WR, Florida, 2002-05
- 87 Hill, Anthony, TE, New Mexico St., 2009-10
Bruener, Mark, TE, Washington, 2004-08
Armstrong, Derick, WR, Ark.-Monticello, 2003
(Armstrong also wore #88)
- Dawson, JaJuan, WR, Tulane, 2002
Insley, Trevor, WR, Nevada-Reno, 2002
- 88 Graham, Garrett, TE, Wisconsin, 2010-12
Putzier, Jeb, TE, Boise St., 2006-07
Armstrong, Derick, WR, Ark.-Monticello, 2004-05
(Armstrong also wore #87)
Kent, Rashod, TE, Rutgers, 2003
Black, Avion, WR, Tennessee St., 2002
- 89 Johnson, Bryant, WR, Penn State, 2011
Anderson, David, WR, Colorado State, 2007-10
(Anderson also wore #14 and #17)
Holloway, Jabari, TE, Notre Dame, 2002-03
- 90 Alexander, Mister, LB, Florida State, 2012
(Alexander also wore #54)
Williams, Mario, DE, North Carolina St., 2006-11
Davis, Jason, DE, West Virginia, 2005
Martin, Terrance, DT, North Carolina St., 2003
Green, Howard, DT, LSU, 2002
- 91 Okoye, Amobi, DT, Louisville, 2007-10
Payne, Seth, DT, Cornell, 2002-06
- 92 Mitchell, Earl, DT, Arizona, 2010-12
Zgonina, Jeff, DT, Purdue, 2007-09
Weaver, Anthony, DE, Notre Dame, 2006
(Weaver also wore #98)
Sears, Corey, DE, Mississippi St., 2002-04
- 93 Bulman, Tim, DT, Boston College, 2007-11
(Bulman also wore #79)
Babin, Jason, LB, Western Michigan, 2004-06
Foley, Steve, LB, N.E. Louisiana, 2003
(Foley also wore #58)
Flowers, Erik, LB, Arizona St., 2002
- 94 Smith, Antonio, DE, Oklahoma St., 2009-12
Kalu, N.D., DE, Rice, 2006-07
Ioane, Junior, DT, Arizona St., 2003-05
Hill, Charles, DT, Maryland, 2002
- 95 Cody, Shaun, DT, USC, 2009-12
McClover, Stanley, DE, Auburn, 2008
Maddox, Anthony, DT, Delta St., 2006-07
DeLoach, Jerry, DE, California, 2002-05
- 96 Jamison, Tim, DE, Michigan, 2009-12
(Jamison also wore #99)
Anderson, Mark, DE, Alabama, 2010
Cochran, Earl, DE, Alabama State, 2007-08
(Cochran also wore #60)
Johnson, Thomas, DT, Middle Tennessee St., 2006
Rainer, Wali, LB, Virginia, 2006
Walker, Gary, DE, Auburn, 2002-05
- 97 McClain, Terrell, NT, South Florida, 2012
Rudd, Barrett, ILB, Nebraska, 2012
(Rudd also wore #54)
Lewis, Damione, DT, Miami, 2010
Okam, Frank, DT, Texas, 2008-10
Malone, Alfred, DE, Troy, 2005-06
Davis, Jason, DE, West Virginia, 2003
Worthen, Shawn, DT, TCU, 2002
- 98 Barwin, Connor, DE, Cincinnati, 2009-12
Weaver, Anthony, DE, Notre Dame, 2007-08
(Weaver also wore #92)
Peek, Antwan, LB, Cincinnati, 2003-06
Posey, Jeff, LB, So. Mississippi, 2002
- 99 Watt, J.J., DE, Wisconsin, 2011-12
Jamison, Tim, DE, Michigan, 2009-10
(Jamison also wore #96)
Ogunleye, Adewale, DE, Indiana, 2010
Johnson, Travis, DE, Florida St., 2006-08
(Johnson also wore #75)
Smith, Robaire, DE, Michigan St., 2004-05
Martin, Steve, DT, Missouri, 2003
Blade, Willie, DE, Mississippi St., 2002



ALL-TIME PRACTICE SQUAD ROSTER

A Acholonu, D.D., LB, 2004* Alexander, Mister, ILB, 2011* Alridge, Anthony, RB, 2009 Anderson, David, WR, 2006* Anderson, Jason, RB, 2005* Aromashodu, Devin, WR, 2007	Green, Howard, DT, 2002 Greenhouse, Isaiah, LB, 2010* Grimes, Jonathan, RB, 2012*	P Parson, Mark, CB, 2009 Pemberton, Cole, T, 2010 Pettway, Kenneth, LB, 2005* Pittman, Bryan, LS, 2003* Pleasant, Eddie, S, 2012* Porter, Quinton, QB, 2006*
B Baker, Antonio, S, 2010 Barbieri, Howard, OL, 2011 Bazuin, Dan, DE, 2008 Beach, Arliss, RB, 2007-08* Billings, Montez, WR, 2010 Bing, Darnell, LB, 2009 Boyd, Shane, QB, 2007* Brink, Alex, QB, 2008 Brisiel, Mike, G, 2006-2007* Brock, Logan, TE, 2012 Browner, Keith, DE, 2012 Broussard, Jamal, WR, 2006 Bulman, Tim, DT, 2006-2007* Burns, Curry, S, 2006 Byrne, Jake, TE, 2012	H Hall, Barry, T, 2002 Haltermann, Aaron, TE, 2005 Hamilton, Derrick, WR, 2007 Harris, Atnaf, WR, 2002* Harris, Clark, TE, 2008* Harris, Elliott, DE, 2005 Harris, Ra'Shon, NT, 2011 Hawkins, Jelani, OT, 2002* Hebert, Kyries, S, 2002* Helms, Brett, C, 2009-10 Henry, Chris, RB, 2009* Herrion, Atlas, G, 2006 Hicks, Reese, OT, 2004-2005 Holliday, Trindon, WR, 2011* Holloway, Jabari, TE, 2002* Hunter, David, DE, 2012*	Q Quinn, Mike, QB, 2003*
C Carroll, Travis, LB, 2003* Castañeda, Eduardo, LB, 2007 Cochran, Earl, DE, 2006* Coley, Kavis, LB, 2007-08* Collins, McAllister, C, 2002 Collins, Cameron, LB, 2012* Crummey, Andrew, G, 2009 Curtis, Kevin, S, 2006	J Jamison, Tim, DE, 2009*-10 Jenkins, Darnell, WR, 2008*-09 Jenkins, Michael, RB, 2002 Johnson, Albert, WR, 2003 Johnson, Delano, OLB, 2012 Jones, Garrick, T, 2003, 2005*	R Roberson, Derrick, CB, 2007-08* Robinson, Deljuan, DT, 2010* Roland, Justin, LB, 2008 Ross, Richie, WR, 2006 Rue, Josh, FB, 2004
D Davis, A.J., CB, 2008 Davis, Buster, LB, 2009 Davis, James, RB, 2011 Davis, Jason, DE, 2003-04*, 2006 Dawson, Curry, T, 2003* Divens, Lamar, DT, 2012 Dorsey, Quinn, LB, 2005 Douglas, Cody, G, 2006 Douglas, Robert, FB, 2005, 2006 Dunn, Anthony, LB, 2004	K Keenum, Case, QB, 2012 Kent, Rashod, TE, 2002-03* Keo, Shiloh, FS, 2011*	S Seaverns, Justin, LB, 2003 Sheppard, Malcolm, DT, 2010* Sherrard, Dezmond, TE, 2009 Simmons, Mark, WR, 2008 Skelton, Steve, TE, 2012 Smith, Antone, RB, 2009 Smith, Shelley, G, 2010* Stansbury, Ed, FB, 2002* Starling, Kendrick, WR, 2004* Stenavich, Adam, T, 2008-09 Suber, Allen, WR, 2004 Supernaw, Phillip, TE, 2012
E Echemandu, Adimchinobi, RB, 2007 Edison, Dominique, WR, 2011 Egboh, Pannel, DE, 2009 Eslinger, Greg, C, 2007* Evans, Brandon, G, 2004*	L Lewis, Derrick, WR, 2006* Long, Gabe, DT, 2008 Lord, Jammal, FS, 2004-2005*	T Taylor, Chris, RB, 2006* Terry, D.D., RB, 2008 Thomas, Sloan, WR, 2004 Thomas, Tartos, T, 2002 Thorpe, Crapphonso, WR, 2006 Torrey, Andre, LB, 2005 Townsel, Derrick, WR, 2010
F Faggins, Demarcus, CB, 2003* Foster, Arian, RB, 2009* Freeman, Marcus, LB, 2009 Freeman, Rober, CB, 2003* Frye, Brandon, T, 2007-08*	M Maddox, Anthony, DT, 2006* Maehl, Jeff, WR, 2011*, 12 Malone, Alfred, DT, 2005* McCoy, Chris, DE, 2010 McKenzie, Chris, CB, 2005* Meggett, Davin, RB, 2012 Mitchell, Brandon, S, 2007* Moats, Ryan, RB, 2008* Mondek, Nick, T, 2012 Moore, Kashif, WR, 2012 Morgan, Donovan, WR, 2005* Murphy, Matt, TE, 2004*	W Walker, Darius, RB, 2007-08* Walker, John, S, 2006* Wallace, Cody, C, 2010 Washington, Maurice, WR, 2005 White, Chris, C, 2006 White, Cody, G, 2012* Williams, Bobby, WR, 2010 Williams, Harry, WR, 2006-2007* Williams, Javaris, RB, 2011 Williams, Paul, WR, 2010 Williams, Torri, SS, 2010*, '11 Works, Renaldo, RB, 2004 Worthen, Shawn, DT, 2002* Wright, Keith, DT, 2003 Wynn, Milton, WR, 2002
G Gardner, Andrew, T, 2011* Gibson, Thaddeus, LB, 2011 Gordon, Amon, DT, 2010	N Nading, Jesse, DE, 2008*, '09*, '11* Neihuis, Doug, G, 2006 Nerys, Jason, G, 2005 O Oakley, Anthony, G, 2008 Ogbonnaya, Chris, RB, 2010, '11* Orr, Shantee, LB, 2003-04* Overhauser, Chad, C/G, 2002*	Y Young, David, SS, 2004 Z Zabransky, Jared, QB, 2007 * - Players eventually made the active roster



ALL-TIME INJURED RESERVE

2002 (10)			
Name	Pos.	Date	Injury
Inasley, Trevor	WR	8/15	Leg
Jones, Dwayne	WR	8/17	Knee
Evans, Leomont	S	8/27	Neck
Lorenti, Chris	C	9/1	Ankle
Boselli, Tony	T	10/15	Shoulder
Dennis, Pat	CB	10/22	Knee
Lamar, Jason	LB	10/30	Leg
Schau, Ryan	G	11/5	Foot
Rutledge, Rod	TE	11/26	Foot
Walker, Ramon	SS	12/24	Knee

2003 (17)			
Name	Pos.	Date	Injury
Baxter, Jarrod	FB	8/25	R Foot
Dennis, Pat	CB	8/25	R Knee
Hernon, Jimmy	OT	8/25	R Knee
Lorenti, Chris	C	8/25	L Achilles
Lynch, Ben	C	8/25	L Knee
Joppru, Bennie	TE	8/31	R Groin
Payne, Seth	DT	9/15	L Knee
Mack, Stacey	RB	11/26	L Toe
Walker, Gary	DE	11/28	R Toe
Banks, Tony	QB	12/1	R Hand
Walker, Ramon	SS	12/1	L Knee
Stevens, Matt	FS	12/3	L Knee
Clemons, Charlie	LB	12/8	R Ankle
Glen, Aaron	CB	12/10	L Groin
Orr, Shantee	LB	12/22	L Fibula
Wright, Kenny	CB	12/22	L Knee
Brown, Milford	G	12/26	R Knee

2004 (11)			
Name	Pos.	Date	Injury
Anderson, Jason	RB	8/16	R Leg
Bell, Marcus	LB	8/26	Shoulder
Bell, Jason	CB	11/17	R Wrist
Walker, Ramon	SS	11/24	L Knee
Joppru, Bennie	TE	12/1	Groin
Symons, B.J.	QB	12/1	R Knee
Foreman, Jay	LB	12/5	L Ankle
Coleman, Marcus	FS	12/7	Shoulder
Evans, Troy	LB	12/15	L Ankle
Wiegert, Zach	G	12/22	R Knee
Peek, Antwan	LB	12/28	R Shoulder

2005 (8)			
Name	Pos.	Date	Injury
Wong, Kailee	LB	10/18	R Knee
Hodgdon, Drew	C	11/11	R Foot
Wade, Todd	T	11/18	R Knee
Buchanan, Phillip	CB	11/23	L Ankle
Ioane, Junior	DT	12/20	L Calf
Davis, Domanick	RB	12/28	L Knee
Walker, Gary	DE	12/28	R Arm
Wells, Jonathan	RB	12/30	L Thigh

2006 (16)			
Name	Pos.	Date	Injury
Rainer, Wali	LB	8/1	R Leg
McKenzie, Chris	CB	8/3	L Shoulder
Steele, Ben	TE	8/3	L Leg
Davis, Domanick	RB	9/2	L Knee
Alexander, Roc	CB	9/12	R Knee
Spencer, Charles	T	9/19	L Leg
Malone, Alfred	DT	10/10	R Hand
Payne, Seth	DT	10/17	R Knee
Johnson, Travis	DT	11/14	L Calf
Sanders, Lewis	CB	11/14	R Hand
Wiegert, Zach	T	11/14	R Knee
Flanagan, Mike	C	11/28	Ribs
Rosenfelds, Sage	QB	11/28	R Hand
Cook, Jameel	FB	12/15	R Knee

Dalton, Lionel	DT	12/23	Back
Mathis, Jerome	WR	12/23	R Hamstring

2007 (17)			
Name	Pos.	Date	Injury
Taylor, Chris	RB	7/31	L Knee
Alexander, Roc	CB	7/31	R Knee
Earl, Glenn	SS	8/14	L Foot
Horton, Jason	CB	8/14	R Arm
Barry, Kevin	T	8/24	R Biceps
Abbate, Jon	FB	9/1	R Ankle
Harrison, Brandon	FS	9/1	L Hamstring
Jackson, Scott	T	9/4	R Shoulder
Simmons, Jason	FS	9/11	L Knee
Killings, Cedric	DT	9/25	Neck
McKinney, Steve	C	9/25	L Knee
Mathis, Jerome	WR	10/6	R Lower Leg
Barber, Shawn	LB	10/31	Neck
Robinson, Dunta	CB	11/7	R Knee
Weary, Fred	G	12/4	R Leg
White, Chris	C	12/4	L Knee
Green, Ahman	RB	12/7	L Knee

2008 (11)			
Name	Pos.	Date	Injury
Stevenson, Dan	G	7/24	R Shoulder
Williams, Jimmy	CB	8/4	R Knee
Williams, Harry	WR	8/25	Neck
Jackson, Scott	T	8/26	L Foot
Brown, Chris	RB	8/30	Back
McClover, Stanley	DE	9/11	R Knee
Brown, C.C.	SS	9/30	R Arm
Diles, Zac	LB	11/6	L Leg
Molden, Antwaun	CB	11/16	L Leg
Cochran, Earl	DE	11/19	R Toe
Green, Ahman	RB	11/25	L Knee

2009 (13)			
Name	Pos.	Date	Injury
Johnson, Jeremiah	RB	8/8	R Shoulder
Nolan, Troy	SS	8/18	L Hand
Verdell, Toddrick	LB	9/6	R Shoulder
Pitts, Chester	G	9/24	R Knee
Thompson, Chaun	LB	9/30	L Knee
Campbell, Khary	LB	10/6	L Knee
Slaton, Steve	RB	10/9	R Shoulder
Brisiel, Mike	G	10/14	L Foot
Daniels, Owen	TE	11/4	R Knee
Wilson, Eugene	FS	11/25	L Foot
Molden, Antwaun	CB	11/26	L Hamstring
Hill, Anthony	TE	12/15	L Knee
Barber, Dominique	FS	12/29	R Hamstring

2010 (17)			
Name	Pos.	Date	Injury
Stross, Trey	WR	6/16	L Foot
Griffith, Justin	FB	8/4	Neck
Bulman, Tim	DE	8/16	L Shoulder
Bing, Darnell	LB	8/20	Neck
Holliday, Trindon	WR	8/30	L Hand
Tate, Ben	RB	8/30	R Ankle
Davis, André	WR	9/4	L Hip
Fine, Derek	TE	9/5	R Knee
Barwin, Connor	DE	9/14	R Ankle
Ryans, DeMeco	LB	10/25	L Achilles
Barber, Dominique	SS	11/11	L Knee
Paymah, Karl	CB	11/12	L Wrist
Williams, Torri	SS	12/1	L Hamstring
Nading, Jesse	DE	12/7	L Knee
Anderson, David	WR	12/15	L Shoulder
Brisiel, Mike	G	12/15	R Calf
Williams, Mario	DE	12/15	Sports Hernia

2011 (14)			
Name	Pos.	Date	Injury
Studdard, Kasey	G	8/15	L Ankle
Jean, Lestar	WR	8/20	L Shoulder
Smith, Shelley	G	8/25	R Leg
Morris, Darius	G	8/27	R Foot
Toliver, Terrence	WR	8/27	Concussion
Ozougwu, Cheta	OLB	9/1	L Foot
Barber, Dominique	SS	9/16	L Foot
Carmichael, Roc	CB	9/16	L Shoulder
Butler, Rashad	T	9/21	L Elbow
Williams, Mario	OLB	10/9	L Pectoral
Sharpton, Darryl	ILB	10/30	R Knee/Quad
Schaub, Matt	QB	11/23	R Foot
Leinart, Matt	WB	11/27	L Clavicle
Hartmann, Brett	P	12/4	L Knee

2012 (10)			
Name	Pos.	Date	Injury
Fox, Keyaron	LB	8/9	L Knee
Bullock, Randy	K	8/26	R Groin
Butler, Rashad	T	8/30	R Triceps
Harris, Ra'Shon	NT	8/28	R Triceps
Cushing, Brian	ILB	10/10	L Knee
Jamison, Tim	DE	10/14	R Achilles
Hunter, David	DE	10/24	L Foot
McCain, Brice*	CB	12/5	L Foot
Sharpton, Darryl	ILB	12/31	Hip
Dobbins, Tim	ILB	1/4/13	L Ankle

* Designated for return



ALL-TIME COACHES

Coach	Position	Season	Coach	Position	Season
Bayless, Martin	Assistant Defensive Back	2006-07	Marciano, Joe	Special Teams	2002-13
Benton, John	Offensive Line	2006-13	Marciano, Tony	Offensive Line	2002-03
Brown, Kippy	Wide Receiver	2002-05		Tight Ends	2004-05
Bush, Frank	Senior Defensive Assistant	2007-08	Marshall, Steve	Assistant Offensive Line	2002-05
	Defensive Coordinator	2009-10		Offensive Line	2005
Calhoun, Troy	Offensive Coordinator/Quarterback	2006	Matthews, Bruce	Offensive Assistant	2009-10
CAPERS, DOM	HEAD COACH	2002-05	McDaniel, Mike	Offensive Assistant	2006-08
Carter, Perry	Defensive Assistant	2006-09			
	Asst. Defensive Backs	2010-13	Oden, Tony	Assistant Defensive Backs	2004-05
			Olivadotti, Tom	Linebackers	2004-05
Dennison, Rick	Offensive Coordinator	2010-13			
Dorrell, Karl	Quarterbacks	2012-13	Palmer, Chris	Offensive Coordinator	2002-05
			Pariani, Brian	Tight Ends	2006-12
Fangio, Vic	Defensive Coordinator	2002-05	Pendry, Joe	Offensive Line	2004-05
Fisch, Jedd	Defensive Quality Control	2002-03		Offensive Coordinator	2005
Franklin, Jethro	Defensive Line	2007-08	Phillips, Wade	Defensive Coordinator	2011-13
			Pollack, Frank	Assistant Offensive Line Coach	2008-11
Gibbs, Alex	Assistant Head Coach/Offense	2008-09			
Gibbs, David	Defensive Backs Coach	2009-10	Rhodes, Ray	Assistant Defensive Backs Coach	2008
Grantham, Todd	Defensive Line	2002-04		Senior Defensive Assistant	2009-10
			Riley, Dan	Head Strength and Conditioning	2002-08
Hammerschmidt, Dan	Offensive Assistant	2012-13	Roman, Greg	Tight End	2002-03
Harris, Chick	Running Backs	2002-13		Quarterback	2005
Herring, Reggie	Linebackers	2002-03, '11-13	Ryan, Jim	Offensive Assistant	2011
Hightower, Richard	Administrative Coord., Coaching	2006-07		Assistant Offensive Line	2012-13
	Special Teams Assistant	2008			
Holland, Johnny	Linebackers	2006-10	Saleh, Robert	Defensive Assistant	2006-08
Hoke, Jon	Defensive Back	2002-08		Assistant Linebackers	2009-10
			Schlotz, Matt	Asst. Strength & Conditioning Coach	2009-13
Joseph, Vance	Defensive Backs	2011-13	Shanahan, Kyle	Wide Receiver	2006
				Quarterbacks	2007
Karmelowicz, Bob	Defensive Line	2006		Offensive Coordinator/Quarterbacks	2008-09
	Special Assistant to the Head Coach	2007-08	Sherman, Mike	Assistant Head Coach/Offense	2006
King, Bobby	Defensive Assistant	2011		Asst. Head Coach/Offense Coordinator	2007
	Assistant Linebackers	2012-13	Simien, Tracy	Assistant Defensive Line	2006
Kirksey, Larry	Wide Receiver	2007-13	Smith, Cedric	Head Strength & Conditioning Coach	2010-13
Knapp, Greg	Quarterbacks	2010-11	Smith, Richard	Defensive Coordinator	2006-08
Kollar, Bill	Asst. head coach/defensive line	2009-13	Stewart, Brian	Assistant Defensive Backs	2002-03
KUBIAK, GARY	HEAD COACH	2006-13	Sutulovich, Eric	Assistant Special Teams	2002-05
LaFleur, Matt	Offensive Assistant	2008-09	Wright, Ray	Assistant Strength and Conditioning	2002-08
Ligaschesky, Bob	Special Teams Assistant	2013		Head Strength and Conditioning	2009
Lubick, Marc	Offensive Assistant	2010-11			
	Assistant Wide Receivers	2012-13	Zgonina, Jeff	Assistant Defensive Line	2013



TEXANS TRADE HISTORY

March 4, 2002:	Traded QB Danny Wuerffel to Washington in exchange for DT Jerry Deloach.
March 25, 2002:	Traded first of three 2002 seventh-round draft picks to Pittsburgh as compensation for restricted free agent K Kris Brown.
March 28, 2002:	Traded future draft pick to St. Louis in exchange for CB Jacoby Shepherd.
April 17, 2002:	Traded RB Charlie Rogers to Buffalo in exchange for LB Jay Foreman.
April 21, 2002:	Traded fourth-round pick in 2002 to Atlanta in exchange for 2003 third-round pick (88th overall-Dave Ragone)
March 6, 2003:	Traded fifth-round pick to New England in exchange for T Greg Randall.
April 26, 2003:	Traded second-round pick (36th overall) and fourth-round pick (117th overall) to New England for second-round pick (41st overall-Bennie Joppru) and third-round pick (75th overall-Seth Wand Traded third-round pick (83rd overall) and seventh-round pick (262nd overall) to Oakland in exchange for 2004 second-round pick (supplemental draft pick-Tony Hollings)
April 27, 2003:	Traded fifth-round pick (138th overall) to Indianapolis for 2004 fourth-round pick (122nd overall-Glenn Earl)
March 19, 2004:	Traded QB Drew Henson to Dallas in exchange for 2005 third-round pick.
April 24, 2004:	Traded second round pick (40th overall), third-round pick (71st overall), fourth-round pick (103rd overall) to Tennessee in exchange for first-round pick (27th overall-Jason Babin); also exchanged fifth-round picks (138th to 159th overall) with Tennessee.
April 25, 2004:	Traded fifth-round pick (159th overall) to Jacksonville in exchange for sixth-round pick (175th overall-Jammal Lord) and seventh-round pick (210th overall-Raheem Orr).
April 20, 2005:	Traded second-round pick (47th overall) and third-round pick (78th overall) to Oakland in exchange for CB Phillip Buchanon.
April 23, 2005:	Traded first-round pick (13th overall) to New Orleans in exchange for first round pick (16th overall-Travis Johnson) in 2005 draft and third-round selection in 2006 draft.
April 6, 2006:	Traded a fifth-round pick (134th overall) to the Buffalo Bills in exchange for WR Eric Moulds.
July 27, 2006:	Traded a conditional seventh-round pick in the 2007 to the San Francisco 49ers for QB Cody Pickett.
Sep. 13, 2006:	Traded RB Vernand Morency to Green Bay in exchange for RB Samkon Gado.
March 22, 2007:	Acquired QB Matt Schaub from the Atlanta Falcons for 2007 and 2008 second-round pick, and the eighth overall pick for the 10th overall pick (Amobi Okoye) in the 2007 Draft.
April 29, 2007:	Traded fourth-round draft pick (107th overall) to the New Orleans Saints in exchange for the Saints 2007 fourth-round pick (123rd overall- Fred Bennett) and a 2007 fifth-round pick (163rd overall-Brandon Frye).
March 17, 2008:	Traded a sixth-round pick in the 2008 NFL Draft to the Denver Broncos in exchange for C Chris Myers.
April 26, 2008:	Traded first-round pick (No. 18 overall) to the Baltimore Ravens for first-round pick (No. 26 overall-Duane Brown) a third-round pick (89th overall-Steve Slaton) and a sixth-round pick (173rd overall-Dominique Barber).
Feb. 27, 2009:	Traded QB Sage Rosenfels to the Minnesota Vikings in exchange for the 122nd selection in the 2009 NFL Draft (TE Anthony Hill).
Aug. 31, 2009:	Traded DT Travis Johnson to the San Diego Chargers in exchange for a sixth-round selection in the 2010 NFL Draft (197th overall - WR Trindon Holliday).
April 23, 2010	Traded second-round pick (51st overall) to the Minnesota Vikings in exchange for second- (62nd overall - traded) and third-round (93rd overall - traded).
April 23, 2010	Traded second- (62nd overall) and fifth-round (150th overall) picks to the New England Patriots in exchange for second-round pick (58th overall - RB Ben Tate).
April 24, 2010	Traded third-round pick (93rd overall) to the Kansas City Chiefs in exchange for fourth- (102nd overall - LB Darryl Sharpton) and fifth-round (144th overall - CB Sherrick McManis) picks.
April 29, 2011	Traded third- (73rd overall) and fifth-round (138th overall) pick with New England for a second-round (60th overall - CB Brandon Harris) pick.
April 30, 2011	Traded fourth-round pick (105th overall) and sixth-round pick (178th) to the Washington Redskins for a fourth-round pick (127th overall - CB Roc Carmichael) and two fifth-round picks (144th - S Shiloah Keo and 152nd - QB T.J. Yates).
Oct. 12, 2011	Acquired WR Derrick Mason from the N.Y. Jets for a conditional draft choice in the 2012 NFL Draft.
March 20, 2012	Traded ILB DeMeco Ryans to Philadelphia for an exchange of third-round picks (88th overall for 76th overall - G Brandon Brooks) and a fourth-round pick (99th overall - C Ben Jones)
April 27, 2012	Traded second- and seventh-round picks (58th and 233rd overall) to Tampa Bay for picks in the third (68th overall - WR DeVier Posey) and fourth (126th overall - WR Keshawn Martin) rounds.
August 31, 2012	Traded CB Sherrick McManis to Chicago for FB Tyler Clutts
April 27, 2013:	Traded fifth-round pick (160th overall) to St. Louis for two picks in the sixth round (184th and 198th overall - NT Chris Jones). The Texans included the 184th pick in a subsequent trade.
April 27, 2013:	Traded sixth-round pick (184th overall) and seventh-round pick (233rd overall) to Oakland for a sixth-round pick (176th overall - T David Quessenberry).

TEXANS FREE AGENCY HISTORY

2002

Players Signed:

March 6: C/G Steve McKinney, Indianapolis
 March 7: LB Kailee Wong, Minnesota
 March 10: WR Corey Bradford, Green Bay
 March 15: RB James Allen, Chicago; LB Greg Jones, Chicago
 March 25: K Kris Brown, Pittsburgh (restricted)
 March 26: WR Tony Simmons, Indianapolis
 April 3: T Jimmy Herndon, Chicago
 April 5: SS Chris Carter, Cincinnati
 April 8: QB Kent Graham, Washington;
 CB Jason Simmons, Pittsburgh
 April 9: G DeMingo Graham, San Diego;
 TE Kaseem Sinceno, Chicago
 April 10: TE Rod Rutledge, New England
 April 18: LB Jeff Posey, Jacksonville
 April 25: LB Robert Jones, Washington
 May 9: LB Allen Aldridge, Detroit

Players Lost

None

2003

Players Signed:

March 1: T/G Zach Wiegert, Jacksonville
 March 4: LB Jay Foreman, Houston
 March 11: DE Corey Sears, Houston; FS Kevin Williams, Houston
 March 17: SS Eric Brown, Houston
 March 18: CB Pat Dennis, Houston (restricted);
 QB Mike Quinn, Houston
 March 21: CB Jason Simmons, Houston
 March 25: WR JaJuan Dawson, Houston (restricted)
 March 27: T Jimmy Herndon, Houston
 April 2: LB Charlie Clemons, New Orleans;
 CB Kenny Wright, Houston
 April 4: QB Tony Banks, Houston
 April 9: RB Stacey Mack, Jacksonville
 April 25: G Ryan Schau, Houston

Players Lost:

Feb. 28: LB Jeff Posey, Buffalo
 March 5: T Ryan Young, Dallas
 March 14: LB Keith Mitchell, Jacksonville
 March 28: G Cameron Spikes, Arizona

2004

Players Signed:

March 3: DE Gary Walker, Houston
 March 4: DT Robaire Smith, Tennessee; T Todd Wade, Miami; G/C Todd Washington, Houston
 March 11: CB Jason Simmons, Houston
 March 16: LB DaShon Polk, Buffalo
 March 22: TE Mark Bruener, Pittsburgh; DE Corey Sears, Houston
 March 23: TE Jabari Holloway, Houston (restricted)
 March 30: FS Pat Dennis, Houston
 April 19: FB Moran Norris, Houston (restricted)
 April 20: CB Darrick Vaughn, Houston (restricted)
 April 22: CB Jason Bell, Houston (restricted)
 April 28: DE Jerry Deloach, Houston (restricted)

Players Lost:

March 4: FB Greg Comella, Tampa Bay;
 LB Steve Foley, San Diego
 March 6: DT Steve Martin, Minnesota
 March 10: QB Mike Quinn, Denver
 April 20: T Greg Randall, San Francisco

2005

Players Signed:

March 3: LB Morlon Greenwood, Miami; DT Seth Payne,

Houston

March 5: CB Jason Bell, Houston; FB Moran Norris, Houston
 March 9: CB Lewis Sanders, Cleveland; DE Corey Sears, Houston; CB Jason Simmons, Houston
 March 10: DE Jerry Deloach, Houston
 March 17: QB Tony Banks, Houston; LB Frank Chamberlin, Cincinnati
 March 23: T Garrick Jones, Houston (restricted)
 April 11: WR Corey Bradford, Houston; RB Jonathan Wells, Houston
 April 12: LB Troy Evans, Houston (restricted)
 April 15: G Milford Brown, Houston (restricted)
 April 18: KR Reggie Swinton, Detroit
 May 3: LB Zeke Moreno, San Diego
 May 13: T Victor Riley, New Orleans
 May 18: TE Marcellus Rivers, N.Y. Giants
 June 8: WR Kevin Kasper, New England

Players Lost:

March 10: FS Marlon McCree, Carolina
 March 31: CB Kenny Wright, Jacksonville
 June 7: T Marcus Spears, Cleveland

2006

Players Signed:

March 11: FB Jameel Cook, Tampa Bay
 March 12: QB Sage Rosenfels, Miami; DE Anthony Weaver, Baltimore
 March 14: CB Chris McKenzie, Houston; P Filip Filipovic, Philadelphia
 March 19: WR Kevin Walter, Cincinnati (restricted)
 March 21: TE Jeb Putzier, Denver
 March 23: LB Shantee Orr, Houston; LB Frank Chamberlin, Houston; LB DaShon Polk, Houston; SS Ramon Walker, Houston
 March 24: LB Sam Cowart, Minnesota; C Mike Flanagan, Green Bay; LB Troy Evans, Houston
 March 27: DE N.D. Kalu, Philadelphia
 March 31: G David Loveorn, Detroit
 April 4: LB Wali Rainer, Detroit; WR Jake Schifino, New England
 April 10: TE Ben Steele; WR Chris Doering; FS Michael Stone, New England
 April 26: T Brad Bedell, Green Bay
 April 27: T Seth Wand, Houston (restricted)
 May 8: RB Antowain Smith, New Orleans; T Ephraim Salaam, Jacksonville

Players Lost:

March 13: CB Jason Bell, N.Y. Giants; WR Corey Bradford, Detroit
 March 16: WR Jabar Gaffney, Philadelphia
 March 24: G Tyson Walter, Washington
 May 6: RB Tony Hollings, Chicago
 May 10: TE Marcellus Rivers, Oakland

2007

Players Signed:

March 5: RB Ahman Green, Green Bay;
 DB Roc Alexander, Houston; DE N.D. Kalu, Houston; T Ephraim Salaam, Houston
 March 7: LB Danny Clark, New Orleans
 March 8: P Chad Stanley, Houston
 March 9: T Jordan Black, Kansas City
 March 12: TE Mark Bruener, Houston
 March 15: DT Jeff Zgonina, Miami
 March 21: LB Shawn Barber, Philadelphia
 March 23: RB Ron Dayne, Houston
 March 26: FB Vonta Leach, Houston
 April 3: CB Von Hutchins, Houston
 April 5: CB Jamar Fletcher, Detroit
 April 12: WR André Davis, Buffalo



TEXANS FREE AGENCY HISTORY

April 20: LB Shantee Orr, Houston
 April 23: LB Charlie Anderson, Houston
 April 27: SS Glenn Earl, Houston

Players Lost:

March 3: DE Antwan Peek, Cleveland
 March 7: CB Lewis Sanders, Atlanta
 April 6: QB David Carr, Carolina
 April 10: LB Troy Evans, New Orleans
 April 13: SS Michael Stone, N.Y. Giants

2008

Players Signed:

March 1: WR André Davis, Houston; CB Jacques Reeves, Dallas
 March 3: LB Kevin Bentley, Seattle
 March 7: SS Glenn Earl, Houston
 March 10: TE Mark Bruener, Houston
 March 14: LB Shaun Thompson, Cleveland
 March 20: RB Chris Brown, Tennessee; S Will Demps, Houston; DT N.D. Kalu, Houston
 March 24: QB Quinn Gray, Jacksonville; P Matt Turk, Houston
 March 27: RB Chris Taylor, Houston; WR Harry Williams, Houston; CB Nick Ferguson, Denver
 April 26: TE Joel Dreessen, Houston
 May 10: G Fred Weary, Houston
 May 19: CB Jimmy Williams, San Francisco; TE Ryan Krause, Green Bay
 May 22: WR Tim Carter, Cleveland; WR Mark Simmons, San Diego
 June 16: DE Roosevelt Colvin, New England

Players Lost:

March 1: LB Charlie Anderson, Miami
 March 2: S Von Hutchins, Atlanta
 March 4: TE Jeb Putzier, Seattle
 March 13: LB Danny Clark, N.Y. Giants
 March 20: S Michael Boulware, Minnesota
 April 4: WR/KR Jerome Mathis, Washington

2009

Players Signed:

Feb. 27: DE Stanley McClover, Houston; C Chris White, Houston; FS Eugene Wilson, Houston
 March 1: DE Antonio Smith, Arizona; QB Dan Orlovsky, Detroit
 March 4: TE Joel Dreessen, Houston
 March 12: S Nick Ferguson, Houston
 March 13: WR David Anderson, Houston
 March 30: DT Shaun Cody, Detroit
 April 6: LB Cato June, Tampa Bay
 April 7: T Rashad Butler, Houston; LB Buster Davis, Indianapolis

Players Lost:

March 4: SS C.C. Brown, N.Y. Giants
 April 2: CB DeMarcus Faggins, Tennessee

2010

Players Signed:

Jan. 11: QB John David Booty, Minnesota
 March 8: P Matt Turk, Houston; WR Kevin Walter, Houston
 March 16: G Wade Smith, Kansas City
 March 26: DE Tim Bulman, Houston
 March 31: LB DeMeco Ryans, Houston
 April 2: SS Bernard Pollard, Houston
 April 6: RB Ryan Moats, Houston
 April 7: K Neil Rackers, Arizona
 April 14: T Rashad Butler, Houston; C Chris White, Houston
 April 26: TE Michael Gaines, Cleveland
 April 29: LS Jon Weeks

May 12: LB Danny Clark, N.Y. Giants
 June 11: TE Owen Daniels, Houston
 June 16: TE Derek Fine, Buffalo
 June 17: FB Justin Griffith, Seattle; WR Bobby Williams, Minnesota

Players Lost:

March 5: CB Dunta Robinson, Atlanta
 March 17: QB Rex Grossman, Washington

2011

Players Signed:

July 29: G Mike Brisiel, Houston (restricted); DE Tim Bulman, Houston; T Rashad Butler, Houston; RB Arian Foster, Houston; WR Jacoby Jones, Houston; CB Johnathan Joseph, Cincinnati; QB Matt Leinart, Houston; DE Damione Lewis, Houston; FS Daniel Manning, Chicago; G Kasey Studdard, Houston
 August 2: P Brad Maynard, Chicago
 August 3: FB Lawrence Vickers, Cleveland
 August 7: ILB Tim Dobbins, Miami

Players Lost:

July 30: LB Zac Diles, St. Louis
 July 31: FB Vonta Leach, Baltimore; P Matt Turk, Jacksonville
 August 4: S Bernard Pollard, Baltimore
 August 5: DE Mark Anderson, New England
 August 24: LB Kevin Bentley, San Diego

2012

Players Signed:

March 17: C Chris Myers, Houston
 March 30: P Donnie Jones, St. Louis
 April 5: S Quintin Demps, Houston
 April 13: ILB Tim Dobbins, Houston; ILB Bradie James, Dallas
 May 8: K Shayne Graham, Baltimore
 May 11: QB John Beck, Washington
 June 4: CB Alan Ball, Dallas; RB Justin Forsett, Seattle
 June 14: FB Moran Norris, San Francisco

Players Lost:

March 15: OLB Mario Williams, Buffalo
 March 16: G Mike Brisiel, Oakland
 March 19: CB Jason Allen, Cincinnati
 March 23: TE Joel Dreessen, Denver
 April 30: K Neil Rackers, Washington

2013

Players Signed:

March 15: Andrew Gardner, Houston
 March 20: CB Brice McCain, Houston
 March 22: S Ed Reed, Baltimore
 March 23: P Shane Lechler, Oakland
 March 27: FB Greg Jones, Jacksonville
 April 8: T Ryan Harris, Houston
 April 12: ILB Tim Dobbins, Houston
 May 15: C Tyler Horn, Tennessee; RB Deji Karim, Indianapolis

Players Lost:

March 12: TE James Casey, Philadelphia
 March 13: S Glover Quin, Detroit
 March 14: OLB Connor Barwin, Philadelphia
 March 15: CB Alan Ball, Jacksonville; RB Justin Forsett, Jacksonville
 March 25: P Donnie Jones, Philadelphia
 April 15: K Shayne Graham, Cleveland
 May 8: T Rashad Butler, Cleveland



TEXANS IN PRIME TIME

The Texans have appeared in 16 prime time games (including Thanksgiving) and have posted a record of 5-11.

Year	Date	Opponent	Network	Result	Attendance
2002	Sunday, Sept. 8	Dallas	ESPN	W, 19-10	69,604
2004	Sunday, Nov. 21	Green Bay	ESPN	L, 16-13	70,769
2005	Sunday, Oct. 16	at Seattle	ESPN	L, 42-10	66,196
2005	Sunday, Nov. 20	Kansas City	ESPN	L, 45-17	70,481
2007	Thursday, Dec. 13	Denver	NFL Network	W, 31-13	70,747
2008	Monday, Dec. 1	Jacksonville	ESPN	W, 30-17	70,809
2009	Monday, Nov. 23	Tennessee	ESPN	L, 20-17	71,153
2010	Monday, Nov. 1	at Indianapolis	ESPN	L, 30-17	66,363
2010	Thursday, Dec. 1	at Philadelphia	NFL Network	L, 34-24	69,144
2010	Monday, Dec. 13	Baltimore	ESPN	L, 34-28	71,413
2011	Thursday, Dec. 22	at Indianapolis	NFL Network	L, 19-16	64,159
2012	Monday, Oct. 8	at N.Y. Jets	ESPN	W, 23-17	79,088
2012	Sunday, Oct. 14	Green Bay	NBC	L, 42-24	71,702
2012	Sunday, Nov. 11	Chicago	NBC	W, 13-6	62,410
2012	Thursday, Nov. 22	at Detroit	CBS	W, 34-31 (OT)	64,827
2012	Monday, Dec. 10	at New England	ESPN	L, 42-14	69,756

TEXANS IN OVERTIME

November 23, 2003 at Reliant Stadium

New England	23
Houston	20

Game winner- K Adam Viniteri's 28-yard FG

October 10, 2004 at Reliant Stadium

Minnesota	34
Houston	28

Game winner- WR Marcus Robinson's 50-yard TD reception

November 27, 2005 at Reliant Stadium

St. Louis	33
Houston	27

Game winner- WR Kevin Curtis' 56-yard TD reception



Andre Johnson's 48-yard touchdown catch in overtime vs. Jacksonville on Nov. 18, 2013 sealed the first of back-to-back overtime wins in Weeks 11 and 12. Shayne Graham kicked a 32-yard field goal four days later on Thanksgiving Day to clinch the win against Detroit at Ford Field.



January 1, 2006 at Monster Park

San Francisco	20
Houston	17

Game winner- K Joe Nedney's 33-yard FG

December 10, 2006 at Reliant Stadium

Tennessee	26
Houston	20

Game winner- QB Vince Young's 39-yard TD run

September 28, 2008 at Jacksonville Municipal Stadium

Jacksonville	30
Houston	27

Game winner- K Josh Scobee's 37-yard FG

September 19, 2010 at FedEx Field

Houston	30
Washington	27

Game winner- K Neil Rackers' 35-yard FG

December 13, 2010 at Reliant Stadium

Baltimore	34
Houston	28

Game winner- Josh Wilson's 12-yard INT return for touchdown

November 18, 2012 at Reliant Stadium

Jacksonville	37
Houston	43

Game winner- Andre Johnson's 48-yard TD reception

November 22, 2012 at Ford Field

Houston	34
Detroit	31

Game winner- Shayne Graham's 32-yard FG

TEXANS HONORS

Associated Press Defensive Player of the Year

2012: DE J.J. Watt

Associated Press All-Pro First Team

2005: KR Jerome Mathis

2008: WR Andre Johnson

2009: WR Andre Johnson

2010: RB Arian Foster

FB Vonta Leach

2012: LT Duane Brown

DE J.J. Watt

Associated Press All-Pro Second Team

2007: LB DeMeco Ryans

DE Mario Williams

2011: LT Duane Brown

ILB Brian Cushing

RB Arian Foster

CB Johnathan Joseph

2012: WR Andre Johnson

Associated Press Rookie of the Year

2006: LB DeMeco Ryans (Defensive)

2009: LB Brian Cushing (Defensive)

NFL Pro Bowl

2003

CB Aaron Glenn (3rd overall selection)

DE Gary Walker (2nd overall selection)

2005

WR Andre Johnson (1st selection)

2006

WR Jerome Mathis (1st selection)

2007

WR Andre Johnson (2nd selection)

2008

LB DeMeco Ryans (1st selection)

2009

WR Andre Johnson (3rd selection)

DE Mario Williams (1st selection)

TE Owen Daniels (1st selection)

2010

LB Brian Cushing (1st selection)

WR Andre Johnson (4th selection)

LB DeMeco Ryans (2nd selection)

QB Matt Schaub (1st selection)

DE Mario Williams (2nd selection)

2011

RB Arian Foster (1st selection)

WR Andre Johnson (5th selection)

FB Vonta Leach (1st selection)

2011

RB Arian Foster (2nd selection)

CB Johnathan Joseph (1st selection)

C Chris Myers (1st selection)

DE Antonio Smith (1st selection)

2012

LT Duane Brown (1st selection)

TE Owen Daniels (2nd selection)

RB Arian Foster (3rd selection)

WR Andre Johnson (6th selection)

CB Johnathan Joseph (2nd selection)

C Chris Myers (2nd selection)

QB Matt Schaub (2nd selection)

LG Wade Smith (1st selection)

DE J.J. Watt (1st selection)

NFL Pro Bowl Most Valuable Player

2010: QB Matt Schaub

Kansas City 101 AFC Coach of the Year

2011: Gary Kubiak

Kansas City 101 AFC Defensive Player of the Year

2012: DE J.J. Watt

Associated Press

NFL Player of the Week

2007: DE Mario Williams (Sept. 9)

K Kris Brown (Oct. 7)

2008: WR Andre Johnson (Oct. 26)

AFC Player of the Month

2002

P Chad Stanley (Special Teams, Sept.)

2003

CB Marcus Coleman (Defense, Sept.)

2008

WR Andre Johnson (Offense, Oct.)

2010

RB Arian Foster (Offense, Sept.)

2011

RB Arian Foster (Offense, Oct.)

OLB Connor Barwin (Defense, Nov.)

2012

DE J.J. Watt (Defense, Sept.)

WR Andre Johnson (Offense, Nov.)

DE J.J. Watt (Defense, Dec.)

NFL Player of the Month

2007

WR/KR André Davis (Special Teams, Dec.)

AFC Player of the Week

2002

CB Aaron Glenn (Defense, Dec. 8)

WR Avion Black (Special Teams, Dec. 15)

2003

P Chad Stanley (Special Teams, Nov. 2)

2004

K Kris Brown (Special Teams, Sept. 26)

2005

WR Jerome Mathis (Special Teams, Oct. 30)

2006

WR Andre Johnson (Offense, Oct. 1)

LB DeMeco Ryans (Defense, Dec. 3)

K Kris Brown (Special Teams, Dec. 24)

2007

DE Mario Williams (Defense, Sept. 9)

K Kris Brown (Special Teams, Oct. 7)

WR André Davis (Special Teams, Dec. 9)

DE Mario Williams (Defense, Dec. 13)

2008

WR Jacoby Jones (Special Teams, Oct. 12)

WR Jacoby Jones (Special Teams, Oct. 26)

QB Matt Schaub (Offense, Dec. 7)

RB Steve Slaton (Offense, Dec. 1)

2009

QB Matt Schaub (Offense, Sept. 20)

WR Jacoby Jones (Special Teams, Oct. 4)

LB Brian Cushing (Defense, Oct. 18)

LB Brian Cushing (Defense, Nov. 1)

2010

RB Arian Foster (Offense, Sept. 15)

WR Andre Johnson (Offense, Sept. 22)

QB Matt Schaub (Offense, Oct. 20)

CB Glover Quin (Defense, Dec. 1)

2011

RB Arian Foster (Offense, Oct. 5 and Oct. 26)

2012

DE J.J. Watt (Defense, Sept. 19)

QB Matt Schaub (Offense, Nov. 21)

DE J.J. Watt (Defense, Dec. 19)

NFL Rookie of the Week

2003

WR Andre Johnson (Sept. 28)

RB Domanick Williams (Oct. 19)

RB Domanick Williams (Oct. 26)

RB Domanick Williams (Nov. 2)

RB Domanick Williams (Nov. 9)

WR Andre Johnson (Nov. 16)

RB Domanick Williams (Nov. 30)

2011

QB T.J. Yates (Dec. 13)

NFL Rookie of the Month

2003: RB Domanick Williams (Oct.)

2006: LB DeMeco Ryans (Dec.)

2007: DT Amobi Okoye (Sept.)

2008: RB Steve Slaton (Dec.)

2009: LB Brian Cushing (Nov.)

LB Brian Cushing (Dec.)

NFL Rookie of the Year

2003: RB Domanick Williams

NFL Coach of the Week

2002: Dom Capers (Sept. 8)

2003: Dom Capers (Sept. 28)

NFL Alumni Player of the Year

2005: KR Jerome Mathis (Kick Returner)

2006: WR Andre Johnson (Wide Receiver)

2007: DE Mario Williams (Defensive Line-man)

2008: WR Andre Johnson (Wide Receiver)

2009: WR Andre Johnson (Wide Receiver)

NFL Players Association

Rookie of the Week

2008: RB Steve Slaton (Oct. 5)

College & Pro Football News Weekly

All-Pro

2002: CB Aaron Glenn

ESPN.com All-Pro

2003: P Chad Stanley

2008: WR Andre Johnson

ESPN.com All-Rookie

2004: CB Dunta Robinson

FedEx Air Player of the Week

2010: QB Matt Schaub (Week 2)

2012: QB Matt Schaub (Week 11)



TEXANS HONORS

FedEx Ground Player of the Week

2010: RB Arian Foster (Week 1)
RB Arian Foster (Week 17)

Madden Most Valuable Protectors

2011: Week 7 (LT Duane Brown, LG Wade Smith, C Chris Myers, RG Mike Brisiel, RT Eric Winston)
2012: Week 4 (LT Duane Brown, LG Wade Smith, C Chris Myers, RG Antoine Caldwell, RT Derek Newton)
2012: Week 13 (LT Duane Brown, LG Wade Smith, C Chris Myers, RG Ben Jones, RT Ryan Harris)

Football Digest All-Pro

2002: CB Aaron Glenn (second team)
2004: WR Andre Johnson (second team)

KFFL All-Rookie Team

2003: RB Domanick Williams
WR Andre Johnson

Mickey Herskowitz Award

2004: QB David Carr
2005: CB Dunta Robinson
2006: DE N.D. Kalu
2007: LT Ephraim Salaam
2008: WR Andre Johnson

Pro Football Weekly/PFWA Defensive Most Valuable Player

2012: DE J.J. Watt

Pro Football Weekly/PFWA All-NFL

2005: KR Jerome Mathis
2008: WR Andre Johnson
2009: WR Andre Johnson
LB Brian Cushing
2011: CB Johnathan Joseph
2012: LT Duane Brown
DE J.J. Watt

Pro Football Weekly All-AFC

2002: CB Aaron Glenn
DE Gary Walker
2005: KR Jerome Mathis
2011: LT Duane Brown
ILB Brian Cushing
CB Johnathan Joseph

Pro Football Weekly All-Rookie

2002: QB David Carr
2003: RB Domanick Davis
WR Andre Johnson
2005: KR Jerome Mathis
2006: TE Owen Daniels
LB DeMeco Ryans
2007: DT Amobi Okoye
2008: LB Xavier Adibi
2009: LB Brian Cushing
2011: DE J.J. Watt

Pro Football Weekly Most Improved

2010: RB Arian Foster

Pro Football Weekly Rookie of the Year

2004: CB Dunta Robinson (Defense)
2006: LB DeMeco Ryans (Defense)
2009: LB Brian Cushing (Defense)

Sports Illustrated All-Pro Team

2005: KR Jerome Mathis
2008: WR Andre Johnson
2011: RT Eric Winston

SI.com Coordinator of the Year

2011: Wade Phillips, Defensive Coordinator

The Sporting News All-Rookie Team

2008: LB Xavier Adibi
2009: LB Brian Cushing

The Sporting News All-Pro

2002: CB Aaron Glenn
2005: KR Jerome Mathis
2008: DE Mario Williams
WR Andre Johnson
2009: WR Andre Johnson
2010: RB Arian Foster
WR Andre Johnson

The Sporting News Coordinator of the Year

2011: Wade Phillips, Defensive Coordinator

CNN's Peter King's Player of the Week

2008: QB Matt Schaub (Offense, Dec. 7)
WR Jacoby Jones (Special Teams, Oct. 26)
WR Andre Johnson (Offense, Dec. 14)

ESPN ESPY'S

2011: RB Arian Foster (Strongest Performance)

Touchdown Club Player of the Year

2004: WR Andre Johnson
2005: RB Domanick Davis
2006: WR Andre Johnson
2007: LB DeMeco Ryans
2008: WR Andre Johnson

USA Today All-Joe Team

2002: DT Seth Payne
2003: T Chester Pitts
DE Corey Sears
2004: G Chester Pitts
P Chad Stanley
2005: RB Jonathan Wells

2006: DE Anthony Weaver
2007: LB Morlon Greenwood
CB Von Hutchinson
T Eric Winston
2008: FB Vonta Leach
CB Antwaun Molden
WR Kevin Walter
G Mike Brisiel
2009: SS Bernard Pollard
2011: RG Mike Brisiel
OLB Connor Mawhin
LT Duane Brown
RB Ben Tate
DE J.J. Watt
2012: OLB Bryan Braman
FB James Casey

Houston Texans MVP

2005: RB Domanick Williams
2006: WR Andre Johnson
2007: LB DeMeco Ryans
2008: WR Andre Johnson
2009: WR Andre Johnson
2010: RB Arian Foster
WR Andre Johnson
2011: ILB Brian Cushing
2012: DE J.J. Watt

Houston Texans Rookie of the Year

2004: CB Dunta Robinson
2005: WR Jerome Mathis
2006: LB DeMeco Ryans
2007: CB Fred Bennett
2008: RB Steve Slaton
2009: LB Brian Cushing
2010: DT Earl Mitchell
2011: DE J.J. Watt
2012: G Ben Jones

Mark Bruener Award

2004: DT Seth Payne
2005: TE Mark Bruener
2006: TE Mark Bruener
2007: TE Mark Bruener
2008: TE Mark Bruener
2009: LB DeMeco Ryans
2011: LB DeMeco Ryans
2012: C Chris Myers
* Known as the Spirit of the Bull Award prior to 2009.

Ed Block Courage Award

2002: CB Jason Bell
2003: CB Aaron Glenn
2004: DT Seth Payne
2005: WR Jabar Gaffney
2006: LB Kailee Wong
2007: DE Anthony Weaver
2008: WR Harry Williams
2009: LB Zac Diles
2010: TE Joel Dreessen
2011: LB DeMeco Ryans
2012: QB Matt Schaub



TEXANS DRAFT HISTORY

2002

Rd	Pick	Player	College	Pos.
1	1	David Carr	Fresno State	QB
2	33	Jabar Gaffney	Florida	WR
2	50	Chester Pitts	San Diego State	T
3	66	Fred Weary	Tennessee	G
3	83	Charles Hill	Maryland	DT
4	99	Jonathan Wells	Ohio State	RB
5	136	Jarrold Baxter	New Mexico	FB
5	153	Ramon Walker	Pittsburgh	FS
6	173	DeMarcus Faggins	Kansas State	CB
6	190	Howard Green	LSU	DT
7	229	Greg White	Minnesota	LB
7	261	Ahmad Miller	UNLV	DT
Supplemental Draft				
6		Milford Brown	Florida State	G

2003

Rd	Pick	Player	College	Pos.
1	3	Andre Johnson	Miami	WR
2	41	*Bennie Joppru	Michigan	TE
3	67	Antwan Peek	Cincinnati	LB
3	75	Seth Wand	NW Missouri St.	T
3	88	Dave Ragone	Louisville	QB
4	104	Domanick Davis	LSU	RB
6	192	Drew Henson	Michigan	QB
6	214	Keith Wright	Missouri	DT
7	217	Curry Burns	Louisville	SS
7	233	Chance Pearce	Texas A&M	LS
Supplemental Draft				
2		Tony Hollings	Georgia Tech	RB

2004

Rd	Pick	Player	College	Pos.
1	10	Dunta Robinson	South Carolina	CB
1	27	Jason Babin	Western Michigan	LB
4	122	Glenn Earl	Notre Dame	SS
6	170	Vontez Duff	Notre Dame	CB
6	175	Jammal Lord	Nebraska	FS
6	200	Charlie Anderson	Mississippi	LB
7	210	Raheem Orr	Rutgers	LB
7	211	Sloan Thomas	Texas	WR
7	248	B.J. Symons	Texas Tech	QB

2005

Rd	Pick	Player	College	Pos.
1	16	Travis Johnson	Florida State	DT
3	73	Vernand Morency	Oklahoma State	RB
4	114	Jerome Mathis	Hampton	WR
5	151	Drew Hodgdon	Arizona State	C
6	188	C.C. Brown	La.-Lafayette	SS
7	227	Kenneth Pettway	Grambling State	LB

2006

Rd	Pick	Player	College	Pos.
1	1	Mario Williams	North Carolina St.	DE
2	33	DeMeco Ryans	Alabama	LB
3	65	Charles Spencer	Pittsburgh	T
3	66	Eric Winston	Miami	T
4	98	Owen Daniels	Wisconsin	TE
6	170	Wali Lundy	Virginia	RB
7	251	David Anderson	Colorado State	WR

2007

Rd	Pick	Player	College	Pos.
1	10	Amobi Okoye	Louisville	DT
3	73	Jacoby Jones	Lane College	WR
4	123	Fred Bennett	South Carolina	CB
5	144	*Brandon Harrison	Stanford	S
5	163	Brandon Frye	Virginia Tech	T
6	183	Kasey Studdard	Texas	G
7	218	Zac Diles	Kansas State	LB

2008

Rd	Pick	Player	College	Pos.
1	26	Duane Brown	Virginia Tech	T
3	79	Antwaun Molden	Eastern Kentucky	CB
3	89	Steve Slaton	West Virginia	RB
4	118	Xavier Adibi	Virginia Tech	LB
5	151	Frank Okam	Texas	DT
6	173	Dominique Barber	Minnesota	S
7	223	Alex Brink	Washington State	QB

2009

Rd	Pick	Player	College	Pos.
1	15	Brian Cushing	USC	LB
2	46	Connor Barwin	Cincinnati	DE
3	77	Antoine Caldwell	Alabama	C
4	112	Glover Quin	New Mexico	CB
4	122	Anthony Hill	North Carolina St.	TE
5	152	James Casey	Rice	TE
6	188	Brice McCain	Utah	CB
7	223	*Troy Nolan	Arizona State	S

2010

Rd	Pick	Player	College	Pos.
1	20	Kareem Jackson	Alabama	CB
2	58	*Ben Tate	Auburn	RB
3	81	Earl Mitchell	Arizona	DT
4	102	Darryl Sharpton	Miami	LB
4	118	Garrett Graham	Wisconsin	TE
5	144	Sherrick McManis	Northwestern	CB
6	187	Shelley Smith	Colorado State	G
6	197	*Trindon Holliday	LSU	WR
7	227	Dorin Dickerson	Pittsburgh	WR

2011

Rd	Pick	Player	College	Pos.
1	11	J.J. Watt	Wisconsin	DE
2	42	Brooks Reed	Arizona	OLB
2	60	Brandon Harris	Miami	CB
4	127	Roc Carmichael	Virginia Tech	CB
5	144	Shiloh Keo	Idaho	S
5	152	T.J. Yates	North Carolina	QB
7	214	Derek Newton	Arkansas State	T
7	254	Cheta Ozougwu	Rice	OLB

2012

Rd	Pick	Player	College	Pos.
1	26	Whitney Mercilus	Illinois	OLB
3	68	DeVier Posey	Ohio State	WR
3	76	Brandon Brooks	Miami (Ohio)	G
4	99	Ben Jones	Georgia	C
4	121	Keshawn Martin	Michigan State	WR
4	126	Jared Crick	Nebraska	DE
5	161	*Randy Bullock	Texas A&M	K
6	195	Nick Mondek	Purdue	T

2013

Rd	Pick	Player	College	Pos.
1	27	DeAndre Hopkins	Clemson	WR
2	58	D.J. Swearinger	South Carolina	SS
3	89	Brennan Williams	North Carolina	T
3	95	Sam Montgomery	LSU	OLB
4	124	Trevarro Williams	Connecticut	OLB
6	176	David Quessenberry	San Jose State	T
6	195	Alan Bonner	Jacksonville State	WR
6	198	Ryan Griffin	Connecticut	TE

Bold indicates made active roster that season

* Indicates placed on injured reserve



2002 FINAL STATISTICS (4-12)

Date	W/L	Score	Opponent	Attendance	RUSHING	No.	Yds	Avg	Long	TD
9/8	W	19-10	Dallas	69,604*	Wells	197	529	2.7	37	3
9/15	L	3-24	at San Diego	56,098	Allen	155	519	3.3	32	0
9/22	L	3-23	Indianapolis	69,204*	Carr	59	282	4.8	20	3
9/29	L	17-35	at Philadelphia	64,867*	Baxter	7	14	2.0	6	0
10/13	L	24-31	Buffalo	70,120*	J. Lewis	3	8	2.7	5	0
10/20	L	17-34	at Cleveland	73,248*	Stanley	1	6	6.0	6	0
10/27	W	21-19	at Jacksonville	53,721	Bradford	2	-11	-5.5	0	0
11/3	L	3-38	Cincinnati	69,827*	TEXANS	424	1,347	3.2	37	6
11/10	L	10-17	at Tennessee	68,804*	OPPONENTS	509	2,089	4.1	70	14
11/17	L	21-24	Jacksonville	69,711*						
11/24	W	16-14	N.Y. Giants	70,054*	RECEIVING	No.	Yds	Avg	Long	TD
12/1	L	3-19	at Indianapolis	56,820*	B. Miller	51	613	12.0	42	3
12/08	W	24-6	at Pittsburgh	58,551*	Allen	47	302	6.4	21	0
12/15	L	19-23	Baltimore	70,108*	Bradford	45	697	15.5	81	6
12/22	L	10-26	at Washington	70,291	Gaffney	41	483	11.8	27	1
12/29	L	3-13	Tennessee	70,694*	Dawson	21	286	13.6	28	0

*Sellouts

TEAM STATISTICS

	Texans	Opponents		No.	Yds	Avg	Long	TD
TOTAL FIRST DOWNS	208	291						
Rushing	59	116						
Passing	119	155						
Penalty	30	20						
3rd Down: Made / Att.	59/229	83/234						
3rd Down Pct.	25.8	35.5						
4th Down: Made / Att.	5/14	6/12						
4th Down Pct.	35.7	50.0						
TIME OF POSSESSION	28:06	31:54						
TOTAL NET YARDS	3,572	5,230						
Avg. Per Game	223.3	326.9						
Total Plays	947	1,056						
Avg. Per Play	3.8	5.0						
NET YARDS RUSHING	1,347	2,089						
Avg. Per Game	84.2	130.6						
Total Rushes	424	509						
Avg. Per Play	3.2	4.1						
NET YARDS PASSING	2,225	3,141						
Avg. Per Game	139.1	196.3						
Sacked / Yards Lost	76/411	35/237						
Gross Yards	2,636	3,378						
Att. / Completions	447/235	512/281						
Completion Pct.	52.6	54.9						
Had Intercepted	15	10						
PUNTS / AVERAGE	116/40.7	98/39.7						
NET PUNTING AVG.	116/36.8	98/33.1						
PENALTIES / YARDS	136/1,011	102/955						
FUMBLES / BALL LOST	34/14	23/11						
TOUCHDOWNS	22	40						
Rushing	6	14						
Passing	11	23						
Returns	5	3						

SCORE BY PERIODS

	1	2	3	4	OT	Total
TEXANS	37	56	51	69	0	213
OPPONENTS	74	114	66	102	0	356

SCORING

	TD	Ru	Pa	Rt	PAT	FG	SAF	TP
K. Brown	0	0	0	0	20/20	17/24	0	71
Bradford	6	0	6	0	0/0	0/0	0	36
Carr	3	3	0	0	0/0	0/0	0	18
Miller	3	0	3	0	0/0	0/0	0	18
Wells	3	3	0	0	0/0	0/0	0	18
Glenn	2	0	0	2a	0/0	0/0	0	12
Gaffney	1	0	1	0	0/0	0/0	0	8
Baxter	1	0	1	0	0/0	0/0	0	6
Black	1	0	0	1c	0/0	0/0	0	6
Williams	1	0	0	1d	0/0	0/0	0	6
Wright	1	0	0	1b	0/0	0/0	0	6
Allen	0	0	0	0	0/0	0/0	0	2
McClain	0	0	0	0	0/0	0/0	1	2
Payne	0	0	0	0	0/0	0/0	1	2
TEXANS	22	6	11	5	20/20	17/24	3	213
OPPONENTS	40	14	23	3*	38/38	24/34	2	356

* - Fumble recovery by Raylee Johnson (9/15 at SD); Kickoff return by Andre Davis, 95 yards (10/20 at CLEV); Interception return by Artrell Hawkins, 102 yards (11/3 at HOU); a - Interception returns of 70 and 65 yards (12/8 at PIT); b - Fumble recovery of 40 yards (12/8 at PIT); c - Punt return of 76 yards (12/15 vs. BAL); d - Recovery of blocked punt (12/22 at WASH)

PASSING	Att	Comp	Yds	Cmp%	Yds/Att	TD	TD%	Int	Int%	Long	Sack/Lost	Rating
Carr	444	233	2,592	52.5	5.84	9	2.0	15	3.4	81	76/411	62.8
Allen	2	1	5	50.0	2.50	1	50.0	0	0.0	5t	0/0	95.8
Gaffney	1	1	39	100.0	39.00	1	100.0	0	0.0	39t	0/0	158.3
TEXANS	447	235	2,636	52.6	5.90	11	2.5	15	3.4	81	76/411	64.7
OPPONENTS	512	281	3,378	54.9	6.60	23	4.5	10	2.0	57t	35/237	82.1



2002 FINAL STATISTICS (4-12)

DEFENSIVE STATISTICS

Based on Coaches Film Review

TACKLES	Solo	Asst	Total	Sck-Yrds	QB Press	INT-Yards	Pass Def.	Forced Fumbles	Fumble Recovery
Foreman, Jay	110	83	193	0.0-0	3	0-0	4	1	0
Sharper, Jamie	91	87	178	5.5-27	8	0-0	5	2	3
Payne, Seth	57	90	147	1.0-4	11	0-0	0	0	0
Stevens, Matt	47	70	117	0.0-0	0	1-0	0	0	0
Walker, Gary	46	69	115	6.5-33	42	0-0	0	1	1
DeLoach, Jerry	30	73	103	1.0-10	11	0-0	0	0	0
Brown, Eric	52	43	95	0.5-3	1	2-7	7	1	0
Coleman, Marcus	56	34	90	0.0-0	0	1-0	30	0	2
Wong, Kailee	44	45	89	5.5-22	27	0-0	2	1	0
Glenn, Aaron	45	27	72	1.0-10	1	5-181	16	0	0
Posey, Jeff	43	28	71	8.0-77	22	1-0	1	2	0
Mitchell, Keith	25	23	48	1.0-7	4	0-0	0	1	0
Sears, Corey	12	35	47	1.0-9	7	0-0	0	0	0
Wright, Kenny	24	10	34	1.0-13	3	0-0	9	0	1
Williams, Kevin	13	9	22	0.0-0	0	0-0	0	0	0
Simmons, Jason	9	5	14	1.0-10	4	0-0	2	0	1
Walker, Ramon	2	3	5	0.0-0	0	0-0	0	0	0
Carter, Chris	1	3	4	1.0-9	0	0-0	0	0	0
Hill, Charles	0	3	3	0.0-0	0	0-0	0	0	0
Dennis, Pat	0	1	1	0.0-0	0	0-0	0	0	0
Flowers, Erik	1	0	1	0.0-0	0	0-0	1	0	0
Bell, Jason	0	0	0	0.0-0	0	0-0	2	0	0
McClain, Jimmy	0	0	0	0.0-0	0	0-0	0	0	0
TEAM	0	0	0	1.0-3	0	0-0	0	0	0
Total	708	741	1,449	35.0-237	144	10-188	79	9	8

SPECIAL TEAMS STATISTICS

SPECIAL TEAMS	Solo	Asst	Total	Blocks Punt	Forced Fumbles	Fumble Recovery
Bell, Jason	14	2	16	0	0	1
Evans, Troy	10	4	14	0	0	1
Simmons, Jason	2	2	4	0	1	0
Carter, Chris	9	3	12	0	0	0
Foreman, Jay	9	1	10	0	0	0
Murphy, Frank	8	1	9	0	0	0
Walker, Ramon	7	2	9	0	1	0
McClain, Jimmy	4	4	8	1	0	0
Wright, Kenny	5	3	8	0	0	0
Williams, Kevin	7	0	7	0	0	0
Flowers, Erik	5	1	6	0	0	0
Norris, Moran	2	4	6	0	0	0
Posey, Jeff	6	0	6	0	0	0
Brown, Eric	2	3	5	0	0	0
Dennis, Pat	3	2	5	0	0	0
Lamar, Jason	4	1	5	0	0	0
McDermott, Sean	3	2	5	0	0	0
Coleman, Marcus	2	0	2	0	0	0
Dawson, JuJuan	2	0	2	0	0	0
Allen, James	1	0	1	0	0	0
Black, Avion	1	0	1	0	0	0
Bradford, Corey	1	0	1	0	0	0
Miller, Billy	1	0	1	0	0	1
Stanley, Chad	1	0	1	0	0	0
Stevens, Matt	1	0	1	0	0	0
Total	110	35	155	1	2	3



2003 FINAL STATISTICS (5-11)

Date	W/L	Score	Opponent	Attendance	RUSHING	No.	Yds	Avg	Long	TD
9/07	W	21-20	at Miami	73,010*	Davis	238	1,031	4.3	51	8
9/14	L	10-31	at New Orleans	68,390*	Mack	93	253	2.7	13	4
9/21	L	14-42	Kansas City	70,487*	Carr	27	151	5.6	36	2
9/28	W	24-20	Jacksonville	70,041*	Hollings	38	102	2.7	17	0
10/12	L	17-38	at Tennessee	68,809*	Ragone	6	51	8.5	14	0
10/19	L	14-19	N.Y. Jets	70,623*	Banks	6	27	4.5	13	0
10/26	L	21-30	at Indianapolis	56,132*	Wells	5	14	2.8	10	0
11/02	W	14-10	Carolina	70,052*	Gaffney	1	13	13.0	13	0
11/09	L	27-34	at Cincinnati	50,437	Stanley	1	12	12.0	12	0
11/16	W	12-10	at Buffalo	72,677*	Simmons	1	7	7.0	7	0
11/23	L	20-23 OT	New England	70,719*	Johnson	5	-10	-2.0	11	0
11/30	W	17-13	Atlanta	70,388*	TEXANS	421	1,651	3.9	51	14
12/07	L	0-27	at Jacksonville	43,363	OPPONENTS	533	2,370	4.4	64	15
12/14	L	3-16	at Tampa Bay	65,124*						
12/21	L	24-27	Tennessee	70,758*	RECEIVING	No.	Yds	Avg	Long	TD
12/28	L	17-20	Indianapolis	70,680*	Johnson	66	976	14.8	46t	4

*Sellouts

TEAM STATISTICS

	Texans	Opponents		No.	Yds	Avg	Long	TD
TOTAL FIRST DOWNS	237	336						
Rushing	86	130						
Passing	127	179						
Penalty	24	27						
3rd Down: Made / Att.	63/204	89/222						
3rd Down Pct.	30.9	40.1						
4th Down: Made / Att.	9/14	10/14						
4th Down Pct.	64.3	71.4						
TIME OF POSSESSION	27:39	32:21						
TOTAL NET YARDS	4,306	6,082						
Avg. Per Game	269.1	380.1						
Total Plays	896	1,054						
Avg. Per Play	4.8	5.8						
NET YARDS RUSHING	1,651	2,370						
Avg. Per Game	103.2	148.1						
Total Rushes	421	533						
Avg. Per Play	3.9	4.4						
NET YARDS PASSING	2,655	3,712						
Avg. Per Game	165.9	232.0						
Sacked / Yards Lost	36/186	19/123						
Gross Yards	2,841	3,835						
Att. / Completions	439/248	502/297						
Completion Pct.	56.5	59.2						
Had Intercepted	18	14						
PUNTS / AVERAGE	97/41.5	75/41.7						
NET PUNTING AVG.	36.7	35.8						
PENALTIES / YARDS	121/961	96/767						
FUMBLES / BALL LOST	18/9	18/8						
TOUCHDOWNS	29	42						
Rushing	14	15						
Passing	14	22						
Returns	1	5						

SCORE BY PERIODS

	1	2	3	4	OT	Total
TEXANS	23	87	84	61	0	255
OPPONENTS	64	115	73	125	3	380

SCORING

	TD	Ru	Pa	Rt	PAT	FG	SAF	TP
Brown	0	0	0	0	27/27	18/22	0	81
Davis	8	8	0	0	0/0	0/0	0	48
Bradford	4	0	4	0	0/0	0/0	0	24
Johnson	4	0	4	0	0/0	0/0	0	24
Mack	4	4	0	0	0/0	0/0	0	24
Miller	3	0	3	0	0/0	0/0	0	18
Carr	2	2	0	0	0/0	0/0	0	12
Gaffney	2	0	2	0	0/0	0/0	0	12
Armstrong	1	0	1	0	0/0	0/0	0	6
McCree	1	0	0*	1	0/0	0/0	0	6
TEXANS	29	14	14	1	27/27	18/22	0	255
OPPONENTS	42	15	22	5#	40/40	28/35	2	380

* McCree 95-yd int return, vs. TENN (12/21); # D.Rogers 40-yd int return, at NO (9/14); D.Hall 73-yd punt return, vs. KC (9/21); S.Harts 39-yd int return, vs. KC (9/21); A.Dyson 51-yd int return, at TEN (10/12); S.Rolle 61-yard fumble return, vs. TENN (12/21)

KICKOFF RETURNS

	No	Yds	Avg	Long	TD
Moses	58	1,355	23.4	70	0
Hollings	8	142	17.8	30	0
Norris	5	71	14.2	19	0
Davis	3	61	20.3	28	0
Vaughn	3	47	15.7	22	0
Wells	2	24	12.0	14	0
T.Martin	1	0	0.0	0	0
TEXANS	80	1,700	21.3	70	0
OPPONENTS	53	1,149	21.7	49	0

FIELD GOALS

	1-19	20-29	30-39	40-49	50+
K. Brown	1/1	3/3	8/8	5/6	1/4
TEXANS	1/1	3/3	8/8	5/6	1/4
OPPONENTS	0/0	13/14	10/12	5/9	0/0

K. Brown: (36G, 43N, 50G, 54N, 23G, 24G, 35G)(30G)() (48G, 50N) (29G) (45G, 33G) (41G, 34G) (19G, 31G) (40G, 52N) () (38G) (49G) (36G) (23G) () (39G) () (29G, 20G) (33G) (39G, 30G) (31G, 29G, 22G) (49N, 35G, 42G) (35G, 41N, 28G) (36G, 23G, 26G, 41B) (41G, 26G) (39G, 43G)

PASSING

	Att	Comp	Yds	Cmp%	Yds/Att	TD	TD%	Int	Int%	Long	Sack/Lost	Rating
Carr	295	167	2,013	56.6	6.82	9	3.1	13	4.4	78t	15/90	69.5
Banks	102	61	693	59.8	6.79	5	4.9	3	2.9	46t	13/57	84.3
Ragone	40	20	135	50.0	3.38	0	0.0	1	2.5	24	8/39	47.4
Gaffney	1	0	0	0.0	0.00	0	0.0	0	0.0	0	0/0	39.6
TEXANS	439	248	2,841	56.5	6.47	14	3.2	18	4.1	78t	36/186	69.7
OPPONENTS	502	297	3,835	59.2	7.64	22	4.4	14	2.8	84t	19/123	86.2



2003 FINAL STATISTICS (5-11)

DEFENSIVE STATISTICS

Based on Coaches Film Review

TACKLES	Solo	Asst	Total	Sck-Yrds	QB Press	INT-Yards	Pass Def.	Forced Fumbles	Fumble Recovery
Sharper, Jamie	117	78	195	4.0-19	3	0-0	2	3	0
Foreman, Jay	107	73	180	2.0-3	3	0-0	2	1	2
Brown, Eric	74	46	120	0.5-6	0	1-5	2	3	0
DeLoach, Jerry	43	66	109	0.0-0	9	0-0	2	0	0
Martin, Steve	46	46	92	1.0-6	13	0-0	3	0	0
Wong, Kailee	51	35	86	3.0-14	26	0-0	4	1	0
Coleman, Marcus	55	22	77	0.0-0	1	7-95	23	1	0
Sears, Corey	30	45	75	1.0-10	7	0-0	0	0	1
McCree, Marlon	31	28	59	0.0-0	0	1-95	3	0	0
Wright, Kenny	38	15	53	1.0-9	1	3--2	14	0	0
Ioane, Junior	21	31	52	0.5-2	9	0-0	0	0	0
Stevens, Matt	25	14	39	0.0-0	0	1-12	3	0	1
Foley, Steve	21	9	30	1.0-9	4	0-0	1	0	0
Glenn, Aaron	23	6	29	0.0-0	0	1-0	16	0	0
Clemons, Charlie	17	11	28	1.0-8	11	0-0	3	0	2
Peek, Antwan	20	8	28	1.0-12	5	0-0	3	0	0
Simmons, Jason	16	7	23	0.0-0	1	0-0	4	0	0
Walker, Gary	13	9	22	0.0-0	10	0-0	1	0	0
Martin, Terrance	6	11	17	0.0-0	2	0-0	0	0	0
Payne, Seth	6	5	11	1.0-7	1	0-0	0	0	0
Faggins, Demarcus	6	5	11	0.0-0	0	0-0	12	0	0
Orr, Shantee	6	3	9	2.0-18	3	0-0	0	0	1
Vaughn, Darrick	7	0	7	0.0-0	0	0-0	2	0	0
Slechta, Jeremy	2	4	6	0.0-0	0	0-0	0	0	0
Bell, Jason	1	0	1	0.0-0	0	0-0	1	0	0
Evans, Troy	1	0	1	0.0-0	0	0-0	0	0	0
Walker, Ramon	1	0	1	0.0-0	0	0-0	0	0	0
Total	784	577	1,361	19.0-117	109	14-205	101	9	7

SPECIAL TEAMS STATISTICS

SPECIAL TEAMS	Solo	Asst	Total	PAT	Blocks Punt	FG	Forced Fumbles	Fumble Recovery
Walker, Ramon	13	4	17	0	1	1	0	0
Bell, Jason	10	5	15	0	0	0	0	0
Evans, Troy	11	4	15	0	0	0	1	0
Simmons, Jason	10	4	14	0	0	0	0	0
Vaughn, Darrick	11	2	13	0	0	0	0	0
Wells, Jonathan	7	6	13	0	0	0	0	0
Norris, Moran	4	4	8	0	0	0	0	0
Wright, Kenny	5	2	7	0	0	0	0	0
McClain, Jimmy	3	3	6	0	0	0	0	0
Brown, Eric	5	1	6	0	0	1	0	0
Foley, Steve	5	0	5	0	0	0	0	0
Brown, Kris	4	0	4	0	0	0	0	0
Faggins, Demarcus	4	0	4	0	0	0	0	0
McCree, Marlon	2	1	3	0	0	0	1	0
Stevens, Matt	3	0	3	0	0	0	0	0
Carroll, Travis	0	3	3	0	0	0	0	0
Pittman, Bryan	2	1	3	0	0	0	0	0
Peek, Antwan	1	1	2	0	0	0	0	0
Orr, Shantee	1	1	2	0	0	0	0	1
Davis, Domanick	1	0	1	0	0	0	0	0
Bradford, Corey	1	0	1	0	0	0	0	0
Clemons, Charlie	1	0	1	0	0	0	0	0
Coleman, Marcus	1	0	1	0	0	0	0	0
Wright, Kenny	1	0	1	0	0	0	0	0
Johnson, Andre	1	0	1	0	0	0	0	0
Murphy, Matt	0	1	1	0	0	0	0	0
Burns, Curry	0	1	1	0	0	0	0	0
Total	107	44	151	0	1	2	2	1



2004 FINAL STATISTICS (7-9)

Date	W/L	Score	Opponent	Attendance	RUSHING	No.	Yds	Avg	Long	TD
9/12	L	20-27	San Diego	70,255*	Davis	302	1,188	3.9	44	13
9/19	L	16-28	at Detroit	61,465	Carr	73	299	4.1	24	0
9/26	W	24-21	at Kansas City	77,433*	Wells	82	299	3.6	14	3
10/3	W	30-17	Oakland	70,741*	Hollings	11	47	4.3	13	0
10/10	L	28-34 OT	Minnesota	70,718*	Gaffney	4	30	7.5	10	0
10/17	W	20-10	at Tennessee	68,932*	Johnson	4	12	3.0	14	0
10/31	W	20-6	Jacksonville	70,502*	Stanley	1	5	5.0	5	0
11/7	L	13-31	at Denver	74,292*	Baxter	2	1	0.5	1	0
11/14	L	14-49	at Indianapolis	56,511*	Simmons	1	1	1.0	1	0
11/21	L	13-16	Green Bay	70,769*	Norris	1	0	0.0	0	0
11/28	W	31-21	Tennessee	70,721*	TEXANS	481	1,882	3.9	44	16
12/5	L	7-29	at N.Y. Jets	77,875	OPPONENTS	417	1,843	4.4	55t	4
12/12	L	14-23	Indianapolis	70,762*	RECEIVING	No.	Yds	Avg	Long	TD
12/19	W	24-5	at Chicago	62,122*	Johnson	79	1,142	14.5	54t	6
12/26	W	21-0	at Jacksonville	66,227	Davis	68	588	8.6	38	1
1/2/05	L	22-14	Cleveland	70,724*	Gaffney	41	632	15.4	69	2
*Sellouts					Armstrong	29	415	14.3	44	1

TEAM STATISTICS

	Texans	Opponents								
TOTAL FIRST DOWNS	300	304								
Rushing	103	89								
Passing	174	194								
Penalty	23	21								
3rd Down: Made/Att	81/211	89/205								
3rd Down Pct.	38.4	43.4								
4th Down: Made/Att	13/21	1/6								
4th Down Pct.	61.9	16.7								
POSSESSION AVG.	29:59	30:01								
TOTAL NET YARDS	5128	5,458								
Avg. Per Game	320.5	341.1								
Total Plays	1,001	971								
Avg. Per Play	5.1	5.6								
NET YARDS RUSHING	1,882	1,843								
Avg. Per Game	117.6	115.2								
Total Rushes	481	417								
NET YARDS PASSING	3,246	3,615								
Avg. Per Game	202.9	225.9								
Sacked/Yards Lost	49/301	24/161								
Gross Yards	3,547	3,776								
Att./Completions	471/286	530/344								
Completion Pct.	60.7	64.9								
Had Intercepted	14	22								
PUNTS/AVERAGE	73/41.2	69/41.7								
NET PUNTING AVG.	73/35.7	69/36.4								
PENALTIES/YARDS	106/928	123/979								
FUMBLES/BALL LOST	22/11	22/8								
TOUCHDOWNS	37	39								
Rushing	16	4								
Passing	16	32								
Returns	5	3								

SCORE BY PERIODS

	1	2	3	4	OT	Total
TEXANS	33	101	60	115	0	309
OPPONENTS	65	105	85	82	6	339

SCORING	TD	Ru	Pa	Rt	PAT	FG	SAF	TP						
Brown	0	0	0	0	34/34	17/24	0	85						
Davis	14	13	1	0	0/0	0/0	0	84						
Johnson	6	0	6	0	0/0	0/0	0	36						
Wells	5	3	2	0	0/0	0/0	0	32						
Bradford	3	0	3	0	0/0	0/0	0	18						
Gaffney	2	0	2	0	0/0	0/0	0	12						
Anderson-d	1	0	0	1	0/0	0/0	0	6						
Armstrong	1	0	1	0	0/0	0/0	0	6						
Coleman-a	1	0	0	1	0/0	0/0	0	6						
Faggins-c	1	0	0	1	0/0	0/0	0	6						
Miller	1	0	1	0	0/0	0/0	0	6						
Peek-e	1	0	0	1	0/0	0/0	0	6						
Sharper-b	1	0	0	1	0/0	0/0	0	6						
TEXANS	37	16	16	5	32/32	17/24	0	309						
OPPONENTS	39	4	32	3*	37/37	22/29	1	339						

a-M. Coleman 102-yd interception return, at KC (9/26); b-J. Sharper 16-yd fumble return, vs. OAK (10/3); c-D. Faggins 43-yd interception return, vs. JAX (10/31); d-C. Anderson 60-yd fumble return, at CHI (12/19); e-A. Peek 66-yd fumble return, at JAX (12/26/04); *E. Drummond 99-yd kickoff return, at DET (9/19); *B. Sanders 37-yd fumble return, at IND (11/14); *V. Hutchins 77-yd interception return, at IND (11/14)

KICKOFF RETURNS	No	Yds	Avg	Long	TD
Moses	59	1,303	22.1	49	0
Gaffney	2	31	15.5	27	0
Norris	2	25	12.5	15	0
Washington	2	27	13.5	16	0
Wells	2	27	13.5	18	0
Hollings	1	23	23.0	23	0
Starling	1	14	14.0	14	0
TEXANS	69	1,450	21.0	49	0
Opponents	60	1,386	23.1	99t	1

FIELD GOALS	1-19	20-29	30-39	40-49	50+
K. Brown	0/0	7/7	3/5	6/9	1/3
TEXANS	0/0	7/7	3/5	6/9	1/3
Opponents	0/0	7/7	3/7	10/13	2/2

K. Brown: (37G,20G) (34G) (28G,49G,49G) (46G,57N, 21G,44G) () (21G,50G) (38G,21G) (37N) (55N) (40N, 46G,40G) (29G,41B) () (42N,20G) (34B) ()
Opponents: (48G,29G) (47N) () (35N,50G) () (40G) (44G,49N,36G) (52G) (39N) (49N,23G,39G,46G) () (41G,26G,25G) (30G,43G,44G) (39N,43G) (31N) (45G, 22G, 29G, 45G, 22G)

PASSING	Att	Comp	Yds	Cmp%	Yds/Att	TD	TD%	Int	Int%	Long	Sack/Lost	Rating
Carr	442	271	3,425	61.3	7.75	15	3.4	14	3.2	69	43/273	83.6
Gaffney	2	0	0.0	0.0	0.00	0	0.0	0	0.0	0	0/0	39.6
Banks	1	0	0.0	0.0	0.00	0	0.0	0	0.0	0	0/0	39.6
TEXANS	445	271	3,425	60.9	7.70	15	3.4	14	3.1	69	43/273	83.0
Opponents	501	324	3,548	64.7	7.08	31	6.2	20	4.0	80t	23/160	89.5



2004 FINAL STATISTICS (7-9)

DEFENSIVE STATISTICS

Based on Coaches Film Review

TACKLES	Solo	Asst	Total	Sck-Yrds	QB Press	INT-Yards	Pass Def.	Forced Fumbles	Fumble Recovery
Sharper, Jamie	113	64	177	2.0-19	19	0-0	5	3	1
Foreman, Jay	67	35	102	0.0-0	2	0-0	0	0	1
Smith, Robaire	38	62	100	3.0-21	22	0-0	6	0	0
Wong, Kailee	65	30	95	5.5-29	39	3-0	2	1	1
Robinson, Dunta	65	20	85	3.0-26	4	6-146	19	3	0
Coleman, Marcus	49	31	80	0-0	0	2-116	8	0	0
Payne, Seth	34	44	78	2.0-16	12	0-0	0	0	0
Walker, Gary	25	52	77	0.5-4	36	0-0	1	1	0
Babin, Jason	51	25	76	4.0-19	45	0-0	1	0	2
Earl, Glenn	32	34	66	0.0-0	0	0-0	1	0	0
Glenn, Aaron	49	10	59	0.0-0	0	5-40	11	0	0
DeLoach, Jerry	19	30	49	0.0-0	2	0-0	1	0	0
Simmons, Jason	35	11	46	0.0-0	2	1-0	0	1	0
Polk, DaShon	26	19	45	1.0-1	0	0-0	0	0	1
Faggins, Demarcus	31	6	37	0.0-0	0	3-47	9	0	0
McCree, Marlon	25	4	29	0.0-0	0	1-24	2	0	0
Sears, Corey	5	11	16	0.0-0	5	0-0	2	0	0
Peek, Antwan	10	2	12	2.0-16	7	1-20	0	1	1
Wright, Kenny	7	1	8	1.0-10	0	0-0	0	0	0
Brown, Eric	3	2	5	0.0-0	0	0-0	0	0	0
Ioane, Junior	0	3	3	0.0-0	1	0-0	0	0	0
Anderson, Charlie	1	0	1	0.0-0	1	0-0	0	0	1
Total	750	496	1,246	24.0-161	197	22-393	68	10	8

SPECIAL TEAMS STATISTICS

SPECIAL TEAMS	Solo	Asst	Total	PAT	Blocks Punt	FG	Forced Fumbles	Fumble Recovery
Peek, Antwan	10	8	18	0	1	0	0	0
Evans, Troy	8	8	16	0	0	0	0	0
Anderson, Charlie	9	4	13	0	0	0	0	0
Wells, Jonathan	7	5	12	0	0	0	0	0
Brown, Eric	8	1	9	0	0	0	0	0
McCree, Marlon	7	2	9	0	0	0	0	0
Polk, DaShon	8	1	9	0	0	0	0	0
Faggins, Demarcus	6	1	7	0	0	0	0	0
Norris, Moran	4	3	7	0	0	0	0	0
Bell, Jason	5	1	6	0	0	0	0	0
Wright, Kenny	4	1	5	0	0	0	0	0
Starling, Kendrick	4	0	4	0	0	0	0	0
Baxter, Jarrod	3	0	3	0	0	0	0	0
Simmons, Jason	3	0	3	0	0	0	0	0
Bradford, Corey	2	0	2	0	0	0	0	0
Brown, Kris	2	0	2	0	0	0	0	0
Hollings, Tony	1	1	2	0	0	0	0	0
Monk, Cunicy	2	0	2	0	0	0	0	0
Pittman, Bryan	1	1	2	0	0	0	0	0
Babin, Jason	0	1	1	0	0	0	0	0
Earl, Glenn	1	0	1	0	0	0	0	0
Johnson, Andre	1	0	1	0	0	0	0	0
Orr, Shantee	1	0	1	0	0	0	0	0
Pitts, Chester	1	0	1	0	0	0	0	0
Total	98	38	136	0	1	0	0	0



2005 FINAL STATISTICS (2-14)

Date	W/L	Score	Opponent	Attendance	RUSHING	No.	Yds	Avg	Long	TD
9/11	L	7-22	at Buffalo	71,781*	Davis	230	976	4.2	44	2
9/18	L	7-27	Pittsburgh	70,742*	Wells	90	325	3.6	14t	4
10/2	L	10-16	at Cincinnati	65,714*	Carr	56	308	5.5	20	1
10/9	L	20-34	Tennessee	70,430*	Morency	46	184	4.0	25t	2
10/16	L	10-42	at Seattle	66,196*	Gaffney	4	13	3.3	10	0
10/23	L	20-38	Indianapolis	70,621*	Johnson	6	10	1.7	5	0
10/30	W	19-16	Cleveland	70,064*	Brown	1	4	4.0	4	0
11/6	L	14-21	at Jacksonville	64,613	Stanley	1	0	0.0	0	0
11/13	L	17-31	at Indianapolis	57,209*	Banks	2	-2	-1.0	-1	0
11/20	L	17-45	Kansas City	70,481*	Bradford	1	-2	-2.0	-2	0
11/27	L	27-33 OT	St. Louis	70,010*	TEXANS	437	1,816	4.2	44	9
12/4	L	15-16	at Baltimore	69,909*	OPPONENTS	506	2,303	4.6	49	21
12/11	L	10-13	at Tennessee	69,149*	RECEIVING	No.	Yds	Avg	Long	TD
12/18	W	30-19	Arizona	70,024*	Johnson	63	688	10.9	53t	2
12/24	L	20-38	Jacksonville	70,025*	Gaffney	55	492	8.9	29	2
1/1	L	17-20 OT	at San Francisco	67,970*	Davis	39	337	8.6	33	4
					Bradford	34	436	12.8	50t	5
					Rivers	24	168	7.0	20	0
					Wells	22	179	8.1	20	0
					Morency	10	87	8.7	16	0
					Armstrong	9	115	12.8	28	0
					Mathis	5	65	13.0	34t	1
					Morgan	4	42	10.5	14	0
					Murphy	2	26	13.0	14	0
					Bruener	2	22	11.0	19	0
					Norris	1	4	4.0	4t	1
					TEXANS	270	2,661	9.9	53t	15
					OPPONENTS	304	3,727	12.3	56t	24

*Sellouts

TEAM STATISTICS

	Texans	Opponents		No.	Yds	Avg	Long	TD
TOTAL FIRST DOWNS	243	348						
Rushing	89	123						
Passing	142	188						
Penalty	12	37						
3rd Down: Made/Att	75/219	75/196						
3rd Down Pct.	34.2%	38.3%						
4th Down: Made/Att	8/17	13/20						
4th Down Pct.	47.1%	65.0%						
TIME OF POSSESSION	28:10	31:50						
TOTAL NET YARDS	4,053	5,824						
Avg. Per Game	253.3	364.0						
Total Plays	954	1,012						
Avg. Per Play	4.2	5.8						
NET YARDS RUSHING	1,816	2,303						
Avg. Per Game	113.5	143.9						
Total Rushes	437	506						
NET YARDS PASSING	2,237	3,521						
Avg. Per Game	139.8	220.1						
Sacked/Yards Lost	68/424	37/206						
Gross Yards	2,661	3,727						
Attempts/Completions	449/270	469/304						
Completion Pct.	60.1%	64.8%						
Had Intercepted	13	7						
PUNTS / AVERAGE	77/38.8	63/40.1						
NET PUNTING AVG.	35.7	34.4						
PENALTIES / YARDS	106/854	105/846						
FUMBLES / BALL LOST	30/11	24/9						
TOUCHDOWNS	26	50						
Rushing	9	21						
Passing	15	24						
Returns	2	5						

SCORE BY PERIODS

	1	2	3	4	OT	Total
TEXANS	40	111	64	45	0	260
OPPONENTS	84	115	83	140	9	431

SCORING	TD	Ru	Pa	Rt	PAT	FG	SAF	TP
Brown	0	0	0	0	24/24	26/34	0	102
Davis	6	2	4	0	0/0	0/0	0	36
Bradford	5	0	5	0	0/0	0/0	1	32
Wells	4	4	0	0	0/0	0/0	0	24
Mathis	3	0	1	2a	0/0	0/0	0	18
Morency	2	2	0	0	0/0	0/0	0	12
Johnson	2	0	2	0	0/0	0/0	0	12
Gaffney	2	0	2	0	0/0	0/0	0	12
Norris	1	0	1	0	0/0	0/0	0	6
Carr	1	1	0	0	0/0	0/0	0	6
TEXANS	26	9	15	2	24/24	26/34	1	260
OPPONENTS	50	21	24	5#	47/47	28/32	0	431

KICKOFF RETURNS	No.	Yds	Avg	Long	TD
Mathis	54	1,542	28.6	99t	2
Morency	20	437	21.9	31	0
Wells	5	106	21.2	40	0
Hollings	2	46	23.0	28	0
Davis	1	29	29.0	29	0
Bruener	1	11	11.0	11	0
Norris	1	2	2.0	2	0
TEXANS	84	2,173	25.9	99t	2
OPPONENTS	55	1,194	21.7	71	0

FIELD GOALS	1-19	20-29	30-39	40-49	50+
Brown	0/0	9/9	12/17	4/6	1/2
TEXANS	0/0	9/9	12/17	4/6	1/2
OPPONENTS	0/0	9/9	11/11	7/10	1/2

a-89-yd. KO return, vs. Ind. (10/24/05); 99-yd. KO return, vs. K.C. (11/20/05); #M. Reagor 39-yd. FUM return, vs. Ind.(10/24/05); E. Warfield 57-yd. INT return, vs. K.C. (11/20/05); A. Thomas 20-yd. INT return, at Bal. (12/4/05); A. Jones 52-yd. PUNT return, at Tenn. (12/11/05); M. Adams 40-yd. INT return, at SF (11/06)

K. Brown: (37G,20G) (34G) (28G,49G,49G) (46G,57N, 21G,44G) () (21G,50G) (38G,21G) (37N) (55N) (40N, 46G,40G) (29G,41B) () (42N,20G) (34B) ()
Opponents: (48G,29G) (47N) () (35N,50G) () (40G) (44G,49N,36G) (52G) (39N) (49N,23G,39G,46G) () (41G,26G,25G) (30G,43G,44G) (39N,43G) (31N) (45G, 22G, 29G, 45G, 22G)

PASSING	Att	Comp	Yds	Cmp%	Yds/Att	TD	TD%	Int	Int%	Long	Sack/Lost	Rating
Carr	423	256	2,488	60.5	5.88	14	3.3	11	2.6	53t	68/ 424	77.2
Banks	25	14	173	56.0	6.92	1	4.0	2	8.0	31	0/0	57.6
D. Davis	1	0	0	0.0	0.00	0	0.0	0	0.0	0	0/0	39.6
TEXANS	449	270	2,661	60.1	5.93	15	3.3	13	2.9	53t	68/424	76.0
OPPONENTS	469	304	3,727	64.8	7.95	24	5.1	7	1.5	56t	37/206	100.0



2005 FINAL STATISTICS (2-14)

DEFENSIVE STATISTICS

Based on Coaches Film Review

TACKLES	Solo	Asst	Total	Sck-Yrds	QB Press	INT-Yards	Pass Def.	Forced Fumbles	Fumble Recovery
Greenwood, Morlon	87	57	144	2.0-8	6	0-0	4	1	2
Polk, DaShon	75	60	135	3.5-13	6	0-0	1	3	0
Brown, C.C.	61	41	102	0.0-0	1	1-5	4	1	0
Smith, Robaire	60	42	102	1.5-8	10	0-0	3	1	1
Payne, Seth	48	50	98	4.0-18	6	0-0	1	1	0
Robinson, Dunta	69	24	93	1.0-0	1	1-1	21	3	0
Coleman, Marcus	41	25	66	0.0-0	0	1-6	3	0	0
Peek, Antwan	37	20	57	6.0-32	23	0-0	2	2	2
Faggins, Demarcus	37	16	53	0.0-0	0	0-0	14	0	0
Earl, Glenn	26	25	51	0.0-0	3	2-2	7	0	0
Orr, Shantee	34	13	47	7.0-40	14	0-0	1	3	0
Babin, Jason	31	14	45	4.0-27	17	0-0	1	2	0
Walker, Gary	28	17	45	1.0-13	8	0-0	3	2	0
Wong, Kailee	24	21	45	1.0-3	2	0-0	1	0	0
Johnson, Travis	20	24	44	1.0-4	2	0-0	0	0	0
DeLoach, Jerry	12	18	30	1.0-7	0	0-0	0	0	0
Buchanan, Phillip	22	7	29	0.0-0	0	0-0	4	0	0
Simmons, Jason	18	11	29	1.0-6	0	0-0	1	1	1
Ioane, Junior	13	14	27	0.0-0	0	0-0	0	1	0
Evans, Troy	16	10	26	0.0-0	1	1-3	1	0	0
Sanders, Lewis	18	4	22	0.0-0	1	1-29	4	1	0
Malone, Alfred	4	7	11	1.0-2	0	0-0	1	0	0
Anderson, Charlie	6	3	9	1.0-14	1	0-0	1	1	0
Bell, Jason	4	0	4	0.0-0	0	0-0	3	1	0
McKenzie, Chris	3	1	4	1.0-10	0	0-0	1	0	0
Total	794	524	1,318	37.0-205	102	7-46	82	24	6

SPECIAL TEAMS STATISTICS

SPECIAL TEAMS	Solo	Asst	Total	PAT	Blocks Punt	FG	Forced Fumbles	Fumble Recovery
Walker, Ramon	12	6	18	0	1	0	0	1
Anderson, Charlie	11	3	14	0	0	0	0	1
Norris, Moran	7	5	12	0	0	0	1	0
Evans, Troy	8	3	11	0	0	0	0	0
Wells, Jonathan	4	6	10	0	0	0	1	0
Sanders, Lewis	8	2	10	0	0	0	0	0
Orr, Shantee	5	4	9	0	0	0	0	0
Simmons, Jason	6	2	8	0	0	0	0	0
Rivers, Marcellus	7	0	7	0	0	0	0	0
Polk, DaShon	4	1	5	0	0	0	0	0
Chamberlin, Frank	2	3	5	0	0	0	0	0
Bell, Jason	1	3	4	0	0	0	0	0
Pittman, Bryan	3	0	3	0	0	0	0	0
Faggins, Demarcus	2	1	3	0	0	0	0	0
Brown, C.C.	2	1	3	0	0	0	1	0
Anderson, Jason	1	0	1	0	0	0	0	0
Murphy, Matt	1	0	1	0	0	0	0	0
Earl, Glenn	1	0	1	0	0	0	0	0
Bradford, Corey	1	0	1	0	0	0	0	0
Stanley, Chad	1	0	1	0	0	0	0	0
Morency, Vernald	0	0	0	0	0	0	0	1
Total	87	40	127	0	1	0	3	3



2006 FINAL STATISTICS (6-10)

Date	W/L	Score	Opponent	Attendance	RUSHING	No.	Yds	Avg	Long	TD
9/10	L	10-24	Philadelphia	70,180*	Dayne	151	612	4.1	19	5
9/17	L	24-43	at Indianapolis	56,614*	Lundy	124	476	3.8	35	4
9/24	L	15-31	Washington	70,069*	Gado	54	217	4.0	34	1
10/1	W	17-15	Miami	70,071*	Carr	53	195	3.7	16	2
10/15	L	6-34	at Dallas	63,186*	Taylor	28	123	4.4	17	1
10/22	W	27-7	Jacksonville	70,035*	Cook	3	18	6.0	14	0
10/29	L	22-28	at Tennessee	69,143*	Johnson	3	14	4.7	18	0
11/5	L	10-14	at N.Y. Giants	78,485*	Morency	5	13	2.6	12	0
11/12	W	13-10	at Jacksonville	65,918*	Moulds	1	6	6.0	6	0
11/19	L	21-24	Buffalo	70,125*	Rosenfels	4	5	1.3	7	0
11/26	L	11-26	at N.Y. Jets	76,596*	Shepherd	2	5	2.5	6	0
12/3	W	23-14	at Oakland	46,276	Walter	1	3	3.0	3	0
12/10	L	20-26 OT	Tennessee	70,760*	Simmons	1	0	0.0	0	0
12/17	L	7-40	at New England	68,756*	Stanley	1	0	0.0	0	0
12/24	W	27-24	Indianapolis	70,132*	TEXANS	431	1,687	3.9	35	13
12/31	W	14-6	Cleveland	70,097*	OPPONENTS	446	1,956	4.4	397	16

*Sellouts

TEAM STATISTICS

TOTAL FIRST DOWNS

	Texans	Opponents
Rushing	282	312
Passing	106	115
Penalty	156	174
3rd Down: Made / Att.	20	23
3rd Down Pct.	77/198	88/198
4th Down: Made / Att.	38.9	44.4
4th Down Pct.	9/13	5/11
TIME OF POSSESSION	69.2	45.5

TIME OF POSSESSION

TOTAL NET YARDS

Avg. Per Game

Total Plays

Avg. Per Play

NET YARDS RUSHING

Avg. Per Game

Total Rushes

NET YARDS PASSING

Avg. Per Game

Sacked/Yards Lost

Gross Yards

Attempts/Completions

Completion Pct.

Had Intercepted

PUNTS/AVERAGE

NET PUNTING AVG.

PENALTIES/YARDS

FUMBLES/BALL LOST

TOUCHDOWNS

Rushing

Passing

Returns

SCORE BY PERIODS

TEXANS

OPPONENTS

SCORING

TD

RU

PA

RT

PAT

SAF

TP

Wynn

Buchanan

Shepherd

Lewis

TEXANS

OPPONENTS

KICKOFF RETURNS

No

Yds

Avg

Long

TD

Wynn

Shepherd

Mathis

Buchanan

Lundy

Anderson

Lewis

Alexander

Johnson

Bruener

Cook

Wong

TEXANS

OPPONENTS

FIELD GOALS

K. Brown

TEXANS

OPPONENTS

PASSING

Carr

Rosenfels

Lundy

TEXANS

OPPONENTS

Att

Comp

Yds

Cmp%

Yds/Att

TD

TD%

Int

Int%

Long

Sack/Lost

Rating

Carr

Rosenfels

Lundy

TEXANS

OPPONENTS

Att

Comp

Yds

Cmp%

Yds/Att

TD

TD%

Int

Int%

Long

Sack/Lost

Rating

Carr

Rosenfels

Lundy

TEXANS

OPPONENTS

Att

Comp

Yds

Cmp%

Yds/Att

TD

TD%

Int

Int%

Long

Sack/Lost

Rating

Carr

Rosenfels

Lundy

TEXANS

OPPONENTS

Att

Comp

Yds

Cmp%

Yds/Att

TD

TD%

Int

Int%

Long

Sack/Lost

Rating

Carr

Rosenfels

Lundy

TEXANS

OPPONENTS

Att

Comp

Yds

Cmp%

Yds/Att

TD

TD%

Int

Int%

Long

Sack/Lost

Rating

Carr

Rosenfels

Lundy

TEXANS

OPPONENTS

Att

Comp

Yds

Cmp%

Yds/Att

TD

TD%

Int

Int%

Long

Sack/Lost

Rating

Carr

Rosenfels

Lundy

TEXANS

OPPONENTS

Att

Comp

Yds

Cmp%

Yds/Att

TD

TD%

Int

Int%

Long

Sack/Lost

Rating

Carr

Rosenfels

Lundy

TEXANS

OPPONENTS

Att

Comp

Yds

Cmp%

Yds/Att

TD

TD%

Int

Int%

Long

Sack/Lost

Rating

Carr

Rosenfels

Lundy

TEXANS

OPPONENTS

Att

Comp

Yds

Cmp%

Yds/Att

TD

TD%

Int

Int%

Long

Sack/Lost

Rating

Carr

Rosenfels

Lundy

TEXANS

OPPONENTS

Att

Comp

Yds

Cmp%

Yds/Att

TD

TD%

Int

Int%

Long

Sack/Lost

Rating

Carr

Rosenfels

Lundy

TEXANS

OPPONENTS

Att

2006 FINAL STATISTICS (6-10)

DEFENSIVE STATISTICS

Based on press box stats

TACKLES	Solo	Asst	Total	Sck-Yrds	QB Press	INT-Yards	Pass Def.	Forced Fumbles	Fumble Recovery
D. Ryans	126	30	156	3.5-30.5	9	1 (16)	8	1	1
M. Greenwood	84	26	110	1.0-0	1	1 (0)	4	2	3
D. Robinson	70	13	83	0.0-0	1	2 (9)	14	1	0
C.C. Brown	65	10	75	1.0-10.0	3	1 (0)	7	1	1
G. Earl	57	13	70	2.0-22.0	2	1 (2)	5	1	0
M. Williams	35	12	47	4.5-20.5	5	0-0	4	1	1
J. Simmons	30	8	38	0.0-0	0	1 (11)	2	0	0
L. Sanders	29	8	37	0.0-0	0	0-0	6	0	0
A. Maddox	24	13	37	2.0-9.0	1	0-0	0	0	0
A. Weaver	26	9	35	1.0-3.0	4	1 (21)	7	0	1
D. Faggins	27	3	30	1.0-2.0	1	2 (0)	12	1	2
D. McCleon	21	7	28	0.0-0	0	1 (19)	2	2	1
S. Orr	23	4	27	1.5-7.5	2	0-0	1	0	1
J. Babin	19	6	25	5.0-39.0	7	0-0	0	0	0
N.D. Kalu	16	5	21	2.0-21.0	7	0-0	1	0	0
Th. Johnson	15	4	19	0.0-0	3	0-0	0	0	0
A. Peek	9	5	14	1.0-9.0	2	0-0	0	2	0
S. Payne	10	2	12	1.0-5.0	1	0-0	0	1	0
K. Wong	9	3	12	0.0-0	0	0-0	0	0	0
Tr. Johnson	8	3	11	0.0-0	0	0-0	1	0	0
G. Scott	7	4	11	0.0-0	0	0-0	0	0	0
L. Dalton	8	2	10	1.0-2.0	1	0-0	0	0	0
D. Wynn	4	2	6	0.0-0	0	0-0	0	0	0
C. Anderson	3	2	5	0.0-0	0	0-0	1	0	0
C. Killings	2	3	5	0.0-0	0	0-0	0	0	0
V. Hutchins	2	1	3	0.0-0	0	0-0	0	0	0
P. Buchanan	2	0	2	0.0-0	0	0-0	1	0	0
E. Cochran	2	0	2	0.0-0	0	0-0	0	0	0
A. Malone	1	1	2	0.5-2.5	0	0-0	0	0	0
D. Johnson	1	0	1	0.0-0	0	0-0	0	0	0
D. Polk	1	0	1	0.0-0	0	0-0	0	0	0
T. Evans	0	1	1	0.0-0	0	0-0	0	0	0
Total	736	200	936	28.0-183.0	50	11 (43)	76	13	11

SPECIAL TEAMS STATISTICS

SPECIAL TEAMS	Solo	Asst	Total	PAT	Blocks Punt	FG	Forced Fumbles	Fumble Recovery
T. Evans	11	2	13	0	0	0	0	0
C. Anderson	10	1	11	0	0	0	0	0
D. Polk	6	4	10	0	0	0	0	0
J. Simmons	9	0	9	0	0	0	0	0
K. Walter	8	0	8	0	0	0	0	0
L. Sanders	6	0	6	0	0	0	0	0
S. Orr	5	0	5	0	0	0	0	0
G. Earl	4	1	5	0	0	0	0	0
J. Cook	4	1	5	0	0	0	0	0
C. Taylor	3	0	3	0	0	0	0	0
B. Pittman	2	1	3	0	0	0	0	0
C.C. Brown	2	0	2	0	0	0	0	0
D. Anderson	2	0	2	0	0	0	0	0
D. Wynn	2	0	2	0	0	0	0	0
V. Leach	2	0	2	0	0	0	0	0
A. Peek	2	0	2	0	0	0	0	0
V. Hutchins	2	0	2	0	0	0	0	0
O. Daniels	1	0	1	0	0	0	0	0
D. McCleon	1	0	1	0	0	0	0	0
G. Scott	1	0	1	0	0	0	0	0
O. Daniels	1	0	1	0	0	0	0	0
R. Alexander	1	0	1	0	0	0	0	0
S. Rosenfels	1	0	1	0	0	0	0	0
M. Stone	0	1	1	0	0	0	0	0
J. Babin	0	1	1	0	0	0	0	0
K. Garrett	0	1	1	0	0	0	0	0
S. Payne	0	0	0	1	0	0	0	0
Total	86	13	99	1	0	0	0	0



2007 FINAL STATISTICS (8-8)

Date	W/L	Score	Opponent	Attendance	RUSHING	No.	Yds	Avg	Long	TD
9/9	W	20-3	Kansas City	70,080 *	Dayne	194	773	4.0	39	6
9/16	W	34-21	at Carolina	73,665*	Walker	58	264	4.6	41	1
9/23	L	24-30	Indianapolis	70,765*	Green	70	260	3.7	18	2
9/30	L	16-26	at Atlanta	69,312*	Echemandu	20	85	4.3	20	0
10/7	W	22-19	Miami	70,156*	Schaub	17	52	3.1	12	0
10/14	L	17-37	at Jacksonville	63,715	Rosenfels	21	51	2.4	19	1
10/21	L	36-38	Tennessee	70,734*	Gado	18	46	2.6	7	1
10/28	L	10-35	at San Diego	60,439*	Walter	5	30	6.0	13	0
11/4	W	24-17	at Oakland	49,603	Cook	8	24	3.0	9	0
11/18	W	23-10	New Orleans	70,780*	Leach	2	2	1.0	11	1
11/25	L	17-27	at Cleveland	72,730*	Turk	1	0	0.0	0	0
12/2	L	20-28	at Tennessee	69,143*	Jones	3	-1	-0.3	4	0
12/9	W	28-14	Tampa Bay	70,237*	TEXANS	417	1,586	3.8	41	12
12/13	W	31-13	Denver	70,747*	OPPONENTS	417	1,825	4.4	76	15
12/23	L	15-38	at Indianapolis	57,262*						
12/30	W	42-28	Jacksonville	70,660*						

*Sellouts

TEAM STATISTICS

	Texans	Opponents		No.	Yds	Avg	Long	TD
TOTAL FIRST DOWNS	295	325						
Rushing	96	107						
Passing	190	197						
Penalty	9	21						
3rd Down: Made/Att	86/193	83/198						
3rd Down Pct.	44.6%	41.9%						
4th Down: Made/Att	11/15	8/16						
4th Down Pct.	73.3%	50.0%						
Possession Avg.	29.41	30.19						
TOTAL NET YARDS	5,337	5,507						
Avg. Per Game	333.6	344.2						
Total Plays	968	994						
Avg. Per Play	5.5	5.5						
NET YARDS RUSHING	1,586	1,825						
Avg. Per Game	99.1	114.1						
Total Rushes	417	417						
NET YARDS PASSING	3,751	3,682						
Avg. Per Game	234.4	230.1						
Sacked/Yards Lost	22/174	31/196						
Gross Yards	3,925	3,878						
Attempts/Completions	529/346	546/361						
Completion Pct.	65.4%	66.1%						
Had Intercepted	21	11						
PUNTS/AVERAGE	55/41.7	59/43.0						
NET PUNTING AVG.	37.9	37.1						
PENALTIES/YARDS	82/636	81/614						
FUMBLES/BALL LOST	26/17	24/14						
TOUCHDOWNS	43	43						
Rushing	12	15						
Passing	24	25						
Returns	7	3						

SCORE BY PERIODS

	1	2	3	4	OT	Total
TEXANS	87	92	61	139	0	379
OPPONENTS	81	132	90	81	0	384

SCORING	TD	Ru	Pa	Rt	PAT	FG	SAF	TP
Brown	0	0	0	0	40/40	25/29	0	115
Johnson	8	0	8	0	0/0	0/0	0	48
Davis	6	0	3	3e,f	0/0	0/0	1	38
Dayne	6	6	0	0	0/0	0/0	0	36
Walter	5	0	4	1b	0/0	0/0	0	30
Daniels	3	0	3	0	0/0	0/0	0	18
Leach	3	1	2	0	0/0	0/0	0	18
Green	2	2	0	0	0/0	0/0	0	12
Dreesen	2	0	2	0	0/0	0/0	0	12
Walker	1	1	0	0	0/0	0/0	1	8
Gado	1	1	0	0	0/0	0/0	1	8
Mathis	1	0	0	1c	0/0	0/0	0	6
Rosenfels	1	1	0	0	0/0	0/0	0	6
Putzier	1	0	1	0	0/0	0/0	0	6
Anderson	1	0	1	0	0/0	0/0	0	6
Williams	1	0	0	1a	0/0	0/0	0	6
Ryans	1	0	0	1d	0/0	0/0	0	6
TEXANS	43	12	24	7	40/40	25/29	3	379
Opponents	43	15	25	3*	42/43	28/33	0	384

a-M. Williams 38-yard FUM ret. vs. KC (9/9); b-K. Walter FUM rec. in end zone at CAR (9/16); c-J. Mathis 84-yard kickoff ret. vs. IND (9/23); d-D. Ryans 26-yard FUM ret. vs. TEN (10/21); 3-A. Davis 97-yard kickoff ret. vs. TB (12/9); f-A. Davis 97-yard kickoff ret. and 104-yard kickoff ret. vs. JAX (12/31); *D. Smith 77-yard FUM ret. at JAX (10/14); *A. Cromartie FUM rec. in end zone, 70-yard INT ret. at SD (10/28)

PUNTING	No.	Yds	Avg	Net	TB	In	Lg	B
Turk	55	2,296	41.7	37.9	3	24	59	0
TEXANS	55	2,296	41.7	37.9	3	24	59	0
OPPONENTS	59	2,535	43.0	37.1	3	24	64	0

PUNT RETURNS	Ret	FC	Yds	Avg	Long	TD
Jones	30	7	286	9.5	74	0
Wynn	2	1	1	0.5	4	0
Anderson	1	0	0	0.0	0	0
TEXANS	33	8	287	8.7	74	0
OPPONENTS	19	17	151	7.9	22	0

KICKOFF RETURNS	No.	Yds	Avg	Long	TD
Davis	32	968	30.3	104t	3
Wynn	22	523	23.8	39	0
Mathis	11	320	29.1	84t	1
Jones	4	78	19.5	23	0
Cook	2	33	16.5	21	0
Leach	2	26	13.0	14	0
Walter	1	7	7.0	7	0
Boulware	0	6	0	6	0
TEXANS	74	1,961	26.5	104t	4
OPPONENTS	69	1,593	23.1	52	0

FIELD GOALS	1-19	20-29	30-39	40-49	50+
Brown	1/1	6/7	6/6	7/10	5/5
TEXANS	1/1	6/7	6/6	7/10	5/5
OPPONENTS	0/0	14/14	6/7	6/8	2/4

PASSING	Att	Comp	Yds	Cmp%	Yds/Att	TD	TD%	Int	Int%	Long	Sack/Lost	Rating
Schaub	289	192	2,241	66.4	7.75	9	3.1	9	3.1	77t	16/ 126	87.2
Rosenfels	240	154	1,684	64.2	7.02	15	6.3	12	5.0	53t	6/ 48	84.8
TEXANS	529	346	3,925	65.4	7.42	24	4.5	21	4.0	77t	22/ 174	86.1
OPPONENTS	546	361	3,878	66.1	7.10	25	4.6	11	2.0	74t	31/ 196	93.6



2007 FINAL STATISTICS (8-8)

DEFENSIVE STATISTICS

Based on press box stats

TACKLES	Solo	Asst	Total	Sck-Yrds	QB Press	INT-Yards	Pass Def.	Forced Fumbles	Fumble Recovery
D. Ryans	98	29	127	2.0 (18.0)	2	1-1	7	1	3
M. Greenwood	90	28	118	1.0 (8.0)	2	1-3	4	1	0
V. Hutchins	77	16	93	0.5 (2.5)	1	1-8	6	0	0
C. Brown	64	19	83	0.0-0	0	1-9	8	2	3
M. Williams	43	16	59	14.0 (82.5)	15	0-0	1	2	1
F. Bennett	49	6	55	0.0-0	1	3-47	14	2	0
W. Demps	38	11	49	0.0-0	1	0-0	5	2	1
D. Faggins	37	6	43	0.0-0	0	0-0	4	1	1
D. Clark	34	9	43	0.0-0	1	1-1	1	0	0
A. Weaver	32	9	41	0.0-0	0	0-0	0	0	0
T. Johnson	27	14	41	0.0-0	0	1-0	5	0	0
D. Robinson	29	5	34	0.0-0	0	2-6	7	0	0
A. Okoye	23	9	32	5.5 (33.5)	8	0-0	0	1	0
E. Cochran	19	6	25	1.0 (6.0)	1	0-0	4	1	1
C. Anderson	15	9	24	2.0 (17.0)	3	0-0	1	0	0
J. Zgonina	10	7	17	0.0-0	1	0-0	0	0	0
A. Maddox	15	1	16	2.0 (14.0)	2	0-0	1	0	0
J. Fletcher	12	1	13	0.0-0	0	0-0	3	1	0
N. Kalu	8	5	13	3.0 (14.5)	7	0-0	1	0	0
M. Boulware	3	2	5	0.0-0	0	0-0	2	0	0
D. Wynn	4	1	5	0.0-0	0	0-0	4	0	0
Z. Diles	5	0	5	0.0-0	0	0-0	0	0	0
S. Orr	2	1	3	0.0-0	0	0-0	0	0	0
S. Barber	1	1	2	0.0-0	0	0-0	0	0	0
T. Bulman	2	0	2	0.0-0	1	0-0	0	0	0
J. Simmons	1	0	1	0.0-0	0	0-0	1	0	0
C. Killings	1	0	1	0.00	0	0-0	0	0	0
Total	739	211	950	31.0-196.0	46	11-75	79	14	10

SPECIAL TEAMS STATISTICS

SPECIAL TEAMS	Solo	Asst	Total	PAT	Blocks Punt	FG	Forced Fumbles	Fumble Recovery
J. Cook	12	1	13	0	0	0	0	0
J. Dreessen	9	1	10	0	0	0	0	0
Z. Diles	8	1	9	0	0	0	0	0
D. Clark	6	2	8	0	0	0	1	0
F. Bennett	5	2	7	0	0	0	0	0
C. Anderson	4	3	7	0	0	0	0	1
M. Boulware	4	2	6	1	0	0	0	0
J. Fletcher	6	0	6	0	0	0	0	0
C. Cox	6	0	6	0	0	0	0	0
S. Orr	4	1	5	0	0	0	0	0
S. Barber	3	1	4	0	0	0	0	0
V. Leach	3	1	4	0	0	0	0	0
D. Faggins	3	0	3	0	0	0	1	0
W. Dempa	3	0	3	0	0	0	0	1
H. Williams	2	0	2	0	0	0	0	0
B. Pittman	2	0	2	0	0	0	0	0
K. Brown	1	0	1	0	0	0	0	0
D. Ryans	1	0	1	0	0	0	1	0
E. Cochran	1	0	1	0	0	0	0	0
D. Anderson	1	0	1	0	0	0	0	0
A. Davis	1	0	1	0	0	0	0	1
C. Brown	0	1	1	0	0	0	0	0
K. Walter	1	0	1	0	0	0	0	1
D. Wynn	1	0	1	0	0	0	0	0
D. Robinson	0	0	0	0	0	1	0	0
Total	87	16	103	1	0	1	3	4



2008 FINAL STATISTICS (8-8)

Date	W/L	Score	Opponent	Attendance	RUSHING	No.	Yds	Avg	Long	TD
9/7	L	17-38	at Pittsburgh	64,001*	Slaton	268	1282	4.8	711	9
9/21	L	12-31	at Tennessee	69,143*	Green	74	294	4.0	14	3
9/28	L	27-30 OT	at Jacksonville	64,061*	Moats	26	94	3.6	12	1
10/5	L	27-31	Indianapolis	70,118*	Schaub	31	68	2.2	10	2
10/12	W	29-28	Miami	70,023*	Taylor	14	37	2.6	17	0
10/19	W	28-21	Detroit	70,081*	Rosenfels	11	37	3.4	15	0
10/26	W	35-6	Cincinnati	70,112*	Walter	3	23	7.7	13	0
11/2	L	21-28	at Minnesota	62,839*	Turk	1	18	18.0	18	0
11/9	L	13-41	Baltimore	70,552*	Leach	1	1	1.0	11	1
11/16	L	27-33	at Indianapolis	66,201*	Sapp	2	-3	-1.5	0	0
11/23	W	16-6	at Cleveland	72,077*	Jones	1	-5	-5.0	-5	0
12/1	W	30-17	Jacksonville	70,809*	TEXANS	432	1,846	4.3	711	16
12/7	W	24-21	at Green Bay	70,245*	OPPONENTS	439	1,962	4.5	411	18
12/14	W	13-12	Tennessee	70,831*	RECEIVING	No.	Yds	Avg	Long	TD
12/21	L	16-27	at Oakland	43,687	Johnson	115	1575	13.7	65	8
12/28	W	31-24	Chicago	70,838*	Daniels	70	862	12.3	35	2

*Sellouts

TEAM STATISTICS

TOTAL FIRST DOWNS	340	300	Anderson	19	241	12.7	65	2			
Rushing	106	114	Davis	13	213	16.4	49	0			
Passing	210	167	Leach	12	103	8.6	22	0			
Penalty	24	19	Dreesen	11	77	7.0	13	0			
3rd Down: Made/Att	83/197	74/188	Green	11	32	2.9	8	0			
3rd Down Pct.	42.1%	39.4%	Jones	3	81	27.0	45	0			
4th Down: Made/Att	14/23	10/13	Moats	3	14	4.7	5	0			
4th Down Pct.	60.9%	76.9%	TEXANS	367	4,474	12.2	65	21			
POSSESSION AVG.	31:57	28:03	OPPONENTS	294	3,598	12.2	96t	24			
TOTAL NET YARDS	6,113	5,385									
Avg. Per Game	382.1	336.6	INTERCEPTIONS	No.	Yds	Avg	Long	TD			
Total Plays	1,019	935	Reeves	4	108	27.0	44t	1			
Avg. Per Play	6.0	5.8	Wilson	2	36	18.0	19	0			
NET YARDS RUSHING	1,846	1,962	Bennett	2	26	13.0	23	0			
Avg. Per Game	115.4	122.6	Robinson	2	0	0.0	0	0			
Total Rushes	432	439	Weaver	1	8	8.0	8	0			
NET YARDS PASSING	4,267	3,423	Diles	1	0	0.0	0	0			
Avg. Per Game	266.7	213.9	TEXANS	12	178	14.8	44t	1			
Sacked/Yards Lost	32/207	25/175	OPPONENTS	20	221	11.1	99t	1			
Gross Yards	4,474	3,598									
Attempts/Completions	555/367	471/294	PUNTING	No.	Yds	Avg	Net	TB	In	Lg	B
Completion Pct.	66.1%	62.4%	Turk	55	2,296	41.7	37.9	3	24	59	0
Had Intercepted	20	12	TEXANS	55	2,296	41.7	37.9	3	24	59	0
PUNTS/AVERAGE	53/42.3	67/44.4	OPPONENTS	59	2,535	43.0	37.1	3	24	64	0
NET PUNTING AVG.	35.2	37.2									
PENALTIES/YARDS	80/664	81/659	PUNT RETURNS	Ret	FC	Yds	Avg	Long	TD		
FUMBLES/BALL LOST	28/12	19/10	Jones	32	17	386	12.1	73t	2		
TOUCHDOWNS	40	45	TEXANS	32	17	386	12.1	73T	2		
Rushing	16	18	OPPONENTS	21	14	235	11.2	80T	1		
Passing	21	24									
Returns	3	3	KICKOFF RETURNS	No	Yds	Avg	Long	TD			

SCORE BY PERIODS

	1	2	3	4	OT	Total
TEXANS	77	109	78	102	0	366
OPPONENTS	84	85	86	136	3	394

SCORING	TD	Ru	Pa	Rt	PAT	FG	SAF	TP
Brown	0	0	0	0	37/37	29/33	0	124
Slaton	10	9	1	0	0/0	0/0	0	60
Johnson	8	0	8	0	0/0	0/0	1	50
Walter	8	0	8	0	0/0	0/0	0	48
Green	3	3	0	0	0/0	0/0	0	18
Schaub	2	2	0	0	0/0	0/0	0	12
Daniels	2	0	2	0	0/0	0/0	0	12
Anderson	2	0	2	0	0/0	0/0	0	12
Jones	2	0	0	2a	0/0	0/0	0	12
Moats	1	1	0	0	0/0	0/0	0	6
Leach	1	1	0	0	0/0	0/0	0	6
Reeves	1	0	0	1b	0/0	0/0	0	6
TEXANS	40	16	21	3	37/37	29/33	1	366
OPPONENTS	45	18	24	3*	43/43	25/29	2	394

a- J. Jones 70-yard punt return vs. MIA (10/12); J. Jones 73-yard punt return vs. CIN (10/26); b- J. Reeves 44-yard INT return at MIN (11/2); *C. Finnegan 99-yard INT return at TEN (9/21); *G. Brackett 68-yard YD return vs. IND (10/5); *J. Higgins 80-yard punt return at OAK (12/21)

PASSING	Att	Comp	Yds	Cmp%	Yds/Att	TD	TD%	Int	Int%	Long	Sack/Lost	Rating
Schaub	380	251	3,043	66.1	8.01	15	3.9	10	2.6	65	23/149	92.7
Rosenfels	174	116	1,431	66.7	8.22	6	3.4	10	5.7	61	9/58	79.5
Turk	1	0	0	0.0	0.00	0	0.0	0	0.0	---	0/0	39.6
TEXANS	555	367	4,474	66.1	8.06	21	3.8	20	3.6	65	32/207	88.4
OPPONENTS	471	294	3,598	62.4	7.64	24	5.1	12	2.5	96t	25/175	92.3



2008 FINAL STATISTICS (8-8)

DEFENSIVE STATISTICS

Based on press box stats

TACKLES	Solo	Asst	Total	Sck-Yrds	QB Press	INT-Yards	Pass Def.	Forced Fumbles	Fumble Recovery
D. Ryans	86	26	112	1.0-9	4	0-0	4	2	3
Z. Diles	47	19	66	1.0-9	2	1-0	2	1	0
E. Wilson	52	11	63	0.0-0	0	2-36	7	0	0
M. Williams	44	9	53	12.0-82	25	0-0	0	4	0
N. Ferguson	42	10	52	0.0-0	1	0-0	2	1	1
J. Reeves	47	3	50	0.0-0	0	4-108	19	1	0
A. Weaver	28	17	45	0.0-0	0	1-8	1	0	0
M. Greenwood	31	12	43	0.0-0	0	0-0	1	0	0
F. Bennett	33	8	41	0.0-0	0	2-26	6	2	0
D. Robinson	35	3	38	0.0-0	1	2-0	6	0	0
X. Adibi	26	8	34	0.0-0	1	0-0	0	0	1
K. Bentley	22	12	34	1.0-15	1	0-0	1	0	1
W. Demps	20	10	30	0.0-0	0	0-0	0	0	0
B. Harrison	21	9	30	0.0-0	1	0-0	1	0	0
T. Johnson	24	5	29	1.0-3	5	0-0	2	1	0
De. Robinson	19	8	27	0.0-0	0	0-0	0	1	0
A. Okoye	15	9	24	1.0-13	3	0-0	2	1	1
D. Faggins	16	3	19	0.0-0	0	0-0	2	0	0
J. Zgonina	13	6	19	0.0-0	1	0-0	0	0	1
T. Bulman	10	7	17	4.0-14	9	0-0	0	0	1
E. Cochran	13	4	17	2.0-21	3	0-0	1	0	0
CC. Brown	12	3	15	0.0-0	0	0-0	1	0	0
D. Barber	4	1	5	1.0-9	1	0-0	1	0	0
C. Thompson	4	1	5	1.0-0	4	0-0	1	0	0
F. Okam	2	2	4	0.0-0	0	0-0	0	0	0
N. Kalu	2	2	4	0.0-0	0	0-0	0	0	0
J. Nading	3	1	4	0.0-0	0	0-0	0	0	0
TEAM	3	0	3	0.0-0	0	0-0	0	0	0
A. Molden	1	0	1	0.0-0	0	0-0	0	0	0
Total	675	209	884	25.0-175	62	12-178	60	14	9

SPECIAL TEAMS STATISTICS

SPECIAL TEAMS	Solo	Asst	Total	PAT	Blocks Punt	FG	Forced Fumbles	Fumble Recovery
K. Bentley	16	7	23	0	0	0	0	0
A. Molden	16	3	19	0	0	0	0	1
D. Barber	8	2	10	0	0	0	0	0
D. Faggins	7	2	9	0	0	0	0	0
J. Dreesen	6	2	8	0	0	0	0	0
C. Thompson	4	4	8	0	0	0	0	0
N. Ferguson	6	1	7	0	0	0	0	0
C. Sapp	5	0	5	0	0	0	0	0
V. Leach	4	0	4	0	0	0	0	0
J. Reeves	2	1	3	0	0	0	0	1
B. Harrison	3	0	3	0	0	0	0	0
A. Davis	3	0	3	0	0	0	0	0
W. Demps	0	2	2	0	0	0	0	0
R. Moats	1	2	3	0	0	0	1	0
J. Nading	1	1	2	0	0	0	0	0
M. Greenwood	0	2	2	0	0	0	0	0
C. Taylor	1	0	1	0	0	0	0	0
F. Bennett	2	0	2	0	0	0	0	0
T. Bulman	1	0	1	0	0	0	0	0
K. Brown	1	0	1	0	0	0	0	1
X. Adibi	1	0	1	0	0	0	0	0
D. Anderson	0	1	1	0	0	0	0	0
B. Pittman	0	1	1	0	0	0	0	0
TEAM	1	0	1	0	0	0	0	0
J. Jones	0	0	0	0	0	0	1	1
Total	89	31	120	0	0	0	2	4



2009 FINAL STATISTICS (9-7)

Date	W/L	Score	Opponent	Attendance
9/13	L	7-24	N.Y. Jets	70,118*
9/20	W	34-31	at Tennessee	69,143*
9/27	L	24-31	Jacksonville	70,083*
10/4	W	29-6	Oakland	70,291*
10/11	L	21-28	at Arizona	61,819
10/18	W	28-17	at Cincinnati	64,019*
10/25	W	24-21	San Francisco	70,820*
11/1	W	31-10	at Buffalo	69,790
11/8	L	17-20	at Indianapolis	66,033*
11/23	L	17-20	Tennessee	71,153*
11/29	L	27-35	Indianapolis	70,990*
12/6	L	18-23	at Jacksonville	42,079
12/13	W	34-7	Seattle	70,380*
12/20	W	16-13	at St. Louis	46,256
12/27	W	27-20	at Miami	65,847
1/3/10	W	34-27	New England	71,029*

* Sellouts

TEAM STATISTICS

TOTAL FIRST DOWNS

	Texans	Opponents
Rushing	340	300
Passing	93	91
Penalty	231	175
3rd Down: Made/Att	16	34
3rd Down Pct.	82/204	79/201
4th Down: Made/Att	40.2%	39.3%
4th Down Pct.	8/12	9/21

POSSESSION AVG.

TOTAL NET YARDS

	Texans	Opponents
Avg. Per Game	31.54	28.06
Total Plays	6,129	5,198
Avg. Per Play	383.1	324.9
Total Rushes	1,043	974
Avg. Per Rush	5.9	5.3

NET YARDS RUSHING

	Texans	Opponents
Avg. Per Game	1,475	1,711
Total Rushes	92.2	106.9
Avg. Per Rush	425	396

NET YARDS PASSING

	Texans	Opponents
Avg. Per Game	4,654	3,487
Sacked/Yards Lost	290.9	217.9
Gross Yards	25/149	30/187
Attempts/Completions	4,803	3,674
Completion Pct.	593/399	548/344
Had Intercepted	67.3%	62.8%
PUNTS/AVERAGE	17	14
NET PUNTING AVG.	67/42.8	76/46.8
PENALTIES/YARDS	39.4	40.4
FUMBLES/BALL LOST	95/833	92/728
TOUCHDOWNS	21/11	27/13
Rushing	46	39
Passing	13	17
Returns	29	19
	4	3

SCORE BY PERIODS

	1	2	3	4	OT	Total
TEXANS	89	131	75	93	0	388
Opponents	57	135	58	83	0	333

SCORING

	TD	Ru	Pa	Rt	PAT	FG	SAF	TP
K. Brown	0	0	0	0	43/44	21/32	0	106
A. Johnson	9	0	0	0	0/0	0/0	1	56
J. Jones-b	7	0	6	1	0/0	0/0	0	42
S. Slaton	7	3	4	0	0/0	0/0	0	42
R. Moats	5	4	1	0	0/0	0/0	0	30
O. Daniels	5	0	5	0	0/0	0/0	0	30
C. Brown	3	3	0	0	0/0	0/0	0	18
A. Foster	3	3	0	0	0/0	0/0	0	18
K. Walter	2	0	2	0	0/0	0/0	0	12
B. Pollard - c	2	0	0	2	0/0	0/0	0	12
J. Dreessen	1	0	1	0	0/0	0/0	0	6
V. Leach	1	0	1	0	0/0	0/0	0	6
D. Barber - a	1	0	0	1	0/0	0/0	0	6
Z. Diles	0	0	0	0	0/0	0/0	0	2
B. Cushing	0	0	0	0	0/0	0/0	0	2
TEXANS	46	13	29	4	43/44	21/32	1	388
OPPONENTS	39	17	19	*3	39/39	20/23	0	333

2-Pt. Conversions: TEXANS 1/2, Opponents: 0/0
a-48-yard fumble return for touchdown (NYJ); b-95-yard punt return for touchdown (OAK); c-70-yard interception return for touchdown (SEA)
fumble recovery in end zone (NE); * - D. Rodgers-Cromartie 49-yard INT return for touchdown (ARZ); * - C. Session 27-yard INT return for touchdown (IND); * - D. Butler 91-yard INT return for touchdown (NE)

PASSING

	Att	Comp	Yds	Cmp%	Yds/Att	TD	TD%	Int	Int%	Long	Sack/Lost	Rating
M. Schaub	583	396	4,770	67.9%	8.2	29	5.0%	15	2.6%	72t	25/149	98.6
R. Grossman	9	3	33	33.3%	3.7	0	0.0%	1	11.1%	21	0/0	5.6
C. Brown	1	0	0	0.0%	0.0	0	0.0%	1	100.0%	0	0/0	0.0
TEXANS	593	399	4,803	67.3%	8.1	29	4.9%	17	2.9%	72t	25/149	96.3
Opponents	548	344	3,674	62.8%	6.7	19	3.5%	14	2.6%	69t	30/187	83.2

RUSHING

	No.	Yds	Avg	Long	TD
S. Slaton	131	437	3.3	32t	3
R. Moats	101	390	3.9	17	4
C. Brown	79	267	3.4	13	3
A. Foster	54	257	4.8	24	3
M. Schaub	48	57	1.2	19	0
K. Walter	4	26	6.5	13	0
J. Jones	3	22	7.3	17	0
A. Johnson	2	10	5.0	7	0
R. Grossman	3	9	3.0	8	0
TEXANS	425	1,475	3.5	32t	13
OPPONENTS	396	1,711	4.3	91t	17

RECEIVING

	No.	Yds	Avg	Long	TD
A. Johnson	101	1,569	15.5	72t	9
K. Walter	53	611	11.5	41	2
S. Slaton	44	417	9.5	38t	4
O. Daniels	40	519	13.0	44	5
D. Anderson	38	370	9.7	27	0
J. Jones	27	437	16.2	45	6
J. Dreessen	26	320	12.3	25t	1
V. Leach	20	155	7.8	26	1
C. Brown	16	74	4.6	12	0
R. Moats	13	106	8.2	20	1
A. Foster	8	93	11.6	20	0
J. Casey	6	64	10.7	32	0
A. Davis	6	59	9.8	21	0
A. Hill	1	9	9.0	9	0
TEXANS	399	4,803	12.0	72t	29
OPPONENTS	344	3,674	10.7	69t	19

INTERCEPTIONS

	No.	Yds	Avg	Long	TD
B. Pollard	4	121	30.3	70t	1
B. Cushing	4	26	6.5	20	0
E. Wilson	2	29	14.5	16	0
J. Reeves	1	19	19.0	19	0
J. Busing	1	14	14.0	14	0
D. Barber	1	3	3.0	3	0
B. McCain	1	0	0.0	0	0
TEXANS	14	212	15.1	70t	1
OPPONENTS	17	294	17.3	91t	3

PUNTING

	No.	Yds	Avg	Net	TB	In	Lg	B
M. Turk	67	2,866	42.8	39.4	6	24	62	0
TEXANS	67	2,866	42.8	39.4	6	24	62	0
OPPONENTS	76	3,557	46.8	40.4	2	27	67	0

PUNT RETURNS

	Ret	FC	Yds	Avg	Long	TD
J. Jones	39	14	426	10.9	62	0
G. Martinez	6	1	23	3.8	11	0
TEXANS	45	15	449	10.0	62	0
OPPONENTS	24	24	104	4.3	18	0

KICKOFF RETURNS

	No.	Yds	Avg	Long	TD
A. Davis	33	782	23.7	63	0
J. Jones	24	638	26.6	95t	1
V. Leach	2	23	11.5	15	0
G. Martinez	1	6	6.0	6	0
J. Busing	1	0	0.0	0	0
D. Robinson	1	0	0.0	0	0
J. Casey	1	0	0.0	0	0
K. Walter	1	0	0.0	0	0
TEXANS	64	1,449	22.6	95t	1
OPPONENTS	71	1,597	22.5	71	0

FIELD GOALS

	1-19	20-29	30-39	40-49	50+
K. Brown	0/0	11/13	6/9	2/6	2/4
TEXANS	0/0	11/13	6/9	2/6	2/4
OPPONENTS	0/0	5/5	4/5	4/5	7/8

K. Brown: (1; (38G, 23G); (27G); (26G, 34G, 33WL); (35B); (28B); (50G); (42G, 22G, 26G); (56G, 42WL); (49WR, 26G, 49WL); (35G, 33G); (32G); (29G, 26B, 48 WR, 31G); (27G, 25G, 52RU, 28G); (49G, 22G); (56WR, 38WR).
Opponents: (24G); (40G); (52G); (46, 33); (1; (50); (1; (21G); (22G, 37G); (50G, 49WL, 53G); (32WR); (51G, 46G, 24G); (1; (33G, 52G); 27G, 54WR, 38G); (51G, 43G)



2009 FINAL STATISTICS (9-7)

DEFENSIVE STATISTICS

Based on press box stats

TACKLES	Solo	Asst	Total	Sck-Yrds	Tackles For Loss	QB Hits	INT-Yards	Pass Def.	Forced Fumbles	Fumble Recovery
B.Cushing	86	47	133	4.0-31	13	13	4-26	10	2	0
D.Ryans	93	30	123	1.0-7	14	5	0-0	2	1	1
B.Pollard	82	20	102	1.5-10	4	2	4-121	7	1	3
G.Quin	54	10	64	0.0-0	3	0	0-0	11	0	0
Z.Diles	45	16	61	0.0-0	7	1	0-0	1	2	1
Du.Robinson	42	7	49	0.0-0	6	0	0-0	5	0	0
M.Williams	38	5	43	9.0-52	13	20	0-0	3	2	1
A.Okoye	26	12	38	1.5-8	6	6	0-0	3	0	0
A.Smith	26	8	34	4.5-26	6	18	0-0	1	2	2
E.Wilson	23	6	29	0.0-0	0	0	2-29	3	1	0
J.Zgonina	23	5	28	2.5-11	3	3	0-0	0	0	1
J.Reeves	23	5	28	0.0-0	0	0	1-19	7	0	0
D.Barber	21	4	25	0.0-0	0	1	1-3	4	0	1
S.Cody	12	9	21	0.5-1	1	2	0-0	1	0	0
J.Busing	19	1	20	0.0-0	0	1	1-140	3	0	0
De.Robinson	16	4	20	0.0-0	0	0	0-0	4	1	0
T.Bulman	12	6	18	0.0-0	1	3	0-0	1	0	0
C.Barwin	11	5	16	4.5-43	4	7	0-0	3	0	1
F.Bennett	12	3	15	0.0-0	0	0	0-0	1	0	0
B.McCain	11	0	11	0.0-0	0	0	1-0	3	0	0
A.Johnson	4	0	4	0.0-0	0	0	0-0	0	0	1
D.Anderson	3	0	3	0.0-0	0	0	0-0	0	0	0
N.Ferguson	2	1	3	0.0-0	0	0	0-0	1	0	0
X.Adibi	2	1	3	0.0-0	0	1	0-0	0	0	0
B.Russell	1	2	3	0.0-0	0	0	0-0	0	0	0
T.Jamison	2	0	2	0.0-0	0	0	0-0	0	0	0
J.Jones	2	0	2	0.0-0	0	0	0-0	0	0	1
K.Bentley	1	0	1	0.0-0	0	0	0-0	0	0	0
J.Casey	1	0	1	0.0-0	1	0	0-0	0	0	0
J.Dreessen	1	0	1	0.0-0	0	0	0-0	0	0	0
C.Pitts	1	0	1	0.0-0	0	0	0-0	0	0	0
K.Studdard	1	0	1	0.0-0	0	0	0-0	0	0	0
C.Myers	1	0	1	0.0-0	0	0	0-0	0	0	0
E.Winston	1	0	1	0.0-0	0	0	0-0	0	0	0
C.White	1	0	1	0.0-0	0	0	0-0	0	0	0
O.Daniels	1	0	1	0.0-0	0	0	0-0	0	0	0
K.Walter	1	0	1	0.0-0	0	0	0-0	0	0	0
M.Schaub	1	0	1	0.0-0	0	0	0-0	0	0	1
R.Grossman	0	0	0	0.0-0	0	0	0-0	0	0	1
V.Leach	0	0	0	0.0-0	0	0	0-0	0	0	1
TEAM	0	0	0	1.0-3	0	0	0-0	0	0	0
Total	702	207	909	30.0-91	82	83	14-212	74	12	16

SPECIAL TEAMS STATISTICS

SPECIAL TEAMS	Solo	Asst	Total	PAT	Blocks Punt	FG	Forced Fumbles	Fumble Recovery
K.Bentley	9	11	20	0	0	0	0	0
A.Davis	11	1	12	0	0	0	0	2
J.Busing	7	5	12	0	0	0	0	0
G.Martinez	6	3	9	0	0	0	0	0
D.Barber	7	1	8	0	0	0	0	1
X.Adibi	7	1	8	0	0	0	1	0
R.Moats	6	0	6	0	0	0	0	0
N.Ferguson	6	1	7	0	0	0	0	0
J.Dreessen	4	2	6	0	0	0	0	0
C.Thompson	3	2	5	0	0	0	0	0
J.Casey	4	1	5	0	0	0	0	0
G.Quin	2	2	4	0	0	0	0	0
F.Bennett	3	0	3	0	0	0	0	1
C.Barwin	2	1	3	0	0	0	0	0
B.McCain	3	1	4	0	0	0	0	0
J.Reeves	2	1	3	0	0	0	0	0
A.Molden	1	1	2	0	0	0	0	0
A.Foster	1	1	2	0	0	0	0	0
D.Brown	1	0	1	0	0	0	0	0
B.Russell	1	0	1	0	0	0	0	0
K.Brown	1	0	1	0	0	0	0	0
Z.Diles	0	1	1	0	0	0	0	0
Total	87	36	123	0	0	0	1	4
Opponent	71	23	94	0	0	3	0	3



2010 FINAL STATISTICS (6-10)

Date	W/L	Score	Opponent	Attendance	RUSHING	No.	Yds	Avg	Long	TD
9/12	W	34-24	Indianapolis	70,974*	A.Foster	327	1,616	4.9	741	16
9/19	W OT	30-27	at Washington	88,240*	D.Ward	50	315	6.3	381	4
9/26	L	13-27	Dallas	71,456*	S.Slaton	19	93	4.9	23	0
10/3	W	31-24	at Oakland	32,218	M.Schaub	22	28	1.3	8	0
10/10	L	10-34	N.Y. Giants	71,110*	A.Johnson	2	10	5.0	7	0
10/17	W	35-31	Kansas City	70,926*	J.Jones	2	7	3.5	10	0
11/1	L	17-30	at Indianapolis	66,363*	M.Turk	1	-27	-27.0	-27	0
11/7	L	23-29	San Diego	70,886*	TEXANS	423	2,042	4.8	741	20
11/14	L	24-31	at Jacksonville	62,340	Opponents	433	1,751	4.0	42	16
11/21	L	27-30	at N.Y. Jets	78,843*						
11/28	W	20-0	Tennessee	70,855*	RECEIVING	No.	Yds	Avg	Long	TD
12/2	L	24-34	at Philadelphia	69,144*	A.Johnson	86	1,216	14.1	60	8
12/13	LOT	28-34	Baltimore	71,413*	A.Foster	66	604	9.2	50	2
12/19	L	17-31	at Tennessee	69,143*	K.Walter	51	621	12.2	35	5
12/26	L	23-24	at Denver	73,691*	J.Jones	51	562	11.0	47	3
1/2/11	W	34-17	Jacksonville	71,023*	O.Daniels	38	471	12.4	31	2
*Sellouts					J.Dreessen	36	518	14.4	431	4
					D.Anderson	11	117	10.6	35	0
					J.Casey	8	98	12.3	33	0
					V.Leach	8	91	11.4	21	0
					D.Ward	7	61	8.7	12	0
					S.Slaton	3	11	3.7	12	0
					D.Dickerson	0	0	0	0	0
					TEXANS	365	4,370	12.0	60	24
					Opponents	354	4,499	12.7	731	33

TEAM STATISTICS

TOTAL FIRST DOWNS

	Texans	Opponents
Rushing	118	113
Passing	222	211
Penalty	20	28

3RD DOWN: MADE/ATT

	Texans	Opponents
3rd Down Pct.	41.1%	39.5%

4TH DOWN: MADE/ATT

	Texans	Opponents
4th Down Pct.	47.4%	84.6%

POSSESSION AVG.

	Texans	Opponents
Possession Avg.	29.06	30.54

TOTAL NET YARDS

	Texans	Opponents
Total Net Yards	6,186	6,031

Avg. Per Game

	Texans	Opponents
Avg. Per Game	386.6	376.9

Total Plays

	Texans	Opponents
Total Plays	1,029	1,010

Avg. Per Play

	Texans	Opponents
Avg. Per Play	6.0	6.0

NET YARDS RUSHING

	Texans	Opponents
Net Yards Rushing	2,042	1,751

Avg. Per Game

	Texans	Opponents
Avg. Per Game	127.6	109.4

Total Rushes

	Texans	Opponents
Total Rushes	423	433

NET YARDS PASSING

	Texans	Opponents
Net Yards Passing	4,144	4,280

Avg. Per Game

	Texans	Opponents
Avg. Per Game	259.0	267.5

Sacked/Yards Lost

	Texans	Opponents
Sacked/Yards Lost	32/226	30/219

Gross Yards

	Texans	Opponents
Gross Yards	4,370	4,499

Attempts/Completions

	Texans	Opponents
Attempts/Completions	574/365	547/354

Completion Pct.

	Texans	Opponents
Completion Pct.	63.6%	64.7%

Had Intercepted

	Texans	Opponents
Had Intercepted	12	13

PUNTS/AVERAGE

	Texans	Opponents
Punts/Average	63/42.1	67/43.7

NET PUNTING AVG.

	Texans	Opponents
Net Punting Avg.	36.8	38.1

PENALTIES/YARDS

	Texans	Opponents
Penalties/Yards	90/690	105/851

FUMBLES/BALL LOST

	Texans	Opponents
Fumbles/Ball Lost	15/6	16/5

TOUCHDOWNS

	Texans	Opponents
Touchdowns	44	52

Rushing

	Texans	Opponents
Rushing	20	16

Passing

	Texans	Opponents
Passing	24	33

Returns

	Texans	Opponents
Returns	0	3

SCORE BY PERIODS

	1	2	3	4	OT	Total
TEXANS	53	98	108	128	3	390
Opponents	96	139	75	111	6	427

SCORING

	TD	Ru	Pa	Rt	PAT	FG	SAF	TP
N.Rackers	0	0	0	0	43/43	27/30	0	124
A.Foster	18	16	2	0	0/0	0/0	0	108
A.Johnson	8	0	8	0	0/0	0/0	0	48
K.Walter	5	0	5	0	0/0	0/0	0	30
D.Ward	4	4	0	0	0/0	0/0	0	24
J.Dreessen	4	0	4	0	0/0	0/0	0	24
J.Jones	3	0	3	0	0/0	0/0	0	20
O.Daniels	2	0	2	0	0/0	0/0	0	12
TEXANS	44	20	24	0	43/43	27/30	0	390
Opponents	52	16	33	3	50/50	21/27	0	427

2-Pt. Conversions: TEXANS 1/1, Opponents: 1/1

Sacks: M.Williams 8.5, M.Anderson 4.0, A.Smith 4.0, A.Okoye 3.0, B.Pollard 2.5, B.Cushing 1.5, T.Jamison 1.0, D.Lewis 1.0, E.Mitchell 1.0, T.Nolan 1.0, D.Ryans 1.0, D.Sharpton 1.0, J.Nading 0.5. **TEXANS: 30.0, Opponents: 32.0**

Fumbles/Lost: M.Schaub 9/3, A.Foster 3/2, J.Dreessen 1/1, A. Johnson 1/0, J.Jones 1/0. **TEXANS: 15/6, Opponents: 16/5.**

Fumble Recoveries: G.Quin 2, K.Bentley 1, T.Nolan 1, A.Okoye 1. **Total: 5.**

INTERCEPTIONS

	No.	Yds	Avg	Long	TD
T.Nolan	3	35	11.7	20	0
G.Quin	3	12	4.0	10	0
J.Allen	3	1	0.3	1	0
K.Jackson	2	23	11.5	23	0
K.Bentley	1	18	18.0	18	0
S.McManis	1	1	1.0	1	0
TEXANS	13	90	6.9	23	0
Opponents	12	107	8.9	25	2

PUNTING

	No.	Yds	Avg	Net	TB	In	Lg	B
M.Turk	63	2,650	42.1	36.8	5	19	60	0
TEXANS	63	2,650	42.1	36.8	5	19	60	0
Opponents	67	2,930	43.7	38.1	7	31	59	0

PUNT RETURNS

	Ret	FC	Yds	Avg	Long	TD
J.Jones	29	15	204	7.0	39	0
D.Anderson	4	1	26	6.5	17	0
B.Pollard	1	0	5	5.0	5	0
A.Molden	1	0	0	0.0	0	0
TEXANS	35	16	235	6.7	39	0
Opponents	29	14	233	8.0	30	0

KICKOFF RETURNS

	No	Yds	Avg	Long	TD
S.Slaton	39	767	19.7	50	0
J.Jones	23	494	21.5	35	0
V.Leach	3	40	13.3	26	0
S.McManis	1	25	25.0	25	0
E.Mitchell	1	0	0.0	0	0
TEXANS	67	1,326	19.8	50	0
Opponents	72	1,741	24.2	103	1

FIELD GOALS

	1-19	20-29	30-39	40-49	50+
N.Rackers	0/0	8/8	11/11	5/7	3/4
TEXANS	0/0	8/8	11/11	5/7	3/4
Opponents	0/0	6/7	9/10	6/8	0/2

N.Rackers: (30G, 49G); (47WR, 47G, 43G, 35G); (24G, 30G); (46RU, 35G); (38G); (1); (53G); (27G, 21G, 25G); (24G); (38G, 22G); (35G, 33G); (48G); (52SH, 24G, 42G); (37G); (34G, 54G, 57G); (26G, 33G).

Opponents: (20G); (41G, 27G, 29B, 52WR); (49G, 40G); (39); (45G, 42G); (24G); (48G, 23G, 36G); (1); (38G, 39WR, 43WL); (37G, 33G, 53SH, 30G); (1); (36G, 22G); (1); (30G); (27G); 39G, 46WL).

PASSING

	Att	Comp	Yds	Cmp%	Yds/Att	TD	TD%	Int	Int%	Long	Sack/Lost	Rating
M.Schaub	574	365	4,370	63.6%	7.61	24	4.2%	12	2.1%	60	32/226	92.0
TEXANS	574	365	4,370	63.6%	7.61	24	4.2%	12	2.1%	60	32/226	92.0
Opponents	547	354	4,499	64.7%	8.22	33	6.0%	13	2.4%	73t	30/219	100.5



2010 FINAL STATISTICS (6-10)

DEFENSIVE STATISTICS

TACKLES	Solo	Asst	Total	Sck-Yrds	Tackles For Loss	QB Press	INT-Yards	Pass Def.	Forced Fumbles	Fumble Recovery
B.Pollard	82	30	112	2.5-14	4	4	0-0	5	4	0
G.Quin	71	14	85	0.0-0	3	1	3-12	14	1	2
Z.Diles	58	23	81	0.0-0	4	2	0-0	0	0	0
B.Cushing	53	23	76	1.5-12	8	12	0-0	4	1	0
K.Jackson	57	13	70	0.0-0	1	0	2-23	10	0	0
E.Wilson	41	15	56	0.0-0	0	0	0-0	3	0	0
D.Ryans	32	22	54	1.0-10	2	2	0-0	2	0	0
K.Bentley	32	19	51	0.0-0	3	2	1-18	1	0	1
A.Okoye	27	17	44	3.0-27	7	11	0-0	0	0	1
S.Cody	21	17	38	0.0-0	3	2	0-0	0	0	0
A.Smith	23	15	38	4.0-28	6	17	0-0	2	1	0
T.Nolan	27	9	36	1.0-8	1	2	3-35	5	0	1
M.Williams	22	6	28	8.5-54.5	10	19	0-0	2	1	0
E.Mitchell	18	10	28	1.0-8	3	1	0-0	0	0	0
J.Allen	22	1	23	0.0-0	0	0	3-1	4	0	0
B.McCain	17	5	22	0.0-0	0	0	0-0	2	0	0
M.Anderson	16	5	21	4.0-36	6	8	0-0	2	0	0
D.Sharpton	13	8	21	1.0-9	3	1	0-0	0	0	0
X.Adibi	13	5	18	0.0-0	2	0	0-0	0	1	0
D.Lewis	13	4	17	1.0-6	1	1	0-0	1	0	0
T.Jamison	12	3	15	1.0-3	2	1	0-0	0	0	0
J.Nading	4	5	9	0.5-3.5	0	1	0-0	1	0	0
D. Nixon	6	0	6	0.0-0	0	0	0-0	0	0	0
A.Ogunleye	1	1	2	0.0-0	0	1	0-0	0	0	0
S.McManis	1	1	2	0.0-0	0	0	1-1	1	0	0
M.Schaub	1	0	1	0.0-0	0	0	0-0	0	0	1
D.Barber	1	0	1	0.0-0	0	0	0-0	0	0	0
A. Foster	0	0	0	0.0-0	0	0	0-0	0	1	1
D.Anderson	0	0	0	0.0-0	0	0	0-0	0	1	1
TEXANS	684	271	955	30.0-219	69	88	13-90	59	11	8
Opponent Totals	726	236	962	32.0-226	73	71	12-107	71	13	12

MISCELLANEOUS TACKLES: S. Slaton 2, A. Johnson 2, J. Dreessen 2, C. Myers 2, K. Walter 2, TEAM 2, M. Schaub 1, W. Smith 1, D. Anderson 1, D. Brown 1, O. Daniels 1.

MISCELLANEOUS FUMBLE RECOVERIES: E. Winston 2, R. Butler 1, A. Johnson 1, J. Jones 1, M. Schaub 1, W. Smith 1, D. Ward 1.

SPECIAL TEAMS STATISTICS

	Solo	Asst	Total	PAT	Blocks Punt	FG	Forced Fumble	Fumble Recovery
J.Casey	10	7	17	0	0	0	0	0
D.Sharpton	10	3	13	0	0	0	0	0
T.Nolan	10	3	13	0	0	0	0	0
S.McManis	8	3	11	0	0	0	0	0
N.Rackers	4	4	8	0	0	0	0	0
V.Leach	6	2	8	0	0	0	0	0
J.Dreessen	7	0	7	0	0	0	0	0
A.Molden	5	1	6	0	0	0	0	0
D.Barber	4	1	5	0	0	0	0	0
J.Allen	2	2	4	0	0	0	0	0
D.Anderson	4	0	4	0	0	0	1	0
S. Kegl	3	1	4	0	0	0	0	0
K.Bentley	3	1	4	0	0	0	0	0
X.Adibi	3	1	4	0	0	0	1	0
D.Nixon	2	2	4	0	0	0	0	0
B.McCain	3	0	3	0	0	0	0	0
J.Weeks	1	2	3	0	0	0	0	0
K.Paymah	2	0	2	0	0	0	0	0
G.Graham	2	0	2	0	0	0	0	0
J.Nading	1	0	1	0	0	0	0	0
J.Wall	1	0	1	0	0	0	0	0
Z.Diles	1	0	1	0	0	0	0	0
M.Turk	0	1	1	0	0	0	0	0
B.Pollard	0	0	0	0	0	1	0	0
TEXANS	93	34	127	0	0	1	2	0
Opponents	94	39	133	0	0	0	0	3



2011 FINAL STATISTICS (10-6)

Date	W/L	Score	Opponent	Attendance	RUSHING	No.	Yds	Avg	Long	TD
9/11	W	34-7	Indianapolis	71,444	A.Foster	278	1,224	4.4	43	10
9/18	W	23-13	at Miami	51,032	B.Tate	175	942	5.4	56	4
9/25	L	33-40	at New Orleans	73,002	D.Ward	45	154	3.4	15	2
10/2	W	17-10	Pittsburgh	71,585	T.Yates	14	57	4.1	17	0
10/9	L	20-25	Oakland	71,420	S.Slaton	7	20	2.9	13	0
10/16	L	14-29	at Baltimore	71,154	J.Jones	4	17	4.3	15	0
10/23	W	41-7	at Tennessee	69,143	J.Casey	1	11	11.0	11	0
10/30	W	24-14	Jacksonville	71,412	M.Schaub	15	9	0.6	3	2
11/6	W	30-12	Cleveland	71,511	A.Johnson	1	8	8.0	8	0
11/13	W	37-9	at Tampa Bay	56,037	C.Ogbonnaya	3	6	2.0	4	0
11/27	W	20-13	at Jacksonville	62,004	B.Johnson	1	1	1.0	1	0
12/4	W	17-10	Atlanta	71,545	L.Vickers	1	0	0.0	0	0
12/11	W	20-19	at Cincinnati	40,202	J.Delhomme	0	0	0.0	0	0
12/18	L	13-28	Carolina	71,540	M.Leinart	1	-1	-1.0	-1	0
12/22	L	16-19	at Indianapolis	64,159	TEXANS	546	2,448	4.5	56	18
1/1/12	L	22-23	Tennessee	71,512	Opponents	378	1,536	4.1	42	8

TEAM STATISTICS

TOTAL FIRST DOWNS	321	270	O.Daniels	54	677	12.5	34	3			
Rushing	131	73	A.Foster	53	617	11.6	78	2			
Passing	176	166	K.Walter	39	474	12.2	41	3			
Penalty	14	31	A.Johnson	33	492	14.9	50	2			
3rd Down: Made/Att	93/224	76/212	J.Jones	31	512	16.5	80	2			
3rd Down Pct.	41.5%	35.8%	J.Dreessen	28	353	12.6	56	6			
4th Down: Made/Att	3/11	6/13	J.Casey	18	260	14.4	62	1			
4th Down Pct.	27.3%	46.2%	B.Tate	13	98	7.5	14	0			
POSSESSION AVG.	32:41	27:20	B.Johnson	6	90	15.0	40	1			
TOTAL NET YARDS	5,954	4,571	D.Mason	6	55	9.2	16	0			
Avg. Per Game	372.1	285.7	L.Vickers	4	29	7.3	17	0			
Total Plays	1,046	960	G.Graham	1	24	24.0	24	0			
Avg. Per Play	5.7	4.8	D.Anderson	1	9	9.0	9	0			
NET YARDS RUSHING	2,448	1,536	S.Slaton	1	6	6.0	6	0			
Avg. Per Game	153.0	96.0	TEXANS	288	3,696	12.8	80	20			
Total Rushes	546	378	Opponents	279	3,322	11.9	56	18			
NET YARDS PASSING	3,506	3,035									
Avg. Per Game	219.1	189.7	INTERCEPTIONS	No.	Yds	Avg	Long	TD			
Sacked/Yards Lost	33/190	44/287	J.Joseph	4	40	10.0	29	0			
Gross Yards	3,696	3,322	J.Allen	4	34	8.5	34	0			
Attempts/Completions	467/288	538/279	B.McCain	2	48	24.0	38	1			
Completion Pct.	61.7%	51.9%	Q.Demps	2	47	23.5	42	0			
Had Intercepted	9	17	D.Manning	2	22	11.0	22	0			
PUNTS/AVERAGE	74/44.0	83/46.9	B.Cushing	2	5	2.5	5	0			
NET PUNTING AVG.	37.7	39.6	K.Jackson	1	0	0.0	0	0			
PENALTIES/YARDS	99/852	88/686	TEXANS	17	196	11.5	42	1			
FUMBLES/BALL LOST	20/11	18/10	Opponents	9	132	14.7	27	0			
TOUCHDOWNS	41	27									
Rushing	18	8	PUNTING	No.	Yds	Avg	Net	TB	In	Lg	B
Passing	20	18	B.Hartmann	58	2,573	44.4	37.8	7	15	69	0
Returns	3	1	M.Turk	16	683	42.7	37.4	1	4	55	0

SCORE BY PERIODS

TEXANS	1	2	3	4	OT	Total
Opponents	110	107	63	101	0	381
	39	78	56	105	0	278

SCORING

	TD	Ru	Pa	Rt	PAT	FG	SAF	TP
N.Rackers	0	0	0	0	39/40	32/38	0	135
A.Foster	12	10	2	0	0/0	0/0	0	72
J.Dreessen	6	0	6	0	0/0	0/0	0	36
B.Tate	4	4	0	0	0/0	0/0	0	24
O.Daniels	3	0	3	0	0/0	0/0	0	18
J.Jones	3	0	2	1	0/0	0/0	0	18
K.Walter	3	0	3	0	0/0	0/0	0	18
A.Johnson	2	0	2	0	0/0	0/0	0	12
D.Ward	2	2	0	0	0/0	0/0	0	12
M.Schaub	2	2	0	0	0/0	0/0	0	12
W.Smith	1	0	0	1	0/0	0/0	0	6
B.Johnson	1	0	1	0	0/0	0/0	0	6
B.McCain	1	0	0	1	0/0	0/0	0	6
J.Casey	1	0	1	0	0/0	0/0	0	6
TEXANS	41	18	20	3	39/40	32/38	0	381
Opponents	27	8	18	1	22/22	30/36	2	278

2-Pt. Conversions: TEXANS 0/1, Opponents: 2/5

SACKS: C.Barwin 11.5, A.Smith 6.5, B.Reed 6.0, J.Watt 5.5, M.Williams 5.0, B.Cushing 4.0, T.Jamison 2.0, S.Cody 1.0, E.Mitchell 1.0, J.Nading 0.5, B.Braman 0.5, T.Nolan 0.5. **TEXANS: 44.0, Opponents: 33.0.**

FUMBLES/LOST: B.Tate 4/3, A.Foster 4/3, D.Manning 1/0, M.Schaub 3/1, T.Yates 5/3, J.Delhomme 1/1, S.McManis 1/0.

TEXANS: 19/11, **Opponents:** 17/9.

PUNT RETURNS

	Ret	FC	Yds	Avg	Long	TD
J.Jones	49	7	518	10.6	79	1
S.Keo	1	1	11	11.0	11	0
T.Holliday	1	3	0	0.0	0	0
TEXANS	51	11	529	10.4	79	1
Opponents	32	20	307	9.6	33	0

KICKOFF RETURNS

	No	Yds	Avg	Long	TD
D.Manning	13	356	27.4	46	0
S.McManis	10	205	20.5	45	0
Q.Demps	5	169	33.8	50	0
J.Casey	1	0	0.0	0	0
TEXANS	29	730	25.2	50	0
Opponents	46	1,030	22.4	63	0

FIELD GOALS

	1-19	20-29	30-39	40-49	50+
N.Rackers	0/0	13/13	9/10	4/8	3/4
TEXANS	0/0	13/13	9/10	4/8	3/4
Opponents	1/1	6/7	6/9	8/9	6/7

N.Rackers: (25G, 29G) (23G, 22G, 36G) (25G) (41WL, 54G, 40G) () (32G, 29G) (46WR, 39G) (28G, 21G, 50G) (22G, 37WL) (53G, 33G) (43G, 54SH) (46G, 47WR, 33G) (49WR, 26G, 34G) (44G, 35G, 31G) (52G, 37G, 22G)

Opponents: (37WR) (42G, 22B, 34WL, 34G) (30B, 26G) (54G, 55G, 50G, 42G) (43G, 48G, 25G, 33G, 40G) () () (50G, 51G) (55G) (21G, 55WR, 35G) (19G) (22G, 47G, 49G, 28G) () (23G, 32G, 42WL, 47G, 31G) (21G, 43G, 33G)

PASSING

	Att	Comp	Yds	Cmp%	Yds/Att	TD	TD%	Int	Int%	Long	Sack/Lost	Rating
M.Schaub	292	178	2,479	61.0%	8.5	15	5.1%	6	2.1%	80	16/98	96.8
T.Yates	134	82	949	61.2%	7.1	3	2.2%	3	2.2%	50	15/74	80.7
J.Delhomme	28	18	211	64.3%	7.5	1	3.6%	0	0.0%	40	2/18	98.9
M.Leinart	13	10	57	76.9%	4.4	1	7.7%	0	0.0%	20	0/0	110.1
TEXANS	467	288	3,696	61.7%	7.9	20	4.3%	9	1.9%	80	33/190	92.7
Opponents	538	279	3,322	51.9%	6.2	18	3.3%	17	3.2%	56	44/287	69.0



2011 FINAL STATISTICS (10-6)

DEFENSIVE STATISTICS

TACKLES	Solo	Asst	Total	Sck-Yrds	Tackles For Loss	QB Press	INT-Yards	Pass Def.	Forced Fumbles	Fumble Recovery
Brian Cushing	76	38	114	4.0-21.0	8	12	2-5	5	2	0
Glover Quin	59	18	77	0.0-0.0	2	0	0-0	9	0	1
DeMeco Ryans	44	20	64	0.0-0.0	6	2	0-0	4	1	0
Danaeal Manning	44	15	59	0.0-0.0	0	2	2-22	4	0	0
J.J. Watt	49	7	56	5.5-47.5	13	14	0-0	4	0	2
Connor Barwin	34	13	47	11.5-78.5	12	27	0-0	7	1	0
Johnathan Joseph	40	4	44	0.0-0.0	2	0	4-40	15	1	0
Brooks Reed	30	14	44	6.0-36.0	7	11	0-0	3	0	2
Kareem Jackson	35	5	40	0.0-0.0	2	0	1-0	7	1	0
Jason Allen	33	4	37	0.0-0.0	2	0	4-34	11	0	0
Troy Nolan	25	7	32	0.5-0.5	1	1	0-0	4	0	0
Earl Mitchell	14	13	27	1.0-0.0	0	1	0-0	1	0	0
Antonio Smith	19	6	25	6.5-44.5	10	16	0-0	3	1	0
Brice McCain	24	1	25	0.0-0.0	0	1	2-48	12	0	0
Shaun Cody	16	7	23	1.0-7.0	2	3	0-0	2	0	1
Quintin Demps	18	4	22	0.0-0.0	0	1	2-47	4	0	0
Tim Jamison	14	5	19	2.0-16.0	2	3	0-0	2	1	1
Tim Bulman	6	6	12	0.0-0.0	0	0	0-0	0	0	0
Mario Williams	10	1	11	5.0-29.0	5	6	0-0	1	1	0
Darryl Sharpton	9	0	9	0.0-0.0	0	0	0-0	0	0	0
Tim Dobbins	2	2	4	0.0-0.0	1	0	0-0	1	1	0
Mister Alexander	3	0	3	0.0-0.0	0	0	0-0	0	0	0
Jesse Nading	2	1	3	0.5-3.5	1	0	0-0	0	0	0
Brandon Harris	1	0	1	0.0-0.0	0	1	0-0	0	0	0
Bryan Braman	0	1	1	0.5-3.5	1	1	0-0	0	0	1
TEXANS	607	192	799	44.0-287	77	102	17-196	99	10	8
Opponent	749	220	969	33.0-190	75	52	9-132	62	15	12

MISCELLANEOUS TACKLES: Jacoby Jones 2, Kevin Walter 2, Arian Foster 2, Eric Winston 2, Mike Brisiel 2 (1 assist), Wade Smith 2, Antoine Caldwell 1, Arian Foster 1, Andre Johnson 1, Chris Myers 1, T. Yates 1; Owen Daniels 1 (assist)

MISCELLANEOUS FUMBLE RECOVERIES: Wade Smith 2, Arian Foster 2, Matt Schaub 1, K. Walter 1, E. Winston 1, T.J. Yates 1.

MISCELLANEOUS FORCED FUMBLES: Mike Brisiel, 1.

SPECIAL TEAMS STATISTICS

	Solo	Asst	Total	PAT	Blocks Punt	FG	Forced Fumble	Fumble Recovery
Tim Dobbins	9	0	9	0	0	0	0	0
Jason Allen	8	0	8	0	0	0	0	0
Jesse Nading	7	1	8	0	0	0	1	0
Bryan Braman	5	2	7	0	0	0	0	0
Sherrick McManis	4	1	5	0	0	0	1	0
Joel Dreessen	4	0	4	0	0	0	0	0
Brett Hartmann	4	0	4	0	0	0	0	0
Shiloh Keo	4	0	4	0	0	0	0	0
Mister Alexander	4	0	4	0	0	0	0	0
Troy Nolan	3	0	3	0	0	0	0	0
James Casey	3	0	3	0	0	0	0	0
Dominique Barber	3	0	3	0	0	0	0	0
Bryant Johnson	3	0	3	0	0	0	0	0
Darryl Sharpton	3	0	3	0	0	0	0	0
Brice McCain	3	0	3	0	0	0	0	0
Neil Rackers	2	1	3	0	0	0	0	0
Brandon Harris	1	1	2	0	0	0	0	0
Lawrence Vickers	2	0	2	0	0	0	0	0
Kareem Jackson	2	0	2	0	0	0	0	0
Quintin Demps	0	1	1	0	0	0	0	0
David Anderson	1	0	1	0	0	0	0	0
Chris Ogbonnaya	1	0	1	0	0	0	0	0
Brooks Reed	1	0	1	0	0	0	0	0
Matt Turk	0	1	1	0	0	0	0	0
Earl Mitchell	0	0	0	0	0	0	0	2
Danaeal Manning	0	0	0	0	0	1	0	0
J.J. Watt	0	0	0	0	0	1	0	0
TEXANS	77	8	85	0	0	2	2	2
Opponent	68	20	88	1	0	0	2	4



2011 POSTSEASON STATISTICS

Date	W/L	Score	Opponent	Attendance	RUSHING				No.	Yds	Avg	Long	TD							
1/7/12	W	31-10	Cincinnati	71,725	A.Foster				51	285	5.6	42t	3							
1/15/12	L	13-20	at Baltimore	71,547	B.Tate				9	37	4.1	9	0							
				J.Casey				1	0	0.0	0	0								
				T.Yates				2	-3	-1.5	-1	0								
TEAM STATISTICS				Texans	Opponents															
TOTAL FIRST DOWNS				35	32				63	319	5.1	42t	3							
Rushing				14	10				50	163	3.3	19	1							
Passing				20	20															
Penalty				1	2				RECEIVING											
3rd Down: Made/Att				11/27	10/29				A.Johnson	13	201	15.5	40t	1						
3rd Down Pct.				40.7%	34.5%				A.Foster	8	51	6.4	16	0						
4th Down: Made/Att				0/1	0/3				O.Daniels	4	55	13.8	21	0						
4th Down Pct.				0.0%	0.0%				K.Walter	3	36	12.0	19	0						
POSSESSION AVG.				29:12	30:49				J.Dreessen	0	0	0	0	0						
TOTAL NET YARDS				655	527				J.Casey	0	0	0	0	0						
Avg. Per Game				327.5	263.5				B.Tate	0	0	0	0	0						
Total Plays				120	128				TEXANS				28	343	12.3	40t	1			
Avg. Per Play				5.5	4.1				Opponents				41	433	10.6	36	2			
NET YARDS RUSHING				319	163				INTERCEPTIONS				No.	Yds	Avg	Long	TD			
Avg. Per Game				159.5	81.5				J.Watt	1	29	29.0	29t	1	0					
Total Rushes				63	50				D.Manning	1	0	0.0	0	0	0					
NET YARDS PASSING				336	364				J.Joseph	1	-1	-1.0	-1	0	0					
Avg. Per Game				168.0	182.0				TEXANS				3	28	9.3	29t	1			
Sacked/Yards Lost				2/7	9/69				Opponents				3	1	0.3	1	0			
Gross Yards				343	433				PUNTING				No.	Yds	Avg	Lg	B			
Attempts/Completions				55/28	69/41				M.Turk	10	451	45.1	41.1	1	2	56	0			
Completion Pct.				50.9%	59.4%				TEXANS				10	451	45.1	41.1	1	2	56	0
Had Intercepted				3	3				Opponents				12	589	49.1	44.4	2	2	64	0
PUNTS/AVERAGE				10/45.1	12/49.1				PUNT RETURNS				Ret	FC	Yds	Avg	Long	TD		
NET PUNTING AVG.				41.1	44.4				J.Jones	9	0	16	1.8	9	0	0				
PENALTIES/YARDS				8/107	3/25				TEXANS				9	0	16	1.8	9	0		
FUMBLES/BALL LOST				3/1	4/0				Opponents				3	5	20	6.7	8	0		
TOUCHDOWNS				5	3				KICKOFF RETURNS				No	Yds	Avg	Long	TD			
Rushing				3	1				D.Manning	4	133	33.3	60	0	0					
Passing				1	2				TEXANS				4	133	33.3	60	0			
Returns				1	0				Opponents				2	47	23.5	25	0			
SCORE BY PERIODS				1	2	3	4	OT	Total	FIELD GOALS				1-19	20-29	30-39	40-49	50+		
TEXANS				10	20	7	7	0	44	N.Rackers				0/0	0/0	2/2	1/1	0/1		
Opponents				24	3	0	3	0	30	TEXANS				0/0	0/0	2/2	1/1	0/1		
								Opponents				0/0	0/0	1/1	2/2	0/1				
SCORING				TD	Ru	Pa	Rt	PAT	FG	SAF	TP	N.Rackers: (39G) (40G, 33G, 50SH)				Opponents: (50WR, 37G) (48G, 44G)				
A.Foster				3	3	0	0	0/0	0/0	0	18	TEXANS				0/0	0/0	2/2	1/1	0/1
N.Rackers				0	0	0	0	5/5	3/4	0	14	Opponents				0/0	0/0	1/1	2/2	0/1
A.Johnson				1	0	1	0	0/0	0/0	0	6									
J.Watt				1	0	0	1	0/0	0/0	0	6									
TEXANS				5	3	1	1	5/5	3/4	0	44									
Opponents				3	1	2	0	3/3	3/4	0	30									

2011 POSTSEASON STATISTICS

DEFENSIVE STATISTICS

TACKLES	Solo	Asst	Total	Sck-Yrds	Tackles For Loss	QB Press	INT-Yards	Pass Def.	Forced Fumbles	Fumble Recovery
Brian Cushing	10	9	19	0.0-0.0	1	0	0-0	1	0	0
Danieal Manning	13	3	16	0.0-0.0	0	0	1-0	2	0	0
J.J. Watt	11	3	14	3.5-29.0	4	4	1-29	1	0	0
Brooks Reed	9	4	13	3.5-23.0	2	3	0-0	0	1	0
DeMeco Ryans	4	7	11	0.0-0.0	1	0	0-0	0	0	0
Kareem Jackson	7	1	8	0.0-0.0	0	0	0-0	1	0	0
Johnathan Joseph	8	0	8	0.0-0.0	1	0	1--1	5	0	0
Antonio Smith	7	1	8	1.0-8.0	3	1	0-0	0	0	0
Glover Quin	6	2	8	0.0-0.0	0	0	0-0	0	0	0
Shaun Cody	2	5	7	0.0-0.0	0	0	0-0	0	0	0
Jason Allen	3	2	5	0.0-0.0	0	0	0-0	2	0	0
Earl Mitchell	3	2	5	1.0-9.0	1	1	0-0	1	0	0
Connor Barwin	5	0	5	0.0-0.0	0	2	0-0	0	0	0
Quintin Demps	3	0	3	0.0-0.0	1	0	0-0	0	0	0
Tim Jamison	1	1	2	0.0-0.0	0	0	0-0	1	0	0
Tim Dobbins	2	0	2	0.0-0.0	0	0	0-0	0	0	0
Brice McCain	0	0	0	0.0-0.0	0	0	0-0	2	0	0
J. Nading	0	0	0	0.0-0.0	0	0	0-0	0	1	0
TEXANS	94	40	134	9.0-69	14	11	3-28	16	2	0
Opponent	88	18	106	2.0-7	4	5	3-1	14	2	0

SPECIAL TEAMS STATISTICS

	Solo	Asst	Total	PAT	Blocks Punt	FG	Forced Fumble	Fumble Recovery
James Casey	3	0	3	0	0	0	0	0
Tim Dobbins	1	0	1	0	0	0	0	0
Jesse Nading	1	0	1	0	0	0	1	0
Jason Allen	1	0	1	0	0	0	0	0
Jon Weeks	1	0	1	0	0	0	0	0
Bryan Braman	0	1	1	0	0	0	0	0
Shiloh Keo	0	1	1	0	0	0	0	0
Sherrick McManis	0	1	1	0	0	0	0	0
Jacoby Jones	0	0	0	0	0	0	0	1
TEXANS	7	3	10	0	0	0	1	1
OPPONENT	13	0	13	0	0	0	1	2




TEXANS KICKOFF



WE ARE
TEXANS



TEXANS VETERANS



#50 Bryan Braman OLB
6-5 • 242 • Age 26
3rd season
Spokane, Wash. • West Texas A&M



#79 Brandon Brooks G
6-5 • 325 • Age 24
2nd season
Milwaukee, Wisc. • Miami (Ohio)



#76 Duane Brown T
6-4 • 300 • Age 27
6th season
Richmond, Va. • Virginia Tech



#98 Keith Browner DE
6-4 • 288 • Age 25
1st season
Los Angeles, Calif. • California



#4 Randy Bullock K
5-9 • 211 • Age 23
Rookie
Klein, Texas • Texas A&M



#89 Jake Byrne TE
6-4 • 258 • Age 23
1st season
Rogers, Ark. • Wisconsin




#22 Roc Carmichael CB
5-10 • 197 • Age 25
3rd season
Clinton, Md. • Virginia Tech



#40 Tyler Clutts FB
6-2 • 254 • Age 28
3rd season
Clovis, Calif. • Fresno State



#90 Cameron Collins ILB
6-2 • 246 • Age 23
1st season
Santa Monica, Calif. • Oregon State



#93 Jared Crick DE
6-4 • 295 • Age 24
2nd season
Cozad, Neb. • Nebraska



#56 Brian Cushing ILB
6-3 • 253 • Age 26
5th season
Park Ridge, N.J. • USC



#81 Owen Daniels TE
6-3 • 250 • Age 30
8th season
Naperville, Ill. • Wisconsin




#52 Tim Dobbins ILB
6-1 • 236 • Age 30
8th season
Nashville, Tenn. • Iowa State



#23 Arian Foster RB
6-1 • 230 • Age 27
5th season
San Diego, Calif. • Tennessee



#66 Andrew Gardner T
6-6 • 309 • Age 27
4th season
Tyrone, Ga. • Georgia Tech



#88 Garrett Graham TE
6-3 • 242 • Age 27
4th season
Brick, N.J. • Wisconsin




#26 Brandon Harris CB
5-10 • 195 • Age 23
3rd season
Miami, Fla. • Miami



#91 Ra'Shon Harris NT
6-5 • 312 • Age 27
3rd season
Pensacola, Fla. • Oregon



#68 Ryan Harris T
6-5 • 303 • Age 28
6th season
Minneapolis, Minn. • Notre Dame



#78 Tyler Horn C
6-4 • 305 • Age 24
1st season
Memphis, Tenn. • Miami



#72 David Hunter DE
6-2 • 301 • Age 23
2nd season
Houston, Texas • Houston



#25 Kareem Jackson CB
5-10 • 208 • Age 25
4th season
Macon, Ga. • Alabama



#96 Tim Jamison DE
6-3 • 293 • Age 27
5th season
Harvey, Ill. • Michigan



#18 Lestar Jean WR
6-3 • 212 • Age 25
3rd season
Miami, Fla. • Florida Atlantic



#80 Andre Johnson WR
6-3 • 229 • Age 32
11th season
Miami, Fla. • Miami

TEXANS VETERANS



#64 Delano Johnson DE
6-4 • 290 • Age 25
1st season
Baltimore, Md. • Bowie State



#60 Ben Jones G/C
6-3 • 308 • Age 24
2nd season
Centreville, Ala. • Georgia



#33 Greg Jones FB
6-1 • 268 • Age 32
10th season
Columbia, S.C. • Florida State



#24 Jhathan Joseph CB
5-11 • 188 • Age 29
8th season
Rock Hill, S.C. • South Carolina



#39 Deji Karim RB
5-8 • 209 • Age 26
4th season
Memphis, Tenn. • Southern Illinois



#7 Case Keenum QB
6-1 • 206 • Age 25
1st season
Abilene, Texas • Houston



#31 Shiloh Keo FS
5-11 • 209 • Age 25
2nd season
Everett, Wash. • Idaho



#9 Shane Lechler P
6-2 • 241 • Age 36
14th season
East Bernard, Texas • Texas A&M



#15 Jeff Maehl WR
6-0 • 184 • Age 24
1st season
Paradise, Calif. • Oregon



#38 Danieal Manning FS
5-11 • 213 • Age 31
8th season
Corsicana, Texas • Abilene Christian



#82 Keshawn Martin WR
5-11 • 190 • Age 23
2nd season
Inkster, Mich. • Michigan State



#21 Brice McCain CB
5-9 • 182 • Age 26
5th season
Terrell, Texas • Utah



#97 Terrell McClain NT
6-2 • 304 • Age 25
3rd season
Pensacola, Fla. • South Florida



#3 Stephen McGee QB
6-3 • 227 • Age 27
2nd season
Round Rock, Texas • Texas A&M



#59 Whitney Mercilus LB
6-4 • 252 • Age 23
2nd season
Akron, Ohio • Illinois



#92 Earl Mitchell NT
6-3 • 301 • Age 25
4th season
Galena Park, Texas • Arizona



#53 Mike Mohamed ILB
6-3 • 243 • Age 25
2nd season
Brawley, Calif. • California



#69 Nick Mondek T
6-5 • 308 • Age 24
1st season
Naperville, Ill. • Purdue



#55 Chris Myers C
6-4 • 288 • Age 31
9th season
Miami, Fla. • Miami




#75 Derek Newton T
6-6 • 330 • Age 25
3rd season
Utica, Miss. • Arkansas State




#35 Eddie Pleasant SS
5-10 • 202 • Age 24
1st season
Compton, Calif. • Oregon



#11 DeVier Posey WR
6-1 • 208 • Age 23
2nd season
Cincinnati, Ohio • Ohio State



#58 Brooks Reed LB
6-3 • 256 • Age 26
3rd season
Tucson, Ariz. • Arizona



#20 Ed Reed FS
5-11 • 205 • Age 34
12th season
St. Rose, La. • Miami



#8 Matt Schaub QB
6-5 • 241 • Age 32
10th season
West Chester, Pa. • Virginia



TEXANS VETERANS



#51 Darryl Sharpton ILB
5-11 • 231 • Age 25
4th season
Coral Gables, Fla. • Miami



#94 Antonio Smith DE
6-4 • 289 • Age 31
9th season
Oklahoma City, Okla. • Oklahoma State




#74 Wade Smith G
6-4 • 301 • Age 32
11th season
Dallas, Texas • Memphis



#48 Phillip Supernaw TE
6-5 • 248 • Age 23
1st season
Katy, Texas • Ouachita Baptist



#44 Ben Tate RB
5-11 • 214 • Age 25
4th season
Salisbury, Md. • Auburn



#99 J.J. Watt DE
6-5 • 289 • Age 24
3rd season
Pewaukee, Wisc. • Wisconsin



#46 Jon Weeks LS
5-10 • 247 • Age 27
4th season
Bethpage, N.Y. • Baylor



#67 Cody White G
6-3 • 300 • Age 25
2nd season
Columbus, Ohio • Illinois State



#13 T.J. Yates QB
6-4 • 223 • Age 26
3rd season
Marietta, Ga. • North Carolina

TEXANS DRAFT PICKS



#16 Alan Bonner WR
5-10 • 190 • Age 22
Rookie
Newnan, Ga. • Jacksonville State



#84 Ryan Griffin TE
6-6 • 256 • Age 23
Rookie
Londonderry, N.H. • Connecticut




#10 DeAndre Hopkins WR
6-1 • 207 • Age 21
Rookie
Central, S.C. • Clemson



#95 Chris Jones NT
6-2 • 306 • Age 23
Rookie
Brownsburg, Ind. • Bowling Green



#57 Sam Montgomery OLB
6-3 • 262 • Age 23
Rookie
Greenwood, S.C. • LSU



#77 David Quessenberry T
6-5 • 307 • Age 23
Rookie
La Jolla, Calif. • San Jose State



#36 D.J. Swearinger FS
5-10 • 207 • Age 22
Rookie
Greenwood, S.C. • South Carolina



#73 Brennan Williams T
6-6 • 314 • Age 22
Rookie
West Roxbury, Mass. • North Carolina



#54 Trevardo Williams OLB
6-1 • 237 • Age 22
Rookie
Bridgeport, Conn. • Connecticut

TEXANS ROOKIE FREE AGENTS



#42 Johnny Adams CB
5-10 • 175 • Age 24
Rookie
Akron, Ohio • Michigan State




#45 Zach Boren FB
6-0 • 255 • Age 22
Rookie
Pickerington, Ohio • Ohio State



#34 A.J. Bouye CB
6-0 • 183 • Age 22
Rookie
Tucker, Ga. • Central Florida



#61 Bryan Collins G
6-3 • 303 • Age 22
Rookie
Keller, Texas • SMU



#12 Andy Cruse WR
6-3 • 216 • Age 23
Rookie
Cincinnati, Ohio • Miami (Ohio)



#61 Ja'Gared Davis ILB
6-0 • 245 • Age 22
Rookie
Crockett, Texas • SMU



#62 Evan Frierson ILB
6-2 • 234 • Age 23
Rookie
Washington, D.C. • Illinois State



#37 Ray Graham RB
5-9 • 193 • Age 22
Rookie
Elizabeth, N.J. • Pittsburgh



#27 Travis Howard CB
6-1 • 197 • Age 23
Rookie
Miami, Fla. • Ohio State




#63 Willie Jefferson OLB
6-5 • 233 • Age 22
Rookie
Beaumont, Texas • Stephen F. Austin



#28 Dennis Johnson RB
5-7 • 193 • Age 23
Rookie
Texarkana, Ark. • Arkansas



#30 Orhian Johnson S
6-3 • 211 • Age 23
Rookie
St. Petersburg, Fla. • Ohio State



#62 Alex Kupper G
6-3 • 305 • Age 23
Rookie
Louisville, Ky. • Louisville



#17 Alec Lemon WR
6-1 • 207 • Age 22
Rookie
Crofton, Md. • Syracuse



#87 EZ Nwachukwu WR
5-11 • 196 • Age 22
Rookie
Allen, Texas • Texas A&M



#71 Earl Okine DE
6-6 • 286 • Age 23
Rookie
Gainesville, Fla. • Florida



#85 Adam Schiltz TE
6-4 • 256 • Age 23
Rookie
Ponca City, Okla. • Emporia State



#14 Andrew Shapiro P
6-0 • 203 • Age 22
Rookie
Walnut Creek, Calif. • Fresno State



#86 Mike Smith WR
6-0 • 201 • Age 22
Rookie
Houston, Texas • Connecticut



#29 Jawanza Starling S
6-0 • 206 • Age 22
Rookie
Tallahassee, Fla. • USC



#47 Justin Tuggle OLB
6-3 • 247 • Age 23
Rookie
Alpharetta, Ga. • Kansas State



#43 Cierre Wood RB
5-11 • 205 • Age 22
Rookie
Oxnard, Calif. • Notre Dame



TEXANS ALPHABETIC ROSTER

(As of June 28, 2013; ages as of Kickoff Weekend, 2013)

NO.	NAME	POS	HT	WT	AGE	NFL EXP	COLLEGE	HIGH SCHOOL HOMETOWN	HOW ACQUIRED
50	Braman, Bryan	OLB	6-5	242	26	3	West Texas A&M	Spokane, Wash.	CFA-11
79	Brooks, Brandon	G	6-5	325	24	2	Miami (Ohio)	Milwaukee, Wisc.	D3b-12
76	Brown, Duane	T	6-4	300	27	6	Virginia Tech	Richmond, Va.	D1-08
98	Browner, Keith	DE	6-4	288	25	1	California	Los Angeles, Calif.	CFA-12
4	Bullock, Randy	K	5-9	211	23	2	Texas A&M	Klein, Texas	D5-12
89	Byrne, Jake	TE	6-4	258	23	1	Wisconsin	Rogers, Ark.	FA-12
22	Carmichael, Roc	CB	5-10	197	25	3	Virginia Tech	Clinton, Md.	D4-11
40	Clutts, Tyler	FB	6-2	254	28	3	Fresno State	Clovis, Calif.	T-12 (CHI)
90	Collins, Cameron	ILB	6-2	246	23	1	Oregon State	Santa Monica, Calif.	CFA-12
93	Crick, Jared	DE	6-4	295	24	2	Nebraska	Cozad, Neb.	D4c-12
56	Cushing, Brian	ILB	6-3	253	26	5	Southern California	Park Ridge, N.J.	D1-09
81	Daniels, Owen	TE	6-3	250	30	8	Wisconsin	Naperville, Ill.	D4-06
52	Dobbins, Tim	ILB	6-1	236	30	8	Iowa State	Nashville, Tenn.	FA-11
23	Foster, Arian	RB	6-1	230	26	5	Tennessee	San Diego, Calif.	CFA-09
66	Gardner, Andrew	T	6-6	309	27	4	Georgia Tech	Tyrone, Ga.	FA-11
88	Graham, Garrett	TE	6-3	242	26	4	Wisconsin	Brick, N.J.	D4b-10
26	Harris, Brandon	CB	5-10	195	23	3	Miami (Fla.)	Miami, Fla.	D2b-11
91	Harris, Ra Shon	NT	6-5	312	26	3	Oregon	Pensacola, Fla.	FA-11
88	Harris, Ryan	CB	6-5	308	28	8	Notre Dame	Minneapolis, Minn.	W-12 (DEN)
78	Horn, Tyler	C	6-4	305	24	1	Miami (Fla.)	Memphis, Tenn.	CFA-13
72	Hunter, David	DE	6-2	301	23	2	Houston	Houston, Texas	CFA-12
25	Jackson, Kareem	CB	5-10	208	25	4	Alabama	Macon, Ga.	D1-10
96	Jamison, Tim	DE	6-3	293	27	5	Michigan	Harvey, Ill.	CFA-09
18	Jeon, Lestar	WR	6-3	212	25	3	Florida Atlantic	Miami, Fla.	CFA-11
80	Johnson, Andre	WR	6-3	229	32	11	Miami (Fla.)	Miami, Fla.	D1-03
64	Johnson, Delano	DE	6-4	290	25	1	Bowie State	Baltimore, Md.	CFA-12
60	Jones, Ben	G/C	6-3	308	23	2	Georgia	Centerville, Ala.	D4a-12
33	Jones, Greg	FB	6-1	268	32	10	Florida State	Columbia, S.C.	UFA-13 (JAC)
24	Joseph, Johnathan	CB	5-11	188	29	8	South Carolina	Rock Hill, S.C.	UFA-11 (CIN)
39	Karim, Deji	RB	5-8	209	26	4	Southern Illinois	Memphis, Tenn.	FA-13
77	Keenum, Case	QB	6-1	206	25	1	Houston	Arlene, Texas	CFA-12
31	Kee, Shiloh	FS	5-11	209	25	3	Idaho	Everett, Wash.	D5a-11
9	Lecher, Shane	P	6-2	241	36	14	Texas A&M	East Bernard, Texas	UFA-13 (OAK)
15	Maehl, Jeff	WR	6-0	184	24	1	Oregon	Paradise, Calif.	CFA-11
38	Manning, Danial	SS	5-11	213	30	8	Abilene Christian	Corsicana, Texas	UFA-11 (CHI)
82	Martin, Keshawn	WR	5-11	190	23	2	Michigan State	Inkster, Mich.	D4b-12
21	McCaig, Brice	CB	5-9	182	26	5	Utah	Terrill, Texas	D6-09
97	McClain, Terrell	NT	6-2	304	25	3	South Florida	Pensacola, Fla.	FA-12
3	McGee, Stephen	QB	6-3	227	27	2	Texas A&M	Round Rock, Texas	FA-12
59	Mercurio, Whitney	OLB	6-4	252	23	2	Illinois	Akron, Ohio	D1-12
92	Mitchell, Earl	NT	6-3	301	25	2	Arizona	Galena Park, Texas	D3-10
53	Mohamed, Mike	LB	6-3	243	25	2	California	Brawley, Calif.	FA-12
69	Mondak, Nick	T	6-5	308	24	1	Purdue	Naperville, Ill.	D6-12
55	Myers, Chris	C	6-4	288	31	9	Miami (Fla.)	Miami, Fla.	T-08 (DEN)
75	Newton, Derek	T	6-6	330	25	3	Arkansas State	Utica, Miss.	D7a-11
35	Pleasant, Eddie	SS	5-10	202	24	1	Oregon	Compton, Calif.	CFA-12
11	Posey, DeVier	WR	6-1	208	23	2	Ohio State	Cincinnati, Ohio	D3a-12
58	Reed, Brooks	OLB	6-3	256	26	3	Arizona	Tucson, Ariz.	D2a-11
20	Reed, Ed	FS	5-11	205	34	12	Miami (Fla.)	St. Rose, La.	UFA-13 (BAL)
8	Schaub, Matt	QB	6-5	240	31	10	Virginia	West Chester, Pa.	T-07 (ATL)
51	Sharpton, Darryl	ILB	5-11	231	25	4	Miami (Fla.)	Coral Gables, Fla.	D4a-10
94	Smith, Antonio	DE	6-4	289	31	9	Oklahoma State	Oklahoma City, Okla.	UFA-09 (ARI)
74	Smith, Wade	G	6-4	301	32	11	Memphis	Dallas, Texas	UFA-10 (KC)
49	Superman, Phillip	TE	6-5	248	23	1	Ouachita Baptist	Katy, Texas	CFA-12
44	Tate, Ben	DE	5-11	214	25	4	LSU	Salisbury, Md.	D2-10
99	Watt, J.J.	TE	6-5	289	24	3	Wisconsin	Pewaukee, Wisc.	D1-11
46	Weeks, Jon	LS	5-10	247	27	4	Baylor	Bethpage, N.Y.	FA-10
67	White, Cody	G	6-3	300	24	2	Illinois State	Columbus, Ohio	CFA-12
13	Yates, T.J.	QB	6-4	223	26	3	North Carolina	Marietta, Ga.	D5b-11

DRAFTED (9)

16	Bonner, Alan	WR	5-10	190	22	R	Jacksonville State	Newnan, Ga.	D6b-13
84	Griffin, Ryan	TE	6-6	256	23	R	Connecticut	Londonberry, N.H.	D6d-13
10	Hopkins, DeAndre	WR	6-1	207	21	R	Clemson	Central, S.C.	D1-13
95	Jones, Chris	NT	6-2	306	23	R	Bowling Green	Brownsville, Ind.	D6c-13
57	Montgomery, Sam	OLB	6-3	262	23	R	LSU	Greenwood, S.C.	D3b-13
77	Quessensberry, David	T	6-5	307	23	R	San Jose State	La Jolla, Calif.	D6a-13
36	Swearingen, D.J.	S	5-10	207	22	R	South Carolina	Greenville, S.C.	D2-13
73	Williams, Brennan	T	6-6	314	22	R	North Carolina	West Roxbury, Mass.	D3a-13
54	Williams, Trevardo	OLB	6-1	237	22	R	Connecticut	Bridgeport, Conn.	D4-13

UNDRAFTED ROOKIES (22)

42	Adams, Johnny	CB	5-10	175	24	R	Michigan State	Akron, Ohio	CFA-13
45	Boren, Zach	FB	6-0	255	22	R	Ohio State	Pickerington, Ohio	CFA-13
34	Bouye, A.J.	CB	6-0	183	22	R	Central Florida	Tucker, Ga.	CFA-13
61	Collins, Bryan	G	6-3	303	22	R	SMU	Keller, Texas	CFA-13
12	Cruse, Andy	WR	6-3	216	23	R	Miami (Ohio)	Cincinnati, Ohio	CFA-13
61	Davis, Ja'Gared	ILB	6-0	245	22	R	PJU	Crockett, Texas	CFA-13
62	Frierson, Evan	ILB	6-2	234	22	R	Illinois State	Washington, D.C.	CFA-13
37	Graham, Ray	RB	5-9	193	22	R	Pittsburgh	Elizabeth, N.J.	CFA-13
27	Howard, Travis	CB	6-1	197	23	R	Ohio State	Miami, Fla.	CFA-13
63	Jefferson, Willie	OLB	6-5	233	22	R	Stephen F. Austin	Beaumont, Texas	CFA-13
28	Johnson, Dennis	RB	5-7	193	23	R	Arkansas	Texarkana, Ark.	CFA-13
30	Johnson, Orhian	S	6-3	211	23	R	Ohio State	St. Petersburg, Fla.	CFA-13
62	Kupper, Alex	G	6-3	305	23	R	Louisville	Louisville, Ky.	CFA-13
17	Lemon, Alec	WR	6-1	207	21	R	Syracuse	Crofton, Md.	CFA-13
87	Nwachukwu, EZ	WR	5-11	196	22	R	Texas A&M	Allen, Texas	CFA-13
71	Okine, Earl	DE	6-6	286	23	R	Florida	Gainesville, Fla.	CFA-13
85	Schiltz, Adam	P	6-4	256	22	R	Emporia State (Kans.)	Ponca City, Okla.	CFA-13
14	Shapiro, Andrew	TE	6-0	203	22	R	Florida State	Walnut Creek, Calif.	CFA-13
86	Smith, Mike	WR	6-0	201	22	R	Connecticut	Houston, Texas	CFA-13
29	Stirling, Jawanza	S	6-0	206	22	R	Southern California	Tallahassee, Fla.	CFA-13
47	Tuggle, Justin	OLB	6-3	247	23	R	Kansas State	Alpharetta, Ga.	CFA-13
43	Wood, Cierre	RB	5-11	205	22	R	Notre Dame	Oxnard, Calif.	CFA-13

COACHING STAFF

GARY KUBIAK Head Coach
RICK DENNISON Offensive Coordinator
JOE MARCHIANO Special Teams Coordinator
WADE PHILLIPS Defensive Coordinator
JOHN BENTON Offensive Line
PERRY CARTER Assistant Defensive Backs
KARL DORRELL Quarterbacks
DAN HAMMERSCHMIDT Offensive Assistant
CHICK HARRIS Running Backs
REGGIE HERRING Linebackers
VANCE JOSEPH Defensive Backs
BOBBY KING Assistant Linebackers
LARRY KIRKSEY Wide Receivers
BILL KOLLAR Assistant Head Coach/ Defensive Line
BOB LIGASHESKY Assistant Special Teams
MARC LUBICK Assistant Wide Receivers
BRIAN PARIANI Tight Ends
JIM RYAN Assistant Offensive Line
MATT SCHIOTZ Assistant Strength & Conditioning
CEDRIC SMITH Head Strength & Conditioning
JEFF ZGONINA Assistant Defensive Line



TEXANS NUMERIC ROSTER

(As of June 28, 2013; ages as of Kickoff Weekend, 2013)

NO.	NAME	POS	HT	WT	AGE	NFL EXP	COLLEGE	HIGH SCHOOL HOMETOWN	HOW ACQUIRED
3	Stephen McGee	QB	6-3	227	27	2	Texas A&M	Round Rock, Texas	FA-'12
4	Randy Bullock	QB	5-9	211	23	2	Texas A&M	Klein, Texas	D5-'12
7	Case Keenum	K	6-1	206	25	1	Houston	Abilene, Texas	CFA-'12
8	Matt Schaub	QB	6-5	240	31	10	Virginia	West Chester, Pa.	T-07 (ATL)
9	Shane Lechler	P	6-2	241	36	14	Texas A&M	East Bernard, Texas	UFA-'13 (OAK)
11	DeVier Posey	WR	6-1	208	23	2	Ohio State	Cincinnati, Ohio	D3a-'12
13	Jeff Maehl	QB	6-4	223	26	3	North Carolina	Marletta, Ga.	D5b-'11
18	Lestar Jean	WR	6-0	184	24	1	Oregon	Paradise, Calif.	CFA-'11
20	Ed Reed	FS	5-11	205	34	12	Florida Atlantic	Miami, Fla.	CFA-'11
21	Brice McCain	CB	5-9	182	26	5	Utah	St. Rose, La.	UFA-'13 (BAL)
22	Roc Carmichael	CB	5-10	197	25	3	Virginia Tech	Terrell, Texas	D6-'09
23	Arian Foster	RB	6-1	230	26	5	Tennessee	Clinton, Md.	D4-'11
24	Johnathan Joseph	CB	5-11	188	29	8	South Carolina	San Diego, Calif.	CFA-'09
25	Kareem Jackson	CB	5-10	208	25	4	Alabama	Rock Hill, S.C.	UFA-'11 (CIN)
26	Brandon Harris	CB	5-10	195	23	3	Miami (Fla.)	Macon, Ga.	D1-'10
31	Shiloh Keo	FS	5-11	209	25	3	Idaho	Miami, Fla.	D2b-'11
33	Greg Jones	FB	6-1	268	32	10	Florida State	Everett, Wash.	D5a-'11
35	Eddie Pleasant	SS	5-10	202	24	1	Arizona	Columbia, S.C.	UFA-'13 (JAC)
38	Daniel Manning	RB	5-11	213	30	8	Arlene Christian	Compton, Calif.	CFA-'12
39	Deji Karim	RB	5-8	209	26	4	Southern Illinois	Corpus Christi, Texas	UFA-'11 (CHI)
40	Tyler Clutts	FB	6-2	254	28	3	Fresno State	Oklahoma City, Okla.	T-12 (CHI)
44	Ben Tate	RB	5-11	214	25	4	Auburn	Clovis, Calif.	D2-'10
46	Jon Weeks	LS	5-10	247	27	1	Baylor	Salisbury, Md.	FA-'10
48	Phillip Supernaw	TE	6-5	248	23	1	Ouachita Baptist	Bethpage, N.Y.	CFA-'12
50	Bryan Braman	ILB	6-5	242	26	3	West Texas A&M	Katy, Texas	CFA-'11
51	Darryl Sharpton	OLB	5-11	231	25	4	Miami (Fla.)	Spokane, Wash.	D4a-'10
52	Tim Dobbins	ILB	6-1	236	30	8	Iowa State	Coral Gables, Fla.	FA-'11
53	Mike Mohamed	LB	6-3	243	25	2	California	Nashville, Tenn.	FA-'11
55	Chris Myers	C	6-4	288	31	9	Miami (Fla.)	Brawley, Calif.	T-08 (DEN)
56	Brian Cushing	ILB	6-3	253	26	5	Southern California	Miami, Fla.	D1-'09
58	Brooks Reed	OLB	6-3	286	26	3	Arizona	Park Ridge, N.J.	D2a-'11
59	Whitney Mercilus	OLB	6-4	252	22	2	Illinois	Tucson, Ariz.	D1-'12
60	Ben Jones	G/C	6-3	308	23	2	Georgia	Akron, Ohio	D4a-'12
64	Delano Johnson	DE	6-4	290	25	1	Bowie State	Centerville, Ala.	CFA-'12
66	Andrew Gardner	T	6-6	309	27	4	Georgia Tech	Baltimore, Md.	FA-'11
67	Cody White	G	6-3	300	24	2	Illinois State	Tyrene, Ga.	CFA-'12
68	Ryan Harris	T	6-5	308	28	7	Notre Dame	Columbus, Ohio	W-12 (DEN)
69	Nick Mondak	T	6-5	308	24	1	Purdue	Minneapolis, Minn.	D6-'12
72	David Hunter	DE	6-2	301	23	2	Houston	Naperville, Ill.	CFA-'12
74	Wade Smith	G	6-4	301	32	11	Memphis	Houston, Texas	UFA-'10 (KC)
75	Derek Newton	T	6-6	330	25	3	Arkansas State	Dallas, Texas	D7a-'11
76	Duane Brown	T	6-4	300	27	6	Virginia Tech	Utica, Miss.	D1-'08
78	Tyler Horn	C	6-4	305	24	1	Miami (Fla.)	Richmond, Va.	FA-'13
79	Brandon Brooks	G	6-5	325	24	2	Miami (Ohio)	Memphis, Tenn.	D3b-'12
80	Andre Johnson	WR	6-3	229	32	11	Miami (Fla.)	Milwaukee, Wisc.	D1-'03
81	Owen Daniels	TE	6-3	250	30	8	Wisconsin	Miami, Fla.	D4-'06
82	Keshawn Martin	WR	5-11	190	23	2	Michigan State	Naperville, Ill.	D4b-'12
88	Garrett Graham	TE	6-3	242	27	4	Wisconsin	Inkster, Mich.	D4b-'10
89	Jake Byrne	TE	6-4	258	23	1	Wisconsin	Brick, N.J.	FA-'12
90	Cameron Collins	ILB	6-2	246	23	1	Oregon State	Rogers, Ark.	CFA-'12
91	Ra'Shon Harris	NT	6-5	312	26	3	Oregon	Santa Monica, Calif.	FA-'11
92	Earl Mitchell	NT	6-3	301	25	4	Arizona	Pensacola, Fla.	D3-'10
93	Arnie Smith	DE	6-4	295	24	2	Nebraska	Garena Park, Texas	D4c-'12
94	Antonio Smith	DE	6-4	289	31	9	Oklahoma State	Cozad, Neb.	UFA-'09 (ARI)
96	Tim Jamson	DE	6-3	282	27	5	Harvey	Oklahoma City, Okla.	CFA-'09
97	Terrell McClain	NT	6-2	304	25	3	South Florida	Pensacola, Fla.	FA-'12
98	Keith Browner	DE	6-4	288	25	1	California	Akron, Ohio	CFA-'12
99	J.J. Watt	DE	6-5	289	24	3	Wisconsin	Los Angeles, Calif.	D1-'11

DRAFTED (9)

10	DeAndre Hopkins	WR	6-1	207	21	R	Clemson	Central, S.C.	D1-'13
16	Alan Bonner	WR	5-10	190	22	R	Jacksonville State	Newman, Ga.	D6b-'13
36	D.J. Swearinger	S	5-10	207	22	R	South Carolina	Greenwood, S.C.	D2-'13
54	Trevardo Williams	OLB	6-1	237	22	R	Connecticut	Bridgeport, Conn.	D4-'13
57	Sam Montgomery	CB	6-3	262	23	R	LSU	Greenwood, S.C.	D3b-'13
73	Brennan Williams	T	6-6	314	22	R	North Carolina	West Roxbury, Mass.	D3a-'13
74	David Quessenberry	TE	6-5	307	23	R	San Jose State	La Jolla, Calif.	D6a-'13
84	Ryan Griffin	TE	6-6	256	23	R	Connecticut	Londonderry, N.H.	D6d-'13
95	Chris Jones	NT	6-2	306	23	R	Bowling Green	Brownsville, Ind.	D6c-'13

UNDRAFTED ROOKIES (22)

12	Andy Cruse	WR	6-3	216	23	R	Miami (Ohio)	Cincinnati, Ohio	CFA-'13
14	Andrew Shapiro	P	6-0	203	22	R	Fresno State	Walnut Creek, Calif.	CFA-'13
17	Alec Lemon	WR	6-1	207	21	R	Syracuse	Crofton, Md.	CFA-'13
27	Travis Howard	CB	6-1	197	23	R	Ohio State	Miami, Fla.	CFA-'13
28	Dennis Johnson	RB	5-7	193	23	R	Arkansas	Texarkana, Ark.	CFA-'13
29	Jawanza Starling	S	6-0	206	22	R	Southern California	Tallahassee, Fla.	CFA-'13
30	Orhian Johnson	S	6-3	211	23	R	Ohio State	St. Petersburg, Fla.	CFA-'13
34	A.J. Bouye	CB	6-0	183	22	R	Central Florida	Tucker, Ga.	CFA-'13
37	Ray Graham	RB	5-9	193	22	R	Pittsburgh	Elizabeth, N.J.	CFA-'13
42	Johnny Adams	CB	5-10	175	24	R	Michigan State	Akron, Ohio	CFA-'13
43	Cierre Wood	RB	5-11	205	22	R	Notre Dame	Oxnard, Calif.	CFA-'13
45	Zach Boren	FB	6-0	255	22	R	Ohio State	Pickerington, Ohio	CFA-'13
47	Justin Tuggle	OLB	6-3	247	23	R	Kansas State	Alpharetta, Ga.	CFA-'13
61d	Ja' Gareed Davis	ILB	6-0	245	22	R	SMU	Crockett, Texas	CFA-'13
61o	Bryan Collins	G	6-3	303	22	R	SMU	Keller, Texas	CFA-'13
62d	Evan Frierson	ILB	6-2	234	23	R	Illinois State	Washington, D.C.	CFA-'13
62o	Alex Kupper	G	6-3	305	23	R	Louisville	Louisville, Ky.	CFA-'13
63	Willie Jefferson	OLB	6-5	233	22	R	Stephen F. Austin	Beaumont, Texas	CFA-'13
71	Earl Okine	DE	6-6	286	23	R	Florida	Gainesville, Fla.	CFA-'13
85	Adam Schiltz	TE	6-4	266	22	R	Emporia State (Kans.)	Ponca City, Okla.	CFA-'13
86	Mike Smith	WR	6-0	201	22	R	Connecticut	Houston, Texas	CFA-'13
87	EZ Nwachukwu	WR	5-11	196	22	R	Texas A&M	Allen, Texas	CFA-'13

PRONUNCIATION GUIDE

A.J. Bouye
boy-YAY

Bryan Braman
BRAY-mun

Tyler Clutts
CLUTS

Ja' Gareed Davis
juh-GAIR-id

Evan Frierson
FRY-er-son

DeAndre Hopkins
D-Andre

Orhian Johnson
OR-ee-un

Lestar Jean
Less-TAR JEEN

Deji Karim
DAY-gee CAR-eem

Shiloh Keo
SHY-lo K-yo

Bob Ligasheky
LIG-ah-shes-kee

EZ Nwachukwu
WATCH-ak-woo

Earl Okine
OH-kine

Jeff Maehl
MAIL

Keshawn Martin
KEY-shawn

Whitney Mercilus
MER-sih-lus

DeVier Posey
Duh-VEER-PO-Z

Matt Schaub
SHOBB

Adam Schiltz
SHILTZ

Jawanza Starling
juh-WAHN-zuh

D.J. Swearinger
SWEAR-in-jer

Tevardo Williams
TREH-var-doe

Cierre Wood
see-AIR

Jeff Zgonina
SKO-nee-nah



HOW THE TEXANS WERE BUILT

Year	College Draft (34)	Trades (3)	Free Agents (53)
2003	WR Andre Johnson (1)		
5-11, 4th, AFC South			
2004			
7-9, 3rd, AFC South			
2005			
2-14, 4th, AFC South			
2006	TE Owen Daniels (4)		
6-10, 4th, AFC South		QB Matt Schaub (ATL)	
2007			
8-8, 4th, AFC South			
2008	T Duane Brown (1)	C Chris Myers (DEN)	
8-8, 3rd, AFC South			
2009	ILB Brian Cushing (1)		RB Arian Foster (CFA)
9-7, 2nd, AFC South	CB Brice McCain (6)		DE Tim Jamison (CFA)
			DE Antonio Smith (UFA-ARI)
2010	CB Kareem Jackson (1)		G Wade Smith (UFA-KC)
6-10, 3rd, AFC South	RB Ben Tate (2)		LS Jon Weeks (FA)
	NT Earl Mitchell (3)		
	ILB Darryl Sharpton (4a)		
	TE Garrett Graham (4b)		
2011	DE J.J. Watt (1)		OLB Bryan Braman (CFA)
10-6, AFC South	OLB Brooks Reed (2a)		ILB Tim Dobbins (FA)
Champions	CB Brandon Harris (2b)		T Andrew Gardner (FA)
	CB Roc Carmichael (4)		NT Ra'Shon Harris (FA)
	FS Shiloh Keo (5a)		WR Lestar Jean (CFA)
	QB T.J. Yates (5b)		CB Johnathan Joseph (UFA-CIN)
	T Derek Newton (7a)		WR Jeff Maehl (CFA)
			FS Daniele Manning (UFA-CHI)
2012	OLB Whitney Mercilus (1)	FB Tyler Clutts (CHI)	DE Keith Browner (CFA)
12-4, AFC South	WR DeVier Posey (3a)		TE Jake Byrne (FA)
Champions	G Brandon Brooks (3b)		LB Cameron Collins (CFA)
	G/C Ben Jones (4a)		T Ryan Harris (FA)
	WR Keshawn Martin (4b)		DE David Hunter (CFA)
	DE Jared Crick (4c)		OLB Delano Johnson (CFA)
	K Randy Bullock (5)		QB Case Keenum (CFA)
	T Nick Mondek (6)		DE Terrell McClain (FA)
			QB Stephen McGee (FA)
			LB Mike Mohamed (FA)
			SS Eddie Pleasant (CFA)
			TE Phillip Supernaw (CFA)
			G Cody White (CFA)
2013	WR DeAndre Hopkins (1)		CB Johnny Adams (CFA)
	S D.J. Swearinger (2)		FB Zach Boren (CFA)
	T Brennan Williams (3a)		CB A.J. Bouye (CFA)
	OLB Sam Montgomery (3b)		G Bryan Collins (CFA)
	OLB Trevardo Williams (4)		WR Andy Cruse (CFA)
	T David Quessenberry (6a)		ILB Ja'Gared Davis (CFA)
	WR Alan Bonner (6b)		ILB Evan Frierson (CFA)
	NT Chris Jones (6c)		RB Ray Graham (CFA)
	TE Ryan Griffin (6d)		C Tyler Horn (FA)
			CB Travis Howard (CFA)
			OLB Willie Jefferson (CFA)
			RB Dennis Johnson (CFA)
			S Orhian Johnson (CFA)
			FB Greg Jones (UFA-JAC)
			RB Deji Karim (FA)
			G Alex Kupper (CFA)
			P Shane Lechler (UFA-OAK)
			WR Alec Lemon (CFA)
			WR EZ Nwachukwu (CFA)
			DE Earl Okine (CFA)
			FS Ed Reed (UFA-BAL)
			TE Adam Schiltz (CFA)
			P Andrew Shapiro (CFA)
			WR Mike Smith (CFA)
			S Jawanza Starling (CFA)
			OLB Justin Tuggle (CFA)
			RB Cierre Wood (CFA)





NFL MOBILE IS BUILT TO BRING YOU THE TEXANS.



NFL Mobile delivers live NFL games on Thursday, Sunday and Monday nights and every touchdown from every game on Sunday afternoons with NFL RedZone. Plus, stay on top of all the Texans news, stats and more with live streaming NFL Network 24/7.



RedZone



Network

CALL ****NFL** (**635)
TO GET NFL MOBILE

Airtime, message and data rates may apply for app download and use. Available on select smartphones. Subscription required for video content on all devices. Coverage not available everywhere. © 2013 Verizon.

RELIANT STADIUM



The Texans have played to 112 consecutive sellouts at Reliant Stadium. In 2013, the world's largest indoor HD video boards were installed at Reliant Stadium and it was announced that it will play host to Super Bowl LI in 2017. The stadium has played host to the Texas Bowl since 2006, the 2007 East-West Shrine Game, the 2011 NCAA Men's Final Four, Super Bowl XXXVIII, Wrestlemania XXV, Rodeo Houston and among other large-scale events. The NCAA Men's Final Four will return to the building in 2016.

The city of Houston always has been on the cutting edge of stadium development. Houston first introduced the Astrodome, which opened in 1965 as the world's first domed stadium. The trend continued in 2002 with the debut of Reliant Stadium.

The first NFL stadium with a retractable roof, Reliant Stadium opened for business on Aug. 24, 2002, as the Texans hosted the Miami Dolphins in the preseason. Houston's regular-season debut against Dallas on Sept. 8 was televised nationally on ESPN. The Texans stunned the Cowboys 19-10 before a raucous crowd, unveiling a gameday atmosphere that would become a staple throughout the Texans' inaugural campaign.

In 2013, the world's largest indoor high-definition video boards were installed at the north and south ends of the stadium. The Mitsubishi Electric Diamond Vision System boards are 14,549 square feet apiece and have a display resolution of 1,000 x 5,280 pixels in HD 1080i format.

Counting preseason games, the Texans have played to 112 consecutive sellouts. They set a team record in 2012 with 573,321 fans during the regular season, an average of 71,665 per game. The Texans' largest crowd through 10 seasons was 71,738 for their Wild Card playoff victory over the Cincinnati Bengals on Jan. 5, 2013, the largest non-Super Bowl football crowd in the city's history.

Speaking of the Super Bowl, the world's biggest sports spectacle will take place in Reliant Stadium for a second time in February 2017. The city of Houston was awarded Super Bowl LI following a vote by NFL owners in May 2013. The Super Bowl returned to Houston for the first time in 30 years in 2004 as Reliant Stadium hosted a memorable Super Bowl XXXVIII between the New England Patriots and Carolina Panthers. The Patriots won 32-29 on Adam Vinatieri's 41-yard field goal with four seconds remaining before a crowd of 71,525. The event also featured elaborate pregame and halftime shows featuring the likes of Aerosmith, Beyoncé, Kid Rock, P. Diddy, Nelly, Toby Keith and Willie Nelson.

Reliant Stadium has hosted numerous college football games, including the Texas Bowl since 2006, three Houston Bowls, the 2002 and 2005 Big 12 Championship Games, the 2007 East-West Shrine Game, the Bayou Bucket (Rice vs. Houston) and will be the home of the 2013 AdvoCare Texas Kickoff between Mississippi State and Oklahoma State. Reliant Stadium housed the NCAA Men's Basketball Tournament Sweet 16 in 2008 and 2010 and hosted the Final Four in 2011. The Final Four will return in 2016.

Reliant Stadium also has become one of the nation's leading soccer venues. The U.S. Men's National Soccer Team hosted Mexico in May 2003 in the two teams' first match since their 2002 World Cup meeting. In 2005, Reliant Stadium hosted the championship matches of the Mexican League's InterLiga qualification competition. The stadium hosted another U.S.-Mexico match and a Mexico-Belize World Cup qualifier in 2008 and hosted matches in the CONCACAF Gold Cup in 2005, 2007 and 2009, as well as the Gold Cup semifinals in 2011 and 2010 MLS All-Star Game featuring Manchester United.

The Houston Livestock Show and Rodeo continued to play to a packed house in 2013, boasting such acts as Julio Alvarez, Luke Bryan, Blake Shelton, Pitbull and Bruno Mars. Reliant Stadium also has played host to concerts by U2, The Rolling Stones, Metallica, George Strait and Kenny Chesney, and premier events including WrestleMania XXV, Disney on Ice and the Ringling Bros. and Barnum & Bailey Circus.

Ground broke on Reliant Stadium on March 9, 2000. The stadium, covering 1.9 million square feet, features 44,000 seats on the sideline. There are 8,400 club seats and 195 suites, along with 10 party suites on the 300 level.

With the innovation of the retractable roof, Houston returned to outdoor NFL action in 2002 for the first time since Super Bowl VIII at Rice Stadium in 1974. The roof is made of translucent, Teflon-coated fiberglass fabric and takes 10 minutes to open and close. When it opens, the roof splits at the 50-yard line and docks in the end zones.

RELIANT STADIUM

The climate-controlled stadium also features a natural grass playing surface. The grass is grown on eight-foot square trays, then transported to the stadium.

Reliant Stadium features an open view of the playing field from the main concourse and on the club level. The main concourse is 40 feet wide, which makes it one of the largest in the NFL. Each concession stand has multiple televisions that enable Texans fans to stay on top of the action.

The Texans' front office is located on the south end of the stadium, enabling the club's day-to-day operations to be under one roof. Players report to the stadium to take part in film sessions, practice, treatment and training. The 10,000-square-foot weight room is among the largest in the league. The players also can take advantage of a three-lane lap pool.

Houston's working media has its own offices and library on the ground level of Reliant Stadium. Texans head coach Gary Kubiak conducts his weekly press conference and postgame press conferences in the team's media auditorium on the ground level. The stadium's press box is located on the eighth level of the stadium's west side, flanking Kirby Drive.

Across the street, the Methodist Training Center features three outdoor grass practice fields. One field is lit for night sessions during training camp. The Methodist Training Center also features an indoor practice field outfitted with Field-Turf. The air-supported structure offers the team a seamless transition from outdoor to indoor practice in case of inclement weather. The state-of-the-art facility also doubles as the team's training camp headquarters.

RELIANT'S NEW HD VIDEO BOARDS



The above image is a rendering of one Reliant Stadium's new video boards. Both boards will be the two largest indoor HD video boards in the world and will be installed and fully operational by August 2013.

VIDEO BOARD QUICK FACTS

- The largest in-stadium HD video displays in the world
- Image area is 52.49' (H) x 277.17' (W), totaling 14,549 square feet of display surface compared to 2,592 square feet of display surface on the old, standard definition boards that were used from 2002-12. That is a 561 percent increase in area
- Display resolution of 1,000 x 5,280 pixels in HD 1080i format with 4.4 trillion colors and 960 Hz refresh rate for jitter-free HD images
- Manufactured by Mitsubishi Electric's Diamond Vision Systems Division (Cowboy Stadium; Yankee Stadium; Lambeau Field; Fenway Park; Century Link Field)
- The widest display in professional sports (roughly 40 percent wider than current title holder/Safeco Field in Seattle, Wash.)
- Largest end zone video display in the NFL (more than 70 percent larger than current title holder/LP Field in Nashville, Tenn.)
- Wider than the wing span of a 747 and equal to roughly 3,050 40" LCD displays.

VIDEO BOARD FEATURES

- Texans fans will experience High Definition video images for the first time in Reliant Stadium thanks to the new video displays. The old video boards displayed standard definition images.
- Replays will be further enhanced thanks to an additional slow-motion instant replay machine from EVS that will capture four more camera angles and the capability of network television replay footage to be shown.
- The 277-foot wide displays will be the largest in the NFL or MLB. The portion of the displays that show game action are larger than all but three video boards in the NFL at 115 feet wide and 52.5 feet tall.
- A digital clock and down and distance will replace the matrix displays that served the same purpose.
- In-game statistics will be presented on the videoboard displays, as will out-of-town scores and fantasy football updates.
- All of the space on the displays is digital and can be changed out with graphics to enhance fan experience.

2013 COMPOSITE NFL SCHEDULE

(Games grouped by start times and listed alphabetically by home team; ALL TIMES CENTRAL)

HALL OF FAME GAME SUNDAY, AUGUST 4

Miami vs. Dallas (Canton, Ohio).....7:00 p.m.

PRESEASON WEEK 1 THURSDAY, AUGUST 8

Cincinnati at Atlanta.....7:00 p.m.
Baltimore at Tampa Bay.....6:30 p.m.
St. Louis at Cleveland.....7:00 p.m.
Washington at Tennessee.....7:00 p.m.
Denver at San Francisco.....8:00 p.m.
Seattle at San Diego.....9:00 p.m.

FRIDAY, AUGUST 9

N.Y. Jets at Detroit.....6:30 p.m.
Miami at Jacksonville.....6:30 p.m.
New England at Philadelphia.....6:30 p.m.
Chicago at Carolina.....7:00 p.m.
Arizona at Green Bay.....7:00 p.m.

Houston at Minnesota.....7:00 p.m.
Kansas City at New Orleans.....7:00 p.m.
Dallas at Oakland.....9:00 p.m.

SATURDAY, AUGUST 10

N.Y. Giants at Pittsburgh.....6:30 p.m.

SUNDAY, AUGUST 11

Buffalo at Indianapolis.....12:30 p.m.

PRESEASON WEEK 2

THURSDAY, AUGUST 15

San Diego at Chicago.....7:00 p.m.
Atlanta at Baltimore.....6:30 p.m.
Detroit at Cleveland.....6:30 p.m.
Carolina at Philadelphia.....6:30 p.m.

FRIDAY, AUGUST 16

Tampa Bay at New England.....7:00 p.m.
Minnesota at Buffalo.....6:00 p.m.
San Francisco at Kansas City.....7:00 p.m.
Oakland at New Orleans.....7:00 p.m.

SATURDAY, AUGUST 17

Dallas at Arizona.....3:30 p.m.
Tennessee at Cincinnati.....6:00 p.m.
Jacksonville at N.Y. Jets.....6:30 p.m.

Miami at Houston.....7:00 p.m.
Green Bay at St. Louis.....7:00 p.m.
Denver at Seattle.....9:00 p.m.

SUNDAY, AUGUST 18

Indianapolis at N.Y. Giants.....6:00 p.m.

MONDAY, AUGUST 19

Pittsburgh at Washington.....7:00 p.m.

PRESEASON WEEK 3

THURSDAY, AUGUST 22

Carolina at Baltimore.....7:00 p.m.
New England at Detroit.....6:30 p.m.

FRIDAY, AUGUST 23

Seattle at Green Bay.....7:00 p.m.
Chicago at Oakland.....9:00 p.m.

SATURDAY, AUGUST 24

St. Louis at Denver.....7:00 p.m.
Buffalo at Washington.....3:30 p.m.
Cleveland at Indianapolis.....6:00 p.m.
N.Y. Jets at N.Y. Giants.....6:00 p.m.
Philadelphia at Jacksonville.....6:30 p.m.
Tampa Bay at Miami.....6:30 p.m.
Kansas City at Pittsburgh.....6:30 p.m.
Cincinnati at Dallas.....7:00 p.m.
Atlanta at Tennessee.....7:00 p.m.
San Diego at Arizona.....9:00 p.m.

SUNDAY, AUGUST 25

New Orleans at Houston.....3:00 p.m.
Minnesota at San Francisco.....7:00 p.m.

PRESEASON WEEK 4

THURSDAY, AUGUST 29

Detroit at Buffalo.....6:00 p.m.
Indianapolis at Cincinnati.....6:00 p.m.
Philadelphia at N.Y. Jets.....6:00 p.m.
Jacksonville at Atlanta.....6:30 p.m.
Pittsburgh at Carolina.....6:30 p.m.
New Orleans at Miami.....6:30 p.m.
N.Y. Giants at New England.....6:30 p.m.
Washington at Tampa Bay.....6:30 p.m.
Cleveland at Chicago.....7:00 p.m.
Houston at Dallas.....7:00 p.m.
Tennessee at Minnesota.....7:00 p.m.
Green Bay at Kansas City.....7:00 p.m.
Baltimore at St. Louis.....7:00 p.m.
Arizona at Denver.....8:00 p.m.
San Francisco at San Diego.....9:00 p.m.
Oakland at Seattle.....9:00 p.m.

REGULAR SEASON

THURSDAY, SEPTEMBER 5

(KICKOFF WEEKEND)

Baltimore at Denver.....6:30 p.m.

SUNDAY, SEPTEMBER 8

New England at Buffalo.....Noon
Seattle at Carolina.....Noon
Cincinnati at Chicago.....Noon
Miami at Cleveland.....Noon
Minnesota at Detroit.....Noon
Oakland at Indianapolis.....Noon
Kansas City at Jacksonville.....Noon
Atlanta at New Orleans.....Noon
Tampa Bay at N.Y. Jets.....Noon
Tennessee at Pittsburgh.....Noon
Arizona at St. Louis.....3:25 p.m.
Green Bay at San Francisco.....3:25 p.m.
N.Y. Giants at Dallas.....7:30 p.m.

MONDAY, SEPTEMBER 9

Philadelphia at Washington.....6:10 p.m.
Houston at San Diego.....9:20 p.m.

THURSDAY, SEPTEMBER 12

(SECOND WEEKEND)

N.Y. Jets at New England.....7:25 p.m.

SUNDAY, SEPTEMBER 15

St. Louis at Atlanta.....Noon
Cleveland at Baltimore.....Noon
Carolina at Buffalo.....Noon
Minnesota at Chicago.....Noon
Washington at Green Bay.....Noon
Tennessee at Houston.....Noon
Miami at Indianapolis.....Noon
Dallas at Kansas City.....Noon
San Diego at Philadelphia.....Noon
Detroit at Arizona.....3:05 p.m.
New Orleans at Tampa Bay.....3:05 p.m.
Denver at N.Y. Giants.....3:25 p.m.
Jacksonville at Oakland.....3:25 p.m.
San Francisco at Seattle.....7:30 p.m.

MONDAY, SEPTEMBER 16

Pittsburgh at Cincinnati.....7:40 p.m.

THURSDAY, SEPTEMBER 19

(THIRD WEEKEND)

Kansas City at Philadelphia.....7:25 p.m.

SUNDAY, SEPTEMBER 22

Houston at Baltimore.....Noon
Green Bay at Cincinnati.....Noon
N.Y. Giants at Carolina.....Noon
St. Louis at Dallas.....Noon
Cleveland at Minnesota.....Noon
Tampa Bay at New England.....Noon
Arizona at New Orleans.....Noon
San Diego at Tennessee.....Noon
Detroit at Washington.....Noon
Atlanta at Miami.....3:05 p.m.
Buffalo at N.Y. Jets.....3:25 p.m.
Indianapolis at San Francisco.....3:25 p.m.

Jacksonville at Seattle.....3:25 p.m.
Chicago at Pittsburgh.....7:30 p.m.

MONDAY, SEPTEMBER 23

Oakland at Denver.....7:40 p.m.

THURSDAY, SEPTEMBER 26

(FOURTH WEEKEND)

(Byes: Carolina, Green Bay)

San Francisco at St. Louis.....7:25 p.m.

SUNDAY, SEPTEMBER 29

Baltimore at Buffalo.....Noon
Cincinnati at Cleveland.....Noon
Chicago at Detroit.....Noon

Seattle at Houston.....Noon

Indianapolis at Jacksonville.....Noon
N.Y. Giants at Kansas City.....Noon
Pittsburgh at Minnesota (London).....Noon

Arizona at Tampa Bay.....Noon

N.Y. Jets at Tennessee.....3:05 p.m.

Philadelphia at Denver.....3:25 p.m.

Washington at Oakland.....3:25 p.m.

Dallas at San Diego.....3:25 p.m.

New England at Atlanta.....7:30 p.m.

MONDAY, SEPTEMBER 30

Miami at New Orleans.....7:40 p.m.

THURSDAY, OCTOBER 3

(FIFTH WEEKEND)

(Byes: Minnesota, Pittsburgh, Tampa Bay, Washington)

Buffalo at Cleveland.....7:25 p.m.

SUNDAY, OCTOBER 6

New Orleans at Chicago.....Noon
New England at Cincinnati.....Noon

Detroit at Green Bay.....Noon

Seattle at Indianapolis.....Noon

Baltimore at Miami.....Noon

Philadelphia at N.Y. Giants.....Noon

Jacksonville at St. Louis.....Noon

Kansas City at Tennessee.....Noon

Carolina at Arizona.....3:05 p.m.

Denver at Dallas.....3:25 p.m.

San Diego at Oakland.....3:25 p.m.

Houston at San Francisco.....7:30 p.m.

MONDAY, OCTOBER 7

N.Y. Jets at Atlanta.....7:40 p.m.

THURSDAY, OCTOBER 10

(SIXTH WEEKEND)

(Byes: Atlanta, Miami)

N.Y. Giants at Chicago.....7:25 p.m.

SUNDAY, OCTOBER 13

Green Bay at Baltimore.....Noon
Cincinnati at Buffalo.....Noon

Detroit at Cleveland.....Noon

St. Louis at Houston.....Noon

Oakland at Kansas City.....Noon

Carolina at Minnesota.....Noon

Pittsburgh at N.Y. Jets.....Noon

Philadelphia at Tampa Bay.....Noon

Jacksonville at Denver.....3:05 p.m.

Tennessee at Seattle.....3:05 p.m.

New Orleans at New England.....3:25 p.m.

Arizona at San Francisco.....3:25 p.m.

Washington at Dallas.....7:30 p.m.

MONDAY, OCTOBER 14

Indianapolis at San Diego.....7:40 p.m.

THURSDAY, OCTOBER 17

(SEVENTH WEEKEND)

(Byes: New Orleans, Oakland)

Seattle at Arizona.....7:25 p.m.

SUNDAY, OCTOBER 20

Tampa Bay at Atlanta.....Noon
St. Louis at Carolina.....Noon

Cincinnati at Detroit.....Noon

San Diego at Jacksonville.....Noon

Houston at Kansas City.....Noon



2013 COMPOSITE NFL SCHEDULE

Buffalo at Miami.....	Noon
New England at N.Y. Jets.....	Noon
Dallas at Philadelphia.....	Noon
Chicago at Washington.....	Noon
San Francisco at Tennessee.....	3:05 p.m.
Cleveland at Green Bay.....	3:25 p.m.
Baltimore at Pittsburgh.....	3:25 p.m.
Denver at Indianapolis.....	7:30 p.m.
MONDAY, OCTOBER 21	
Minnesota at N.Y. Giants.....	7:40 p.m.

THURSDAY, OCTOBER 24 (EIGHTH WEEKEND)

(Byes: Baltimore, Chicago, **Houston**, Indianapolis, San Diego, Tennessee)

Carolina at Tampa Bay.....	7:25 p.m.
----------------------------	-----------

SUNDAY, OCTOBER 27

Dallas at Detroit.....	Noon
San Francisco at Jacksonville (London).....	Noon
Cleveland at Kansas City.....	Noon
Miami at New England.....	Noon
Buffalo at New Orleans.....	Noon
N.Y. Giants at Philadelphia.....	Noon
Pittsburgh at Oakland.....	3:05 p.m.
N.Y. Jets at Cincinnati.....	3:05 p.m.
Atlanta at Arizona.....	3:25 p.m.
Washington at Denver.....	3:25 p.m.
Green Bay at Minnesota.....	7:30 p.m.
MONDAY, OCTOBER 28	
Seattle at St. Louis.....	7:40 p.m.

THURSDAY, OCTOBER 31 (NINTH WEEKEND)

(Byes: Arizona, Denver, Detroit, Jacksonville, N.Y. Giants, San Francisco)

Cincinnati at Miami.....	7:25 p.m.
--------------------------	-----------

SUNDAY, NOVEMBER 3

Kansas City at Buffalo.....	Noon
Atlanta at Carolina.....	Noon
Minnesota at Dallas.....	Noon
New Orleans at N.Y. Jets.....	Noon
Tennessee at St. Louis.....	Noon
San Diego at Washington.....	Noon
Philadelphia at Oakland.....	3:05 p.m.
Tampa Bay at Seattle.....	3:05 p.m.
Baltimore at Cleveland.....	3:25 p.m.
Pittsburgh at New England.....	3:25 p.m.
Indianapolis at Houston.....	7:30 p.m.
MONDAY, NOVEMBER 4	
Chicago at Green Bay.....	7:40 p.m.

THURSDAY, NOVEMBER 7 (TENTH WEEKEND)

(Byes: Cleveland, Kansas City, New England, N.Y. Jets)

Washington at Minnesota.....	2:50 p.m.
------------------------------	-----------

SUNDAY, NOVEMBER 10

Seattle at Atlanta.....	Noon
Cincinnati at Baltimore.....	Noon
Detroit at Chicago.....	Noon
Philadelphia at Green Bay.....	Noon
St. Louis at Indianapolis.....	Noon
Oakland at N.Y. Giants.....	Noon
Buffalo at Pittsburgh.....	Noon
Jacksonville at Tennessee.....	Noon
Carolina at San Francisco.....	3:05 p.m.
Houston at Arizona.....	3:25 p.m.
Denver at San Diego.....	3:25 p.m.
Dallas at New Orleans.....	7:30 p.m.

MONDAY, NOVEMBER 11

Miami at Tampa Bay.....	7:40 p.m.
-------------------------	-----------

THURSDAY, NOVEMBER 14 (ELEVENTH WEEKEND)

(Byes: Dallas, St. Louis)

Indianapolis at Tennessee.....	7:25 p.m.
--------------------------------	-----------

SUNDAY, NOVEMBER 17

N.Y. Jets at Buffalo.....	Noon
---------------------------	------

Baltimore at Chicago.....	Noon
Cleveland at Cincinnati.....	Noon
Oakland at Houston.....	Noon
Arizona at Jacksonville.....	Noon
San Diego at Miami.....	Noon
Washington at Philadelphia.....	Noon
Detroit at Pittsburgh.....	Noon
Atlanta at Tampa Bay.....	Noon
Kansas City at Denver.....	3:05 p.m.
San Francisco at New Orleans.....	3:25 p.m.
Minnesota at Seattle.....	3:25 p.m.
Green Bay at N.Y. Giants *	7:30 p.m.
MONDAY, NOVEMBER 18	
New England at Carolina.....	7:40 p.m.

THURSDAY, NOVEMBER 21 (TWELFTH WEEKEND)

(Byes: Buffalo, Cincinnati, Philadelphia, Seattle)
New Orleans at Atlanta..... 7:25 p.m.

SUNDAY, NOVEMBER 24

N.Y. Jets at Baltimore.....	Noon
Pittsburgh at Cleveland.....	Noon
Tampa Bay at Detroit.....	Noon
Minnesota at Green Bay.....	Noon
Jacksonville at Houston.....	Noon
San Diego at Kansas City.....	Noon
Carolina at Miami.....	Noon
Chicago at St. Louis.....	Noon
Indianapolis at Arizona.....	3:05 p.m.
Tennessee at Oakland.....	3:05 p.m.
Dallas at N.Y. Giants.....	3:25 p.m.
Denver at New England *	7:30 p.m.
MONDAY, NOVEMBER 25	
San Francisco at Washington.....	7:40 p.m.

THURSDAY, NOVEMBER 28 (THIRTEENTH WEEKEND)

Green Bay at Detroit.....	11:30 a.m.
Oakland at Dallas.....	3:30 p.m.
Pittsburgh at Baltimore.....	7:30 p.m.

SUNDAY, DECEMBER 1

Tampa Bay at Carolina.....	Noon
Jacksonville at Cleveland.....	Noon
Tennessee at Indianapolis.....	Noon
Denver at Kansas City.....	Noon
Chicago at Minnesota.....	Noon
Miami at N.Y. Jets.....	Noon
Arizona at Philadelphia.....	Noon
Atlanta at Buffalo (TORONTO).....	3:05 p.m.
St. Louis at San Francisco.....	3:05 p.m.
New England at Houston.....	3:25 p.m.
Cincinnati at San Diego.....	3:25 p.m.
N.Y. Giants at Washington *	7:30 p.m.
MONDAY, DECEMBER 2	
New Orleans at Seattle.....	7:40 p.m.

THURSDAY, DECEMBER 5 (FOURTEENTH WEEKEND)

Houston at Jacksonville.....	7:25 p.m.
-------------------------------------	------------------

SUNDAY, DECEMBER 8

Minnesota at Baltimore.....	Noon
Indianapolis at Cincinnati.....	Noon
Cleveland at New England.....	Noon
Oakland at N.Y. Jets.....	Noon
Carolina at New Orleans.....	Noon
Detroit at Philadelphia.....	Noon
Miami at Pittsburgh.....	Noon
Buffalo at Tampa Bay.....	Noon
Kansas City at Washington.....	Noon
Tennessee at Denver.....	3:05 p.m.
St. Louis at Arizona.....	3:25 p.m.
N.Y. Giants at San Diego.....	3:25 p.m.
Seattle at San Francisco.....	3:25 p.m.
Atlanta at Green Bay *	7:30 p.m.
MONDAY, DECEMBER 9	
Dallas at Chicago.....	7:40 p.m.

THURSDAY, DECEMBER 12 (FIFTEENTH WEEKEND)

San Diego at Denver.....	7:25 p.m.
--------------------------	-----------

SUNDAY, DECEMBER 15

Washington at Atlanta.....	Noon
Chicago at Cleveland.....	Noon
Houston at Indianapolis.....	Noon
Buffalo at Jacksonville.....	Noon
New England at Miami.....	Noon
Philadelphia at Minnesota.....	Noon
Seattle at N.Y. Giants.....	Noon
New Orleans at St. Louis.....	Noon
San Francisco at Tampa Bay.....	Noon
Arizona at Tennessee.....	Noon
N.Y. Jets at Carolina.....	3:05 p.m.
Kansas City at Oakland.....	3:05 p.m.
Green Bay at Dallas.....	3:25 p.m.
Cincinnati at Pittsburgh *	7:30 p.m.
MONDAY, DECEMBER 16	
Baltimore at Detroit.....	7:40 p.m.

SUNDAY, DECEMBER 22 (SIXTEENTH WEEKEND)

Miami at Buffalo.....	Noon
New Orleans at Carolina.....	Noon
Minnesota at Cincinnati.....	Noon
Denver at Houston.....	Noon
Tennessee at Jacksonville.....	Noon
Indianapolis at Kansas City.....	Noon
Cleveland at N.Y. Jets.....	Noon
Chicago at Philadelphia.....	Noon
Tampa Bay at St. Louis.....	Noon
Dallas at Washington.....	Noon
N.Y. Giants at Detroit.....	3:05 p.m.
Arizona at Seattle.....	3:05 p.m.
Pittsburgh at Green Bay.....	3:25 p.m.
Oakland at San Diego.....	3:25 p.m.
New England at Baltimore *	7:30 p.m.
MONDAY, DECEMBER 23	
Atlanta at San Francisco.....	7:40 p.m.

SUNDAY, DECEMBER 29 (SEVENTEENTH WEEKEND)

Carolina at Atlanta.....	Noon
Green Bay at Chicago.....	Noon
Baltimore at Cincinnati.....	Noon
Philadelphia at Dallas.....	Noon
Jacksonville at Indianapolis.....	Noon
N.Y. Jets at Miami.....	Noon
Detroit at Minnesota.....	Noon
Buffalo at New England.....	Noon
Tampa Bay at New Orleans.....	Noon
Washington at N.Y. Giants.....	Noon
Cleveland at Pittsburgh.....	Noon
Houston at Tennessee.....	Noon
San Francisco at Arizona.....	3:25 p.m.
Denver at Oakland.....	3:25 p.m.
Kansas City at San Diego.....	3:25 p.m.
St. Louis at Seattle.....	3:25 p.m.

* - Sunday night games in Weeks 11-16 subject to change





MARC VANDERMEER @TexansVoice DIRECTOR OF BROADCASTING PLAY-BY-PLAY VOICE

Marc Vandermeer (@TexansVoice) joined the Texans staff as director of radio broadcasting in June 2012 and was promoted to senior director of broadcasting in June 2013. Vandermeer has been a team fixture since it began play in 2002, calling every snap the Houston Texans have ever taken as the team's play-by-play announcer and serving as a co-host of the morning drive show for flagship station KILT SportsRadio 610 AM until May 2012.

In his current role, Vandermeer continues to serve as the "Voice of the Texans" and oversees the programs and content on HoustonTexans.com, Texans Radio on SportsRadio 610 and Texans television programming on Fox Sports Southwest. Since the Texans began play, Vandermeer is one of only four current team employees to attend every single game, joining special teams coordinator Joe Marciano, running backs coach Chick Harris and director of equipment services Jay Brunetti.

Vandermeer came to the Texans following a successful three-year run as the play-by-play voice for the

Miami Hurricanes on 560 WQAM. He called the action for the Hurricanes' football and baseball national championship teams in 2001, hosted the athletic program's weekly show, Hurricane Hotline, and filled in on the WQAM Morning Show.

From 1995-99, Vandermeer was the play-by-play voice for the UMass Minutemen and served as the UMass Radio Network Director for WHMP AM/FM. He was promoted to station manager his final year with WHMP.

Vandermeer has also called NCAA Basketball Tournament games for Westwood One Radio and was the play-by-play voice for Central Michigan University from 1992-95. He also serves on the Junior Achievement Board of Directors.

The Boston University alumnus is married to his wife, Corinne. The couple and has two sons, 7-year old Luke, and Liam, who was born in January of 2013. He enjoys playing basketball, golfing and sailing in his spare time and is an avid guitar player.



DREW DOUGHERTY @DoughertyDrew MULTIMEDIA SPECIALIST HOST, TEXANS TV

Drew Dougherty (@DoughertyDrew) is the host of Texans TV and the team's integrated media manager. Dougherty is the on-air talent for the video on the team's website and can be heard and seen on all team-related shows. He is in his fifth season with the team.

On Tuesdays from noon to 2 p.m. CST, you can hear Dougherty contributing to "Texans All Access" on Texans Radio on SportsRadio 610. Dougherty can be seen on Fox Sports Southwest Texans Huddle show and interviewing players and coaches on Texans TV on the team's website. In addition to his duties in front of the camera in English, Dougherty also hosts a weekly segment in Spanish called "Puntos Extra" with "La voz de los Texans" Enrique Vasquez.

From 2005 to 2009, Dougherty was the sports director at FOX34 and Telemundo46 in Lubbock. He was one of just a handful of journalists nationwide who broadcasted in both English and Spanish on a daily basis. He also hosted a few weekly coaches shows for the Texas Tech football, baseball and women's basketball teams, including Red Raider Sports with Mike Leach. Dougherty handled the TV play-by-play duties when the Lady

Raiders and the baseball team were on the air, and he also was the play-by-play voice for the Tech Red vs. Black spring football games, as well as the ASCO West Texas High School Football All Star games each June.

Dougherty's start in television began at Texas Cable News in Dallas. During his four years at TXCN, he produced Ford Sports Talk and Cadillac's Texas Legends in Sports. The latter show featured in-depth profiles of Bum Phillips, Darrell Royal, Ty Murray, Mary Lou Retton, Nolan Ryan and Don Meredith, to name a few. He also filled in as an anchor for the nightly, half-hour long Chevy SportsDay as well as the weekend sportscasts.

He triple-majoring in Spanish, Latin American Studies and Print Journalism at Southern Methodist University and also wrote for The Daily Campus and the Park Cities People during his time in college.

Dougherty grew up in Houston rooting for the Oilers, Astros and Rockets, and graduated from Strake Jesuit College Preparatory.

Drew and his wife Vita, are the proud parents of twins, who were born in May 2013: daughter, Marie, and son, Robert. The family is guarded by their ferocious wiener dogs, Lucy and Randy, and lives in Spring Branch.



TEXANS TELEVISION NETWORK



ABC-13/KTRK-TV is the official television home of the Houston Texans and the flagship station of the Houston Texans Television Network.

The announcers for three of the Texans' 2013 preseason games will be veteran broadcasters Joel Meyers and Spencer Tillman. Meyers spent 10 years as a play-by-play voice for NBC's NFL coverage, the NBA, Major League Baseball, the Olympics and golf. He also has extensive play-by-play experience with FOX Sports and ESPN. Tillman, a former San Francisco 49er and Houston Oiler, is a college football analyst for CBS Sports' "College Football Today" and a former host of "NFL Sunday Ticket." On the sidelines will be former Texans defensive lineman, Seth Payne.

ABC-13's Eyewitness Sports Team members Greg Bailey (Sports Director), Bob Slovak (Sports reporter/anchor) and David Nuño

(reporter) help keep fans up-to-date throughout the season with exclusive coverage.

"EXTRA Points – Houston Texans Edition" airs Saturdays at 6:30 p.m. "Houston Texans: Inside the Game" airs Sundays at 10:35 p.m. and is hosted by Bailey and Tillman. The show features interviews with Texans players, one-on-one interviews with Texans head coach Gary Kubiak and a recap of each Texans game.



Joel Meyers
Play-By-Play



Spencer Tillman
Analyst/Host



Seth Payne
Preseason Sideline

TEXANS RADIO



The Houston Texans and CBS RADIO Houston reached a multi-year agreement in October 2011 to ensure SportsRadio 610 and 100.3 KILT-FM remained the radio home of the Houston Texans through the 2021 NFL season and the home of Texans Radio ancillary programming. SportsRadio 610 AM and 100.3 KILT-FM have been the flagship stations of the Houston Texans since the team entered play in 2002.

Texans Radio broadcasts three-hour pregame and postgame shows on SportsRadio 610 before and after every Texans game. The Texans Radio Network broadcast team of Marc Vandermeer and Andre Ware will continue to provide play-by-play and game analysis as they have done for the past 11 years, along with Rich Lord on the sidelines.

Texans fans are guaranteed more than 15 hours of dedicated Houston Texans programming every week during football season, including in excess of five hours on Mondays as part of "Texans Monday" and a two-hour "Texans Live" show every weeknight from 6-8 p.m. CST on SportsRadio 610, and streaming online at www.HoustonTexans.com and via the Texans app for a variety of mobile devices.

Texans Radio on Sports Radio 610 is the best place to find team information on the airwaves. Exclusive shows with quarterback Matt Schaub (Mondays during the season from 8-8:30 a.m. CST) and Gary Kubiak

(Mondays at 5 p.m. CST) have drawn record ratings. Texans Radio also broadcasts a 60-minute condensed version of every game on Tuesdays from 8-9 p.m. CST on SportsRadio 610 called "Texans Replay," "Texans Game Plan" from noon-2 p.m. CST on Fridays throughout the season, "Texans All Access" on Tuesdays from noon-2 p.m. CST throughout the offseason, "Texans Live" on Thursdays at 6 p.m. CST in the offseason.

Texans Radio is also exclusively airs Houston Texans NFL Draft coverage, with 16 hours of live on-site coverage from Reliant Stadium throughout the draft, and of Houston Texans Training Camp, with daily live broadcasts from the Methodist Training Center throughout training camp.



Marc Vandermeer
Play-By-Play

Andre Ware
Analyst

Rich Lord
Sideline Reporter



TEXANS SPANISH-LANGUAGE RADIO



america

Univision America 1010 AM is the flagship Spanish-language radio broadcaster

of the Houston Texans for the 12th consecutive season and is the home of "The Texans Show" on Tuesdays at 5 p.m. CT during the season. Representing 44 percent of Houston's population, the Hispanic community offers a huge fan base for the Texans.

Univision America 1010 AM is owned and operated by Univision Communications Inc., the premier Spanish-language media company in the United States. Univision Radio's portfolio includes 70 owned and operated stations in 17 markets including all 10 top markets that reach 16 million listeners a week.

Enrique Vasquez is in his 12th season on the Texans Spanish radio broadcast and will serve as the play-by-play for the 2013 season. Vasquez had served on the broadcast as color commentator since the team's inaugural season in 2002.

Vasquez began his career in sports radio and television, in 1992 as a color analyst on the Houston Oilers Spanish Radio broadcast where he remained through the 1995 season. He has handled play-by-play duties for Fox Sports Americas on the network's international coverage of the NFL game of the week as well as Super Bowl XXXI and XXXII.

From 1998-01 Vasquez served as play-by-play announcer on the Dallas Cowboys Spanish radio broadcast, on select preseason game broadcasts as well as color commentator during the 2000 and 2001 seasons. He is also a regular contributor on houstontexans.com in both the English and Spanish.

JoJo Padron enters his second season with the Texans Spanish radio broadcast and will serve as color commentator in 2012. He is currently the afternoon host of Univision Radio's KAMA Tu Música 104.9 FM.

Padron broke into the broadcasting industry at the age of six, becoming the youngest television star on Univision's top-rated show "Sábado Gigante." He also made numerous appearances on other television shows, including "Party of Five", "ER", "General Hospital" and "Moesha."

In 2002, Padron turned his efforts to the radio business and has since been a part of several stations, including Hot 92 Jamz, Clear Channel in Los Angeles, KWIE Wild 96.1 FM in Riverside, Calif. and KVIB 95.1 Latino Vibe and KKFR Power 98.3 FM in Phoenix. He returned to Univision Radio in 2010 and can now be heard on Houston's KAMA Tu Musica 104.9 FM, San Antonio's KGXS La Kalle 95.1 FM and Albuquerque's KKRQ La Kalle 101.3 FM.



Enrique Vasquez
Play-By-Play



JoJo Padron
Analyst

FOX SPORTS SOUTHWEST



Patti Smith, along with Marc Vandermeer and Drew Dougherty, is the host of Texans shows on Fox Sports Southwest. Texans Huddle airs Thursdays at 6 p.m. CST and Talking Texans airs Fridays at 6 p.m. CST. The cable network is also home to Texans pre-game shows from 10-11 a.m. CST, and post-game shows on Sundays.

Fox Sports Southwest is a regional cable sports network that operates in all or parts of Texas, Louisiana, Oklahoma, New Mexico, and Arkansas. The network operates out of the Dallas-Fort Worth suburb of Irving and also in Houston, the operations center for all Fox Sports Net channels in the central part of the United States.

It is also the cable home for the Houston Texans, Dallas Mavericks (NBA), Dallas Stars (NHL), Texas Rang-

ers (MLB), FC Dallas (MLS), San Antonio Spurs (NBA), San Antonio Silver Stars (WNBA), plus local coverage of the Southland, Big 12, and Conference USA athletic conferences. In addition, Fox Sports Southwest houses the UIL 5A State championship games for Football, Boys Basketball, and Baseball.

Fox Sports Southwest originally began as Home Sports Entertainment in 1983, serving as the cable television home of professional and collegiate sports team throughout Texas and surrounding states. In the mid-1990s, HSE became a part of the Prime Sports Networks, thus becoming Prime Sports Southwest. In 1996, the network became Fox Sports (Net) Southwest, upon News Corporation's purchase of the Prime Networks and its merger with the SportsChannel networks.



TEXANS RADIO AND PRESEASON TELEVISION AFFILIATES

RADIO		
City	Station	Channel
Alpine, Texas	KVLF	1240 AM
Athens, Texas	KLVQ	1410 AM
Austin, Texas	KVET-AM	1300 AM
Beaumont, Texas	KIKR/KBED	1450/1510 AM
Big Spring, Texas	KBYG	1400 AM
Brenham, Texas	KWHI	1280 AM
Bryan, Texas	KZNE	1150 AM
Carthage, Texas	KGAS	104.3 FM
College Station, Texas	KZNE	1150 AM
Corpus Christi, Texas	KSIX	1230 AM
Gonzalez, Texas	KCTI	1450 AM
Henderson, Texas	KWRD	1470 AM
Killeen, Texas	KTEM	1400 AM
Levelland, Texas	KLVT	1230 AM
Liberty, Texas	KSHN	99.9 FM
Livingston, Texas	KETX	92.3 FM
Lubbock, Texas	KJDL	105.3 FM
Lufkin, Texas	KSML	1260 AM
Marble Falls, Texas	KBey	103.9 FM
Marshall, Texas	KMHT	1450 AM/103.9 FM
Midland, Texas	KCRS	550 AM
Nacogdoches, Texas	KSML	1260 AM
Navasota, Texas	KWBC	1550AM
New Braunfels, Texas	KGNB	1420 AM
Odessa, Texas	KCRS	550 AM
Orange, Texas	KOGT	1600 AM
San Angelo, Texas	KKSA	1260 AM
San Antonio, Texas	KZDC	1250 AM
San Marcos, Texas	KGNB	1420 AM
Temple, Texas	KTEM	1400 AM
Tyler, Texas	KLVQ	1410 AM
McAllen, Texas	KBUC	102.1 FM
Waco, Texas	KRZI	1660 AM

TELEVISION		
City	Channel	Station
Houston, Texas	13	KTRK (ABC)
Alexandria, Texas	48	WNTZ (FOX)
Austin, Texas	24	KVUE (ABC)
Beaumont, Texas	12	KBMT (ABC)
Bryan/College Station, Texas	23	KAGS (NBC)
Corpus Christi, Texas	10	KZTV (CBS)
El Paso, Texas	9	KTSM (NBC)
Laredo, Texas	39	KXOF (FOX)
McAllen, Texas	2	KFXV (FOX)
Midland/Odessa, Texas	24	KPEJ (FOX)
San Angelo, Texas	6	KIDY (FOX)
San Antonio, Texas	12	KSAT (ABC)
Tyler, Texas	56	KETK (NBC)
Victoria, Texas	17.2	KMOL (ABC)
Waco/Temple, Texas	6	KCEN (NBC)



Texans Radio can be heard in Houston on CBS Radio SportsRadio610 KILT AM in Houston.



2013 HOUSTON TEXANS SCHEDULE

PRESEASON

Day	Date	Opponent	TV	Time (CT)
Friday	Aug. 9	at Minnesota Vikings	KTRK	7:00 pm
Saturday	Aug. 17	MIAMI DOLPHINS	KTRK	7:00 pm
Sunday	Aug. 25	NEW ORLEANS SAINTS #	FOX	3:00 pm
Thursday	Aug. 29	at Dallas Cowboys	KTRK	7:00 pm

REGULAR SEASON

Day	Date	Opponent	TV	Time (CT)
Monday	Sept. 9	at San Diego Chargers #	ESPN	9:20 pm
Sunday	Sept. 15	TENNESSEE TITANS	CBS	Noon
Sunday	Sept. 22	at Baltimore Ravens	CBS	Noon
Sunday	Sept. 29	SEATTLE SEAHAWKS	FOX	Noon
Sunday	Oct. 6	at San Francisco 49ers #	NBC	7:30 pm
Sunday	Oct. 13	ST. LOUIS RAMS	FOX	Noon
Sunday	Oct. 20	at Kansas City Chiefs	CBS	Noon
Sunday	Oct. 27	BYE WEEK		
Sunday	Nov. 3	INDIANAPOLIS COLTS #	NBC	7:30 pm
Sunday	Nov. 10	at Arizona Cardinals	CBS	3:25 pm
Sunday	Nov. 17	OAKLAND RAIDERS	CBS	Noon
Sunday	Nov. 24	JACKSONVILLE JAGUARS	CBS	Noon
Sunday	Dec. 1	NEW ENGLAND PATRIOTS	CBS	3:25 pm
Thursday	Dec. 5	at Jacksonville Jaguars #	NFLN	7:25 pm
Sunday	Dec. 15	at Indianapolis Colts	CBS	Noon
Sunday	Dec. 22	DENVER BRONCOS	CBS	Noon
Sunday	Dec. 29	at Tennessee Titans	CBS	Noon

* *Italicized games Weeks 11-17, game time subject to change due to flexible scheduling.*

POSTSEASON

Sat.-Sun.	Jan. 4-5	AFC and NFC Wild Card Playoffs (NBC)
Sat.-Sun.	Jan. 11-12	AFC and NFC Divisional Playoffs (CBS and FOX)
Sun.	Jan. 19	AFC and NFC Championship Games (CBS and FOX)
Sun.	Jan. 26	AFC-NFC Pro Bowl (NBC)
Sun.	Feb. 2	Super Bowl XLVIII, New York/New Jersey (FOX)

All kickoff times Central

#- Televised Nationally

Home Games in **BOLD**

All games are broadcasted live on The New Bull @ 100.3 and SportsRadio 610 AM
Spanish broadcasts on Univision America 1010 AM



VETERAN BIOS



WE ARE
TEXANS



BRYAN BRAMAN OUTSIDE LINEBACKER

50

Height: 6-5 | Weight: 242 | College: West Texas A&M |
Hometown: Spokane, Wash. | 3rd NFL Season |
3rd with Texans | Age as of Kickoff Weekend 2013: 26 |
Acquired: CFA-'11 | 2012 GP/GS (Playoffs): 14/0 (2/0) |
Career GP/GS (Playoffs): 30/0 (4/0) | Teams: Houston, 2011-13 |

TRANSACTIONS: Signed with Houston Texans on July 28, 2011.

HONORS:

- USA Today All-Joe Team (2012)

2012 (Houston 14/0, 2/0):

- Saw action in the last 14 games of the season, leading the team with 16 special teams tackles and a franchise-record two blocked punts
- Inactive for the first two games of the season
- Made his season debut on special teams at Denver (9/23)
- Led the team with three special teams tackles vs. Tennessee (9/30)
- Made a special teams tackle at the New York Jets (10/8)
- Blocked a punt in the fourth quarter that DeVier Posey recovered for a touchdown vs. Green Bay (10/14)
- Named the Special Teams Player of the Game after recording two special teams tackles and recovering an onside kick vs. Baltimore (10/21)
- Made a tackle on special teams vs. Jacksonville (11/18)
- Had one special teams tackle at Detroit (11/22)
- Made a tackle on special teams at Tennessee (12/2)
- Recorded two tackles (one solo) and had one special teams tackle at New England (12/10)
- Blocked a punt in the second quarter and returned it eight yards for his first career touchdown vs. Indianapolis (12/16)
- Had two tackles on special teams vs. Minnesota (12/23)
- Made a tackle on special teams at Indianapolis (12/30)
- Had a tackle on special teams in AFC Wild Card Playoff vs. Cincinnati (1/5/13)

2011 (Houston 16/0, 2/0):

- Saw action in all 16 games, finishing with 0.5 sacks, a fumble recovery and seven special teams tackles
- Made his NFL debut vs. Indianapolis (9/11)
- Saw action at linebacker and on special teams for the first six games of the regular season
- Assisted on a special teams tackle vs. Oakland (10/9)
- Named the Special Teams Player of the Game after recording two special teams tackles at Tennessee (10/23)
- Made a special teams tackle vs. Jacksonville (10/30)
- Recovered a Josh Johnson fumble and made a special teams tackle at Tampa Bay (11/13)
- Assisted on a special teams tackle at Jacksonville (11/27)
- Teamed with OLB Jesse Nading to sack Tennessee QB Matt Hasselbeck for a 7-yard loss in the third quarter vs. Tennessee (1/1/12), the first sack of his career
- Made his postseason debut and assisted on one special teams tackle in AFC Wild Card Playoff vs. Cincinnati (1/7/12)

COLLEGE:

- Played at West Texas A&M University while current Texans assistant linebackers coach Bobby King was on staff
- Played defensive end at Long Beach City College in 2007 and 2008
- In 2008, he earned first team SCFA all-Southern Conference honors after having recorded 24 tackles (23 solo, one assisted) in 2008, while seeing action in eight games
- Had 42 solo stops to his credit to go along with 5.5 tackles for loss, one pass breakup, two fumble recoveries and 1.5 sacks
- Majored in sports & exercise sciences at WTAMU
- Redshirted at Idaho in 2006

PERSONAL:

- Was a standout defensive end for coach Mark Hester at Spokane Shadle Park High School in Spokane, Wash.

Braman's 2012 Season Statistics

Date, Opp	Tackles					Interceptions				Fumbles			
	G	GS	Tot	Solo	Asst	Sk	Yds	No	Yds	Lg	TD	PD	FF
9/9 vs. MIA								INACTIVE					
9/16 @ JAX								INACTIVE					
9/23 @ DEN	1	0	0	0	0	0.0	0.0	0	0	0	0	0	0
9/30 vs. TEN	1	0	1	1	0	0.0	0.0	0	0	0	0	0	0
10/8 @ NYJ	1	0	0	0	0	0.0	0.0	0	0	0	0	0	0
10/14 vs. GB	1	0	2	1	1	0.0	0.0	0	0	0	0	0	0
10/21 vs. BAL	1	0	1	1	0	0.0	0.0	0	0	0	0	0	0
11/4 vs. BUF	1	0	0	0	0	0.0	0.0	0	0	0	0	0	0
11/11 @ CHI	1	0	0	0	0	0.0	0.0	0	0	0	0	0	0
11/18 vs. JAX	1	0	0	0	0	0.0	0.0	0	0	0	0	0	0
11/22 @ DET	1	0	0	0	0	0.0	0.0	0	0	0	0	0	0
12/2 @ TEN	1	0	0	0	0	0.0	0.0	0	0	0	0	0	0
12/10 @ NE	1	0	2	1	1	0.0	0.0	0	0	0	0	0	0
12/16 vs. IND	1	0	0	0	0	0.0	0.0	0	0	0	0	0	0
12/23 vs. MIN	1	0	0	0	0	0.0	0.0	0	0	0	0	0	0
12/30 @ IND	1	0	0	0	0	0.0	0.0	0	0	0	0	0	0
2012 Totals	14	0	6	4	2	0.0	0.0	0	0	0	0	0	0

Braman's Career Statistics

Year Team	Tackles					Interceptions				Fumbles			
	G	GS	Tot	Solo	Asst	Sk	Yds	No	Yds	Lg	TD	PD	FF
2011 Hou	16	0	1	0	1	0.5	3.5	0	0	0	0	0	1
2012 Hou	14	0	6	4	2	0.0	0.0	0	0	0	0	0	0
NFL Totals	30	0	7	4	3	0.5	3.5	0	0	0	0	0	1

Braman's Career Highs

Tackles	2	Twice, most recent: at New England, 12/10/12
Sacks	0.5	vs. Tennessee, 1/1/12
Fumble Recoveries	1	at Tampa Bay, 11/13/11
Blocked Punts	1	Twice, most recent: vs. Indianapolis, 12/16/12

Additional Statistics

Special Teams Tackles: 23 total; 2011 – 7. 2012 – 16.

Braman's 2012 Playoff Statistics

Date, Opp	Tackles					Interceptions				Fumbles			
	GP	GS	Tot	Solo	Asst	Sk	Yds	No	Yds	Lg	TD	PD	FF
1/5/13 vs. CIN (WC)	1	0	0	0	0	0.0	0.0	0	0	0	0	0	0
1/13/13 at NE (Div)	1	0	0	0	0	0.0	0.0	0	0	0	0	0	0
2012 Totals	2	0	0	0	0	0.0	0.0	0	0	0	0	0	0

Braman's Career Playoff Statistics

Date, Opp	Tackles					Interceptions				Fumbles			
	G	GS	Tot	Solo	Asst	Sk	Yds	No	Yds	Lg	TD	PD	FF
1/7/12 vs. CIN (WC)	1	0	0	0	0	0.0	0.0	0	0	0	0	0	0
1/15/12 at BAL (Div)	1	0	0	0	0	0.0	0.0	0	0	0	0	0	0
1/5/13 vs. CIN (WC)	1	0	0	0	0	0.0	0.0	0	0	0	0	0	0
1/13/13 at NE (Div)	1	0	0	0	0	0.0	0.0	0	0	0	0	0	0
Career Totals	4	0	0	0	0	0.0	0.0	0	0	0	0	0	0

Additional Playoff Statistics

Special Teams Tackles: 2 total; 2011 – 1. 2012 – 1.



BRANDON BROOKS

GUARD

79

Height: 6-5 | Weight: 325 | College: Miami (Ohio) |
 Hometown: Milwaukee, Wisc. | 2nd NFL Season |
 2nd with Texans | Age as of Kickoff Weekend 2013: 24 |
 Acquired: D3b, 2012 (76th overall) | 2012 GP/GS (Playoffs): 6/0 (2/0) |
 Career GP/GS (Playoffs): 6/0 (2/0) | Teams: Houston, 2012-13 |

TRANSACTIONS: Selected by Houston Texans in the third round (76th overall) of the 2012 NFL Draft... Signed by Texans on July 24, 2012.

HONORS:

- Madden Most Valuable Protectors Award (Week 13, 2012)

2012 (Houston 6/0, 2/0):

- Saw action as a reserve guard in the final six games of his rookie season as well as two playoff games
- Inactive for the first 10 games of the season
- Made his NFL debut on special teams at Detroit (11/22)
- Helped pave the way for Arian Foster to rush for 140 yards while not allowing Matt Schaub to be sacked in the AFC Wild Card Playoff vs. Cincinnati (1/5/13)

COLLEGE:

- Started 41-of-45 games he played at Miami (Ohio), 15 at left guard, 14 at left tackle and 12 at right guard
- Registered 287 knockdowns and 47 touchdown-resulting blocks
- Had touchdown-resulting blocks on 35 of the Redhawks' 40 rushing touchdowns in his career
- Three-time All-Mid-American Conference second-team selection
- All-American honorable mention, Super Sleeper Team and All-MAC first-team selection by The NFL Draft Report and earned second-team All-MAC accolades from the league's coaches and media
- Shifted to right guard for his senior campaign, starting all 12 games
- Earned All-MAC second-team recognition as a junior, despite playing in only seven games
- Started all 12 games at left tackle and earned All-MAC second-team honors as a sophomore as he was credited with 12 touchdown-resulting blocks
- Named the RedHawks' Freshman of the Year, starting all 12 games at left guard with 70 knockdowns
- Redshirted as a freshman in 2007

PERSONAL:

- Attended Riverside University High School (Milwaukee, Wis.) where he played both offense and defense
- Named two-time team MVP and team captain as a senior in high school, leading the team to an 11-2 record and a berth in the state playoffs
- Also lettered in basketball and baseball
- Psychology major
- At a listed 340 pounds, is the biggest player in Texans history

Brooks' Career Stats

- Games/Starts: 2012: 6/0; Total: 6/0.
- Postseason Games/Starts: 2012: 2/0; Totals: 2/0.



DUANE BROWN TACKLE

76

Height: 6-4 | Weight: 300 | College: Virginia Tech |
Hometown: Richmond, Va. | 6th NFL Season |
6th with Texans | Age as of Kickoff Weekend 2013: 28 |
Acquired: D1-'08 (26th overall) | 2012 GP/GS (Playoffs): 16/16 (2/2) |
Career GP/GS (Playoffs): 76/76 (4/4) | Teams: Houston, 2008-13 |

TRANSACTIONS: Selected by Houston Texans in first round (26th pick overall) of the 2008 NFL Draft... Signed by Texans on July 25, 2008... Re-signed by Texans on Aug. 16, 2012.

HONORS:

- Associated Press First Team All-Pro (2012)
- Associated Press Second Team All-Pro (2011)
- Pro Bowl (2013)
- USA Today All-Joe Team (2011)
- Madden Most Valuable Protectors Award (Week 7, 2011; Week 4, 2012; Week 13, 2012)

CAREER:

- Was the second rookie in Texans history to start all 16 games on the offensive line
- Gained All-Pro honors in 2011 and 2012
- Has blocked for four 1,000-yard rushers and was a part of a top-10 offense in four of his first five years in the League
- Has been called for holding just twice in 76 games

2012 (Houston 16/16, 2/2):

- Part of an offense that ranked 7th in the NFL and Started all 16 games for the fourth time in his career, earning Associated Press All-Pro First Team honors as well as being selected as a starter for the AFC in the Pro Bowl
- Part of an offensive line that cleared the way for Texans running backs to rush for 216 yards and three touchdowns while not allowing Matt Schaub to be sacked at Jacksonville (9/17)
- Helped provide protection for Schaub, enabling him to tie a career-high with four touchdown passes at Denver (9/23)
- Helped Arian Foster rush for 152 yards and a touchdown at the New York Jets (10/8)
- Part of an offense that set a franchise record by scoring 43 points vs. Baltimore (10/21)
- Helped Foster go over 100 yards for the fourth time this season as he gained 111 yards on 24 carries and scored a touchdown vs. Buffalo (11/4)
- Part of an offense that set a franchise record with 653 yards of offense and tied the franchise scoring record with 43 points vs. Jacksonville (11/18) and put up another 501 yards at Detroit (11/22)
- Paved the way for Foster to rush for 140 yards while not allowing Schaub to be sacked in the AFC Wild Card Playoff vs. Cincinnati (1/5/13)

2011 (Houston 16/16, 2/2):

- Second-Team AP All-Pro choice after blocking for 1,200-yard and 900-yard rushers and allowing 2.0 sacks (according to StatsPass, Inc.)
- Paved the way for Ben Tate to rush for 116 yards vs. Indianapolis (9/11) and 103 yards at Miami (9/18)
- Provided pocket protection enabling Schaub to throw for 373 yards and three touchdowns at New Orleans (9/25)
- Helped control the line of scrimmage, clearing the way for Foster to rush for 155 yards and a touchdown vs. Pittsburgh (10/2)
- Part of an offense that put up 518 total yards, the fourth-highest in team history, which included two 100-yard rushers and a 100-yard receiver at Tennessee (10/23)
- Cleared holes on the offensive line enabling the Texans to rush for a franchise-record 261 yards, including two 100-yard rushers for the second time that season, vs. Cleveland (11/6)
- Paved the way for Foster to become the first player to rush for over 100 yards on the Falcons defense in the 2011 season when he went for 111 yards on 31 carries vs. Atlanta (12/4)
- Helped Foster go over 100 yards for the sixth time that season and over 1,000 yards rushing for the second consecutive season vs. Carolina (12/18)
- Started at left tackle in his postseason debut and opened holes for Foster to rush for 153 yards in AFC Wild Card Playoff vs. Cincinnati (1/7/12)
- Paved the way for Foster to rush for 132 yards, the most Baltimore's defense has ever given up in a postseason game, in AFC Divisional Playoff at Baltimore (1/15/12)

2010 (Houston 12/12):

- Started 12 games at left tackle, clearing holes to help Foster rush for a franchise record 1,616 yards and win 2010 rushing title
- Helped pave the way for Foster's franchise-record 231 yards rushing vs. Indianapolis (9/12)
- Provided pocket protection for Schaub, enabling him to throw for a then-franchise-record 497 yards and three touchdowns at Washington (9/19)
- Opened holes for Foster to rush for 143 yards vs. Tennessee (11/28)
- Paved the way for Foster to rush for 180 yards vs. Jacksonville (1/2) and wrap up the 2010 NFL rushing title

2009 (Houston 16/16):

- Started at right guard and helped Schaub set a career high with four touchdown passes at Tennessee (9/20)
- Helped Schaub pass for his second consecutive 300-yard game vs. Jacksonville (9/27)

2008 (Houston 16/16):

- Started all 16 games and helped clear the way for RB Steve Slaton to lead all rookie rushers with 1,282 yards
- Helped Slaton run for his first 100-yard game when he started at right guard at Jacksonville (9/28)
- Helped Schaub throw three touchdown passes at Jacksonville and again vs. Cincinnati (10/26)
- Helped Slaton set a Texans rookie record with 156 rushing yards at Indianapolis (11/16)
- Blocked for Schaub to throw for 414 yards and two touchdowns at Green Bay (12/7)
- Started at right guard vs. Tennessee (12/14) in which he was part of the offensive line that helped Slaton run for his third consecutive 100-yard game

COLLEGE:

- Registered 71 knockdown blocks in his three seasons as an offensive tackle
- Earned second-team All-Atlantic Coast Conference recognition for the second straight season and was a two-time state Offensive Lineman/End of the Year pick by the Richmond Touchdown Club
- Recorded six tackles and blocked three kicks on special teams as a senior and also caught three passes for 64 yards (21.3 average) and one touchdown, adding three yards on a rushing attempt
- Apparel, housing and resource management major, with a minor in consumer studies

PERSONAL:

- Attended Hermitage (Richmond, Va.) High School where he lettered twice as a tight end and defensive end
- Played in the Panthers' first three games his senior year before suffering a broken leg, but returned for the Central Region semifinal game, catching seven passes for just under 100 yards in his limited playing time, and also recorded 15 tackles along with a pair of sacks to earn second-team All-District honors
- Lettered in basketball and track, as he finished fourth in the Group AAA outdoor shot put competition

Brown's Career Stats

- Games/Starts: 2008: 16/16; 2009: 16/16; 2010: 12/12; 2011: 16/16; 2012: 16/16; Total: 76/76.
- Postseason Games/Starts: 2011: 2/2; 2012: 2/2; Total: 4/4.



KEITH BROWNER DEFENSIVE END

98

Height: 6-4 | Weight: 288 | College: California |
 Hometown: Los Angeles, Calif. | 1st NFL Season |
 1st with Texans | Age as of Kickoff Weekend 2013: 25 |
 Acquired: CFA-'12 | 2012 GP/GS: 0/0 |
 Career GP/GS: 0/0 | Teams: Houston, 2012-13 |

TRANSACTIONS: Signed with Houston Texans on June 14, 2012...Released by the Texans on Aug. 31, 2012...Signed to the Texans practice squad on Oct. 29, 2012...Re-signed by Texans on Jan. 14, 2013.

COLLEGE:

- Played in 38 games over his final three seasons with 10 starts, playing both linebacker and defensive end
- Recorded 41 tackles with 4.5 tackles for loss, 2.0 sacks, a forced fumble, a fumble recovery and two pass breakups
- Played in all 12 games with nine starts during his senior season, recording 28 tackles, 1.0 sack and a forced fumble
- Had a career-high eight tackles at USC in his final season
- Saw action in the 13 contests during his junior season, including the first start of his career at outside linebacker in the regular-season finale at Washington
- Made his collegiate debut vs. Louisiana Tech in 2007 after redshirting the 2006 season

PERSONAL:

- Prepstar All-America selection at defensive end at Dorsey High School (Los Angeles, Calif.)
- Played on an 11-3 team and City of Los Angeles semifinalist as a senior
- Credited with 21.0 sacks, eight fumble recoveries and six forced fumbles over the last two seasons of his prep career
- Recorded 12.0 sacks as a senior
- Father, Keith Sr., was a standout outside linebacker at USC and played in the NFL with the Tampa Bay Buccaneers, Los Angeles Raiders, San Francisco 49ers and San Diego Chargers



RANDY BULLOCK KICKER

4

Height: 5-9 | Weight: 211 | College: Texas A&M |
 Hometown: Klein, Texas | 2nd NFL Season |
 2nd with Texans | Age as of Kickoff Weekend 2013: 23 |
 Acquired: D5, 2012 (161st overall) | 2012 GP/GS (Playoffs): 0/0 (0/0) |
 Career GP/GS (Playoffs): 0/0 (0/0) | Teams: Houston, 2012-13 |

TRANSACTIONS: Selected by Houston Texans in the fifth round (161st overall) of the 2012 NFL Draft...
 Placed on injured reserve on Aug. 27, 2012.

2012 (Houston 0/0):

- Placed on injured reserve after suffering a leg injury during the preseason (8/27)

COLLEGE:

- First Team All-American, All-Big XII and the Lou Groza Place-Kicker Award winner as a senior
- Holds the career scoring record at Texas A&M with 365 points and ranks eighth on the Big XII Conference all-time record chart
- Set a school season scoring record with 142 points in 2011, besting Joel Hunt's mark of 128 points, set in 1927, and ranking second in Big XII history
- Holds the school all-time record with 63 field goals, which ranks him third in Big XII Conference history
- Set a school single-season record with 29 field goals and 55 PATs in 2011
- Set the Texas A&M career record with 176 successful PATs
- Earned All-America first-team honors from The NFL Draft Report, Associated Press, Sporting News, American Football Coaches Association, Walter Camp., Sports Illustrated, CBSSports.com and Pro Football Weekly for his senior season
- Led the nation with an average of 2.33 field goals per game in 2011
- His 29 field goals tied for the third-most in NCAA FBS history
- Earned All-Big XII Conference honorable mention and Academic All-Big XII accolades his junior year
- Took over as the No. 1 kicking option and scored 87 points on 12 of 19 field goals and 51 PATs his sophomore year
- Kicked in the team's final seven games and scored 38 points his freshman season

PERSONAL:

- Attended Klein High School, where he earned first-team All-District honors after connecting on 11-of-14 field goal attempts and was a perfect on 39 PATs in 2007
- Earned All-Greater Houston and All-Texas accolades
- Booted a 54-yard field goal, believed to be the eighth-longest field goal in Texas high school football history



JAKE BYRNE

TIGHT END

89

Height: 6-4 | Weight: 258 | College: Wisconsin |
 Hometown: Rogers, Ark. | 1st NFL Season |
 1st with Texans | Age as of Kickoff Weekend 2013: 23 |
 Acquired: FA-'12 | 2013 GP/GS: 0/0 | Career GP/GS: 0/0 |
 Teams: New Orleans, 2012; Houston, 2012-13 |

TRANSACTIONS: Signed with New Orleans Saints on April 30, 2012...Released by Sains on Aug. 27, 2012...Signed by Houston Texans to practice squad on Jan. 8, 2013...Re-signed with Texans on Jan. 14, 2013.

2012 (Houston 0/0, 0/0):

- Spent training camp with the New Orleans Saints before joining the Texans practice squad for the postseason

COLLEGE:

- Was a four-year letterman for the Badgers, appearing in 51 games with 21 starts and totaling six receptions for 57 yards and one touchdown
- As a senior, started 13 of the 14 games he appeared in and caught one pass for 14 yards
- As a junior in 2010, appeared in 13 games with eight starts and caught a career-high five passes for 53 yards with one TD

PERSONAL:

- Prepped at Rogers (Ark.) HS where he was a three-year letterman in football
- Named to the Northwest Arkansas "Super Team" and earned first-team all-state, first-team all-area and offensive player of the year honors as a senior
- Earned first-team all-conference and All-American honors as a junior
- Named player of the year as a sophomore
- Also lettered in basketball



ROC CARMICHAEL CORNERBACK

22

Height: 5-10 | Weight: 197 | College: Virginia Tech |
Hometown: Clinton, Md. | 3rd NFL Season |
3rd with Texans | Age as of Kickoff Weekend 2012: 24 |
Acquired: D4, 2011 (127th overall) | 2012 GP/GS (Playoffs): 6/0 (0/0) |
Career GP/GS (Playoffs): 6/0 (0/0) | Teams: Houston, 2011-13 |

TRANSACTIONS: Selected by Houston Texans in the fourth round (127th overall) in the 2011 NFL Draft... Signed by the Texans on July 31, 2011...Placed on injured reserve on Sept. 16, 2011.

2012 (Houston 6/0, 0/0):

- Saw action in six games and recorded five tackles, one pass defended and five special teams tackles
- Inactive for the first 10 games of the season
- Made his professional debut and collected a special teams tackle at Detroit (11/22)
- Recorded five tackles and a pass defended at Tennessee (12/2)
- Had two tackles on special teams vs. Minnesota (12/23)
- Made a tackle on special teams at Indianapolis (12/30)
- Inactive for both playoff contests

2011 (Houston 0/0):

- Inactive in the season opener vs. Indianapolis (9/11)
- Placed on injured reserve after suffering a shoulder injury during the preseason (9/16)

COLLEGE:

- Started 27-of-54 games in his career and recorded 115 tackles (75 solo), 16 deflections, 10 interceptions for 158 yards in returns (17.6 avg.), 6.5 tackles for loss for 34 yards, three quarterback pressures and one sack and returned two interceptions for touchdowns to rank fourth on the school's all-time list
- Earned second-team All-American and All-ACC first-team preseason honors in 2010
- Totaled 26 tackles (19 solo) while ranking second on the team with four interceptions for 87 yards and a touchdown, broke up seven passes and was selected as the ACC Defensive Player of the Week once
- Named a second-team All-ACC selection by the NFL Draft Report in 2009 and was the recipient of the Don Williams Team United Award, given to the defensive player who put the team first
- Ranked sixth on the team in tackles with 55 (31 solo) to go along with six deflections and six interceptions in 2009
- Led the Hokies in interceptions while placing second in the ACC and tied for 11th nationally with six interceptions in 2009
- Finished 2008 with eight tackles (5 solos), including one for a 3-yard loss and also deflected one pass

PERSONAL:

- Attended Gwynn Park (Brandywine, Md.) High School, lettering three times for the varsity as a defensive back and running back
- Totaled 115 tackles with 12 interceptions in three varsity seasons, compiling 1,785 yards and 19 touchdowns rushing
- Received All-Mid Atlantic 47 honors from Super Prep, in addition to garnering All-Conference and All-Region honors
- Nicknamed "Roc" as a child by his father

Carmichael's 2012 Season Statistics

Date, Opp	Tackles							Interceptions				Fumbles				
	G	GS	Tot	Solo	Asst	Sk	Yds	No	Yds	Lg	TD	PD	FF	FR	Yds	TD
9/9 vs. MIA								INACTIVE								
9/16 @ JAX								INACTIVE								
9/23 @ DEN								INACTIVE								
9/30 vs. TEN								INACTIVE								
10/8 @ NYJ								INACTIVE								
10/14 vs. GB								INACTIVE								
10/21 vs. BAL								INACTIVE								
11/4 vs. BUF								INACTIVE								
11/11 @ CHI								INACTIVE								
11/18 vs. JAX								INACTIVE								
11/22 @ DET	1	0	0	0	0	0	0	0	0	0	0	0	0	0	0	0
12/2 @ TEN	1	0	5	5	0	0	0	0	0	0	0	1	0	0	0	0
12/10 @ NE	1	0	0	0	0	0	0	0	0	0	0	0	0	0	0	0
12/16 vs. IND	1	0	0	0	0	0	0	0	0	0	0	0	0	0	0	0
12/23 vs. MIN	1	0	0	0	0	0	0	0	0	0	0	0	0	0	0	0
12/30 @ IND	1	0	0	0	0	0	0	0	0	0	0	0	0	0	0	0
2012 Totals	6	0	5	5	0	0.0	0.0	0	0	0	0	1	0	0	0	0

Carmichael's Career Statistics

		Tackles					Interceptions					Fumbles					
Year	Team	G	GS	Tot	Solo	Asst	Sk	Yds	No	Yds	Lg	TD	PD	FF	FR	Yds	TD
2011	Hou	INJURED RESERVE															
2012	Hou	6	0	5	5	0	0.0	0.0	0	0	0	0	1	0	0	0	0
NFL Totals		6	0	5	5	0	0.0	0.0	0	0	0	0	1	0	0	0	0

Carmichael's Season Highs

Tackles 5 at Tennessee, 12/2/12
Passes Defensed 1 at Tennessee, 12/2/12

Additional Statistics

Special Teams tackles: 5 total; 2011 - 0; 2012 - 5.



TYLER CLUTTS

FULLBACK

Height: 6-2 | Weight: 254 | College: Fresno State |
 Hometown: Clovis, Calif. | 3rd NFL Season |
 2nd with Texans | Age as of Kickoff Weekend 2013: 28 |
 Acquired: T-12 (Chicago) | 2012 GP/GS (Playoffs): 16/0 (1/0) |
 Career GP/GS (Playoffs): 32/8 (1/0) | Teams: Chicago, 2011; Houston, 2012-13 |

40

TRANSACTIONS: Signed by Cleveland Browns to practice squad on Dec. 21, 2010...Released by Browns on Sept. 3, 2011...Signed by Browns to practice squad on Sept. 4, 2011...Signed by Chicago Bears on Sept. 7, 2011...Traded by Bears to Houston Texans on Aug. 31, 2012.

CAREER:

- Played with the Edmonton Eskimos (CFL) in 2008-09 and Utah Blaze (AFL) in 2010
- Switched from defensive end to fullback while a member of the Sacramento Mountain Lions (UFL) in 2010

2012 (Houston 16/0, 1/0):

- Saw action in all 16 games on special teams and as a reserve at fullback
- Made his Texans debut playing at fullback and on special teams where he assisted on a tackle in the season opener vs. Miami (9/9)
- Made his playoff debut on special teams in AFC Divisional Playoff at New England (1/13/13)

2011 (Chicago 16/8):

- Saw action in 16 games with eight starts and caught eight passes for 46 yards
- Handled long-snapping duties in addition to playing at fullback vs. San Diego (11/20)

COLLEGE:

- Four-year letterman as a defensive end at Fresno State University, where he played in 50 games
- Totaled 172 tackles and 23.5 career sacks
- First-team All-Western Athletic Conference selection as a senior and a second-team choice as a junior
- Totaled 21.5 sacks over his final three years, including a career-best 7.5 as a senior

PERSONAL:

- Attended Clovis (Calif.) High School where he played quarterback and defensive end
- Guided the Cougars to an 11-2 record and the Yosemite Division Large School championship in 2002
- Threw for 2,383 yards and 19 touchdowns and ran for 16 more scores in 2002
- Was also the top-ranked wrestler in California at 215 pounds in 2002
- Worked in insurance when he wasn't playing football

Clutts' 2012 Season Statistics

Date, Opp	GP	GS	Rush	Yds	Avg	Lg	TD	Rec	Yds	Avg	Lg	TD
9/9 vs. MIA	1	0	0	0	--	--	0	0	0	--	--	0
9/16 @ JAX	1	0	0	0	--	--	0	0	0	--	--	0
9/23 @ DEN	1	0	0	0	--	--	0	0	0	--	--	0
9/30 vs. TEN	1	0	0	0	--	--	0	0	0	--	--	0
10/8 @ NYJ	1	0	0	0	--	--	0	0	0	--	--	0
10/14 vs. GB	1	0	0	0	--	--	0	0	0	--	--	0
10/21 vs. BAL	1	0	0	0	--	--	0	0	0	--	--	0
11/4 vs. BUF	1	0	0	0	--	--	0	0	0	--	--	0
11/11 @ CHI	1	0	0	0	--	--	0	0	0	--	--	0
11/18 vs. JAX	1	0	0	0	--	--	0	0	0	--	--	0
11/22 @ DET	1	0	0	0	--	--	0	0	0	--	--	0
12/2 @ TEN	1	0	0	0	--	--	0	0	0	--	--	0
12/10 @ NE	1	0	0	0	--	--	0	0	0	--	--	0
12/16 vs. IND	1	0	0	0	--	--	0	0	0	--	--	0
12/23 vs. MIN	1	0	0	0	--	--	0	0	0	--	--	0
12/30 @ IND	1	0	0	0	--	--	0	0	0	--	--	0
2012 Totals	16	0	0	0	--	--	0	0	0	--	--	0

Clutts' Career Statistics

Year	Team	G	GS	Rush	Yds	Avg	Lg	TD	Rec	Yds	Avg	Lg	TD
2011	Chi	16	8	0	0	--	--	0	8	48	6.0	10	0
2012	Hou	16	0	0	0	--	--	0	0	0	--	--	0
NFL Totals		32	8	0	0	--	--	0	8	48	6.0	10	0

Clutts' Career Highs

Receptions 2 at Tampa Bay (17 yards), 10/23/11
 Receiving Yards 17 at Tampa Bay (2 receptions), 10/23/11
 Receiving Long 9 at Tampa Bay, 10/23/11

Additional Statistics

Special Teams Tackles: 3 total; 2011 – 2; 2012 – 1.

Clutts' 2012 Playoff Statistics

Date, Opp	GP	GS	Rush	Yds	Avg	Lg	TD	Rec	Yds	Avg	Lg	TD
1/5/13 vs. CIN (WC)	INACTIVE											
1/13/13 at NE (Div)	1	0	0	0	--	--	0	0	0	--	--	0
2012 Totals	1	0	0	0	--	--	0	0	0	--	--	0



CAMERON COLLINS LINEBACKER

90

Height: 6-2 | Weight: 246 | College: Oregon State |
 Hometown: Santa Monica, Calif. | 2nd Season |
 2nd with Texans | Age as of Kickoff Weekend 2013: 23 |
 Acquired: CFA-12 | 2012 GP/GS (Playoffs): 0/0 (1/0) |
 Career GP/GS (Playoffs): 0/0 (1/0) | Teams: Houston, 2012-13 |

TRANSACTIONS: Signed by Houston Texans to the practice squad on Oct. 11, 2012...Released from practice squad on Oct. 29, 2012...Re-signed by Texans to practice squad on Nov. 27, 2012...Signed by Texans to the active roster on Jan. 4, 2013.

2012 (Houston 0/0, 1/0):

- Spent seven weeks as a member of the practice squad
- Made his professional debut when he took the field on the opening kickoff in AFC Wild Card Playoff vs. Cincinnati on 1/5/13

COLLEGE:

- Chosen by his teammates as a captain as a senior
- Originally played safety before switching to linebacker prior to the 2010 season
- Finished his career with 24 starts, 11 at safety and 13 at linebacker
- Had three games of 10-plus tackles
- As a sophomore at safety, had 70 tackles and four passes defended
- Nominated for the Lott Trophy in 2011
- Earned Pac-10/12 All-Academic First Team honors four straight years
- Named to the Capital One Academic All-District team in 2011
- Member of the Student Athlete Advisory Committee
- Graduated with a degree in finance in June, 2012

PERSONAL:

- Graduated from Santa Monica (Calif.) High School with a 3.80 cumulative GPA
- Lettered in football, basketball and track
- Earned the school's Centennial and Presidential awards for academics
- Grew up as a fan of the New York Yankees
- Born in Cherry Point, N.C.

Collins' 2012 Season Statistics

Date, Opp	G	GS	Tackles				Sk	Yds	Interceptions					Fumbles			
			Tot	Solo	Asst				No	Yds	Lg	TD	PD	FF	FR	Yds	TD
9/9 vs. MIA									NOT WITH TEAM								
9/16 @ JAX									NOT WITH TEAM								
9/23 @ DEN									NOT WITH TEAM								
9/30 vs. TEN									NOT WITH TEAM								
10/8 @ NYJ									NOT WITH TEAM								
10/14 vs. GB									PRACTICE SQUAD								
10/21 vs. BAL									PRACTICE SQUAD								
11/4 vs. BUF									NOT WITH TEAM								
11/11 @ CHI									NOT WITH TEAM								
11/18 vs. JAX									NOT WITH TEAM								
11/22 @ DET									NOT WITH TEAM								
12/2 @ TEN									PRACTICE SQUAD								
12/10 @ NE									PRACTICE SQUAD								
12/16 vs. IND									PRACTICE SQUAD								
12/23 vs. MIN									PRACTICE SQUAD								
12/30 @ IND									PRACTICE SQUAD								
2012 Totals	0	0	0	0	0	0	0.0	0.0	0	0	0	0	0	0	0	0	0

Collins' 2012 Playoff Statistics

Date, Opp	GP	GS	Tackles				Sk	Yds	Interceptions					Fumbles			
			Tot	Solo	Asst				No	Yds	Lg	TD	PD	FF	FR	Yds	TD
1/5/13 vs. CIN (WC)	1	0	0	0	0	0.0	0.0	0	0	0	0	0	0	0	0	0	0
1/13/13 at NE (Div)									INACTIVE								
2012 Totals	1	0	0	0	0	0.0	0.0	0	0	0	0	0	0	0	0	0	0



JARED CRICK DEFENSIVE END

93

Height: 6-4 | Weight: 295 | College: Nebraska |
Hometown: Cozad, Neb. | 2nd NFL Season |
2nd with Texans | Age as of Kickoff Weekend 2013: 24 |
Acquired: D4c, 2012 (126th overall) | 2012 GP/GS (Playoffs): 15/0 (2/0) |
Career GP/GS (Playoffs): 15/0 (2/0) | Teams: Houston, 2012-13 |

TRANSACTIONS: Selected by Houston Texans in the fourth round (126th overall) of the 2012 NFL Draft... Signed by Texans on May 14, 2012.

2012 (Houston 15/0, 2/0):

- Saw action in 15 games as a rookie, collecting 30 tackles (17 solo) and batting down two passes
- Made his NFL debut and made one solo tackle in the season opener vs. Miami (9/9)
- Had two tackles (one solo) at Jacksonville (9/16)
- Did not play at the New York Jets (10/8)
- Had six tackles (two solo) vs. Green Bay (10/14)
- Had two solo tackles vs. Baltimore (10/21)
- Made two tackles and broke up a pass at the line of scrimmage vs. Buffalo (11/4)
- Assisted on two tackles vs. Jacksonville (11/18)
- Collected four tackles (three solo) at Detroit (11/22)
- Recorded two tackles at Tennessee (12/2)
- Registered four tackles (two solo) at New England (12/10)
- Collected two tackles (one solo) vs. Indianapolis (12/16)
- Made a tackle vs. Minnesota (12/23)
- Had one tackle at Indianapolis (12/30)
- Made his postseason debut in AFC Wild Card Playoff vs. Cincinnati (1/5/13)
- Assisted on one tackle in AFC Divisional Playoff at New England (1/13/13)

COLLEGE:

- Started his final 33 games at strong-side defensive tackle after beginning his career as a defensive end and appeared in 42 contests
- Saw his senior year cut short with a torn pectoral muscle that caused him to miss the final eight games
- Recorded 167 tackles (75 solo) in his career
- Ranks eighth on Nebraska's all-time sacks list with 20.0 (145 yards), had 35.0 tackles for loss (162 yards) for his career, one forced fumble, two fumble recoveries, eight pass breakups and two blocked kicks in his career
- Ranks 13th on the Nebraska's single-season chart with 17 tackles for loss in 2010
- Set school single-game records with five sacks and seven tackles for loss vs. Baylor in 2009
- Recipient of the Big Ten Conference Sportsmanship Award in his senior season
- Received first-team All-America honors from Rivals.com, adding second-team accolades from the Associated Press, Sports Illustrated and CBSSports.com for his junior season
- A unanimous All-Big XII Conference first-team choice and a member of the Big XII Commissioner's Spring Academic Honor Roll in 2010
- Received All-Big XII Conference first-team honors from the league's coaches his sophomore year
- Recorded a career-high 73 tackles (31 solos), ranked second on the squad and sixth in the league with 9.5 sacks (57 yards) and had 15 tackles for loss (63 yards)
- Played in nine games and made two tackles with a pass breakup as a freshman
- Chosen Freshman All-SEC by the league's coaches his freshman year
- Redshirted as a freshman and moved inside to tackle from defensive end in the spring of 2008
- Two-time member of the Brook Berringer Citizenship Team for his community outreach work

PERSONAL:

- A three-sport star at Cozad (Neb.) High School where he recorded 75 tackles and five sacks as a junior en route to Class C-1 all-state honors from the Omaha World-Herald and honorable-mention all-state accolades from the Lincoln Journal Star
- As a senior, earned second-team All-Nebraska honors from the Omaha World-Herald and second-team Super-State honors from the Lincoln Journal Star, adding first-team Class B honors from both papers
- Led the basketball team with 12 points and eight rebounds per game and finished second in the state in the shot put with a throw of 60 10-1/4 in the state track and field championships

Crick's 2012 Season Statistics

Date, Opp	Tackles							Interceptions					Fumbles				
	G	GS	Tot	Solo	Asst	Sk	Yds	No	Yds	Lg	TD	PD	FF	FR	Yds	TD	
9/9 vs. MIA	1	0	1	1	0	0.0	0.0	0	0	0	0	0	0	0	0	0	
9/16 @ JAX	1	0	2	1	1	0.0	0.0	0	0	0	0	0	0	0	0	0	
9/23 @ DEN	1	0	0	0	0	0.0	0.0	0	0	0	0	0	0	0	0	0	
9/30 vs. TEN	1	0	1	0	1	0.0	0.0	0	0	0	0	0	0	0	0	0	
10/8 @ NYJ	DID NOT PLAY																
10/14 vs. GB	1	0	6	2	4	0.0	0.0	0	0	0	0	1	0	0	0	0	
10/21 vs. BAL	1	0	2	2	0	0.0	0.0	0	0	0	0	0	0	0	0	0	
11/4 vs. BUF	1	0	2	1	1	0.0	0.0	0	0	0	0	1	0	0	0	0	
11/11 @ CHI	1	0	0	0	0	0.0	0.0	0	0	0	0	0	0	0	0	0	
11/18 vs. JAX	1	0	2	0	2	0.0	0.0	0	0	0	0	0	0	0	0	0	
11/22 @ DET	1	0	4	3	1	0.0	0.0	0	0	0	0	0	0	0	0	0	
12/2 @ TEN	1	0	2	2	0	0.0	0.0	0	0	0	0	0	0	0	0	0	
12/10 @ NE	1	0	4	2	2	0.0	0.0	0	0	0	0	0	0	0	0	0	
12/16 vs. IND	1	0	2	1	1	0.0	0.0	0	0	0	0	0	0	0	0	0	
12/23 vs. MIN	1	0	1	1	0	0.0	0.0	0	0	0	0	0	0	0	0	0	
12/30 @ IND	1	0	1	1	0	0.0	0.0	0	0	0	0	0	0	0	0	0	
2012 Totals	15	0	30	17	13	0.0	0.0	0	0	0	0	2	0	0	0	0	

Crick's 2012 Season Highs

Tackles 6 vs. Green Bay, 10/14/12
Passes Defensed 1 twice, last vs. Buffalo, 11/4/12

Crick's 2012 Playoff Statistics

Date, Opp	Tackles							Interceptions				Fumbles				
	GP	GS	Tot	Solo	Asst	Sk	Yds	No	Yds	Lg	TD	PD	FF	FR	Yds	TD
1/5/13 vs. CIN (WC)	1	0	0	0	0	0.0	0.0	0	0	0	0	0	0	0	0	0
1/13/13 at NE (Div)	1	0	1	0	1	0.0	0.0	0	0	0	0	0	0	0	0	0
2012 Totals	2	0	1	0	1	0.0	0.0	0	0	0	0	0	0	0	0	0



BRIAN CUSHING INSIDE LINEBACKER

Height: 6-3 | Weight: 253 | College: Southern California |
Hometown: Park Ridge, N.J. | 5th NFL Season |
5th with Texans | Age as of Kickoff Weekend 2013: 26 |
Acquired: D1-'09 (15th overall) | 2012 GP/GS (Playoffs): 5/5 (0/0) |
Career GP/GS (Playoffs): 49/49 (2/2) | Teams: Houston, 2009-13 |

56

TRANSACTIONS: Selected by Houston Texans in the first round (15th pick overall) of the 2009 NFL Draft... Signed by Texans on Aug. 2, 2009...Placed on injured reserve on Oct. 10, 2012.

HONORS:

- Associated Press All-Pro Second Team (2009, 2011)
- Associated Press Defensive Rookie of the Year (2009)
- Pro Bowl Selection (2010)
- Pro Football Weekly/PFWA All-AFC Team (2011)
- Houston Texans Team Most Valuable Player (2011)
- Houston Texans Team Rookie of the Year (2009)
- AFC Defensive Player of the Week (Week 6, 2009; Week 8, 2009)
- NFL Defensive Rookie of the Month (November, 2009; December, 2009)
- Pro Football Weekly/PFWA Defensive Rookie of the Year (2009)
- Pro Football Weekly/PFWA All-Rookie Team (2009)

CAREER:

- Led the team in tackles in 2009 and 2011, and has 366 tackles in his career
- His 133 tackles in 2009 finished tied for second most in the AFC, trailing only Ray Lewis' 134 tackles
- Ranks 11th in team history with 9.5 career sacks
- Has seven career interceptions, 21 passes defended, six forced fumbles and one safety
- Has 11 career double-digit tackle games

2012 (Houston 5/5):

- Started five games and led the team in tackles before suffering a season-ending knee injury
- Named a team captain for the second consecutive season
- Finished the season with 43 tackles (27 solo), one interception, two passes defended and one forced fumble
- Led the defense with nine tackles (six solo) while also intercepting a pass and forcing a fumble in the season opener vs. Miami (9/9)
- Named one of the Defensive Players of the Game after recording nine tackles (three solo) at Jacksonville (9/16)
- Made seven tackles (three solo) and broke up a pass at Denver (9/23)
- Set a career-high with 13 tackles (9 solo) vs. Tennessee (9/30)
- Had five tackles (three solo) at the New York Jets (10/8) before leaving the game with a knee injury

2011 (Houston 16/16, 2/2):

- Second-Team Associated Press All-Pro selection and finished the season with a team-best 114 tackles (77 solo), 4.0 sacks, two interceptions and two forced fumbles
- Elected a team captain by his teammates in the second half of the season
- Started and led all Texans defenders with seven tackles (four solo) and one quarterback pressure in the season opener vs. Indianapolis (9/11)
- Led the team with 10 tackles (seven solo) at Miami (9/18), his eighth double-digit tackle game
- Tied for the team lead with six tackles (two solo) vs. Pittsburgh (10/2)
- Recorded his first sack of the season and finished tied for the team lead in tackles with eight (seven solo) vs. Oakland (10/9)
- Led the defense with six tackles (five solo) and had a pass defended at Tennessee (10/23)
- Named the Defensive Player of the Game for the Texans after leading the team with seven tackles and intercepting a Blaine Gabbert pass vs. Jacksonville (10/30)
- Led the defense with seven tackles (four solo) and sacked Colt McCoy for a 5-yard loss vs. Cleveland (11/6)
- Led the defense with eight solo tackles, one sack and an interception at Tampa Bay (11/13)
- Tied for the team lead in tackles with six (five solo) while also adding two hits on the quarterback vs. Atlanta (12/4)
- Recorded his ninth career double-digit tackle game with 12 tackles (nine solo), including one for a loss vs. Carolina (12/18)
- Led the team in tackles for the 10th time in 2011 while also forcing two fumbles, including a sack-fumble on the first defensive play of the game at Indianapolis (12/22)
- Led the team with 19 postseason tackles
- Started in his postseason debut and registered a team-leading eight tackles, including five solos and one for loss in AFC Wild Card Playoff vs. Cincinnati (1/7/12)
- Recorded 11 tackles (five solo) and one pass defended in AFC Divisional Playoff at Baltimore (1/15/12)

2010 (Houston 12/12):

- Started the final 12 games of the regular season and totaled 76 tackles (49 solo), 1.5 sacks and one forced fumble
- Made season debut vs. the New York Giants (10/10) and had nine tackles (four solo) and one pass defended
- Made eight tackles (seven solo) including one quarterback hit vs. Kansas City (10/17)
- Returned to strongside linebacker and recorded nine solo tackles and one quarterback hit at Jacksonville (11/14)
- Made four solo tackles and forced a fumble at the New York Jets (11/21)
- Led the defense with seven tackles (three solo) including four for a loss to go along with two passes

defended vs. Tennessee (11/28)

- Recorded 1.5 sacks for 12 yards lost and 10 tackles (six solo) including three for a loss vs. Baltimore (12/13)
- Made five tackles (four solo) including two quarterback hits vs. Jacksonville (1/2/11)

2009 (Houston 16/16):

- Started all 16 games as a rookie and was named Associated Press Defensive Rookie of the Year
- Voted into the 2010 Pro Bowl but was unable to play due to injury
- Made professional debut for the Texans, starting at linebacker against the New York Jets (9/13), and tied for the team high with eight tackles (five solo)
- Became the first Texans rookie to lead his team in tackles in his first three career games vs. Jacksonville (9/27), where he registered eight tackles (six solo), one tackle for loss, and two pass defenses
- Wrapped up Justin Fargas in the end zone for the Texans first safety since 12/15/02 vs. Oakland (10/4)
- Made nine tackles (six solo), two passes defended, two forced fumbles and intercepted a pass from Bengals QB Carson Palmer late in the fourth quarter to clinch the victory at Cincinnati (10/18)
- Named the AFC Defensive Player of the Week (10/21) for his performance at Cincinnati
- Led the Texans in tackles for the sixth time in eight games with 10 (three solo) as well as having one sack, one pass defended and one interception at Buffalo (11/1)
- Set a career high with 12 tackles (10 solo), one pass defended, one tackle for a loss and one quarterback hit at Indianapolis (11/8)
- Defensive leader in tackles for the ninth time, compiling 11 tackles (seven solo) vs. Indianapolis (11/29), where he picked off a Peyton Manning pass for his third interception of the season
- Named NFL Rookie of the Month in November after totaling 43 tackles, two interceptions and a sack
- Recorded one sack for a loss of 13 yards, three quarterback hits and 10 tackles (six solo) including three for a loss vs. Seattle (12/13)
- Made seven tackles (three solo) with two hits on Craig Nall including a half-sack for a loss of five yards at St. Louis (12/20)
- Made nine solo tackles at Miami (12/27), intercepted one pass, deflected a pass and had a sack for the third straight week

COLLEGE:

- Started 38-of-44 games he played in at USC, including 13 at right defensive end and 25 at strongside outside linebacker
- Finished his career with 178 tackles (101 solos) that included 8.5 quarterback sacks for minus 57 yards, 27.0 stops for losses totaling 106 yards and two pressures
- Intercepted one pass, deflected 12 others and blocked two punts
- Consensus All-American as a senior, earning first-team accolades from Sports Illustrated and second-team honors from The Sporting News and Associated Press, and a consensus first-team All-Pac 10 choice
- Finalist for the Butkus Award, semifinalist for the Lombardi Award and quarterfinalist for the Lott Trophy
- Honorable mention All-Pac 10 selection in 2007 and second-team all-conference pick in 2006
- Started the last four games in 2005, including the national title game

PERSONAL:

- Attended Bergen Catholic (Oradell, N.J.) High School
- Earned Parade, USA Today, Prep Football Report, Scout.com, Super Prep, EA Sports and Prep Star All-American honors as a senior
- Recorded 120 tackles, 11 stops for loss, 10 sacks and seven interceptions as a linebacker in 2004
- Played running back and tight end and gained 475 rushing yards with 10 touchdowns and caught 13 passes for 456 yards (35.1 avg) with seven scores



CUSHING, BRIAN

Cushing's 2012 Season Statistics

Date, Opp	Tackles						Interceptions					Fumbles				
	G	GS	Tot	Solo	Asst	Sk	Yds	No	Yds	Lg	TD	PD	FF	FR	Yds	TD
9/9 vs. MIA	1	1	9	6	3	0.0	0.0	1	1	1	0	1	1	0	0	0
9/16 @ JAX	1	1	9	3	6	0.0	0.0	0	0	0	0	0	0	0	0	0
9/23 @ DEN	1	1	7	6	1	0.0	0.0	0	0	0	0	1	0	0	0	0
9/30 vs. TEN	1	1	13	9	4	0.0	0.0	0	0	0	0	0	0	0	0	0
10/8 @ NYJ	1	1	5	3	2	0.0	0.0	0	0	0	0	0	0	0	0	0
10/14 vs. GB																
10/21 vs. BAL																
11/4 vs. BUF																
11/11 @ CHI																
11/18 vs. JAX																
11/22 @ DET																
12/2 @ TEN																
12/10 @ NE																
12/16 vs. IND																
12/23 vs. MIN																
12/30 @ IND																
2012 Totals	5	5	43	27	16	0.0	0.0	1	1	1	0	2	1	0	0	0

Cushing's Career Statistics

		Tackles						Interceptions					Fumbles				
Year	Team	G	GS	Tot	Solo	Asst	Sk	Yds	No	Yds	Lg	TD	PD	FF	FR	Yds	TD
2009	Hou	16	16	133	85	48	4.0	30.5	4	26	20	0	10	2	0	0	0
2010	Hou	12	12	76	49	27	1.5	12.0	0	0	0	0	4	1	0	0	0
2011	Hou	16	16	114	77	37	4.0	21.0	2	5	5	0	5	2	0	0	0
2012	Hou	5	5	43	27	16	0.0	0.0	1	1	1	0	2	1	0	0	0
NFL Totals		49	49	366	238	128	9.5	63.5	7	32	20	0	21	6	0	0	0

Cushing's 2012 Season Highs

Tackles	13	vs. Tennessee, 9/30/12
Interceptions	1	vs. Miami (R. Tannehill), 9/9/12
Passes Defensed	1	twice, most recent: at Denver, 9/23/12
Forced Fumbles	1	vs. Miami, 9/9/12

Cushing's Career Highs

Tackles	13	vs. Tennessee, 9/30/12
Sacks	1.5	vs. Baltimore (J. Flacco), 12/13/10
Interceptions	1	seven times, most recent: vs. Miami (R. Tannehill), 9/9/12
Passes Defensed	2	three times, most recent: vs. Tennessee, 11/28/10
Forced Fumbles	2	twice, most recent: at Indianapolis, 12/22/11
Safeties	1	vs. Oakland, 10/4/09



OWEN DANIELS

TIGHT END

Height: 6-3 | Weight: 250 | College: Wisconsin |
 Hometown: Naperville, Ill. | 8th NFL Season |
 8th with Texans | Age as of Kickoff Weekend 2013: 30 |
 Acquired: D4-'06 (98th overall) | 2012 GP/GS (Playoffs): 15/14 (2/2) |
 Career GP/GS (Playoffs): 95/91 (4/4) | Teams: Houston, 2006-13 |

81

TRANSACTIONS: Selected by Houston Texans in the fourth round (98th pick overall) of the 2006 NFL Draft...Signed by Texans on July 12, 2006...Re-signed with Texans on June 15, 2009...Placed on Reserve/Injured list on Nov. 4, 2009...Re-signed with Texans on June 11, 2010...Re-signed with Texans on March 3, 2011.

HONORS:

- Two-time Pro Bowl Selection (2009 and 2013)

CAREER:

- Texans all-time leader in receptions (358) and receiving yards (4,338) at tight end
- Ranks second in both receptions and receiving yards in team history, while his 240 receiving first downs also ranks second in team history
- Has caught a pass in 82 consecutive regular season games played
- Became the second player to have 4,000-plus receiving yards in team history
- Is averaging 46.1 receiving yards per game, which is second in team history
- The first Texan to score in the NFL Pro Bowl when he caught a 9-yard touchdown pass in the second quarter of the 2009 game

2012 (Houston 15/14, 2/2):

- Started 14-of-15 games during the season, catching 62 passes for 716 yards and a career-high six touchdowns
- Made his 2nd Pro Bowl appearance as a tight end for the AFC
- Made his 300th career reception with his first catch before finishing with four receptions for 87 yards in the season opener vs. Miami (9/9)
- Led the team with a game-high six receptions, gaining 47 yards at Jacksonville (9/16)
- Caught three passes for 26 yards including a 14-yard touchdown at Denver (9/23)
- Named the Offensive Player of the Game after leading the team with six receptions for 72 yards and a touchdown vs. Tennessee (9/30)
- Led the team with four receptions for 79 yards at the New York Jets (10/8) and caught a touchdown pass for the third consecutive game
- Caught his fourth touchdown pass of the season as part of a season-high seven-catch day vs. Baltimore (10/21)
- Tied a career-high with his fifth touchdown catch of the season on a 39-yards pass as part of a 62 yard day vs. Buffalo (11/4)
- Inactive at Chicago (11/11)
- Caught six passes for 57 yards vs. Jacksonville (11/18)
- Caught his career-best sixth touchdown of the season when he hauled in a 9-yard pass in the second quarter at Detroit (11/22)
- Had two receptions for 24 yards at New England (12/10)
- Caught four passes for 40 yards vs. Indianapolis (12/16)
- Led all Texans receivers with nine receptions for 91 yards in AFC Wild Card Playoff vs. Cincinnati (1/5/13)
- Had a team-high nine receptions for 81 yards in AFC Divisional Playoff at New England (1/13/13)

2011 (Houston 15/15, 2/2):

- Led the team and ranked sixth among AFC tight ends with 54 receptions and for 677 yards and had three touchdown catches
- Caught three passes for 25 yards including his first touchdown of the season on a 4-yard reception in the second quarter at Miami (9/18)
- Had five receptions for 76 yards and a touchdown for the second consecutive game at New Orleans (9/25)
- Caught a touchdown in the third consecutive game as part of a five-reception, 69-yard day vs. Pittsburgh (10/2)
- Led all Texans in receptions with a season-high seven for 89 yards vs. Oakland (10/9)
- Caught a pass in his 60th consecutive game when he hauled in a season-long 34-yarder in the second quarter at Tennessee (10/23) as part of a 71-yard day receiving
- Made four receptions for 60 yards including a crucial finger-tip catch to convert a third down at the end of the fourth quarter vs. Jacksonville (10/30)
- Surpassed 3,500 career receiving yards on his second catch of the game, an 8-yard gain in the first quarter vs. Atlanta (12/4)
- Led all Texans with 100 yards receiving on seven receptions including a one-handed grab on third down that helped set up the game winner at Cincinnati (12/11)
- Inactive in the season finale vs. Tennessee (1/1/12)
- Started in his postseason debut and caught two passes for 29 yards in AFC Wild Card Playoff vs. Cincinnati (1/7/12)
- Had two receptions for 26 yards in AFC Divisional Playoff at Baltimore (1/15/12)

2010 (Houston 11/10):

- Played in 11 games with 10 starts and caught 38 passes on the season for 471 yards and two touchdowns
- Caught five passes for 91 yards vs. Baltimore (12/13)
- Had a team-high eight receptions for 73 yards and his first touchdown of the season at Denver (12/26)
- Recorded five receptions for 62 yards and a touchdown vs. Jacksonville (12/11)

2009 (Houston 8/8):

- Started the first eight games of the season and caught 40 passes for 519 yards and five touchdowns before suffering a season-ending knee injury Week 9 against Buffalo
- Had six receptions for 72 yards and a third quarter game-tying touchdown at Tennessee (9/20) to help set up for the game-winning field goal
- Caught eight passes for 94 yards in the second half at Arizona (10/11)
- Caught seven passes for 78 yards and tied a career high with two touchdowns at Cincinnati (10/18)
- Was the team leader in receptions and yards vs. San Francisco (10/25) where he had seven catches for 123 yards and a touchdown
- Made one catch for 22 yards at Buffalo (11/1) before leaving the game with a torn ACL and being placed on the reserve/injured list (11/4)

2008 (Houston 16/16):

- Started all 16 games and caught 70 passes for 862 yards and two touchdowns, earning his first trip to the Pro Bowl
- Ranked second among AFC tight ends in receiving yards (862) and first downs (46), trailing only Kansas City TE Tony Gonzalez in both categories
- Ranked in the top five among AFC tight ends in receptions (third, 70), receiving yards per game (third, 53.9) and yards per reception (fourth, 12.3)
- Teamed with Andre Johnson to form the most prolific receiver-tight end pairing in the NFL with a combined 185 receptions and 2,437 yards
- Recorded 66 yards on six receptions including two touchdowns vs. Detroit (10/19)
- Caught 11 passes for 131 yards, both career-highs at Minnesota (11/2)
- Caught seven passes for 111 yards at Oakland (12/21)

2007 (Houston 16/16):

- Started all 16 games and finished with 63 catches for 768 yards and three touchdowns
- Reception and yardage totals both ranked sixth among NFL tight ends
- His 63 catches were second-most on the team and his 768 yards ranked third
- Caught a season-high seven passes for 56 yards vs. Indianapolis (9/23)
- Caught six passes for a season-high 96 yards vs. Miami (10/7)
- Tied his season high with seven receptions for 82 yards and scored his first touchdown of the season at Cleveland (11/25)

2006 (Houston 14/12):

- Started 12 games as a rookie and finished tops in NFL among rookie tight ends with 34 catches for 352 yards and five touchdowns
- His five scores tied for the team lead and were the most ever by a Texans tight end
- Started his first career game vs. Philadelphia (9/10)
- Registered four catches for 44 yards, including his first career touchdown for 33 yards at Indianapolis (9/17)
- Had a season-high 99 receiving yards with nine catches and two TDs at Tennessee (10/29), setting a team record for rookie tight ends

COLLEGE:

- Began his Wisconsin career on special teams and at quarterback
- Moved to flanker and then tight end as a sophomore and also saw action at split end and wingback
- Played in 43 games during his career, 36 of them as a receiver
- Caught 62 passes for 852 yards (13.7 avg) and eight touchdowns
- Atmospheric and oceanic sciences major who earned Academic All-Big Ten Conference honors in 2002

PERSONAL:

- Resides in Houston
- Played basketball and ran track at Naperville (Ill.) Central High School for the Redhawks



DANIELS, OWEN

Daniels' 2012 Season Statistics

Date, Opp	GP	GS	Rush	Yds	Avg	Lg	TD	Rec	Yds	Avg	Lg	TD
9/9 vs. MIA	1	1	0	0	--	--	0	4	87	21.8	29	0
9/16 @ JAX	1	1	0	0	--	--	0	6	47	7.8	12	0
9/23 @ DEN	1	1	0	0	--	--	0	3	26	8.7	14	1
9/30 vs. TEN	1	1	0	0	--	--	0	6	72	12.0	28	1
10/8 @ NYJ	1	1	0	0	--	--	0	4	79	19.8	34	1
10/14 vs. GB	1	1	0	0	--	--	0	3	46	15.3	27	0
10/21 vs. BAL	1	1	0	0	--	--	0	7	59	8.4	19	1
11/4 vs. BUF	1	1	0	0	--	--	0	4	62	15.5	39	1
11/11 @ CHI							INACTIVE					
11/18 vs. JAX	1	0	0	0	--	--	0	6	57	9.5	18	0
11/22 @ DET	1	1	0	0	--	--	0	4	20	5.0	9	1
12/2 @ TEN	1	1	0	0	--	--	0	3	43	14.3	19	0
12/10 @ NE	1	1	0	0	--	--	0	2	24	12.0	13	0
12/16 vs. IND	1	1	0	0	--	--	0	4	40	10.0	17	0
12/23 vs. MIN	1	1	0	0	--	--	0	3	27	9.0	14	0
12/30 @ IND	1	1	0	0	--	--	0	3	27	9.0	15	0
2012 Totals	15	14	0	0	--	--	0	62	716	11.5	39	6

Daniels' Career Statistics

Year Team	G	GS	Rush	Yds	Avg	Lg	TD	Rec	Yds	Avg	Lg	TD
2006 Hou	14	12	0	0	--	--	0	34	352	10.3	33	5
2007 Hou	16	16	0	0	--	--	0	63	768	12.2	29	3
2008 Hou	16	16	0	0	--	--	0	70	862	12.3	35	2
2009 Hou	8	8	0	0	--	--	0	40	519	13.0	44	5
2010 Hou	11	10	0	0	--	--	0	38	471	12.4	31	2
2011 Hou	15	15	0	0	--	--	0	54	677	12.5	34	3
2012 Hou	15	14	0	0	--	--	0	62	716	11.5	39	6
NFL Totals	95	91	0	0	--	--	0	361	4,365	12.1	44	26

Daniels' 2012 Season Highs

Receptions	7	vs. Baltimore, 10/21/12
Receiving Yards	87	vs. Miami, 9/9/12
Receiving Long	39t	vs. Buffalo, 11/4/12
Receiving Touchdowns	1	six times, most recent: at Detroit, 11/22/12

Daniels' Career Highs

Receptions	11	at Minnesota (133 yards), 11/2/08
Receiving Yards	133	at Minnesota (11 receptions), 11/2/08
Receiving Touchdowns	2	three times, most recent: Cincinnati, 10/18/09
Receiving Long	44	vs. Oakland, 10/4/09

Additional Statistics

Special Teams Tackles: 2 total; 2006 – 2.

Daniels' 2012 Playoff Statistics

Date, Opp	GP	GS	Rush	Yds	Avg	Lg	TD	Rec	Yds	Avg	Lg	TD
1/5/13 vs. CIN (WC)	1	1	0	0	--	--	0	9	91	10.1	19	0
1/13/13 at NE (Div)	1	1	0	0	--	--	0	9	81	9.0	24	0
2012 Totals	2	2	0	0	--	--	0	18	172	9.6	24	0

Daniels' Career Playoff Statistics

Date, Opp	GP	GS	Rush	Yds	Avg	Lg	TD	Rec	Yds	Avg	Lg	TD
1/7/12 vs. CIN (WC)	1	1	0	0	--	--	0	2	29	14.5	21	0
1/15/12 at BAL (Div)	1	1	0	0	--	--	0	2	26	13.0	17	0
1/5/13 vs. CIN (WC)	1	1	0	0	--	--	0	9	91	10.1	19	0
1/13/13 at NE (Div)	1	1	0	0	--	--	0	9	81	9.0	24	0
Career Totals	4	4	0	0	--	--	0	22	227	10.3	24	0



TIM DOBBINS INSIDE LINEBACKER

Height: 6-1 | Weight: 236 | College: Iowa State |
Hometown: Nashville, Tenn. | 7th NFL Season |
2nd with Texans | Age as of Kickoff Weekend 2012: 29 |
Acquired: FA-'11 | 2012 GP/GS: 14/6 | Career GP/GS: 107/22 |
Teams: San Diego, 2006-09; Miami, 2010; Houston, 2012 |

52

TRANSACTIONS: Drafted by San Diego Chargers in the fifth round (151st overall) of the 2006 NFL Draft... Signed by Chargers on July 24, 2006... Re-signed by Chargers on April 19, 2010... Acquired by Miami Dolphins on April 22, 2010 via trade... Signed as a free agent by Houston Texans on Aug. 7, 2011... Re-signed by Texans on April 13, 2012... Placed on injured reserve on Jan. 4, 2013.

CAREER:

- Has appeared in 107 games with 22 starts, totaling 203 tackles (145 solo), two sacks, three interceptions, 12 passes defended, six forced fumbles and seven fumble recoveries
- Played for Texans defensive coordinator Wade Phillips during his rookie season in San Diego
- Started 8-of-16 games, registering career highs of 78 tackles (42 solo), one interception and three forced fumbles in 2008 for San Diego

2012 (Houston 14/6):

- Was named the special teams team captain by teammates for the 2012 season
- Finished the season with 49 tackles (30 solo), one interception and four fumble recoveries in 14 games before being placed on injured reserve (1/4/13)
- Made one solo tackle one tackle on special teams before leaving with an injury in the season opener vs. Miami (9/9)
- Started his first game as a Texan and had two special teams tackles at Jacksonville (9/16)
- Inactive at Denver (9/23)
- Made two solo tackles vs. Tennessee (9/30)
- Had eight tackles (three solo) and broke up a pass at the New York Jets (10/8)
- Made three tackles (two solo) and broke up a pass vs. Baltimore (10/21)
- Had six tackles (four solo) vs. Buffalo (11/4)
- Made a season-high nine tackles (seven solo) and recovered a fumble he returned for 32 yards at Chicago (11/11)
- Recovered a fumble following a sack by Danieal Manning vs. Jacksonville (11/18)
- Inactive at Detroit (11/22)
- Intercepted a Jake Locker pass in the second quarter, recovered a fumble, and made four tackles (three solo) at Tennessee (12/2)
- Made three tackles (two solo) at New England (12/10)
- Recovered a fumble and recorded four tackles (one solo) vs. Indianapolis (12/16)
- Registered five tackles (four solo) and a pass defended vs. Minnesota (12/23)

2011 (Houston 15/0, 2/0):

- Led the team with nine special teams tackles
- Recorded one special teams solo tackle in the season opener vs. Indianapolis (9/11) and was named the team Special Teams Player of the Game
- Made a special teams tackle at New Orleans (9/25)
- Tied for the team lead with two special teams tackles at Baltimore (10/16)
- Made a special teams tackle vs. Cleveland (11/6)
- Led the team with two special teams tackles vs. Atlanta (12/4)
- Assisted on two tackles at Cincinnati (12/11)
- Forced a fumble and broke up a pass in the season finale vs. Tennessee (1/1/12)
- Made one solo tackle and one special teams tackle in AFC Wild Card Playoff vs. Cincinnati (1/7/12)
- Made one solo tackle, stopping Ray Rice on fourth down at the 1-yard line to prevent a touchdown, in AFC Divisional Playoff at Baltimore (1/15/12)

2010 (Miami 16/6):

- Started six games and played in a reserve role 10 times, finishing the season with 43 tackles
- Made his Dolphin debut in a reserve role at Buffalo (9/12)
- Had three tackles and sacked Ravens QB Joe Flacco for a 6-yard loss at Baltimore (11/7)
- Started and led the Dolphins in tackles with 11 stops at New England (1/2/11)

2009 (San Diego 14/2, 1/0):

- Played in 14 games with two starts and finished season with 57 tackles, one sack, one interception and four special teams tackles
- Was awarded game ball from coaches after interception and a career-high 14 tackles at Kansas City (10/25)
- Quarterback pressure led to safety in win vs. Kansas City (11/29)
- Was awarded game ball at Dallas (12/13) for hand in second-, third- and fourth-down stops during a key goal line stand

2008 (San Diego 16/8, 2/2):

- Played in all 16 games for the third consecutive season, with a career-high eight starts
- Notched interception in third quarter at Oakland (9/28) which led to Chargers' first touchdown of game en route to a 28-18 win
- Started first-career game at inside linebacker vs. New England (10/12)
- Paced squad with a season-high 13 tackles and a forced fumble in NFL International Series game against New Orleans in London (10/26)
- Led team with season high four special teams tackles vs. Denver (12/28)
- Helped save season with an 8-yard sack of Peyton Manning at Colts' 1-yard line on third down late in fourth quarter of AFC Wild Card Playoff game vs. Indianapolis (1/3/09)

2007 (San Diego 16/0 3/0):

- Played in all 16 games, primarily on special teams, and had 16 tackles, including 12 on special teams
- Recorded nine stops at inside linebacker after Matt Wilhelm left contest in first quarter (calf) at New

- England (9/16)
- Had a forced fumble on special teams and team-high three stops in win vs. Detroit (12/16)
- Led team with two special teams tackles in AFC Championship Game at New England (1/20)

2006 (San Diego 16/0, 1/0):

- Played in all 16 games, primarily on special teams, and notched a career-high 18 tackles and added four tackles on defense
- Scored first-career touchdown, recovering muffed punt in end zone vs. Arizona (12/31)

COLLEGE:

- First-team All-Big 12 as senior and honorable mention as junior at Iowa State
- Big 12 Defensive Newcomer of Year in 2004
- Spent 2002-03 seasons at Copiah-Lincoln Junior College in Mississippi
- All-state honorable mention in Mississippi Association of Community and Junior Colleges as a sophomore
- Finished junior college career with 210 tackles, 13 sacks and four interceptions
- Played at Iowa State from 2004-05

PERSONAL:

- Attended Glendale (Nashville, Tenn.) High school where he was an All-State linebacker
- Selected to play in 2002 Tennessee-Kentucky All-Star Game in Knoxville
- Born in Nashville, Tenn.

Dobbins' 2012 Season Statistics

	Tackles						Interceptions						Fumbles			
Date, Opp	G	GS	Tot	Solo	Asst	Sk	Yds	No	Yds	Lg	TD	PD	FF	FR	Yds	TD
9/9 vs. MIA	1	0	1	1	0	0.0	0.0	0	0	0	0	0	0	0	0	0
9/16 @ JAX	1	1	0	0	0	0.0	0.0	0	0	0	0	0	0	0	0	0
9/23 @ DEN	INACTIVE															
9/30 vs. TEN	1	0	2	2	0	0.0	0.0	0	0	0	0	0	0	0	0	0
10/8 @ NYJ	1	0	8	3	5	0	0	0	0	0	0	1	0	0	0	0
10/14 vs. GB	1	0	3	1	2	0.0	0.0	0	0	0	0	0	0	0	0	0
10/21 vs. BAL	1	1	3	2	1	0.0	0.0	0	0	0	0	1	0	0	0	0
11/4 vs. BUF	1	1	6	4	2	0.0	0.0	0	0	0	0	0	0	0	0	0
11/11 @ CHI	1	1	9	7	2	0.0	0.0	0	0	0	0	0	0	1	32	0
11/18 vs. JAX	1	1	0	0	0	0.0	0.0	0	0	0	0	0	0	1	0	0
11/22 @ DET	INACTIVE															
12/2 @ TEN	1	0	4	3	1	0.0	0.0	1	7	7	0	1	0	1	0	0
12/10 @ NE	1	0	3	2	1	0.0	0.0	0	0	0	0	0	0	0	0	0
12/16 vs. IND	1	1	4	1	3	0.0	0.0	0	0	0	0	0	0	1	0	0
12/23 vs. MIN	1	0	5	4	1	0.0	0.0	0	0	0	0	1	0	0	0	0
12/30 @ IND	1	0	1	0	1	0.0	0.0	0	0	0	0	0	0	0	0	0
2012 Totals	14	6	49	30	19	0.0	0.0	1	7	7	0	4	0	4	32	0

Dobbins' Career Statistics

		Tackles						Interceptions					Fumbles				
Year	Team	G	GS	Tot	Solo	Asst	Sk	Yds	No	Yds	Lg	TD	PD	FF	FR	Yds	TD
2006	SD	16	0	1	0	1	0.0	0.0	0	0	0	0	0	0	1	0	0
2007	SD	16	0	9	8	1	0.0	0.0	0	0	0	0	1	1	2	0	0
2008	SD	16	8	46	36	10	0.0	0.0	1	4	4	0	4	3	0	0	0
2009	SD	14	2	51	37	14	1.0	7.0	1	13	13	0	1	1	0	0	0
2010	Mia	16	6	43	32	11	1.0	6.0	0	0	0	0	1	0	0	0	0
2011	Hou	15	0	4	2	2	0.0	0.0	0	0	0	0	1	1	0	0	0
2012	Hou	14	6	49	30	19	0.0	0.0	1	7	7	0	4	0	4	32	0
NFL Totals		107	22	203	145	58	2.0	13.0	3	24	13	0	12	6	7	32	0

Dobbins' 2012 Season Highs

Tackles	9	at Chicago (11/11/12)
Fumble Recoveries	1	four times, most recent: vs. Indianapolis, 12/16/12
Interceptions	1	at Tennessee, 12/2/12

Dobbins' Career Highs

Sacks	1	twice, most recent: at Baltimore (J. Flacco), 11/7/10
Tackles	11	three times, most recent: at New England, 1/2/11
Interceptions	1	three times, most recent: at Tennessee (J. Locker), 12/2/12
Fumble Recoveries	1	seven times, most recent: vs. Indianapolis, 12/16/12
Forced Fumbles	1	six times, most recent: vs. Tennessee, 1/1/12
Touchdown	1	at Arizona, 12/31/06 (muffed punt recover)

Additional Statistics

Special Teams Tackles: 62 total; 2006 – 18; 2007 – 12; 2008 – 13; 2009 – 4; 2010 – 5; 2011 – 9; 2012 – 9.



ARIAN FOSTER RUNNING BACK

Height: 6-1 | Weight: 230 | College: Tennessee |
Hometown: San Diego, Calif. | 5th NFL Season |
5th with Texans | Age as of Kickoff Weekend 2013: 27 |
Acquired: CFA-'09 | 2012 GP/GS (Playoffs): 16/16 (2/2) |
Career GP/GS (Playoffs): 51/43 (4/4) | Teams: Houston, 2009-13 |

23

TRANSACTIONS: Signed by Houston Texans as an undrafted free agent on May 1, 2009...Released by Texans on Sept. 5, 2009...Signed to Texans practice squad on Sept. 6, 2009...Signed to Texans active roster on Nov. 17, 2009...Re-signed with Texans on March 6, 2012.

HONORS:

- Associated Press First-Team All-Pro (2010)
- Associated Press Second-Team All-Pro (2011)
- Three-time Pro Bowl (2011-2013)
- Sporting News All-Pro (2010)
- Pro Football Weekly/Pro Football Writers of America All-NFL Team (2010)
- Pro Football Weekly/Pro Football Writers of America Most Improved Player (2010)
- AFC Offensive Player of the Week (Week 1, 2010; Week 4, 2011; Week 7, 2011)
- AFC Offensive Player of the Month (September, 2010; October, 2011)
- FedEx Ground Player of the Week (Week 1, 2010; Week 17, 2010)
- FedEx Ground Player of the Year Finalist (2010)
- USA Football All-Fundamentals Team (2012)
- Houston Texans Team MVP (2010)
- ESPY - NFL Strongest Performance (2011)

CAREER:

- Ranks first in franchise history with 4,508 yards and 44 rushing touchdowns
- Has compiled 3 consecutive 1,000-yard seasons
- Led NFL in rushing in 2010 and recorded the most rushing yards ever by an undrafted player with 1,616 yards, surpassing Priest Holmes' previous record of 1,615 set in 2002
- Was the third player in NFL history to amass 1,600 rushing yards and 600 receiving yards in a season when he did so in 2010
- Has 23 100-yard rushing games and three 100-yard receiving games in his career
- Became the fifth player in NFL history to surpass 1,000 rushing yards and 600 receiving yards in consecutive seasons (2010-11)
- Finished 2009 with 54 carries for 257 yards and three touchdowns to go with eight receptions for 93 yards
- Tied with Terrell Davis for most rushing yards in first four postseason games with 515 yards

2012 (Houston 16/16, 2/2):

- Finished the season with 351 rushes for 1,411 yards and an NFL-best 15 touchdowns along with 40 receptions for 217 yards and two touchdowns
- Led NFL in touchdowns with 17 on the season
- Had 14 carries for 70 yards and two touchdowns in the season opener vs. Miami (9/9)
- Became the second Texans position player to score more than 200 career points when he scored his first touchdown of the season vs. Miami (9/9)
- Carried 28 times for 110 yards and a touchdown, becoming the Texans all-time leader in rushing on a 9-yard gain in the second quarter at Jacksonville (9/16)
- Ran for 100 yards for the second consecutive game as he racked up 105 yards on 25 carries as well as catching a 3-yard touchdown pass at Denver (9/23)
- Scored a touchdown in his sixth consecutive regular season game when he found the end zone from 4 yards out in the first quarter vs. Tennessee (9/30)
- Rushed for 152 yards and a touchdown at the New York Jets (10/8)
- Rushed for two touchdowns vs. Green Bay (10/14)
- Had 19 carries for 98 yards and two touchdowns vs. Baltimore (10/21)
- Ran for 111 yards on 24 carries vs. Buffalo (11/4) while scoring a touchdown in his 10th consecutive game
- Scored a touchdown in his 11th consecutive game when he caught a 3-yard touchdown pass in the second quarter to go along with 29 carries for 102 yards rushing at Chicago (11/11)
- Rushed for 77 yards and had 15 more receiving vs. Jacksonville (11/18)
- Surpassed 1,000 yards rushing for the third consecutive season as he rushed for 102 yards on 20 carries and scored two touchdowns at Detroit (11/22)
- Scored his 13th rushing touchdown of the season on a 2-yard run at Tennessee (12/2)
- Had 46 yards rushing and scored his 14th rushing touchdown of the season to go along with a season-high 39 yards receiving at New England (12/10)
- Topped 100 rushing yards for the seventh time in 2012, finishing with a season-high 165 yards on 27 carries at Indianapolis (12/16)
- Became the first player in NFL history to top 100 yard rushing in each of his first three postseason games as he rushed for 140 yards and a touchdown in the AFC Wild Card Playoff vs. Cincinnati (1/5/13)
- Had 153 all-purpose yards (90 rushing/63 receiving) and two touchdowns in AFC Divisional Playoff at New England (1/13/13)

2011 (Houston 13/13, 2/2):

- Third in NFL in scrimmage yards (1,841) and averaged an NFL-best 141.6 yards per game
- Finished the season with 278 rushes for 1,224 yards and 10 touchdowns along with 53 receptions for 617 yards and two touchdowns
- Inactive for three games

- Made his 2011 debut, rushing for 33 yards on 10 carries at Miami (9/18)
- Returned to starting lineup vs. Pittsburgh (10/2) and ran for 155 yards on 30 carries, including a 42-yard touchdown run which proved to be the game-winner
- Set a career-high with 116 yards receiving on five receptions while rushing for an additional 68 yards on 22 carries vs. Oakland (10/9)
- Became the first Texans player to surpass 100 yards rushing and receiving in the same game and the 32nd all-time, finishing with 115 yards rushing and 119 yards receiving with three touchdowns (2 rushing, 1 receiving) at Tennessee (10/23)
- Ran for 112 yards on 33 carries and a touchdown vs. Jacksonville (10/30)
- Had 19 carries for 124 yards including a 19-yard touchdown run vs. Cleveland (11/6)
- Joined Walter Payton as the only backs to have two 70-plus yard touchdown receptions in a season since 1970 after he had a 78-yard touchdown reception as part of 102-yard receiving and 84-yard rushing day at Tampa Bay (11/13)
- Carried 31 times for 111 yards and a touchdown vs. Atlanta (12/4)
- Surpassed the 1,000-yard mark for the second consecutive season while running for 109 yards on 16 carries and a touchdown vs. Carolina (12/18)
- Ran for season-high 158 yards on 23 carries and a touchdown vs. Indianapolis (12/22)
- Finished the postseason with 51 rushes for 285 yards, the most by any running back in NFL history in his first two playoff games, and three touchdowns; also caught eight passes for 51 yards
- Started in his postseason debut and rushed for 153 yards on 24 carries with two scores, including a 42-yard scoring run in the fourth quarter, and caught three passes for 29 yards in AFC Wild Card Playoff vs. Cincinnati (1/7/12)
- Rushed 27 times for 132 yards, the most ever given up by Baltimore's defense in a postseason game, and a touchdown to go along with five receptions for 22 yards in AFC Divisional Playoff at Baltimore (1/15/12)

2010 (Houston 16/13):

- Led NFL in rushing yards (1,616), scrimmage yards (2,220), scoring by a non-kicker (108 points), touchdowns (18) and first downs (123), all of which were Texans team records
- Ran for a franchise-record 231 yards and three touchdowns on 33 carries vs. Indianapolis (9/12), becoming the first player in NFL history to run for 200-plus yards and three touchdowns on opening weekend
- His 231 yards rushing in a game were the seventh-most in NFL history, earning him AFC Offensive Player of the Week and FedEx Ground NFL Player of the Week honors
- Rushed for 133 yards on 17 carries, including a 74-yard touchdown on his first carry of the game and caught three passes for 56 yards, including a 10-yard touchdown reception at Oakland (10/3)
- Had 143 yards rushing on 30 carries and another nine receptions for a season-high 75 yards, totaling 218 all-purpose yards vs. Tennessee (11/28)
- Broke RB Steve Slaton's single-season franchise rushing record of 1,282 yards from 2008 as he ran for 100 yards on 20 carries and added four catches for 25 yards vs. Baltimore (12/13) on Monday Night Football
- Wrapped up the NFL rushing title with 180 yards on 31 carries and two touchdowns in the season finale vs. Jacksonville (1/2/11), earning FedEx Ground Player of the Week honors for the second time in the 2010 season

2009 (Houston 6/1):

- Saw action in the last six games of his rookie season, starting one, and finished the season with 257 yards on 54 carries and three touchdowns
- Made his NFL debut vs. Tennessee (11/23) and played on special teams where he assisted on one tackle
- Saw action at running back for the first time in his NFL career vs. Seattle (12/13)
- Scored his first career touchdown on a 17-yard run up the middle in the second quarter at Miami (12/27) and finished the game with 19 carries for 97 yards
- Made his first career start vs. New England (1/3/10) and posted his first career 100-yard game, rushing for 119 yards and two scores on 20 carries

COLLEGE:

- Rushed for 2,964 yards in four years at the University of Tennessee
- Led the team with 570 rushing yards and a touchdown as a senior in 2008
- Finished sixth among SEC rushing leaders with 1,193 yards and 12 touchdowns along with 39 receptions for 340 yards and two scores as a junior in 2007, earning second-team All-SEC honors from the Associated Press and Rivals.com
- Rushed 91 times for 322 yards with five touchdowns and caught 11 passes for 88 yards as a sophomore in 2006
- Earned freshman All-America accolades from Rivals.com and The Sporting News in 2005 when he ran for 879 yards and five touchdowns
- Ran for a career-high 223 yards against Vanderbilt as a freshman
- Redshirted during the 2004 season

PERSONAL:

- San Diego Union-Tribune's All-San Diego Western League Player of the Year as a senior at Mission Bay High School
- Named All-West Region by PrepStar and also earned All-California Interscholastic Federation honors
- Led county with 2,500 all-purpose yards, racking up 2,093 rushing yards and 24 touchdowns while adding six scores on kickoff returns as senior in 2003
- Was a member of the basketball and track and field squads in addition to the football team



FOSTER, ARIAN

Foster's 2012 Season Statistics

Date, Opp	GP	GS	Rush	Yds	Avg	Lg	TD	Rec	Yds	Avg	Lg	TD
9/9 vs. MIA	1	1	26	79	3.0	14	2	1	-4	-4.0	-4	0
9/16 @ JAX	1	1	28	110	3.9	18	1	6	37	6.2	18	0
9/23 @ DEN	1	1	25	105	4.2	22	0	1	3	3.0	3	1
9/30 vs. TEN	1	1	24	86	3.6	16	1	1	8	8.0	8	0
10/8 @ NYJ	1	1	29	152	5.2	46	1	1	16	16.0	16	0
10/14 vs. GB	1	1	17	29	1.7	5	2	1	12	12.0	12	0
10/21 vs. BAL	1	1	19	98	5.2	16	2	1	5	5.0	5	0
11/4 vs. BUF	1	1	24	111	4.6	21	1	0	0	--	--	0
11/11 @ CHI	1	1	29	102	3.5	21	0	5	15	3.0	8	1
11/18 vs. JAX	1	1	28	77	2.8	13	0	3	15	5.0	9	0
11/22 @ DET	1	1	20	102	5.1	15	2	5	15	3.0	5	0
12/2 @ TEN	1	1	14	38	2.7	7	1	5	15	3.0	8	0
12/10 @ NE	1	1	15	46	3.1	15	1	4	39	9.8	23	0
12/16 vs. IND	1	1	27	165	6.1	31	0	2	4	2.0	2	0
12/23 vs. MIN	1	1	10	15	1.5	8	0	2	14	7.0	11	0
12/30 @ IND	1	1	16	96	6.0	39	1	2	23	11.5	18	0
2012 Totals	16	16	351	1,411	4.0	46	15	40	217	5.4	23	2

Foster's Career Statistics

Year	Team	G	GS	Rush	Yds	Avg	Lg	TD	Rec	Yds	Avg	Lg	TD
2009	Hou	6	1	54	257	4.8	24	3	8	93	11.6	20	0
2010	Hou	16	13	327	1,616	5.0	74	16	66	604	9.2	50	2
2011	Hou	13	13	278	1,224	4.4	43	10	53	617	11.6	78	2
2012	Hou	16	16	351	1,411	4.0	46	15	40	217	5.4	23	2
NFL Totals		51	43	1,010	4,508	4.5	74	44	167	1,531	9.2	78	6

Foster's 2012 Season Highs

Rushing Yards	165	vs. Indianapolis (27 attempts), 12/16/12
Rushing Attempts	29	twice, last at Chicago (102 yards), 11/11/12
Rushing Long	46	at New York Jets, 10/8/12
Rushing Touchdowns	2	four times, last at Detroit, 11/22/12
Receptions	6	at Jacksonville, 9/16/12
Receiving Yards	39	at New England (4 receptions), 12/10/12
Receiving Touchdowns	1	twice, last at Chicago, 11/11/12

Foster's Career Highs

Rushing Yards	231	vs. Indianapolis (33 attempts), 9/12/10
Rushing Attempts	33	twice, most recent: vs. Jacksonville (112 yards), 10/30/11
Rushing Touchdowns	3	vs. Indianapolis, 9/12/10
Rushing Long	74t	at Oakland, 10/3/10
Receptions	9	twice, most recent: vs. Tennessee (75 yards), 11/28/10
Receiving Yards	119	at Tennessee (5 receptions), 10/23/11
Receiving Long	78t	twice, most recent: at Tampa Bay, 11/13/11
Receiving Touchdowns	1	six times, most recent: at Chicago, 11/11/12

Additional Statistics

Special Teams Tackles: 1 total; 2009 – 1.

Foster's 2012 Playoff Statistics

Date, Opp	GP	GS	Rush	Yds	Avg	Lg	TD	Rec	Yds	Avg	Lg	TD
1/5/13 vs. CIN (WC)	1	1	32	140	4.4	17	1	8	34	4.3	13	0
1/13/13 at NE (Div)	1	1	22	90	4.1	21	1	7	63	9.0	28	1
2012 Totals	2	2	54	230	4.3	21	2	15	97	6.5	28	1

Foster's Career Playoff Statistics

Date, Opp	GP	GS	Rush	Yds	Avg	Lg	TD	Rec	Yds	Avg	Lg	TD
1/7/12 vs. CIN (WC)	1	1	24	153	6.4	42t	2	3	29	9.7	15	0
1/15/12 at BAL (Div)	1	1	27	132	4.9	28	1	5	22	4.4	16	0
1/5/13 vs. CIN (WC)	1	1	32	140	4.4	17	1	8	34	4.3	13	0
1/13/13 at NE (Div)	1	1	22	90	4.1	21	1	7	63	9.0	28	1
Career Totals	4	4	105	515	4.9	42t	5	23	148	6.4	28	1



ANDREW GARDNER TACKLE

66

Height: 6-6 | Weight: 309 | College: Georgia Tech |
 Hometown: Tyrone, Ga. | 4th NFL Season |
 3rd with Texans | Age as of Kickoff Weekend 2012: 27 |
 Acquired: FA-'11 | 2012 GP/GS (Playoffs): 3/0 (0/0) |
 Career GP/GS (Playoffs): 5/0 (0/0) | Teams: Miami, 2009; Baltimore, 2010; Min-
 nesota, 2010; Cincinnati, 2011; Houston, 2011-13 |

TRANSACTIONS: Selected by Miami Dolphins in the sixth round (181st overall) of the 2009 NFL Draft ...Signed by Dolphins on June 22, 2009...Released by Dolphins on Sept. 4, 2010...Signed to Baltimore Ravens practice squad on Sept. 10, 2010...Released by Ravens on Sept. 14, 2010...Signed to Minnesota Vikings practice squad on Oct. 6, 2010...Released by Vikings on Nov. 11, 2010...Signed to Cincinnati Bengals practice squad on Nov. 16, 2010...Signed by Bengals on Jan. 3, 2011...Released by Bengals on Aug. 23, 2011...Signed by Houston Texans on Aug. 30, 2011...Released by Texans on Sept. 3, 2011...Signed to Texans practice squad on Sept. 4, 2011...Signed to Texans active roster on Sept. 22, 2011...Re-signed with Texans on March 15, 2013.

HONORS:

- Madden Most Valuable Protectors Award (Week 13, 2012)

2012 (Houston 3/0, 0/0):

- Played in three games in the 2012-13 season, making his debut appearance at Chicago (11/11).
- Inactive for 13 games and both playoff games

2011 (Houston 1/0, 9/0):

- Signed off Texans practice squad to the active roster (9/22)
- Inactive for 13 games of the regular season
- Made his Texans debut on the field goal unit in the third quarter vs. Tennessee (1/1/12)
- Inactive for both playoff games

2009 (Miami 1/0):

- Made his professional debut at Buffalo (11/29)
- Inactive for 15 games of the 2009 season

COLLEGE:

- Four-year starter at Georgia Tech
- Started the first 48 games of his career, but was limited by a torn labrum for much of his senior season, and after eight games as a senior, he underwent season-ending surgery
- Earned first-team All-Atlantic Coast Conference honors as both a junior and a senior
- Honorable mention All-ACC as a sophomore and was on the 2005 All-ACC freshman team

PERSONAL:

- Born in Chamblee, Ga., and attended Sandy Creek High School in Tyrone, Ga., where he was an honorable mention Class AAAA all-state selection as a senior
- Also was an all-county basketball player at Sandy Creek
- Married (wife Jennifer), with a son

Gardner's Career Statistics:

- Games/Starts: 2009: 1/0; 2011: 1/0; 2012: 3/0 Total: 5/0.



GARRETT GRAHAM

TIGHT END

88

Height: 6-3 | Weight: 242 | College: Wisconsin |
Hometown: Brick, N.J. | 4th NFL Season |
4th with Texans | Age as of Kickoff Weekend 2013: 27 |
Acquired: D4b-'10 (118th overall) | 2012 GP/GS (Playoffs): 15/9 (2/2) |
Career GP/GS (Playoffs): 28/9 | Teams: Houston, 2010-13 |

TRANSACTIONS: Selected by Houston Texans in the fourth round (118th overall) of the 2010 NFL Draft... Signed by Texans on July 28, 2010.

2012 (Houston 15/9, 2/2):

- Posted career bests of 28 receptions for 233 yards and three touchdowns
- Saw action at tight end and on special teams in the season opener vs. Miami (9/9)
- Caught one pass for 15 yards at Jacksonville (9/16)
- Made his first career start and caught two passes for a career-high 39 yards including a long of 27 yards at Denver (9/23)
- Caught three passes for 25 yards vs. Green Bay (10/14)
- Had two receptions for 32 yards vs. Baltimore (10/21)
- Scored his first career touchdown on a 5-yard pass in the fourth quarter vs. Buffalo (11/4)
- Had a career-best eight receptions for 82 yards and two touchdowns vs. Jacksonville (11/18)
- Inactive at New England (12/10)
- Caught two passes for 14 yards vs. Minnesota (12/23)
- Started his first career playoff games and caught three passes for 29 yards in the AFC Wild Card Playoff vs. Cincinnati (1/5/13)
- Started his second consecutive playoff game and made two catches for 13 yards in the AFC Divisional playoff at New England (1/13/13)

2011 (Houston 7/0, 0/0):

- Made his season debut vs. Indianapolis (9/11)
- Inactive for nine games
- Saw action at tight end and on special teams in seven games of the regular season
- Caught his first career pass, a 24-yard gain in the third quarter vs. Tennessee (11/1/12) and saw action at reserve outside linebacker late in the game
- Inactive for both playoff games

2010 (Houston 6/0):

- Played in six games, primarily on special teams
- Made his professional debut on special teams vs. Kansas City (10/17)

COLLEGE:

- Started 33-of-40 games for the Badgers, catching 121 passes for 1,492 yards and 16 touchdowns
- Became the 20th player in school history with 1,000 yards receiving in a career and was the fifth Wisconsin tight end to accomplish that feat
- His 16 touchdown catches topped the previous school all-time record for tight ends
- Earned first-team All-Big Ten Conference honors in 2009 from the media and second-team accolades from the league's coaches and was named 2009 team co-MVP
- Started 13 games and caught career-high 51 passes for 624 yards (12.2 avg.) and seven touchdowns
- 2008 All-Big Ten Conference first-team selection by the league's media, The NFL Draft Report and CBS Sportsline, earning second team honors from the conference's coaches
- Led the team with a career-high 40 receptions for 540 yards and five touchdowns, as it marked the third-straight year a tight end led the team in catches
- Started 10-of-13 games in 2007 in the team's two-tight end formation and finished second on the team, catching 30 passes for 328 yards and four touchdowns

PERSONAL:

- Attended Brick Township Memorial (Brick, N.J.) High School and was named to the Associated Press, Newark Star-Ledger and Gannett News All-State teams as a junior and senior
- New Jersey Top 25 and National Top 35 prospect selection, earning a four-star rating from Rivals.com

Graham's 2012 Season Statistics

Date, Opp	GP	GS	Rush	Yds	Avg	Lg	TD	Rec	Yds	Avg	Lg	TD
9/9 vs. MIA	1	0	0	0	--	--	0	0	0	--	--	0
9/16 @ JAX	1	0	0	0	--	--	0	1	15	15.0	15	0
9/23 @ DEN	1	1	0	0	--	--	0	2	39	19.5	27	0
9/30 vs. TEN	1	0	0	0	--	--	0	0	0	--	--	0
10/8 @ NYJ	1	1	0	0	--	--	0	0	0	--	--	0
10/14 vs. GB	1	1	0	0	--	--	0	3	25	8.3	11	0
10/21 vs. BAL	1	1	0	0	--	--	0	2	32	16.0	20	0
11/4 vs. BUF	1	0	0	0	--	--	0	2	11	5.5	6	1
11/11 @ CHI	1	1	0	0	--	--	0	3	15	5.0	11	0
11/18 vs. JAX	1	0	0	0	--	--	0	8	82	10.3	30	2
11/22 @ DET	1	1	0	0	--	--	0	3	17	5.7	11	0
12/2 @ TEN	1	0	0	0	--	--	0	1	7	7.0	7	0
12/10 @ NE								INACTIVE				
12/16 vs. IND	1	1	0	0	--	--	0	0	0	--	--	0
12/23 vs. MIN	1	1	0	0	--	--	0	2	14	7.0	12	0
12/30 @ IND	1	1	0	0	--	--	0	1	6	6.0	6	0
2012 Totals	15	9	0	0	--	--	0	28	263	9.4	30	3

Graham's Career Statistics

Year	Team	G	GS	Rush	Yds	Avg	Lg	TD	Rec	Yds	Avg	Lg	TD
2010	Hou	6	0	0	0	--	--	0	0	0	--	--	0
2011	Hou	7	0	0	0	--	--	0	1	24	24.0	24	0
2012	Hou	15	9	0	0	--	--	0	28	263	9.4	30	3
NFL totals		28	9	0	0	--	--	0	29	287	9.9	30	3

Graham's 2012 Season Highs

Receiving Yards	82	vs. Jacksonville (8 receptions), 11/18/12
Receptions	8	vs. Jacksonville (82 yards), 11/18/12
Touchdowns	2	vs. Jacksonville, 11/18/12

Graham's Career Highs

Receiving Yards	82	vs. Jacksonville (8 receptions), 11/18/12
Receptions	8	vs. Jacksonville (82 yards), 11/18/12
Touchdowns	2	vs. Jacksonville, 11/18/12

Graham's 2012 Playoff Statistics

Date, Opp	GP	GS	Rush	Yds	Avg	Lg	TD	Rec	Yds	Avg	Lg	TD
1/5/13 vs. CIN (WC)	1	1	0	--	--	0	0	3	29	9.7	20	0
1/13/13 at NE (Div)	1	1	0	--	--	0	0	2	13	6.5	8	0
2012 Totals	2	2	0	--	--	0	0	5	42	8.4	20	0



BRANDON HARRIS CORNERBACK

26

Height: 5-10 | Weight: 195 | College: Miami (Fla.) |
Hometown: Miami, Fla. | 3rd NFL Season |
3rd with Texans | Age as of Kickoff Weekend 2013: 23 |
Acquired: CFA-'11 | 2012 GP/GS (Playoffs): 8/0 (2/1) |
Career GP/GS (Playoffs): 15/0 (2/1) | Teams: Houston, 2011-13 |

TRANSACTIONS: Selected by Houston Texans in the second round (60th overall) in the 2011 NFL Draft... Signed by Texans on July 31, 2011.

2012 (Houston 8/0, 2/1):

- Finished the 2012 season with a career-high 12 tackles
- Inactive for eight games
- Made his season debut and collected a tackle on special teams vs. Baltimore (10/21)
- Registered a tackle on special teams at Detroit (11/22)
- Recorded seven tackles (six solo) and two passes defended at Tennessee (12/2)
- Made one tackle at New England (12/10)
- Had one tackle and a pass defended vs. Indianapolis (12/16)
- Made three tackles (two solo) vs. Minnesota (12/23)
- Made his playoff debut and notched a tackle and pass defended in AFC Wild Card Playoff vs. Cincinnati (1/5/13)
- Made his first career postseason start and made two tackles in the AFC Divisional Playoff at New England (1/13/13)

2011 Houston (7/0, 0/0):

- Inactive for nine games during the regular season
- Made his professional debut on special teams at New Orleans (9/25)
- Made a special teams tackle vs. Pittsburgh (10/2)
- Assisted on a special teams tackles at Indianapolis (12/22)
- Made one solo tackle vs. Tennessee (1/1/12) in the season finale
- Inactive for both playoff games

COLLEGE:

- Started 32-of-39 games, recording 132 tackles, nine tackles for loss, four interceptions, five forced fumbles, two sacks and 28 pass break ups
- Named a semifinalist for the Jim Thorpe Award (nation's top defensive back) for the second consecutive year as a junior after starting all 13 games, recording 44 tackles and a team-high 10 pass breakups en route to a second-team All-ACC selection
- Helped the Hurricanes lead the Atlantic Coast Conference and rank third in the country in pass yards, allowing just 150.5 per game
- Additionally, the unit finished first in the league and fifth in the nation in pass efficiency defense (99.12 avg.)
- Started all 13 games in 2009 and ranked third on the team with 58 tackles (40 solos), including one sack for five yards and six stops for losses for 12 yards; gained 10 yards on two interceptions, caused three fumbles and returned two kickoffs for 63 yards
- Led the ACC and ranked second nationally with 1.3 passes defended per contest as a sophomore
- Tied for second nationally in pass breakups (15) and third in passes defended (17), earning him All-American and first-team All-ACC honors
- Saw action in all 13 games and started six contests at left cornerback his freshman year, finishing eighth on the team with 30 tackles (22 solos), including one sack for seven yards and two stops for losses totaling 11 yards and deflected three pass attempts and intercepted another, gaining 25 yards on the return
- Earned Academic All-ACC honors in his first season

PERSONAL:

- Attended Booker T. Washington High School in Miami, where he played for his father, Tim Harris
- Named Florida's Gatorade Player of the Year, Dade County's 6A-4A Defensive Player of the Year and the Miami Herald's Miami-Dade County Male Athlete of the Year as a senior
- Added All-American honors by Prep Star and EA Sports, and was listed as a member of the Atlanta Journal-Constitution Super Southern 100 team
- In 2007, the Booker T. Washington Tornadoes turned in a perfect 14-0 record and claimed the Florida Class-4A state championship title while finishing sixth in USA Today's final national rankings
- Father, Tim, was named USA Today National Coach of the Year in 2007 at Miami's Booker T. Washington H.S. and was Texans WR Andre Johnson's high school offensive coordinator at Miami Sr. High

Harris' 2012 Season Statistics

Date, Opp	G	GS	Tackles				Sk	Yds	Interceptions				PD	Fumbles			
			Tot	Solo	Asst				No	Yds	Lg	TD		FF	FR	Yds	TD
9/9 vs. MIA									INACTIVE								
9/16 @ JAX									INACTIVE								
9/23 @ DEN									INACTIVE								
9/30 vs. TEN									INACTIVE								
10/8 @ NYJ									INACTIVE								
10/14 vs. GB									INACTIVE								
10/21 vs. BAL	1	0	0	0	0	0.0	0.0	0	0	0	0	0	0	0	0	0	0
11/4 vs. BUF									INACTIVE								
11/11 @ CHI	1	0	0	0	0	0.0	0.0	0	0	0	0	0	0	0	0	0	0
11/18 vs. JAX									INACTIVE								
11/22 @ DET	1	0	0	0	0	0.0	0.0	0	0	0	0	0	0	0	0	0	0
12/2 @ TEN	1	0	7	6	1	0.0	0.0	0	0	0	0	0	2	0	0	0	0
12/10 @ NE	1	0	1	1	0	0.0	0.0	0	0	0	0	0	0	0	0	0	0
12/16 vs. IND	1	0	1	1	0	0.0	0.0	0	0	0	0	1	0	0	0	0	0
12/23 vs. MIN	1	0	3	2	1	0.0	0.0	0	0	0	0	0	0	0	0	0	0
12/30 @ IND	1	0	0	0	0	0.0	0.0	0	0	0	0	0	0	0	0	0	0
2012 Totals	8	0	12	10	2	0.0	0.0	0	0	0	0	3	0	0	0	0	0

Harris' Career Statistics

Year	Team	G	GS	Tackles				Sk	Yds	Interceptions				PD	Fumbles			
				Tot	Solo	Asst				No	Yds	Lg	TD		FF	FR	Yds	TD
2011	Hou	7	0	1	1	0	0.0	0.0	0	0	0	0	0	0	0	0	0	0
2012	Hou	8	0	12	10	2	0.0	0.0	0	0	0	0	3	0	0	0	0	0
NFL Totals		15	0	13	11	2	0.0	0.0	0	0	0	0	3	0	0	0	0	0

Harris' 2012 Season Highs

Tackles 7 at Tennessee, 12/2/12
Passes Defended 2 at Tennessee, 12/2/12

Harris' 2012 Playoff Statistics

Date, Opp	GP	GS	Tackles				Sk	Yds	Interceptions				PD	Fumbles			
			Tot	Solo	Asst				No	Yds	Lg	TD		FF	FR	Yds	TD
1/5/13 vs. CIN (WC)	1	0	1	1	0	0.0	0.0	0	0	0	0	0	1	0	0	0	0
1/13/13 at NE (Div)	1	1	2	2	0	0.0	0.0	0	0	0	0	0	0	0	0	0	0
2012 Totals	2	1	3	3	0	0.0	0.0	0	0	0	0	0	1	0	0	0	0



RA'SHON HARRIS

NOSE TACKLE

91

Height: 6-5 | Weight: 312 | College: Oregon |
 Hometown: Pittsburg, Calif. | 3rd NFL Season |
 2nd with Texans | Age as of Kickoff Weekend 2013: 27 |
 Acquired: UFA-'12 | 2012 GP/GS: 0/0 | Career GP/GS: 2/0 |
 Teams: Pittsburgh, 2009-11; Carolina, 2009; Buffalo, 2010; Houston, 2012-13 |

TRANSACTIONS: Selected by the Pittsburgh Steelers in the sixth round (205th overall) of the 2009 NFL Draft...Waived by the Steelers on Sept. 5, 2009...Signed by Carolina Panthers on Sept. 6, 2009...Released by Panthers on Oct. 1, 2009...Signed by Steelers on Oct. 14, 2009... Released by Steelers on Sept. 4, 2010... added to Buffalo Bills practice squad on Oct. 6, 2010 ...Added to Steelers practice squad on Nov. 3, 2010...Signed by Steelers on Feb. 17, 2011...Waived by Steelers on Aug. 14, 2011...Added to Houston Texans practice squad on Nov. 23, 2011...Signed by Texans as an unrestricted free agent on Jan. 18, 2012...Placed on injured reserve on Aug. 27, 2012.

CAREER:

- Has appeared in two career games with the Carolina Panthers

2012 (Houston 0/0):

- Placed on injured reserve after suffering a triceps injury during the preseason (8/27)

2009 (Carolina 2/0):

- Appeared in two games recording two tackles

COLLEGE:

- Played in 43 games with 13 starts at Oregon
- Totaled 65 tackles, 13 tackles for loss, four sacks, one pass defended and two fumble recoveries
- Produced 47 tackles, three sacks and two fumble recoveries his senior season
- Ranked first among the team's interior linemen with nine tackles for loss
- Registered 15 tackles, including three for loss his junior season
- Redshirted as a true freshman

PERSONAL:

- Attended Pittsburg High School in Pittsburg, Calif.
- Was rated among the top 50 prep prospects in California by SuperPrep magazine
- Rated as one of the best 11 defensive linemen in California by Superprep magazine
- Two-time all-Bay Valley League defender
- Two-time all-area honoree
- Completed his prep career with 15 quarterback sacks
- Nicknamed "Sunny" as a child and has gone by that name ever since

Harris' 2012 Season Statistics

Date, Opp	G	GS	Tackles			Sk	Yds	Interceptions					Fumbles			
			Tot	Solo	Asst			No	Yds	Lg	TD	PD	FF	FR	Yds	TD
9/9 vs. MIA																
9/16 @ JAX																
9/23 @ DEN																
9/30 vs. TEN																
10/8 @ NYJ																
10/14 vs. GB																
10/21 vs. BAL																
11/4 vs. BUF																
11/11 @ CHI																
11/18 vs. JAX																
11/22 @ DET																
12/2 @ TEN																
12/10 @ NE																
12/16 vs. IND																
12/23 vs. MIN																
12/30 @ IND																
2012 Totals	0	0	0	0	0	0.0	0.0	0	0	0	0	0	0	0	0	0

Harris' Career Statistics

Year	Team	G	GS	Tackles			Sk	Yds	Interceptions					Fumbles			
				Tot	Solo	Asst			No	Yds	Lg	TD	PD	FF	FR	Yds	TD
2009	Car	2	0	2	1	1	0.0	0.0	0	0	0	0	0	0	0	0	0
2012	Hou																
NFL Totals		2	0	2	1	1	0.0	0.0	0	0	0	0	0	0	0	0	0

Harris' Career Highs

Tackles 1 twice, most recent: at Dallas, 9/28/09



RYAN HARRIS

TACKLE

68

Height: 6-5 | Weight: 308 | College: Notre Dame |
 Hometown: Minneapolis, Minn. | 5th NFL Season |
 1st with Texans | Age as of Kickoff Weekend 2012: 27 |
 Acquired: W-'12 (Denver) | 2012 GP/GS: 16/2 |
 Career GP/GS: 62/36 | Teams: Denver, 2007-2011; Houston, 2012 |

TRANSACTIONS: Selected by Denver Broncos in third round (70th overall) of 2007 NFL draft...Signed by Broncos on July 26, 2007...Signed by Philadelphia Eagles as an unrestricted free agent on Aug. 2, 2011...Released by Eagles on Sept. 3, 2011...Signed by Broncos on Jan. 2, 2012...Released by Broncos on Aug. 31, 2012...Signed by Houston Texans on Sept. 2, 2012.

HONORS:

- Sports Illustrated All-Pro (2008)
- Madden Most Valuable Protectors Award (Week 4, 2012; Week 13, 2012)

CAREER:

- Started 34-of-46 career games in Denver
- Has allowed just 3.5 sacks in his 26 career starts at right tackle
- Allowed just 2.5 sacks in 2008 to help the Broncos set a franchise single-season record and tie for first in the NFL with only 12 sacks allowed

2012 (Houston 16/2, 2/0):

- Made his Texans debut on special teams in the season opener vs. Miami (9/9)
- Helped provide protection for Matt Schaub, enabling him to tie a career high with four touchdown passes at Denver (9/23)
- Helped Arian Foster rush for a season-high 152 yards and a touchdown at the New York Jets (10/8)
- Part of an offense that set a franchise record by scoring 43 points vs. Baltimore (10/21)
- Helped Foster rush for 100 yards for the fourth time in 2012 as he gained 111 yards on 24 carries and scored a touchdown vs. Buffalo (11/4)
- Part of an offense that set a franchise record with 653 yards of offense and tied the franchise scoring record with 43 points vs. Jacksonville (11/18) and put up another 501 yards at Detroit (11/22)
- Made his first start as Texan at Tennessee (12/2)
- Paved the way for Foster to rush for 140 yards while not allowing Schaub to be sacked in the AFC Wild Card Playoff vs. Cincinnati (1/5/13)
- Helped Foster rush for 90 yards and held New England to only one sack on Schaub in the AFC Divisional playoff at New England (1/13/13).

2011 (Denver 0/0):

- Was on Denver's active roster for two postseason games after joining the team after the regular season

2010 (Denver 11/10):

- Started 10-of-11 games at right tackle, including the last eight games of the season
- Missed five games due to injury

2009 (Denver 8/8):

- Started in eight games before being placed on injured reserve (12/9) with a toe injury
- Inactive for three games

2008 (Denver 0/0):

- Started all 16 games at right tackles and played all 1,019 offensive snaps
- Named an All-Pro by Sports Illustrated (Peter King)
- Called for only two penalties the entire season
- Blocked for a Denver offense that ranked third in the NFL in yards per rush (4.8) despite placing a league-high seven running backs on injured reserve
- Helped the Broncos total the second-most yards (6,333) for a season in club history and rank second in the league in yards per game (395.8)

2007 (Denver 11/0):

- Saw action in the last 11 games, primarily on special teams
- Missed the preseason and was inactive for the first five games of the season after having back surgery

COLLEGE:

- Four-year starter at Notre Dame, where he started all 45 career games, including the last 37 at left tackle after beginning his career at right tackle
- Named Notre Dame's top offensive lineman as a senior and sophomore
- Became only the third true freshman in school history to start on the offensive line when he started the final eight games of his freshman season

PERSONAL:

- USA Today first-team All-American as a senior at Cretin-Derham Hall High School in St. Paul, Minn.
- Started for three seasons on both the offensive and defensive lines
- Did not allow a sack in his last two seasons, earning all-state and all-metro honors
- Earned two varsity letters and was an all-conference selection in wrestling
- A devout Muslim

Harris' Career Statistics

- Games/Starts: 2007: 11/0, 2008: 16/16, 2009: 8/8, 2010: 11/10, 2011: 0/0; 2012: 16/2; Career: 62/36.
- Postseason Games/Starts: 2012: 2/0; Totals: 1/0.
- Tackles: 2008: 3; Career: 3.



TYLER HORN CENTER

78

Height: 6-4 | Weight: 305 | College: Miami |
 Hometown: Memphis, Tenn. | 1st NFL Season |
 First with Texans | Age as of Kickoff Weekend 2013: 24 |
 Acquired: FA-'13 | 2013 GP/GS: 0/0 | Career GP/GS: 0/0 |
 Teams: Atlanta, 2012; Tennessee, 2012; Houston, 2013 |

TRANSACTIONS: Signed with Atlanta Falcons on April 30, 2012...released by Atlanta on Aug. 31, 2012...signed by Tennessee Titans to practice squad on Oct. 23, 2012...Signed by Houston Texans on May 15, 2013.

2012 (Tennessee 0/0):

- Spent training camp with the Atlanta Falcons before being released prior to the regular season
- Signed by the Titans (10/23) and spent the last 10 weeks of the season as a member of the practice squad

COLLEGE:

- Started his final 25 games at center for Miami and was named a second team All-ACC selection, and team captain
- Blocked for RB Lamar Miller, who rushed for 1,335 yards and nine touchdowns while averaging 5.6 yards per carry
- Anchored an offensive line that allowed the Hurricanes to average 145.7 rushing yards per game and 4.4 yards per carry in 2011

PERSONAL:

- Prepped at University (Memphis, Tenn.) High School where he helped his high school team win back-to-back state championships during his sophomore and junior seasons
- Voted Team MVP after his senior season in 2006 as an offensive tackle
- Also played varsity basketball as a junior



DAVID HUNTER

NOSE TACKLE

72

Height: 6-2 | Weight: 301 | College: Houston |
 Hometown: Houston, Texas | 2nd NFL Season |
 2nd with Texans | Age as of Kickoff Weekend 2013: 23 |
 Acquired: CFA-'12 | 2012 GP/GS (Playoffs): 0/0 (0/0) |
 Career GP/GS (Playoffs): 0/0 (0/0) | Teams: Houston, 2012-13 |

TRANSACTIONS: Signed with Houston Texans on May 14, 2012...Released by Texans on Aug. 31, 2012...
 Signed by Texans to practice squad on Sept. 1, 2012...Signed by Texans off practice squad to active roster
 on Oct. 16, 2012...Placed on injured reserve on Oct. 24, 2012.

2012 (Houston 0/0):

- Inactive vs. Baltimore (10/21) after being signed off the practice squad
- Placed on injured reserve (10/24) after he was injured in first practice as a member of 53-man roster

COLLEGE:

- Saw action in 52 career games at defensive tackle for the University of Houston
- Recorded 163 tackles in his four years including 7.0 sacks, while forcing two fumbles and four fumble recoveries
- Played in all 14 games as a senior, compiling 39 tackle and blocking one field goal
- Named Conference USA Defensive Player of the Week in Sept. 2009 after recording five tackles, one sack, two forced fumbles and one fumble recovery vs. Texas Tech
- Made his first career start vs. Air Force during his freshman campaign in 2008

PERSONAL:

- A unanimous First-Team All-District pick as a senior at Waller High School (Waller, Texas)
- Helped lead the Bulldogs to a 10-3 mark in 2007 and a 10-4 record in 2008
- Regional qualifier in track, participating in the shot put
- Member of the National Honor Society and was a Texas Scholar
- Majored in retailing and consumer science



KAREEM JACKSON CORNERBACK

25

Height: 5-10 | Weight: 208 | College: Alabama |
Hometown: Macon, Ga. | 4th NFL Season |
4th with Texans | Age as of Kickoff Weekend 2013: 25 |
Acquired: D1-'10 (20th overall) | 2012 GP/GS (Playoffs): 16/15 (2/2) |
Career GP/GS (Playoffs): 47/44 (4/4) | Teams: Houston, 2010-13 |

TRANSACTIONS: Selected by Houston Texans in the first round (20th overall) of the 2010 NFL Draft... Signed by Texans on July 30, 2010.

CAREER:

- 2010 first-round draft pick who has started 44 of 47 games in his career
- Ranks fourth in team history with seven career interceptions
- Scored the first interception return for touchdown of his career at any level when he picked off Titans QB Matt Hasselbeck and returned it 63 yards vs. Tennessee (9/30/12)

2012 (Houston 16/15, 2/2):

- Led Texans defenders with a career-high four interceptions on the season
- Made five tackles (four solo) and broke up two passes including an interception of Ryan Tannehill in the season opener vs. Miami (9/9)
- Named the Defensive Player of the Game at Jacksonville (9/16)
- Made nine solo tackles and broke up a pass at Denver (9/23)
- Scored his first career touchdown when he intercepted a Matt Hasselbeck pass and returned it 63 yards to the end zone vs. Tennessee (9/30)
- Intercepted a Mark Sanchez pass in the fourth quarter to seal the victory at the New York Jets (10/8), and added three tackles (two solo)
- Intercepted a Jay Cutler pass in the second quarter and added four tackles (four solo) and two passes defended at Chicago (11/11)
- Made five tackles and broke up a pass vs. Jacksonville (11/18)
- Collected six tackles and a pass defended at Detroit (11/22)
- Registered six tackles (four solo) and two passes defended at Tennessee (12/2)
- Recorded three tackles at New England (12/10)
- Had six tackles (five solo) and a pass defended vs. Indianapolis (12/16)
- Collected four tackles (three solo) and two passes defended vs. Minnesota (12/23)
- Tallied eight tackles (six solo) and a pass defended at Indianapolis (12/30)
- Made two tackles and two passes defended in AFC Wild Card Playoff vs. Cincinnati (1/5/13)
- Made four tackles in the AFC Divisional playoff at New England (1/13/13).

2011 (Houston 15/13, 2/2):

- Finished with 40 tackles (35 solo), six passes defended, an interception and a forced fumble
- Forced a fumble and made four tackles (three solo) at Miami (9/18)
- Tied for the team lead with eight tackles (seven solo) at New Orleans (9/25)
- Had five solo tackles and broke up two passes vs. Cleveland (11/6)
- Registered his first interception of the season vs. Atlanta (12/4)
- Had five solo tackles vs. Tennessee (1/1/12)
- Started in his postseason debut and made four tackles, including three solos in AFC Wild Card Playoff vs. Cincinnati (1/7/12)
- Recorded four solo tackles and one pass defended in AFC Divisional Playoff at Baltimore (1/15/12)

2010 (Houston 16/16):

- Started at cornerback all 16 games, where he made 71 tackles (57 solo) and had two interceptions
- Made five solo tackles and intercepted the first pass of his NFL career and returned it 23 yards vs. the New York Giants (10/10)
- Recorded six tackles (five solo) and intercepted a pass from QB Philip Rivers vs. San Diego (11/7)
- Forced a fumble at Denver (12/26)

COLLEGE:

- Played in 41 career games at Alabama and started 40 contests, registering 159 tackles (106 solo) with eight tackles for loss (24 yards)
- Deflected 29 passes (fourth on Alabama's all-time list) and recorded five interceptions (164 yards, 32.8 avg.) while registering one forced fumble and one fumble recovery
- Blocked two kicks and returned one punt for eight yards

PERSONAL:

- Attended Westside High School in Macon, Ga. and compiled 1,436 rushing yards with 20 touchdowns and nine receptions for 256 yards with two touchdowns as a senior
- Concluded a three-year varsity career with over 3,447 rushing yards and 46 touchdowns

Jackson's 2012 Season Statistics

Date, Opp	G	GS	Tackles					Interceptions				Fumbles			
			Tot	Solo	Asst	Sk	Yds	No	Yds	Lg	TD	PD	FF	FR	Yds
9/9 vs. MIA	1	1	5	5	0	0.0	0.0	1	3	3	0	2	0	0	0
9/16 @ JAX	1	0	0	0	0	0.0	0.0	0	0	0	0	0	0	0	0
9/23 @ DEN	1	1	9	9	0	0.0	0.0	0	0	0	0	1	0	0	0
9/30 vs. TEN	1	1	4	3	1	0.0	0.0	1	63	63	1	2	0	0	0
10/8 @ NYJ	1	1	3	2	1	0.0	0.0	1	4	4	0	1	0	0	0
10/14 vs. GB	1	1	2	2	0	0.0	0.0	0	0	0	0	0	0	0	0
10/21 vs. BAL	1	1	3	2	1	0.0	0.0	0	0	0	0	0	0	0	0
11/4 vs. BUF	1	1	2	2	0	0.0	0.0	0	0	0	0	0	0	0	0
11/11 @ CHI	1	1	4	4	0	0.0	0.0	1	1	1	0	2	0	0	0
11/18 vs. JAX	1	1	5	5	0	0.0	0.0	0	0	0	0	1	0	0	0
11/22 @ DET	1	1	6	6	0	0.0	0.0	0	0	0	0	1	0	0	0
12/2 @ TEN	1	1	6	4	2	0.0	0.0	0	0	0	0	2	0	0	0
12/10 @ NE	1	1	3	3	0	0.0	0.0	0	0	0	0	0	0	0	0
12/16 vs. IND	1	1	6	5	1	0.0	0.0	0	0	0	0	1	0	0	0
12/23 vs. MIN	1	1	4	3	1	0.0	0.0	0	0	0	0	2	0	0	0
12/30 @ IND	1	1	8	6	2	0.0	0.0	0	0	0	0	1	0	0	0
2012 Totals	16	15	70	61	9	0.0	0.0	4	71	63	1	16	0	0	0

Jackson's Career Statistics

Year Team	G	GS	Tackles					Interceptions				Fumbles			
			Tot	Solo	Asst	Sk	Yds	No	Yds	Lg	TD	PD	FF	FR	Yds
2010 Hou	16	16	71	57	13	0.0	0.0	2	23	23	0	10	0	0	0
2011 Hou	15	13	40	35	5	0.0	0.0	1	0	0	0	6	1	0	0
2012 Hou	16	15	70	61	9	0.0	0.0	4	71	63	1	16	0	0	0
NFL Totals	47	44	181	153	27	0.0	0.0	7	94	63	1	32	1	0	0

Jackson's 2012 Season Highs

Tackles 9 at Denver, 9/23/12
Interceptions 1 four times, most recent: at Chicago (J. Cutler), 11/11/12
Passes Defended 2 five times, most recent: vs. Minnesota, 12/23/12

Jackson's Career Highs

Tackles 9 at Denver, 9/23/12
Interceptions 1 six times, most recent: at Chicago (J. Cutler) 11/11/12
Passes Defended 2 five times, most recent: vs. Minnesota, 12/23/12

Jackson's 2012 Playoff Statistics

Date, Opp	GP	GS	Tackles					Interceptions			
			Tot	Solo	Asst	Sk	Yds	No	Yds	Lg	TD
1/5/13 vs. CIN (WC)	1	1	2	2	0	0.0	0.0	0	0	0	0
1/13/13 at NE (Div)	1	1	4	2	2	0.0	0.0	0	0	0	0
2012 Totals	2	2	6	4	2	0.0	0.0	0	0	0	0

Jackson's Career Playoff Statistics

Date, Opp	GP	GS	Tackles					Interceptions			
			Tot	Solo	Asst	Sk	Yds	No	Yds	Lg	TD
1/7/12 vs. CIN (WC)	1	1	4	3	1	0.0	0.0	0	0	0	0
1/15/12 at BAL (Div)	1	1	4	4	0	0.0	0.0	0	0	0	0
1/5/13 vs. CIN (WC)	1	1	2	2	0	0.0	0.0	0	0	0	0
1/13/13 at NE (Div)	1	1	4	2	2	0.0	0.0	0	0	0	0
Career Totals	4	4	14	11	3	0.0	0.0	0	0	0	0



TIM JAMISON DEFENSIVE END

96

Height: 6-3 | Weight: 293 | College: Michigan |
Hometown: Riverdale, Ill. | 5th NFL Season |
5th with Texans | Age as of Kickoff Weekend 2013: 27 |
Acquired: CFA-'09 | 2012 GP/GS (Playoffs): 6/0 (0/0) |
Career GP/GS (Playoffs): 38/1 (2/0) | Teams: Houston, 2009-13 |

TRANSACTIONS: Signed by Houston Texans as non-drafted free agent on May 1, 2009...Released by Texans on Sept. 5, 2009...Re-signed by Texans to practice squad on Sept. 6, 2009...Signed by Texans off of practice squad on Oct. 6, 2009...Waived by Texans on Oct. 20, 2009...Re-signed by Texans to practice squad on Oct. 22, 2009...Released by Texans on Sept. 14, 2010...Re-signed by Texans to practice squad on Oct. 26, 2010...Signed by Texans off of practice squad on Nov. 2, 2010...Re-signed by Texans on Sept. 9, 2012...Placed on injured reserve on Oct. 16, 2012.

2012 (Houston 6/0):

- Sacked Ryan Tannehill for a 12-yard loss in the season opener vs. Miami (9/9)
- Made three tackles (one solo) at Denver (9/23)
- Assisted on two tackles vs. Tennessee (9/30) and at the New York Jets (10/8)

2011 (Houston 16/0, 2/0):

- Played in all 16 games and made 19 tackles (14 solo) with two sacks, a forced fumble and a fumble recovery
- Knocked down a Drew Brees pass in the fourth quarter at New Orleans (9/25)
- Made two solo tackles vs. Pittsburgh (10/2)
- Sacked Joe Flacco twice for a combined 16 yards lost, the first multiple-sack game of his career, one of which forced a fumble that he also recovered at Baltimore (10/16)
- Made two solo tackles vs. Tampa Bay (11/13)
- Had three solo tackles including one for a loss at Jacksonville (11/27)
- Made three tackles (two solo) vs. Carolina (12/18)
- Had a career-high four tackles (two solo) at Indianapolis (12/22)
- Made his postseason debut and registered two tackles, including one solo, and a pass defended in AFC Wild Card Playoff vs. Cincinnati (1/7/12)

2010 (Houston 10/1):

- Saw action in 10 games at defensive end, including the first start of his career, and made 17 tackles (13 solo) with one sack
- Had three solo tackles at Philadelphia (12/2)
- Made three tackles (two solo) including one for a loss vs. Baltimore (12/13)
- Made the first start of his NFL career at defensive end in place of an injured Mario Williams and made one solo tackle (12/19)
- Had three solo tackles including the first sack of his NFL career at Denver (12/26)

2009 (Houston 6/0):

- Spent the first four weeks of the season on the practice squad before being signed to the active roster in Week 5 (10/6)
- Played in his first professional game at Arizona (10/11), participating on special teams
- Saw action at defensive end at Cincinnati (10/18)
- Signed to the active roster again in Week 8 (10/30)
- Played on special teams and at defensive end vs. Indianapolis (11/29)
- Made the first solo tackles of his NFL career vs. Seattle (12/13)

COLLEGE:

- Four-year letterman at Michigan where he played in 50 career games and made 25 starts at defensive end
- Earned 2008 All-Big Ten honorable mention accolades from the media and was elected 2008 team captain
- Amassed 129 stops, 29.5 tackles for loss, 20 sacks (seventh all-time at Michigan), four forced fumbles, one interception and five pass breakups during his career
- Posted five or more sacks in three straight seasons (2006-08) and recorded 50 tackles, 10.5 tackles for loss, 5.5 sacks and two pass breakups as a senior in 2008
- Earned honorable mention All-Big Ten honors when he notched 52 tackles, 10 tackles for loss, 5.5 sacks, an interception, three passes defended and two forced fumbles in 2007
- Contributed 13 tackles and five sacks in 2006
- Earned freshman All-Big Ten honors from The Sporting News in 2005 when he made 10 tackles, four tackles for loss and three sacks
- General studies major

PERSONAL:

- Made 217 tackles with 89 solos, 45 sacks, 71 tackles for losses and 14 forced fumbles in his career at Thornton High School in Riverdale, Ill.
- Selected to play in the 2004 U.S. Army All-American Game
- Two-year letterman on the varsity basketball and baseball teams
- Recorded 17.0 sacks in his senior season and finished his career with 36.5 sacks in three seasons, while serving as team captain as a senior
- Full name is Tim Jamison II

Jamison's 2012 Season Statistics

Date, Opp	G	GS	Tackles				Sk	Yds	Interceptions				PD	Fumbles			
			Tot	Solo	Asst				No	Yds	Lg	TD		FF	FR	Yds	TD
9/9 vs. MIA	1	0	3	1	2	1.0	12.0	0	0	0	0	0	1	0	0	0	0
9/16 @ JAX	1	0	1	0	1	0.0	0.0	0	0	0	0	0	0	0	0	0	0
9/23 @ DEN	1	0	3	1	2	0.0	0.0	0	0	0	0	0	0	0	0	0	0
9/30 vs. TEN	1	0	2	0	2	0.0	0.0	0	0	0	0	0	0	0	0	0	0
10/8 @ NYJ	1	0	2	0	2	0.0	0.0	0	0	0	0	0	0	0	0	0	0
10/14 vs. GB	1	0	0	0	0	0.0	0.0	0	0	0	0	0	0	0	0	0	0
10/21 vs. BAL																	
11/4 vs. BUF																	
11/11 @ CHI																	
11/18 vs. JAX																	
11/22 @ DET																	
12/2 @ TEN																	
12/10 @ NE																	
12/16 vs. IND																	
12/23 vs. MIN																	
12/30 @ IND																	
2012 Totals	6	0	11	2	9	1.0	12.0	0	0	0	0	0	1	0	0	0	0

Jamison's Career Statistics

Year	Team	G	GS	Tackles				Sk	Yds	Interceptions				PD	Fumbles			
				Tot	Solo	Asst				No	Yds	Lg	TD		FF	FR	Yds	TD
2009	Hou	6	0	2	1	1	0.0	0.0	0	0	0	0	0	0	0	0	0	0
2010	Hou	10	1	15	12	3	1.0	3.0	0	0	0	0	0	0	0	0	0	0
2011	Hou	16	0	19	14	5	2.0	16.0	0	0	0	0	2	1	1	1	0	0
2012	Hou	6	0	11	2	9	1.0	12.0	0	0	0	0	1	0	0	0	0	0
NFL Totals		38	1	47	29	18	4.0	31.0	0	0	0	0	3	1	1	1	0	0

Jamison's 2012 Season Highs

Tackles 3 twice, most recent: at Denver, 9/23/12
Sacks 1 vs. Miami (R. Tannehill), 9/9/12

Jamison's Career Highs

Tackles 4 at Indianapolis (12/22)
Sacks 2 at Baltimore (J. Flacco), 10/16/11
Passes Defensed 1 at New Orleans, 9/25/11
Forced Fumbles 1 at Baltimore, 10/16/11
Fumble Recoveries 1 at Baltimore, 10/16/11



LESTAR JEAN

WIDE RECEIVER

18

Height: 6-3 | Weight: 212 | College: Florida Atlantic |
 Hometown: Miami, Fla. | 3rd NFL Season |
 3rd with Texans | Age as of Kickoff Weekend 2013: 25 |
 Acquired: CFA-'11 | 2012 GP/GS (Playoffs): 14/1 (1/0) |
 Career GP/GS (Playoffs): 14/1 (1/0) | Teams: Houston, 2011-13 |

TRANSACTIONS: Signed with Houston Texans on July 28, 2011...Placed on injured reserve with a shoulder injury on Aug. 30, 2011.

2012 (Houston 14/1):

- Made his Texans and NFL debut, catching one pass for 9 yards in the season opener vs. Miami (9/9)
- Caught a 46-yard pass to set up a touchdown at Denver (9/23)
- Inactive vs. Tennessee (9/30) and at the New York Jets (10/8)
- Made his first career start vs. Jacksonville (11/18) and caught one pass for 11 yards
- Caught his first career touchdown pass, a 54-yard reception in the first quarter at Tennessee (12/2)
- Had 31 receiving yards on a career-high two receptions at New England (12/10)
- Made his postseason debut and had one catch for no gain in the AFC Divisional Playoff at New England (1/13/13)

2011 (Houston 0/0):

- Was placed on injured reserve after suffering a shoulder injury during the preseason (8/30)

COLLEGE:

- All-Sun Belt Second Team in 2010
- Led FAU in receptions and yards, he was fourth in the SBC in receptions per game (5.3) and led the league in yards per game (82.3)
- Tied for 41st nationally in receptions per game and No. 25 in yards per game
- Garnered the team Most Improved at the season ending banquet in 2009
- Walked on to the team as a freshman

PERSONAL:

- As a senior, played for Nigel Dunn at Miami Norland Senior High School, where he recorded 26 catches for 501 yards and seven touchdowns
- Earned All-County honors and played in the Dade County North versus South All-Star Game
- Prior to his senior season, he played at North Carolina Tech under head coach Cornelius Corprew

Jean's 2012 Season Statistics

Date, Opp	GP	GS	Rush	Yds	Avg	Lg	TD	Rec	Yds	Avg	Lg	TD
9/9 vs. MIA	1	0	0	0	--	--	0	1	9	9.0	9	0
9/16 @ JAX	1	0	0	0	--	--	0	0	0	--	--	0
9/23 @ DEN	1	0	0	0	--	--	0	1	46	46.0	46	0
9/30 vs. TEN												
10/8 @ NYJ												
10/14 vs. GB	1	0	0	0	--	--	0	0	0	--	--	0
10/21 vs. BAL	1	0	0	0	--	--	0	0	0	--	--	0
11/4 vs. BUF	1	0	0	0	--	--	0	0	0	--	--	0
11/11 @ CHI	1	0	0	0	--	--	0	0	0	--	--	0
11/18 vs. JAX	1	1	0	0	--	--	0	1	11	11.0	11	0
11/22 @ DET	1	0	0	0	--	--	0	0	0	--	--	0
12/2 @ TEN	1	0	0	0	--	--	0	1	54	54.0	54t	1
12/10 @ NE	1	0	0	0	--	--	0	2	31	15.5	24	0
12/16 vs. IND	1	0	0	0	--	--	0	0	0	--	--	0
12/23 vs. MIN	1	0	0	0	--	--	0	0	0	--	--	0
12/30 @ IND	1	0	0	0	--	--	0	0	0	--	--	0
2012 Totals	14	1	0	0	--	--	0	6	151	25.2	54t	1

Jean's Career Statistics

Year	Team	G	GS	Rush	Yds	Avg	Lg	TD	Rec	Yds	Avg	Lg	TD
2011	Hou												
2012	Hou	14	1	0	0	--	--	0	6	151	25.2	54t	1
NFL totals		14	1	0	0	--	--	0	6	151	25.2	54t	1

Jean's 2012 Season Highs

Receptions 2 at New England (31 yards), 12/10/12
 Receiving Yards 54 at Tennessee (1 reception), 12/2/12
 Touchdowns 1 at Tennessee, 12/2/12

Jean's 2012 Playoff Statistics

Date, Opp	GP	GS	Rush	Yds	Avg	Lg	TD	Rec	Yds	Avg	Lg	TD
1/5/13 vs. CIN (WC)												
1/13/13 at NE (Div)	1	0	0	0	--	--	0	0	0	--	--	0
2012 Totals	1	0	0	0	--	--	0	0	0	--	--	0



ANDRE JOHNSON

WIDE RECEIVER

Height: 6-3 | Weight: 229 | College: Miami (Fla.) |
 Hometown: Miami, Fla. | 11th NFL Season |
 11th with Texans | Age as of Kickoff Weekend 2013: 32 |
 Acquired: D1-'03 (3rd overall) | 2012 GP/GS (Playoffs): 16/16 (2/2) |
 Career GP/GS (Playoffs): 138/138 (4/4) | Teams: Houston, 2003-13 |

80

TRANSACTIONS: Selected after his junior season by Houston Texans in the first round (3rd overall) in the 2003 NFL Draft...Signed by Texans on July 22, 2003...Re-signed by Texans on March 3, 2007...Re-signed by Texans on Aug. 5, 2010.

HONORS:

- Associated Press All-Pro First Team (2008, 2009)
- Associated Press All-Pro Second Team (2012)
- Six-time Pro Bowl selection (2005, 2007, 2009, 2010, 2011, 2013)
- NFL Alumni Wide Receiver of the Year (2006, 2008, 2009)
- Pro Football Weekly First-Team All-Pro (2008, 2009)
- Sporting News All-Pro (2010)
- Sports Illustrated.com All-Pro (2008)
- Touchdown Club Player of the Year (2004, 2006)
- Houston Texans Team MVP (2006, 2008, 2009)
- ESPN.com All-Pro (2008)
- AFC Offensive Player of the Week (Week 2, 2010; Week 4, 2006)
- AFC Offensive Player of the Month (October, 2008; November 2012)
- NFL Rookie of the Week (Week 4, 2003; Week 10, 2003)

CAREER:

- The Texans' all-time leading receiver with 818 receptions for 11,254 yards and 56 touchdowns in ten seasons
- Ranks 22nd all-time in receptions and 27th in receiving yards
- Led the NFL in receptions in 2006 with 103 and again in 2008 with a career-high 115
- Led the NFL in receiving yards in 2008 with 1,575 and again in 2009 with 1,569
- Has averaged 81.6 receiving yards per game and 5.93 receptions per game in his career, both the highest in NFL history
- One of three players in modern NFL history to lead the League in receiving in back-to-back years
- One of three receivers to surpass 1,500 yards in consecutive years
- Gained 461 yards in two games (vs. JAX, 11/17/12 and at DET, 11/22/12), the highest two-game total in NFL history by a player in consecutive games
- Became the second-fastest player to reach 800 catches in NFL history, doing so in his 137th career game, trailing only Marvin Harrison who reached the mark in 131 games
- Was also the second-fastest player to reach 700 receptions (120 game) and was third-fastest to 600 receptions (104) and 500 receptions (88)
- Became one of only five active NFL players and the third-fastest player in NFL history to surpass 11,000-plus receiving yards
- Was the sixth-fastest player to reach 10,000 receiving yards (128 games) and 9,000 yards (114), was eighth-fastest to 8,000 yards (104), and was tied for seventh-fastest to 7,000 yards (93)
- Has 44 career 100-yard games and the Texans are 24-20 when he eclipses the 100-yard barrier
- Has more starts than anyone else in franchise history (138)
- Holds the NFL record with 17 career games with 10 or more receptions and 100 or more yards

2012 (Houston 16/16, 2/2):

- Set a career high in receiving yardage, finishing 2nd in NFL with 1,598 yards while his 112 receptions were the second-most of his career
- Joined Jerry Rice (4) and Marvin Harrison (3) as the only players in NFL history to surpass 1,500 yards three or more times in a career
- Named an offensive team captain for 2012
- Earned 2nd Team All-Pro honors and was named to his 6th Pro Bowl trip
- Had eight receptions for 119 yards and a touchdown in the season opener vs. Miami (9/9)
- Had a 60-yard reception for a first quarter touchdown and a crucial fourth-quarter third-down catch to clinch the victory at Denver (12/23)
- Caught three passes for 56 yards vs. Tennessee (9/30)
- Surpassed 10,000 career receiving yards on his seventh catch of the game vs. Green Bay (10/14)
- Led the team with nine receptions for 86 yards vs. Baltimore (10/21)
- Caught eight passes for 118 yards vs. Buffalo (11/4), surpassing 100 receiving yards for the 40th time in his career
- Set career-highs and franchise records, catching 14 passes for 273 yards including the game-winning 48-yard touchdown score in overtime vs. Jacksonville (11/18)
- Surpassed 1,000 yards receiving for the sixth time in his career, catching nine passes for 188 yards at Detroit (11/22)
- Named AFC Offensive Player of the Month for the month of November
- Caught eight passes for 95 yards at New England (12/10)
- Led Texans receivers with 11 receptions for 151 yards and a touchdown vs. Indianapolis (12/16)
- Had a team-high 97 yards receiving on seven receptions vs. Minnesota (12/23)
- Led Texans receivers with 12 receptions for 141 yards at Indianapolis (12/30)
- Caught four passes for 62 yards in the AFC Wild Card Playoff vs. Cincinnati (1/5/13)
- Had nine receptions for 95 yards in AFC Divisional Playoff at New England (1/13/13)

2011 (Houston 7/7):

- Named a team captain for 2011 and finished with 33 receptions for 492 yards and two touchdowns
- Inactive for nine games due to hamstring injuries
- Led all Texans receivers with seven receptions for 95 yards and a touchdown vs. Indianapolis (9/11)
- Caught seven passes for 93 yards including a 23-yard fourth quarter touchdown to put the game out of reach at Miami (9/18)
- Posted seven receptions for 128 yards at New Orleans (9/25)
- Caught four passes for 36 yards before leaving with a hamstring injury vs. Pittsburgh (10/2)
- Returned to the lineup and caught two passes for 22 yards, including the 700th of his career on an 8-yard reception in the third quarter at Jacksonville (11/27)
- Led all Texans receivers with four receptions for 97 yards before leaving the game due to a hamstring injury vs. Atlanta (12/4)
- Returned to action in the season finale, catching two passes for 21 yards vs. Tennessee (1/1/12)
- Made his postseason debut after having more career receptions (706) and receiving yards (9,656) than any player in NFL history to have not played in the playoffs
- Caught five passes for a game-high 90 yards and a 40-yard touchdown in AFC Wild Card Playoff vs. Cincinnati (1/7/12)
- Recorded eight receptions for 111 yards in AFC Divisional Playoff at Baltimore (1/15/12)
- Finished the postseason with 13 receptions for 201 yards and a touchdown

2010 (Houston 13/13):

- Recorded his 3rd consecutive 1,000-yard season, finishing with 1,216 yards on 86 receptions and eight touchdowns
- Earned his 5th Pro Bowl selection, but did not play due to injury
- Led the team in receiving with 12 receptions for 158 yards and a crucial fourth-quarter touchdown at Washington (9/19)
- Led the offense with five receptions for 95 yards including a long of 48-yard vs. the New York Giants (10/10)
- Caught eight passes for 138 yards and the game-winning touchdown vs. Kansas City (10/17)
- Caught seven passes for 106 yards and a touchdown at Indianapolis (11/1)
- Led Texans receivers with nine receptions for 146 yards and a touchdown at Jacksonville (11/14)
- Became the first player in NFL history to catch 60 passes in each of his first eight seasons when he caught nine passes for 56 yards and a touchdown vs. Tennessee (11/28)
- Led Texans receivers with six receptions for 149 yards at Philadelphia (12/2)
- Caught nine passes for his second straight 140-yard game and scored two touchdowns vs. Baltimore (12/13)
- Caught the 50th touchdown of his career as one of his six receptions resulting in a total of 58 yards at Tennessee (12/19)

2009 (Houston 16/16):

- Earned 1st Team All-Pro honors for the second consecutive year and named to the Pro Bowl for the fourth time
- Started all 16 games for the second consecutive season and led the NFL with 1,569 receiving yards on 101 receptions while also scoring a career-high nine touchdowns
- Registered his third career 100-catch season and his fourth 1,000-yard season
- Caught three passes for 71 yards and a touchdown for the AFC in the Pro Bowl
- Tied a career high with two touchdown receptions and caught 10 passes for 149 yards at Tennessee (9/20) including the 500th reception of his career, making him the second-fastest player to reach 500 receptions
- Had eight receptions for 101 yards and two touchdowns at Arizona (10/11)
- Had his second consecutive 100-yard game at Cincinnati (10/18) with 135 yards on eight receptions
- Made four catches for a team-leading 78 yards and a touchdown vs. Tennessee (11/23)
- Caught seven passes for 99 yards and his sixth touchdown of the season at Jacksonville (12/6)
- Caught 11 passes for 193 yards and two touchdowns vs. Seattle (12/13), including a 64-yard touchdown reception on the game's very first play
- Caught nine passes for 196 yards at St. Louis (12/20) becoming only the second player in NFL history to have back-to-back 190-yard games
- Became only the second player in NFL history to have back-to-back seasons with 1,500 yards receiving when he caught five passes for 71 yards and a career high ninth touchdown of the season at Miami (12/27)

2008 (Houston 16/16):

- Earned 1st Team All-Pro recognition and was named to his third Pro Bowl
- Led the league in both receptions (115) and yards (1,575)
- His 115 receptions were the third-most in the NFL since 2000
- Caught 10-or-more passes in seven games, the most by a receiver in a single season in NFL history and recorded eight 100-yard games
- Topped 100 receiving yards in four consecutive games in the month of October while catching 10 or more passes in four straight games for the first time in his career
- His 41 catches in October were the second-most by an NFL receiver in that month since the AFL-NFL merger in 1970
- Caught 10 passes for 112 yards at Pittsburgh (9/7), marking his third straight season opener with 100 yards
- Caught 10 passes for 178 yards and one touchdown vs. Miami (10/12), including the 400th reception of his career on a 4-yard gain in the second quarter
- Posted his third consecutive 100-yard game and fourth of the season vs. Detroit (10/19) with 141 yards on 11 catches
- Recorded his fourth consecutive 100-yard game and fifth of the season vs. Cincinnati (10/26) with 11 receptions for 143 yards
- Caught 10 passes for 116 yards at Cleveland (11/23)
- Surpassed Domanick Williams for the franchise record for career touchdowns with his 29th while making seven receptions for 75 yards vs. Jacksonville (12/1)



JOHNSON, ANDRE

- Topped 6,000 career receiving yards with an 11-yard touchdown catch in the fourth quarter at Green Bay (12/7)
- Finished with 11 receptions for a then franchise-record 207 receiving yards vs. Tennessee (12/14)
- Caught 10 passes for 148 yards and two touchdowns vs. Chicago (12/28)

2007 (Houston 9/9):

- Missed seven games with a knee injury and amassed 60 receptions for 851 yards and eight touchdowns for the season
- Had a career-long 77-yard touchdown catch in the opener vs. Kansas City (9/9)
- Registered seven receptions for 120 yards and two touchdowns at Carolina (9/16)
- Inactive the next seven games with a knee injury
- Returned to action and recorded six receptions for 120 yards, including a 73-yard touchdown catch vs. New Orleans (11/18)
- Recorded his fourth 100-yard game of the season with nine receptions for 116 yards and a 28-yard touchdown catch at Tennessee (12/2)
- Caught his seventh touchdown of the season, along with six receptions for 86 yards vs. Denver (12/13)
- Had seven catches for 74 yards and his eighth touchdown of the season at Indianapolis (12/23)

2006 (Houston 16/16):

- Started all 16 games and led the League with 103 receptions and gained 1,147 yards
- Tied for the team lead with five touchdown catches
- His 65 catches in the first eight games of the season ranked as the third-most in NFL history
- Caught six passes for 101 yards vs. Philadelphia (9/10)
- Had season-highs of 11 receptions for 152 yards and his 53-yard reception in the first quarter set up Houston's first score vs. Washington (9/24)
- Earned AFC Player of the Week honors with a nine-catch, 101-yard performance vs. Miami (10/1)
- Made a 17-yard reception inside the last two minutes to set up Kris Brown's 48-yard field goal as time expired to give Houston the 27-24 win vs. Indianapolis (12/24)

2005 (Houston 13/13):

- Started 13 games, missing three with a calf injury that plagued him all season
- Made 63 catches for 688 yards and two touchdowns
- Was inactive due to injury at Seattle (10/16), vs. Indianapolis (10/23) and vs. Cleveland (10/30)
- Had nine catches for 91 yards to lead the Texans in his first game back from a calf injury at Jacksonville (11/6)
- Matched a single-game-high 12 receptions for a season-high 159 yards and one score vs. St. Louis (11/27)
- Caught seven passes for 119 yards, including a season-long 53-yard touchdown catch vs. Jacksonville (12/24)

2004 (Houston 16/16):

- Started all 16 games, leading club in receptions (79), receiving yards (1,142), touchdown receptions (six) and had four 100-yard receiving games, breaking his own record (three, 2003)
- Selected to his first Pro Bowl
- Second-youngest member of AFC Pro Bowl squad (LB Terrell Suggs, Ravens) and youngest AFC offensive selection
- Paced team with six catches for 115 yards and a score, helping Texans win consecutive games for the first time vs. Oakland (10/3)
- Set team and personal marks with 12 catches for 170 yards and also made two touchdown receptions vs. Minnesota (10/10)
- Hauled in six passes for 107 yards including a 49-yarder vs. Green Bay (11/21)
- Posted seven receptions for 125 yards at the New York Jets (12/5), becoming the first Texans receiver to eclipse the 1,000-yard receiving mark in a season
- Had four catches for 46 yards and one touchdown in win at Jacksonville (12/26)

2003 (Houston 16/16):

- Started all 16 games, recording at least one catch in each contest
- Led the Texans with 66 catches for 976 yards (14.8 avg.) and four touchdowns
- Named NFL Rookie of the Week twice after his performances in Week 4 and Week 11
- Made NFL debut in season-opening win at Miami (9/7), snagging a team-high six receptions for 76 yards
- Caught a game-high seven passes for 102 yards and scored first two career touchdowns, tying the club's single-game record vs. Kansas City (9/21)
- Made four receptions for a season-best 122 yards (30.5 avg.) in win at Buffalo (11/16)
- Posted his third 100-yard receiving game of the season when he caught five balls for a game-high 108 yards vs. Tennessee (12/21)

COLLEGE:

- Amassed 92 receptions for 1,831 yards (19.9 avg.) and 20 touchdowns in three seasons at Miami (Fla.) ranking fifth on the school's all-time receiving yards list
- Added 11 receptions for 253 yards and two touchdowns in two bowl games
- Only Michael Irvin (26) and Lamar Thomas (23) had more career touchdown grabs at Miami
- Earned first-team All-Big East honors and third-team AP All-America honors as a sophomore
- Became just the second Hurricane player to crack the single-season 1,000-yard receiving barrier (Eddie Brown, 1,114 yards, 1984) during his junior season
- Helped Miami win first national title in 10 years as a sophomore, catching 37 passes for 682 yards (18.4 avg.) and career-best 10 touchdowns
- 2002 Rose Bowl Co-Player of the Game when he caught seven passes for 199 yards and two touchdowns

- Also an elite collegiate sprinter, winning 2002 Big East Conference titles in the indoor 60 meter and outdoor 100 meter

PERSONAL:

- Parade All-America selection as a senior at Miami (Fla.) Senior High School where he caught 31 passes for 908 yards and 15 touchdowns his senior season for the Stingarees
- Also lettered in track and basketball
- Served as Grand Marshal of the 2012 Houston Livestock and Rodeo Show Downtown Parade

Johnson's 2012 Season Statistics

Date, Opp	GP	GS	Rush	Yds	Avg	Lg	TD	Rec	Yds	Avg	Lg	TD
9/9 vs. MIA	1	1	0	0	--	--	0	8	119	14.9	29	1
9/16 @ JAX	1	1	0	0	--	--	0	3	21	7.0	11	0
9/23 @ DEN	1	1	0	0	--	--	0	2	72	36.0	60	1
9/30 vs. TEN	1	1	0	0	--	--	0	3	56	18.7	33	0
10/8 @ NYJ	1	1	0	0	--	--	0	1	15	15.0	15	0
10/14 vs. GB	1	1	0	0	--	--	0	8	75	9.4	15	0
10/21 vs. BAL	1	1	0	0	--	--	0	9	86	9.6	14	0
11/4 vs. BUF	1	1	0	0	--	--	0	8	118	14.8	34	0
11/11 @ CHI	1	1	0	0	--	--	0	4	35	8.8	11	0
11/18 vs. JAX	1	1	0	0	--	--	0	14	273	19.5	48	1
11/22 @ DET	1	1	0	0	--	--	0	9	188	20.9	43	0
12/2 @ TEN	1	1	0	0	--	--	0	5	56	11.2	21	0
12/10 @ NE	1	1	0	0	--	--	0	8	95	11.9	25	0
12/16 vs. IND	1	1	0	0	--	--	0	11	151	13.7	52	1
12/23 vs. MIN	1	1	0	0	--	--	0	7	97	13.9	19	0
12/30 @ IND	1	1	0	0	--	--	0	12	141	11.8	39	0
2012 Totals	16	16	0	0	--	--	0	112	1,598	14.3	60	4

Johnson's Career Statistics

Year	Team	G	GS	Rush	Yds	Avg	Lg	TD	Rec	Yds	Avg	Lg	TD
2003	Hou	16	16	5	-10	-2.0	11	0	66	976	14.8	46	4
2004	Hou	16	16	4	12	3.0	14	0	79	1,142	14.5	54	6
2005	Hou	13	13	6	10	1.7	5	0	63	688	10.9	53	2
2006	Hou	16	16	3	14	4.7	18	0	103	1,147	11.1	53	5
2007	Hou	9	9	0	0	--	--	0	60	851	14.2	77	8
2008	Hou	16	16	0	0	--	--	0	115	1,575	13.7	65	8
2009	Hou	16	16	2	10	5.0	7	0	101	1,569	15.5	72	9
2010	Hou	13	13	2	10	5.0	7	0	86	1,216	14.1	60	8
2011	Hou	7	7	1	8	8.0	8	0	33	492	14.9	50	2
2012	Hou	16	16	0	0	--	--	0	112	1,598	14.3	60	4
NFL Totals		138	138	23	54	3.6	18	0	818	11,254	13.8	77	56

Johnson's 2012 Season Highs

Receptions	14	vs. Jacksonville (273 yards), 11/18/12
Receiving Yards	273	vs. Jacksonville (14 receptions), 11/18/12
Receiving Touchdowns	1	four times, most recent: vs. Indianapolis, 12/16/12
Receiving Long	60t	at Denver, 9/23/12

Johnson's Career Highs

Receptions	14	vs. Jacksonville (273 yards), 11/18/12
Receiving Yards	273	vs. Jacksonville (14 receptions), 11/18/12
Receiving Touchdowns	2	eight times, most recent: vs. Baltimore, 12/13/10
Receiving Long	77t	vs. Kansas City, 9/9/07
Rushing Long	18	vs. Buffalo, 11/19/06

Additional Statistics

Tackles: 24 total; 2003 – 4, 2004 – 2, 2005 – 1, 2006 – 6, 2007 – 3, 2008 – 3, 2009 – 3, 2011 – 1, 2012 – 1.
 Special Teams Tackles: 2 total; 2003 – 1, 2004 – 1.
 Fumble Recoveries: 1 total: 2004 – 1.
 Fumbles/Lost: 5/4 total; 2004 – 1/1, 2005 – 1/1, 2006 – 1/0, 2007 – 1/1, 2008 – 1/1.

Johnson's 2012 Playoff Statistics

Date, Opp	GP	GS	Rush	Yds	Avg	Lg	TD	Rec	Yds	Avg	Lg	TD
1/5/13 vs. CIN (WC)	1	1	0	0	--	--	0	4	62	15.5	22	0
1/13/13 at NE (Div)	1	1	0	0	--	--	0	8	95	11.9	22	0
2012 Totals	2	2	0	0	--	--	0	12	157	13.1	22	0

Johnson's Career Playoff Statistics

Date, Opp	GP	GS	Rush	Yds	Avg	Lg	TD	Rec	Yds	Avg	Lg	TD
1/7/12 vs. CIN (WC)	1	1	0	0	--	--	0	5	90	18.0	40t	1
1/15/12 at BAL (Div)	1	1	0	0	--	--	0	8	111	13.9	19	0
1/5/13 vs. CIN (WC)	1	1	0	0	--	--	0	4	62	15.5	22	0
1/13/13 at NE (Div)	1	1	0	0	--	--	0	8	95	11.9	22	0
Career Totals	4	4	0	0	--	--	0	25	358	14.3	40t	1



DELANO JOHNSON DEFENSIVE END

64

Height: 6-4 | Weight: 290 | College: Bowie State |
 Hometown: Baltimore, Md. | 1st NFL Season |
 1st with Texans | Age as of Kickoff Weekend 2013: 25 |
 Acquired: CFA-'12 | 2012 GP/GS (Playoffs): 0/0 (0/0) |
 Career GP/GS (Playoffs): 0/0 (0/0) | Teams: Houston, 2012-13 |

TRANSACTIONS: Signed with Houston Texans on May 14, 2012...Released by Texans on Aug. 31, 2012...
 Signed to the Texans practice squad on Sept. 1, 2012...Re-signed by Texans on Jan. 16, 2013.

Career Notes:

- Made the switch to defensive end from outside linebacker following the 2012 season

2012 (Houston 0/0, 0/0:

- Spent the entire season on the Texans practice squad

COLLEGE:

- Racked up 219 tackles, six interceptions, 20 pass breakups, five forced fumbles, six fumble recoveries and five sacks in his career at Bowie State
- Saw action in nine games a senior (eight starts) and racked up tackles (31 solo) including seven tackles for loss
- Set school records in blocked kicks/punts for a season with seven in 2010 and career blocked kicks/punts with 11

PERSONAL:

- All-Met First-Team in basketball (2006) and All-Met Second-Team in Football (2005) at Paul Laurence Dunbar High School (Baltimore, Md.)
- Helped lead the Poets to Maryland Division 1A state championships in 2004 and 2006
- Majored in Pedology



BEN JONES

GUARD/CENTER

60

Height: 6-3 | Weight: 308 | College: Georgia |
 Hometown: Centreville, Ala. | 2nd NFL Season |
 2nd with Texans | Age as of Kickoff Weekend 2013: 24 |
 Acquired: D4a, 2012 (99th overall) | 2012 GP/GS (Playoffs): 16/10 (2/2) |
 Career GP/GS (Playoffs): 16/10 (2/2) | Teams: Houston, 2012-13 |

TRANSACTIONS: Selected by Houston Texans in the fourth round (99th overall) of the 2012 NFL Draft... Signed by Texans on May 14, 2012.

HONORS:

- Madden Most Valuable Protectors Award (Week 4, 2012; Week 13, 2012)
- Houston Texans Rookie of the Year (2012)

2012 (Houston 16/10, 2/2):

- Originally drafted as a center, but worked his way into a starting role
- Part of seven 100-yard rushing performances by Arian Foster for the NFL's seventh-ranked offense
- Made his Texans and NFL debut on special teams in the season opener vs. Miami (9/9)
- Saw action at right guard and was part of an offensive line that cleared the way for Texans running backs to rush for 216 yards and three touchdowns while not allowing Matt Schaub to be sacked at Jacksonville (9/17)
- Helped provide protection for Matt Schaub, enabling him to tie a career-high with four touchdown passes at Denver (9/23)
- Helped Arian Foster rush for a season-high 157 yards and a touchdown at the New York Jets (10/8)
- Made his first career start and was part of an offense that set a franchise record by scoring 43 points vs. Baltimore (10/21)
- Helped Foster gain 111 yards on 24 carries and scored a touchdown vs. Buffalo (11/4)
- Part of an offense that set a franchise record with 653 yards of offense and tied the franchise scoring record with 43 points vs. Jacksonville (11/18) and put up another 501 yards at Detroit (11/22)
- Paved the way for Foster to rush for 140 yards while not allowing Schaub to be sacked in the AFC Wild Card Playoff vs. Cincinnati (1/5/13)
- Paved the way for Foster to rush for 90 yards while only allowing one sack in the AFC Divisional Playoff at New England (1/13/13)

COLLEGE:

- Ranked third in Georgia history with 49 starts at center
- Two-time All-SEC selection by the league's coaches and four-time SEC Offensive Lineman of the Week in his career
- Named a Freshman All-American and Freshman All-SEC after taking over as starting center in 2008
- Earned All-SEC first-team honors and was rated the nation's second-best center in the draft by The NFL Draft Report in 2011
- Second-team All-SEC honoree by the Associated Press, Phil Steele and the league's coaches for his senior season
- Named to Georgia's Team of the Decade
- Earned 2011 All-American first-team recognition from ESPN.com, Yahoo Sports and Rivals.com
- Served as a team captain and started all 14 games at center
- Earned All-SEC second-team honors from The NFL Draft Report as a junior
- Named All-SEC second-team by the league's coaches his sophomore season
- Member of the fall 2009 Georgia Athletic Director's Honor Roll
- Named Freshman All-American first-team by College Football News, adding second-team honors from The Sporting News and Phil Steele

PERSONAL:

- Attended Bibb County High School in Centreville, Ala., where he earned Super Prep All-Dixie Team, Prep Star All-Southeast Region and Alabama Sports Writers Association Class 5A first-team All-State honors as a senior
- Standout first baseman and pitcher on Bibb County's baseball team, where in 2007 he was selected to the Tuscaloosa News West Alabama Baseball All-Star squad
- Switched from jersey #61 to #60 prior to his senior season, to honor his father, Steve, a former collegiate star, who was killed in a helicopter crash when he was 10 years old
- Pregame ritual consists of walking barefoot on the field "to get a feel for the turf," something he has done since high school

Jones' Career Statistics

- Games/Starts: 2012: 16/10; Totals: 16/10.
- Postseason Games/Starts: 2012: 2/2; Total: 2/2.



GREG JONES FULLBACK

Height: 6-1 | Weight: 268 | College: Florida State |
Hometown: Columbia, S.C. | 10th NFL Season |
1st with Texans | Age as of Kickoff Weekend 2013: 32 |
Acquired: UFA-'13 (JAC) | 2012 GP/GS: 12/4 |
Career GP/GS (Playoffs): 115/67 (3/3) |
Teams: Jacksonville, 2004-12; Houston, 2013 |

33

TRANSACTIONS: Selected by Jacksonville Jaguars in the second round with the 55th overall pick in 2004...Signed by Jaguars on August 1, 2004...Re-signed by Jaguars on Feb. 13, 2008...Signed as an unrestricted free agent by Houston Texans on March 27, 2013.

CAREER:

- Spent the first nine years of his career in Jacksonville before signing as an unrestricted free agent with Houston on March 27, 2013
- Has served as the lead blocker for Jacksonville running backs Fred Taylor and Maurice Jones-Drew, who made four Pro Bowl appearances in his last seven seasons with the team
- Has played in 115 games with 67 starts
- Career totals include 270 carries for 911 yards and 10 touchdowns rushing, and 68 receptions for 437 yards and three touchdowns
- Also has kickoff returns for 109 yards and 28 special teams tackles
- Missed final three games in 2009 and final four games in 2008 with ankle injury
- Re-signed with the Jaguars in 2008 offseason
- Missed the entire 2006 season with a torn ACL in his left knee
- Named first alternate to the Pro Bowl and was voted team's Ed Block Courage Award winner in 2007
- Filled in for injured Fred Taylor in 2005 and rushed for a career-high 575 yards and four touchdowns/Posted two 100-yard rushing games in 2005
- Selected with choice obtained from Green Bay in exchange for third and fourth round picks

2012 (Jacksonville 12/4):

- Started and had one reception for 9 yards at Minnesota (9/9)
- Started and had one reception for 4 yards vs. Houston (9/16)
- Left game after blow to the head on opening kickoff, ending a streak of 34 consecutive starts at fullback at Indianapolis (9/23)...Returned to the game and made two receptions for 12 yards and also rushed once for 1 yard
- Made a career high four receptions for 25 yards vs. Cincinnati (9/30)
- Inactive vs. Detroit (11/4) with a thigh injury, snapping a streak of 39 consecutive games played
- Missed three more games against Indianapolis (11/8), at Houston (11/18) and vs. Tennessee (11/25) with the thigh injury
- Returned from thigh injury at Buffalo (12/2)
- Rushed two times for four yards and made two receptions for 8 yards vs. New York Jets (12/9)
- Started at FB and rushed one time for 3 yards at Miami (12/16)
- Rushed once for no gain and made one reception for 6 yards vs. New England (12/23)

2011 (Jacksonville 16/9):

- Paved the way for NFL rushing leader Maurice Jones-Drew (1,606 rushing yards), the first player in franchise history to accomplish the feat
- Played in all 16 games for the second consecutive season and made nine starts
- Had two rushes for seven yards with one touchdown and four receptions for 19 yards
- Part of rushing attack that ranked sixth in the AFC with 123.1 yards per game and tied for seventh with 207 rushes of four-plus yards
- Recorded a career-high six special teams tackles
- Played in his 100th game as a Jaguar and posted a season-high two special teams tackles vs. Tampa Bay (12/11)
- Scored on a 1-yard run in the fourth quarter against Tennessee (12/24), his first rushing score since Nov. 11, 2007 at Tennessee
- Helped Jones-Drew secure NFL rushing title with a season-high 169 yards in the season finale against Indianapolis (1/1/12)

2010 (Jacksonville 16/13):

- Played in all 16 games for the second time in his career and tied his career high with 13 starts at fullback
- Had two carries for four yards and 11 receptions for 47 yards
- Served as the lead blocker for RB Maurice Jones-Drew (Pro Bowl starter) and a rushing attack that ranked third in the NFL (149.7 avg.)
- Club set a franchise-record with three straight 200-yard rushing games
- Named to Dallas Morning News All-Pro Team
- Opened lanes in rushing attack that compiled 216 yards against Buffalo (10/10)
- Paved the way for 207 yards rushing against the N.Y. Giants on Nov. 28 and had a 2-yard reception
- Part of blocking unit that helped club rush for 258 yards against Tennessee (12/5) on a franchise-record 53 carries. The 258 yards were the second-most in team history
- Blocked for two 100-yard rushers, Rashad Jennings (109), Jones-Drew (101), and helped Jones-Drew to his sixth consecutive 100-yard rushing game against Oakland (12/12)

2009 (Jacksonville 13/7):

- Appeared in 13 games with seven starts as lead blocker for Maurice Jones-Drew
- Finished with four rushes for 23 yards and five receptions for 14 yards and added three special teams tackles
- Missed the final three games with ankle injury
- Paved the way for 133 rushing yards by Jones-Drew against St. Louis (10/18)

- Blocked for Jones-Drew as he rushed for career-high 177 yards on only eight carries (22.1 avg.) vs. Tennessee (11/1)
- Started at fullback and also saw action on special teams, finishing with two tackles against Miami (12/13). Injured his ankle in the fourth quarter and did not return
- Placed on injured reserve on Dec. 17

2008 (Jacksonville 12/7):

- Played in 12 games with seven starts
- Injured his ankle on at Houston (12/1) and was placed on injured reserve on Dec. 10
- Had two rushes for 13 yards and career-high 13 receptions for 116 yards and one TD
- 9/7 at TEN: Started at fullback and made three receptions for 13 yards and a touchdown against Tennessee (9/7). Scored on a 1-yard pass from David Garrard in the second quarter
- Paved the way for the Jaguars' 236 rushing yards as Fred Taylor and Maurice Jones-Drew both rushed for 100-plus yards at Indianapolis (9/21)
- Recorded a season-long 22-yard reception, the second-longest reception of his career, to set up the game-winning field goal in overtime vs. Houston (9/28)
- Inactive with an ankle injury at Chicago (12/7) and placed on injured reserve three days later. Missed game for the first time since 2006 due to injury

2007 (Jacksonville 16/11, 2/2):

- Played in all 16 games with 11 starts
- Finished with 42 carries for 119 yards and two touchdowns and 11 receptions for 99 yards and two touchdowns
- Named first alternate to the Pro Bowl
- Played major role for running game that ranked second in the NFL as it averaged 149.4 yards per game
- Scored first touchdown of the season on a 4-yard run at Denver (9/23)
- Hauled in career-long 27-yard reception and gained four yards on two rushes vs. Houston (10/14)
- Scored a career-high two touchdowns on a 3-yard run and 2-yard pass from Quinn Gray at Tennessee (11/11)
- Caught his second touchdown reception of the season on a 2-yard pass from David Garrard vs. Oakland (12/23)
- Led team in rushing with 14 carries for 71 yards (5.1 avg.) with long of 11, all season-highs against Houston (12/3). Set a career-high with three receptions for 27 yards
- Started at fullback in AFC Wild Card game at Pittsburgh (1/5/08) and in the Divisional Playoff at New England (1/12/08)

2006 (Jacksonville 0/0):

- Missed the entire season after suffering ACL injury in left knee in the third preseason game against Tampa Bay on Aug. 26

2005 (Jacksonville 14/13, 1/1):

- Split time between running back and fullback for the second consecutive season
- Played in 14 games, making career-high 13 starts (10 at FB, 3 at RB)
- Set career-highs in rushing and receiving
- Had 151 carries for 575 yards and four touchdowns to rank second on the team behind Fred Taylor
- Tied for team lead with four rushing touchdowns
- Hauled in 10 receptions for 65 yards and added five special teams tackles
- Made first start of the season for injured Fred Taylor and helped Jaguars to overtime win with 18 carries for 77 yards and a 7-yard touchdown run at Pittsburgh (10/16)
- Recorded 27 rushing yards and one touchdown vs. Houston (11/6)
- Recorded 25 carries for career-high 106 yards and one touchdown vs. Baltimore (11/13)
- Totalled 78 rushing yards and scored on a 25-yard run at Arizona (11/27)
- Tallied career-high 27 carries for 103 yards at Cleveland (12/4)
- Left game with a neck injury vs. San Francisco (12/18) and was inactive for final two regular season games
- Started at FB in AFC Wild Card game and had two carries for 15 yards at New England (1/7/06)

2004 (Jacksonville 16/3):

- Split time between running back and fullback
- Started three of 16 games and had 62 rushes for 162 yards and three touchdowns
- Had two rushes for seven yards including a key fourth-and-one conversion on the fourth quarter game-winning drive at Tennessee (9/26)
- Made first NFL start at San Diego (10/10)
- Posted eight carries for 12 yards including first career rushing touchdown vs. Detroit (11/14)
- Started in season finale against Oakland (1/2/05) and rushed 16 times for 30 yards and a touchdown

COLLEGE:

- Started 21-of-42 games and finished with 480 rushes for 2,535 yards and 23 touchdowns along with 24 receptions for 153 yards at Florida State
- Served as team captain as a senior and led team with 618 rushing yards and seven touchdowns on 144 carries
- Had nine receptions for 52 yards
- Graduated with a degree in sports management

PERSONAL:

- Married (Dana) with sons, Greg Jr. and Caden
- Resides in Beaufort, S.C.
- Attended Battery Creek High (Beaufort, S.C.)
- Rushed for more than 1,600 yards and 10 touchdowns as a senior and registered seven sacks
- Named All-State as a senior
- Competed in sprints on the track team



JONES, GREG

- Attended Christmas party in 2005 sponsored by Jacksonville Sheriff's Office for children of family members who have tragically died
- Actively supports the charitable efforts of his teammates
- Provided Thanksgiving meal to residents at Hubbard House in 2010
- Distributed toys to more than 100 children in December 2009 in Beaufort, S.C. and partnered with Feed the Children to distribute more than 400 meals
- Supports local military and attends Christmas parties for terminally-ill children
- Attended the grand opening of the Jaguars Den at Wolfson Children's Hospital in Jacksonville
- Visited Pine Forest Elementary in 2008 to encourage children to stay active
- Full name: Greg Jones

Jones' Career Statistics

Year	Team	G	GS	Rush	Yds	Avg	Lg	TD	Rec	Yds	Avg	Lg	TD
2004	Jac	16	3	62	162	2.6	12	3	3	13	4.3	9	0
2005	Jac	14	13	151	575	3.8	27	4	10	65	6.5	10	0
2006	Jac			INJURED RESERVE									
2007	Jac	16	11	42	119	2.8	11	2	11	99	9	27	2
2008	Jac	12	7	2	13	6.5	13	0	13	116	8.9	22	1
2009	Jac	13	7	4	23	5.8	11	0	5	14	2.8	9	0
2010	Jac	16	13	2	4	2	3	0	11	47	4.3	12	0
2011	Jac	16	9	2	7	3.5	6	1	4	19	4.8	10	0
2012	Jac	12	4	5	8	1.6	4	0	11	64	5.8	10	0
Career		115	67	270	911	3.4	27	10	68	437	6.4	27	3

Jones' Career Highs

Rushing Yards	106	vs. Baltimore (25 attempts), 11/15/05
Rushing Attempts	27	at Cleveland (103 yards), 12/4/05
Rushing Touchdowns	1	10 times, most recent: at Tennessee, 12/24/11
Rushing Long	27	at Indianapolis, 9/18/05
Receptions	4	vs. Cincinnati, 9/30/12
Receiving Yards	28	vs. Houston, 9/28/08
Receiving Long	27	vs. Houston, 10/14/07
Receiving Touchdowns	1	three times, most recent: at Tennessee, 9/7/08



JOHNATHAN JOSEPH CORNERBACK

24

Height: 5-11 | Weight: 188 | College: South Carolina |
Hometown: Rock Hill, S.C. | 8th NFL Season |
3rd with Texans | Age as of Kickoff Weekend 2013: 29 |
Acquired: UFA-'11 (CIN) | 2012 GP/GS (Playoffs): 14/14 (2/2) |
Career GP/GS (Playoffs): 96/87 (5/5) |
Teams: Cincinnati, 2006-10; Houston, 2011-13 |

TRANSACTIONS: Selected by Cincinnati Bengals in the first round (24th overall) of the 2006 NFL Draft... Signed with Bengals on July 29, 2006... Signed with Houston Texans as an unrestricted free agent on July 29, 2011.

HONORS:

- Associated Press Second-Team All-Pro (2011)
- Two-time Pro Bowl selection (2012, 2013)
- Pro Football Weekly/PFWA All-NFL, All-AFC Team (2011)
- SI.com (Peter King) All-Pro Team (2011)

CAREER:

- Has played in 96 career games with 87 starts and has recorded 379 total tackles, including 316 solos
- Owens 20 career interceptions, three forced fumbles and three fumble recoveries
- Scored five career touchdown returns (four interceptions and one fumble recovery)

2012 (Houston 14/14, 2/2):

- Finished the season with 66 tackles (59 solo) and two interceptions
- Made six tackles (four solo) and intercepted a pass and returned it 36 yards vs. Miami (9/9)
- Had five solo tackles at Jacksonville (9/16)
- Made six tackles (five solo) and led the defense with three passes broken up at Denver (9/23)
- Made four solo tackles and threw a key block that helped Daniele Manning return an interception 55 yards for a score vs. Tennessee (9/30)
- Registered five solo tackles at the New York Jets (10/8)
- Picked off a Joe Flacco pass and returned it 52 yards vs. Baltimore (10/21) for his first touchdown as a Texan
- Registered four tackles (four solo) and a pass defended vs. Buffalo (11/4)
- Collected a season-high seven tackles (six solo) at Chicago (11/11)
- Notched two tackles and a pass defended vs. Jacksonville (11/19)
- Inactive at Detroit (11/22) and at Tennessee (12/2)
- Recorded nine tackles at New England (12/10)
- Made two tackles (one solo) vs. Indianapolis (12/16)
- Registered five tackles and a pass defended vs. Minnesota (12/23)
- Had two passes defended at Indianapolis (12/30)
- Intercepted his second career pass in postseason play when he picked off QB Andy Dalton and returned it 14 yards in the third quarter in the AFC Wild Card Playoff vs. Cincinnati (1/5/13)
- Had five tackles, including three solo tackles in AFC Divisional Playoff at New England (1/13/13)

2011 (Houston 15/15, 2/2):

- Finished with 44 tackles (40 solo) and tied for the team lead with four interceptions and a team-best 15 passes defended and two forced fumbles
- Started and made five tackles (four solo) and one tackle for loss in the season opener vs. Indianapolis (9/11)
- Intercepted a Chad Henne pass and returned it 5 yards to the 6-yard line setting up a second quarter touchdown at Miami (9/18)
- Recorded interceptions in consecutive games for the third time in his career when he picked off Drew Brees at New Orleans (9/25)
- Intercepted a second-quarter Joe Flacco pass with a return of 2 yards in addition to making seven tackles (five solo) at Baltimore (10/16)
- Was named the Defensive Player of the Game after forcing a fumble, making three solo tackles and breaking up two passes at Tennessee (10/23)
- Made four solo tackles and broke up a pass vs. Cleveland (11/6)
- Had two solo tackles and a hit on Kellen Winslow which forced the ball out where it was intercepted by Brian Cushing at Tampa Bay (11/13)
- Intercepted a second-quarter Blaine Gabbert pass and returned it 29 yards at Jacksonville (11/27)
- Inactive for the season finale vs. Tennessee (11/12)
- Recorded six solo tackles, including one for loss, while adding an interception and two passes defended in AFC Wild Card Playoff vs. Cincinnati (1/7/12)
- Recorded two solo tackles and three passes defended in AFC Divisional Playoff at Baltimore (1/15/12)

2010 (Cincinnati 12/12):

- Started 12 games and made 53 tackles
- Ranked second on team in passes defended (11) and interceptions (three)
- Registered four tackles at Cleveland (10/3)
- Intercepted Josh Freeman pass in second quarter and returned it 11 yards vs. Tampa Bay (10/11)
- Made five tackles and had a pass defended at Indianapolis (11/14), helping hold Peyton Manning to season-low 185 passing yards and no touchdowns
- Three tackles and two interceptions (one for a touchdown) vs. Buffalo (11/21), marking the first multi-interception game of his career

2009 (Cincinnati 16/16, 1/1):

- Intercepted Ben Roethlisberger pass and returned it 30 yards for a touchdown vs. Pittsburgh (9/27)
- Intercepted a Derek Anderson pass on the goal line and returned it 32 yards in third quarter at Cleveland (10/3)

- Intercepted a Joe Flacco pass at the goal line in first quarter and returned it 21 yards at Baltimore (10/11)
- Had his first forced fumble of the year when he stripped WR Devin Hester, with LB Dhani Jones recovering for Bengals vs. Chicago (10/25)
- Posted team season-high in passes defended (5) vs. Baltimore (11/8), including a third-quarter INT of Flacco on a deep pass
- Had a team-high four passes defended, with five tackles and a forced fumble in a win at Pittsburgh (11/15)
- Had four tackles at Oakland (11/22), plus a diving interception of Bruce Gradkowski in the fourth quarter
- Picked off a Philip Rivers pass at Bengals 19 in the second quarter and returned it seven yards at San Diego (12/20)
- Five tackles in Wild Card Playoff vs. New York Jets (1/9/10)

2008 (Cincinnati 8/7):

- Returned a Ray Rice fumble 65 yards, produced only Bengals touchdown vs. Baltimore (9/7)
- Tied for team lead in tackles (personal season-high 12), led in solo tackles (10) and led in passes defended (three) vs. Jacksonville (11/2)
- Had his first interception of the year, ending Philadelphia's final scoring threat of the first half when he picked off Donovan McNabb and returned it 22 yards (11/26)

2007 (Cincinnati 15/14):

- Went 42 yards for a touchdown with his first pro interception (off Chad Pennington), and the late fourth-quarter score provided eventual winning points vs. New York Jets (10/21)
- Snagged his second interception vs. Tennessee (11/25), outfighting Bo Scaife for a pass in the first quarter, with a four-yard return
- Intercepted a pass for the second straight game at Pittsburgh (12/2), picking off a Ben Roethlisberger pass at the Steelers 24 in the fourth quarter and returning it 7 yards
- Helped thwart a comeback bid by picking off a Derek Anderson pass at Bengals 5 in the fourth quarter, with 23-yard return vs. Cleveland (12/23)

2006 (Cincinnati 16/9):

- Blocked John Carney's PAT try after Saints' final touchdown in fourth quarter, the first Bengals' blocked PAT since '91 at New Orleans (11/19).
- Tied his season high with seven tackles and tied the team's season high with four passes defended vs. Baltimore (11/30)
- Recovered a fumble on the Raiders' first offensive play vs. Oakland (12/10)

COLLEGE:

- Played two seasons (2004-05) at South Carolina after playing in 2003 at Coffeyville (Kan.) Community College
- Entered NFL Draft after his junior season at South Carolina
- Played only 14 games at South Carolina, due to broken foot that limited him to two games in '04, but still was able to establish himself among the elite cornerbacks in the SEC
- Played in 12 games with 11 starts in '05, when he had four INTs (one for TD)

PERSONAL:

- Attended Northwestern High School in Rock Hill, S.C., where he was all-state in football and all-region in track

Joseph's 2012 Season Statistics

Date, Opp	Tackles				Interceptions				Fumbles			
	G	GS	Tot	Solo Asst	Sk	Yds	No	Yds	Lg	TD	PD	FF FR Yds TD
9/9 vs. MIA	1	1	6	4 2	0.0	0.0	1	36	36	0	1	0 0 0 0
9/16 @ JAX	1	1	5	5 0	0.0	0.0	0	0	0	0	0	0 0 0 0
9/23 @ DEN	1	1	6	5 1	0.0	0.0	0	0	0	0	3	0 0 0 0
9/30 vs. TEN	1	1	4	4 0	0.0	0.0	0	0	0	0	0	0 0 0 0
10/8 @ NYJ	1	1	5	5 0	0.0	0.0	0	0	0	0	0	0 0 0 0
10/14 vs. GB	1	1	6	5 1	0.0	0.0	0	0	0	0	0	0 0 0 0
10/21 vs. BAL	1	1	5	4 1	0.0	0.0	1	52	52	1	1	0 0 0 0
11/4 vs. BUF	1	1	4	4 0	0.0	0.0	0	0	0	0	1	0 0 0 0
11/11 @ CHI	1	1	7	6 1	0.0	0.0	0	0	0	0	1	0 0 0 0
11/18 vs. JAX	1	1	2	2 0	0.0	0.0	0	0	0	0	1	0 0 0 0
11/22 @ DET							INACTIVE					
12/2 @ TEN							INACTIVE					
12/10 @ NE	1	1	9	9 0	0.0	0.0	0	0	0	0	0	0 0 0 0
12/16 vs. IND	1	1	2	1 1	0.0	0.0	0	0	0	0	0	0 0 0 0
12/23 vs. MIN	1	1	5	5 0	0.0	0.0	0	0	0	0	1	0 0 0 0
12/30 @ IND	1	1	0	0 0	0.0	0.0	0	0	0	0	2	0 0 0 0
2012 Totals	14	14	66	59 7	0.0	0.0	2	52	52	1	11	0 0 0 0

Joseph's Career Statistics

Year Team	Tackles				Interceptions				Fumbles			
	G	GS	Tot	Solo Asst	Sk	Yds	No	Yds	Lg	TD	PD	FF FR Yds TD
2006 Cin	16	9	58	46 12	0.0	0.0	0	0	0	0	20	0 2 7 0
2007 Cin	15	14	58	45 13	0.0	0.0	4	76	42	1	15	0 0 0 0
2008 Cin	8	7	42	31 11	0.0	0.0	1	22	22	0	13	1 1 65 1
2009 Cin	16	16	69	58 11	0.0	0.0	6	92	32	1	20	1 0 0 0
2010 Cin	12	12	42	37 5	0.0	0.0	3	38	21	1	8	0 0 0 0
2011 Hou	15	15	44	40 4	0.0	0.0	4	29	29	0	15	1 0 0 0
2012 Hou	14	14	66	59 7	0.0	0.0	2	52	52	1	11	0 0 0 0
NFL Totals	96	87	379	316 63	0.0	0.0	20	92	52	4	102	3 3 72 1



JOSEPH, JOHNATHAN

Joseph's 2012 Season Highs

Tackles	9	at New England, 12/10/12
Interceptions	1	twice, last vs. Baltimore, 10/21/12
Passes Defensed	3	at Denver, 9/23/12

Joseph's Career Highs

Tackles	15	vs. Jacksonville, 11/2/08
Interceptions	2	vs. Buffalo, 11/21/10
Passes Defensed	5	vs. Baltimore, 11/8/09
Fumble Recoveries	1	three times, most recent: vs. Baltimore, 9/7/08
Forced Fumbles	1	three times, most recent: at Tennessee, 10/23/11

Joseph's 2012 Playoff Statistics

Date, Opp	Tackles							Interceptions				Fumbles				
	GP	GS	Tot	Solo	Asst	Sk	Yds	No	Yds	Lg	TD	PD	FF	FR	Yds	TD
1/5/13 vs. CIN (WC)	1	1	5	5	0	0.0	0.0	1	14	14	0	2	0	0	0	0
1/13/13 at NE (Div)	1	1	5	3	2	0.0	0.0	0	0	0	0	0	0	0	0	0
2012 Totals	2	2	10	8	2	0.0	0.0	1	14	14	0	2	0	0	0	0

Joseph's Career Playoff Statistics

Date, Opp	Tackles							Interceptions				Fumbles				
	GP	GS	Tot	Solo	Asst	Sk	Yds	No	Yds	Lg	TD	PD	FF	FR	Yds	TD
1/9/10 vs. NYJ (WC)	1	1	5	3	2	0	0.0	0.0	0	0	0	0	0	0	0	0
1/7/12 vs. CIN (WC)	1	1	6	6	0	0	0.0	0.0	1	-1	-1	0	2	0	0	0
1/15/12 at BAL (Div)	1	1	2	2	0	0	0.0	0.0	0	0	0	0	3	0	0	0
1/5/13 vs. CIN (WC)	1	1	5	5	0	0	0.0	0.0	1	14	14	0	2	0	0	0
1/13/13 at NE (Div)	1	1	5	3	2	0	0.0	0.0	0	0	0	0	0	0	0	0
Career Totals	5	5	23	19	4	0	0.0	0.0	2	14	14	0	7	0	0	0



Deji Karim RUNNING BACK

39

Height: 5-8 | Weight: 209 | College: Southern Illinois |
 Hometown: Oklahoma City, Okla. | 4th NFL Season |
 1st with Texans | Age as of Kickoff Weekend 2013: 26 |
 Acquired: UFA-'13 (Indianapolis) | 2012 GP/GS: 3/0 |
 Career GP/GS (Playoffs): 26/0 (1/0) |
 Teams: Jacksonville, 2010-11; Indianapolis, 2012; Houston, 2013 |

TRANSACTIONS: Selected by Jacksonville Jaguars in the sixth round (180th overall) of the 2010 NFL Draft...Signed by Jaguars on July 23, 2010...Released by Jaguars on April 27, 2012...Acquired from waivers by Indianapolis Colts on April 30, 2012...Released by Colts on Sept. 10, 2012...Re-signed with Colts on Dec. 11, 2012...Signed with Houston Texans as an unrestricted free agent on May 15, 2012.

CAREER:

- Has played in 26 games with 98 carries for 290 yards (3.0 avg.) and 17 receptions for 130 yards
- Returned 86 kickoffs for 2,228 yards (25.9 avg.) and one touchdown in his career
- Has a career-long return of 101 yards for a touchdown

2012 (Indianapolis 3/0):

- Played primarily on special teams and recorded nine kickoff returns for 328 yards (36.4 avg.)
- Returned three kickoffs for a season-high 159 yards vs. Houston (12/30), including a career-long 101-yard return for a touchdown

2011 (Jacksonville 12/0):

- Tallied a career-high 63 rushing attempts for 130 yards along with career highs in receptions and receiving yards with 14 for 120
- Finished sixth in the AFC in kickoff return average with a 24.1 avg. on 27 returns for 652 yards
- Rushed for season highs with 14 attempts for 33 yards, including a season-high 39 receiving yards on three catches at Tennessee (9/11)
- Recorded a season high five kickoff returns for 91 yards at the New York Jets (9/18)

2010 (Jacksonville 11/0):

- Compiled 35 rushes for a career-high 160 yards and added three receptions for 10 yards
- Finished sixth in the AFC in kickoff return yards with 1,248 on 50 returns
- Made his NFL debut at Buffalo (10/10) and rushed for season-high 15 times for 70 yards
- Had a season-high seven kickoff returns for 168 yards vs. Tennessee (10/18)
- Recorded a season-long kickoff return of 65 yards vs. Oakland (12/12)

COLLEGE:

- Was named the 2009 Missouri Valley Football Conference Offensive Player of the Year
- Finished third in the voting for the 2009 Walter Payton Award, which is given to the most outstanding player in the Football Championship Subdivision
- Set a Southern Illinois record with 2,339 all-purpose yards in 2009
- Rushed 316 times for 2,080 yards and 26 touchdowns in two years at Southern Illinois (2007, 2009)
- His 1,694 rushing yards in 2009 led the FCS and were the third-most in school history
- Redshirted in 2008 with a knee injury
- Attended Northeast Oklahoma A&M Junior College in 2005 and 2006

PERSONAL:

- Ran for more than 2,000 yards and 28 touchdowns as a senior and was named All-State in Okla.
- Was a high school teammate of St. Louis Quarterback Sam Bradford
- Son of Tai and Lanry Karim
- Majored in recreation

Karim's Career Rushing and Receiving Statistics

Year	Team	G	GS	Rush	Yds	Avg	Lg	TD	Rec	Yds	Avg	Lg	TD
2010	Jac	11	0	35	160	4.6	15	0	3	10	3.3	7	0
2011	Jac	12	0	63	130	2.1	14	0	14	120	8.6	20	0
2012	Ind	3	0	0	0	0.0	0	0	0	0	0.0	0	0
Career		26	0	98	290	3.0	15	0	17	130	7.6	20	0

Karim's Return Statistics

Year	Team	Punt Returns					Kickoff Returns						
		PR	FC	Yds	Avg	Lg	TD	KR	FC	Yds	Avg	Lg	TD
2010	Jac	0	0	0	-	-	0	50	0	1,248	25.0	65	0
2011	Jac	0	0	0	-	-	0	27	0	652	24.1	37	0
2012	Ind	0	0	0	-	-	0	9	0	328	36.4	101	1
Career		0	0	0	-	-	0	86	0	2,228	25.9	101	1

Karim's Career Highs

Rushing Yards	70	at Buffalo (15 attempts), 10/10/10
Rushing Attempts	15	vs. Tennessee (70 yards), 9/11/11
Rushing Long	15	at Buffalo, 10/10/10
Receptions	3	three times, most recent: at Indianapolis (25 yards)
Receiving Yards	39	vs. Tennessee (3 receptions), 9/11/11
Receiving Long	20	vs. Cincinnati, 10/9/11



CASE KEENUM QUARTERBACK

7

Height: 6-1 | Weight: 206 | College: Houston |
Hometown: Abilene, Texas | 1st NFL Season |
1st with Texans | Age as of Kickoff Weekend 2013: 25 |
Acquired: CFA-'12 | 2012 GP/GS (Playoffs): 0/0 (0/0) |
Career GP/GS (Playoffs): 0/0 (0/0) | Teams: Houston, 2012-13 |

TRANSACTIONS: Signed with Houston Texans on May 14, 2012...Released by Texans on Aug. 31, 2012...Signed to the Texans practice squad on Sept. 1, 2012...Re-signed by Texans on Jan. 14, 2013.

2012 (Houston 0/0, 0/0):

- Spent the entire season on the Texans practice squad

COLLEGE:

- Finished his college career as the NCAA all-time leader in total passing yards (19,217) and passing touchdowns (155)
- Completed 1,546 passes in 2,229 attempts (69.4 percent) in five seasons as the Cougars' starting quarterback
- Was a two-time recipient of the Sammy Baugh Trophy (2009 and 2011), awarded annually to the nation's top college passer
- Is one of only two players in NCAA history to record multiple 5,000-yard passing seasons
- Set the all-time career passing touchdowns record by throwing for 9 touchdowns against Rice during his final season
- Received a medical redshirt from the NCAA after tearing his ACL in the third game of the 2010 season
- Led the Cougars to the top national ranking in total offense, scoring offense and passing yards per game
- Threw for a career-high 559 yards vs. Southern Miss in 2009

PERSONAL:

- Passed for 6,783 yards and 48 touchdowns at Wylie High School (Abilene, Texas) earning Second-Team All-State honors
- Posted a career record of 31-11 in 42 career starts
- Also lettered in basketball and track



SHILOH KEO

FREE SAFETY

Height: 5-11 | Weight: 209 | College: Idaho |
 Hometown: Everett, Wash. | 3rd NFL Season |
 3rd with Texans | Age as of Kickoff Weekend 2012: 24 |
 Acquired: D5a, 2011 (144th overall) | 2012 GP/GS (Playoffs): 16/0 (2/1) |
 Career GP/GS (Playoffs): 26/0 (2/1) | Teams: Houston, 2011-13 |

31

TRANSACTIONS: Selected by Houston Texans in the fifth round (144th overall) in the 2011 NFL Draft... Signed by Texans on July 31, 2011... Released by Texans on Sept. 3, 2011... Signed by Texans to the practice squad on Sept. 4, 2011... Signed from practice squad to active roster by Texans on Oct. 19, 2011.

2012 (Houston 16/0, 2/1):

- Named a special teams captain by his teammates midway through the season
- Saw action on special teams in the first nine games
- Made a special teams tackle at Denver (9/23)
- Assisted on two tackles vs. Green Bay (10/14)
- Made a tackle on special teams vs. Baltimore (10/21)
- Named Special Teams Player of the Game after recording two special teams tackles vs. Buffalo (11/4)
- Made two special teams tackles at Chicago (11/11)
- Assisted on two special teams tackles vs. Jacksonville (11/18)
- Made a tackle on special teams at Tennessee (12/2)
- Recorded his first career interception in the fourth quarter at New England (12/10)
- Registered one tackle vs. Indianapolis (12/16)
- Had one tackle vs. Minnesota (12/23)
- Notched four tackles (two solo) in the AFC Wild Card Playoff vs. Cincinnati (1/5/13)
- Made his first career NFL start with four tackles in AFC Divisional Playoff at New England (1/13/13)

2011 (Houston 10/0, 2/0):

- Signed to the active roster from the practice squad (10/19)
- Made his NFL debut on special teams while also appearing at safety at Tennessee (10/23)
- Was named the Special Teams Player of the Game after making two special teams tackles at Jacksonville (11/27)
- Saw his first career action as a punt returner and finished the game with one return for 11 yards vs. Tennessee (1/1/12)
- Made one special teams tackle in his postseason debut in AFC Wild Card Playoff vs. Cincinnati (1/7/12)

COLLEGE:

- Started 50-of-55 games at strong safety and recorded 358 tackles (237 solo), one sack, 20 stops for loss totaling 67 yards, 168 yards on 11 interceptions, 20 pass breakups, three forced fumbles and six recoveries
- Averaged 11.0 yards on 53 punt returns and 20.3 yards on eight kickoff returns
- Also rushed three times for 98 yards
- Idaho career punt return yard leader (585) and single-season punt return yards (319 in 2007)
- Set a school record after returning a punt 100 yards for a touchdown vs. Northern Illinois and one of just 11 players in Idaho history with more than 300 career tackles
- All-Western Athletic Conference second-team selection in 2010, won Jim Thorpe Award (top college defensive back) and recipient of Idaho's John Friesz Most Valuable Player Award
- Started 12-of-13 games in 2010 and finished fifth among Vandals defenders with 61 tackles (40 solos), including one sack, 6.5 stops for loss, one forced fumble, two fumble recoveries and tied for seventh in the conference in interceptions (0.23 per game), gaining 63 yards on three interceptions

PERSONAL:

- Rushed for 2,946 yards and 37 touchdowns in two seasons at Archbishop Murphy (Everett, Wash.)
- Had eight receptions for 162 yards (20.25 ypc) and a score and completed 7-of-13 pass attempts for 184 yards and four more touchdowns
- Named the Cascade Conference Defensive Player of the Year and 2A All-State at defensive back by the Associated Press, and All-Conference selection at running back as a senior
- Led the Archbishop Murphy to a 14-1 overall record in his final season, gaining 1,675 yards with 22 touchdowns

Keo's 2012 Season Statistics

Date, Opp	G	GS	Tackles				Yds	Interceptions				PD	Fumbles			
			Tot	Solo	Asst	Sk		No	Yds	Lg	TD		FF	FR	Yds	TD
9/9 vs. MIA	1	0	0	0	0	0.0	0.0	0	0	0	0	0	0	0	0	0
9/16 @ JAX	1	0	0	0	0	0.0	0.0	0	0	0	0	0	0	0	0	0
9/23 @ DEN	1	0	0	0	0	0.0	0.0	0	0	0	0	0	0	0	0	0
9/30 vs. TEN	1	0	0	0	0	0.0	0.0	0	0	0	0	0	0	0	0	0
10/8 @ NYJ	1	0	0	0	0	0.0	0.0	0	0	0	0	0	0	0	0	0
10/14 vs. GB	1	0	2	0	2	0.0	0.0	0	0	0	0	0	0	0	0	0
10/21 vs. BAL	1	0	0	0	0	0.0	0.0	0	0	0	0	0	0	0	0	0
11/4 vs. BUF	1	0	0	0	0	0.0	0.0	0	0	0	0	0	0	0	0	0
11/11 @ CHI	1	0	0	0	0	0.0	0.0	0	0	0	0	0	0	0	0	0
11/18 vs. JAX	1	0	0	0	0	0.0	0.0	0	0	0	0	0	0	0	0	0
11/22 @ DET	1	0	0	0	0	0.0	0.0	0	0	0	0	0	0	0	0	0
12/2 @ TEN	1	0	0	0	0	0.0	0.0	0	0	0	0	0	0	0	0	0
12/10 @ NE	1	0	0	0	0	0.0	0.0	1	1	1	0	1	0	0	0	0
12/16 vs. IND	1	0	1	1	0	0.0	0.0	0	0	0	0	0	0	0	0	0
12/23 vs. MIN	1	0	1	1	0	0.0	0.0	0	0	0	0	0	0	0	0	0
12/30 @ IND	1	0	0	0	0	0.0	0.0	0	0	0	0	0	0	0	0	0
2012 Totals	16	0	4	2	2	0.0	0.0	1	1	1	0	1	0	0	0	0

Keo's Career Statistics

Year Team	G	GS	Tackles				Yds	Interceptions				PD	Fumbles			
			Tot	Solo	Asst	Sk		No	Yds	Lg	TD		FF	FR	Yds	TD
2011 HOU	10	0	0	0	0	0.0	0.0	0	0	0	0	0	0	0	0	0
2012 HOU	16	0	4	2	2	0.0	0.0	1	1	1	0	1	0	0	0	0
NFL Totals	26	0	4	2	2	0.0	0.0	1	1	1	0	1	0	0	0	0

Keo's 2012 Season Highs

Tackles 2 vs. Green Bay, 10/14/12
 Interceptions 1 at New England, 12/10/12

Keo's 2012 Playoff Statistics

Date, Opp	GP	GS	Tackles				Yds	Interceptions				PD	Fumbles			
			Tot	Solo	Asst	Sk		No	Yds	Lg	TD		FF	FR	Yds	TD
1/5/13 vs. CIN (WC)	1	0	4	2	2	0.0	0.0	0	0	0	0	0	0	0	0	0
1/13/13 at NE (Div)	1	1	4	1	3	0.0	0.0	0	0	0	0	0	0	0	0	0
2012 Totals	2	1	8	3	5	0.0	0.0	0	0	0	0	0	0	0	0	0

Keo's Career Playoff Statistics

Date, Opp	GP	GS	Tackles				Yds	Interceptions				PD	Fumbles			
			Tot	Solo	Asst	Sk		No	Yds	Lg	TD		FF	FR	Yds	TD
1/7/12 vs. CIN (WC)	1	0	0	0	0	0.0	0.0	0	0	0	0	0	0	0	0	0
1/15/12 at BAL (Div)	1	0	0	0	0	0.0	0.0	0	0	0	0	0	0	0	0	0
1/5/13 vs. CIN (WC)	1	0	4	2	2	0.0	0.0	0	0	0	0	0	0	0	0	0
1/13/13 at NE (Div)	1	1	4	1	3	0.0	0.0	0	0	0	0	0	0	0	0	0
Career Totals	4	1	8	3	5	0.0	0.0	0	0	0	0	0	0	0	0	0



SHANE LECHLER

PUNTER

Height: 6-2 | Weight: 241 | College: Texas A&M |
Hometown: East Bernard, Texas | 14th NFL Season |
1st with Texans | Age as of Kickoff Weekend 2013: 37 |
Acquired: UFA-'13 (OAK) | 2012 GP: 16/0 | Career GP (Playoffs): 206 (7) |
Teams: Oakland, 2000-12; Houston, 2013 |

9

TRANSACTIONS: Selected by Oakland Raiders in the fifth round (142nd overall) of the 2000 NFL Draft...Signed by Raiders on July 25, 2000...Re-signed by Raiders as exclusive-rights free agent, July 26, 2002...Signed new contract, Dec. 27, 2002...Signed new contract, Feb. 28, 2005...Signed new contract, Feb. 19, 2009...Signed by Houston Texans as an unrestricted free agent on March 23, 2013.

HONORS:

- Six-time Associated Press All-Pro (2000, 2003-04, 2008-10)
- Seven-time Pro Bowl selection (2001, 2004, 2007-11)
- Associated Press Second-Team All-Pro (2001)
- USA Football All-Fundamental Team (2011)
- PFW/PFWA Golden Toe Award (2009)

CAREER:

- Owns the best gross punting average in NFL history, 47.5
- Seven-time Pro Bowler (2001, 2004, 2007-11)
- Six-time All-Pro (2000, 2003-04, 2008-10)
- Led the NFL in gross average four times (2003-04, 2007, 2009)
- Led the NFL in net average four times (2000, 2007-09)
- Played in 206 games for Oakland from 2000-12, punting 1,014 times for 48,215 yards with 322 punts inside opponents' 20-yard line
- Holds the top five single-season punting averages in Oakland history, including a career-best 51.1 in 2009, and two of the top four single-season punting averages in NFL history: 51.1 (2009, second) and 50.8 (2011, fourth)
- Tied for sixth in Raiders' history with 206 games played
- Set an Oakland franchise record with an 80-yard punt against Chicago (11/27/11)
- Had at least one punt of 50 yards or more in 33 consecutive games from 2003-05, the longest such streak by any player since the AFL/NFL merger in 1970
- Has allowed only two touchdowns on punts in lifetime, at any level, and they came in consecutive weeks late in 2007 season
- Has experienced just four blocked punts, and only one since 2006
- Set NCAA record for career punting average (44.7) at Texas A&M

2012 (Oakland 16/0):

- Averaged 47.2 gross yards and 39.0 net yards on 81 punts, including 21 inside the 20
- Averaged 54.7 yards (45.6 net) on nine punts in Weeks 9-10, with two inside the 20 and no touchbacks; for just the second time in his distinguished career, averaged at least 54.5 gross yards in consecutive games, and the first instance (Dec. 24, 2011, to Jan. 1, 2012) included a game in which he punted just once
- Opened training camp on the Active/Non-Football Injury List, rehabilitating from July 30 arthroscopic surgery (Dr. Warren King, Fremont Surgery Center) on his left (non-punting) knee, correcting normal wear and tear, aggravated by weightlifting
- Began punting again Aug. 18, after passing his physical
- Voted a 2012 captain by his teammates Sept. 3
- Saw Chargers deflect his first blocked punt in six years (9/10)
- Despite a deflection of his second-quarter punt, which traveled only 2 yards, still averaged 49.4 gross and 43.4 net, on his seven total punts against Denver (9/30)
- Calmly made one of the most important plays of a 26-23 overtime win against Jacksonville (10/21), securing a slightly offline snap in time to place the ball for Sebastian Janikowski's game-tying extra point with less than three minutes left in the fourth quarter
- Threw his fourth career pass, a completion to Taiwan Jones on a second-quarter fake punt vs. Tampa Bay (11/4);
- Turned in one of finest days of an impressive career, averaging 54.8 (gross) and 47.6 (net), including a 60-yarder, and a 53-yarder downed at the 2 early in the second quarter at Baltimore (11/11)
- Averaged 42.0 net yards on six punts, and posted a season high by pinning an opponent inside its own 20 three times at Cincinnati (11/25)
- Posted the 1,000th punt of his career vs. Kansas City (12/16)
- Averaged a stellar 43.8 yards on five punts and placed four inside the opponents' 20 for the 14th time in his career against Carolina (12/23); posted a 41.0 net average

2011 (Oakland 16/0):

- Named to AFC Pro Bowl squad for fifth straight season
- Punted 78 times for 3,960 yards and ranked second in the NFL in gross average (50.8) and fifth in the NFL in net average (40.9)...his gross average ranks as the fourth-highest in NFL history
- Attempted the first three passes of career, including first career touchdown, on a fake field goal in Week 6 against Cleveland
- Placed 27 punts inside the 20-yard line
- Tied a then-franchise record with a 77-yard punt and averaged a season-high 58.2 yards per attempt at Denver (9/12)
- Completed first career pass, connecting with TE Kevin Boss for a 35-yard touchdown on a fake FG in 24-17 win vs. Cleveland (10/16)
- Broke own franchise record with an 80-yard punt vs. Chicago (11/27)...Limited Devin Hester to two returns for 7 yards and pinned Bears inside 20 on three occasions in 25-20 win

- Had a 71-yard punt at Green Bay (12/11)
- Had a 76-yard punt that ranked as the fourth-longest in Oakland franchise history at Kansas City (12/24)

2010 (Oakland 16/0):

- Named to fourth straight Pro Bowl and tabbed for first-team All-Pro honors by Associated Press
- Punted 77 times for 3,618 yards and ranked second in the NFL in both gross (47.9) and net (40.8) average
- Placed 27 punts inside the 20
- Averaged a season-high 54.8 yards per punt, including a season-long 68-yarder at Tennessee (9/12)
- Placed a season-high four punts inside the 20 vs. Houston (10/3)

2009 (Oakland 16/0):

- Named to third straight Pro Bowl after leading NFL in gross (51.1) and net (43.9) average
- Recipient of the PFW/PFWA Golden Toe Award, presented to the NFL's top punter or kicker
- Tied a career high with 96 punts, for a career-best 4,909 yards
- Placed 30 punts spotted inside the 20-yard line and registered a punt of 50-or-more yards in all 16 games
- Posted 12 punts of 60-or-more yards
- Had a season-long 70-yard punt at Kansas City (9/20)
- Had eight punts for 427 yards (53.4 gross average) including three inside the 20 at Houston (10/4)
- Tied career highs with 11 punts and five inside the 20 vs. Kansas City (11/15)
- Set a season high with a 54.8 gross average, with a long of 69 at Dallas (11/26)

2008 (Oakland 16/0):

- Named to his fourth Pro Bowl after leading the NFL in net average (41.2) and ranking second in gross average (48.8)
- Punted 90 times for 4,391 yards and had a career-high 33 punts inside the 20
- Registered a punt of 50 or more yards in all 16 games and posted 14 punts of 60 or more yards
- Registered a season-long 70-yard punt vs. San Diego (9/28)
- Tied a career high with five punts inside the 20 vs. New York Jets (10/19)
- Boomed four punts for 50 yards or longer, with a long of 64 vs. Atlanta (11/2)
- Set career highs with 11 punts and 556 yards vs. Carolina (11/9), eclipsing his previous best of 10, as a rookie
- Registered a season-best 58.7 gross average at Denver (11/23)

2007 (Oakland 16/0):

- Earned his third Pro Bowl selection after leading the NFL in both gross (49.1) and net (41.1) average
- Registered a punt of 49 yards or more in all 16 games and had just seven touchbacks, the fewest in his career
- Punted 52 yards to pin Detroit at its 1-yard line in first quarter (9/9)
- Twice pinned the Broncos inside their 10-yard line, one of which led to a Raiders sack in the end zone for a safety at Denver (9/16)
- Had a 69-yard punt in the first quarter and downed the Browns inside their 10 with just over a minute remaining in 26-24 win vs. Cleveland (9/23)
- Punted nine times and helped limit Devin Hester to just 2.3 yards per return, while making one special-teams tackle vs. Chicago (11/11)
- For first time in life at any level, allowed a touchdown return, when Will Blackmon scored on a 57-yard runback in second quarter at Green Bay (12/9)

2006 (Oakland 16/0):

- Played in 16 games and punted 77 times for 3,660 yards, setting a then-club record with a 47.5-yard gross average
- Key in 20-13 win against defending Super Bowl champions, limiting Antonio Holmes to just two returns on seven punts, including three fair catches, two inside the Steelers' 15 vs. Pittsburgh (10/29)
- Punted a season-high 10 times at Seattle (11/6)

2005 (Oakland 16/0):

- Played in all 16 games and punted 82 times for 3,744 yards (45.7 avg.)
- Extended his streak of consecutive games with a punt of 50 yards or more to 33, eclipsing the previous best, a 30-game stretch by Seattle's Rick Tuten from 1993-95, as the longest since the 1970 merger
- Launched 34 punts of 50 yards or more and had two travel at least 60
- Had his best season in terms of placement, downing a career-high 26 punts inside the opponent's 20
- His 45.7 gross average ranked second in the NFL, just 0.003 yards behind Buffalo's Brian Moorman
- Also rushed once for 2 yards
- Recorded an AFC single-game season best gross average of 51.0 yards vs. Kansas City (9/18)
- With a long of 49, snapped his streak of consecutive games with a punt of 50-plus at 33 at New York Jets (12/11)
- Recorded longest punt of season with 64-yarder in second quarter at Denver (12/24)
- Punted a season-high nine times; also placed a season-high four punts inside 20 vs. New York Giants (12/31)

2004 (Oakland 16/0):

- Named to the Pro Bowl for the second time after leading the NFL in gross average for second straight year (46.7)
- Had a punt travel at least 50 yards in every game, booming 29 such punts overall, and had 10 of more than 60 yards



LECHLER, SHANE

- Had 22 punts downed inside 20
- Punted four times for 222 yards (55.5) including punts of 61 and 64 yards at Indianapolis (10/10)
- Averaged a season-high 55.7 yards on three punts for 167 yards and boomed his seventh punt of 60-plus yards with a season-long 67-yarder in the fourth quarter at Carolina (11/7)...Also launched a 56-yarder that landed at the Carolina 1 before Oakland downed it at the 3
- Boomed 67-yarder from the Raiders' 19 to the Atlanta 14 (12/12)...Landed two of his four punts inside the Falcons' 20, one downed at the 10...
- Had two punts downed inside the 20, one that pinned Titans at their 13-yard line with 25 seconds remaining in the game to set up a game-clinching safety vs. Tennessee (12/19)

2003 (Oakland 16/0):

- Named to the Associated Press All-Pro team
- Led NFL with a career-high 4,503 punting yards and posted career highs in attempts (96 – tied in 2009) and punts downed inside the 20 (27 – surpassed in 2008)
- Boomed eight punts of more than 60 yards and two of more than 70
- Averaged more than 50 yards per punt in six games
- His 96 punts tied Ray Guy (1981) for second highest total in Raiders history, behind Leo Araguz (98 in 1998)

2002 (Oakland 14/0, 3/0):

- Helped AFC champion Raiders to Super Bowl with 53 punts for 2,251 yards (42.5), ranking fourth in the AFC and eighth in the NFL
- Placed 18 inside the 20, with only 12 touchbacks
- Inactive for first two games of the season due to quad injury
- Returned from quad injury to make regular-season debut and punted three times for 134 yards (44.7 average) vs. Tennessee (9/29)
- Punted five times for 250 yards (50.0) with a season-long 70-yarder at Buffalo (10/6)
- Placed all three punts inside the 20, a season high vs. New England (11/17)
- Tied a season-high with three punts inside the 20 at Miami (12/15)
- Placed two punts inside the 20 in AFC Divisional game vs. New York Jets (1/12/03)
- Pinned Titans inside 20 on one occasion in AFC championship vs. Tennessee (1/19/03)
- Punted five times for 195 yards (39.0) with a long of 53 yards and two punts placed inside the 20 in Super Bowl XXXVII vs. Tampa Bay (1/26/03)

2001 (Oakland 16/0, 2/0):

- Named to his first Pro Bowl following a spectacular season in which he punted 73 times for 3,375 yards, a 46.2-yard gross average that ranked first in the AFC and second in the NFL
- Pinned opponents inside the 20 on nearly one of every three punts (23-of-73)
- Tied for second in the AFC and third in the NFL with 21 punts of more than 50 yards, and led conference and ranked third in league with eight of better than 60 yards
- Named second-team AP All-Pro, Pro Football Weekly All-AFC, first-team Football Digest All-Pro, and second-team College and Pro Football News Weekly All-Pro
- Hit a season-high 65-yarder at Kansas City (9/9)
- Set season highs with seven punts for 345 yards (49.3 average) at Miami (9/23)
- Averaged a season-high 52.4 yards per attempt at Indianapolis (10/14)
- Placed four punts inside the 20 at Philadelphia (10/28)
- Placed two punts inside the 20 vs. San Diego (11/18)
- Punted twice in AFC Wild Card game vs. New York Jets (1/12/02) for 89 yards and had a long punt of 49 yards
- Saw action in snowy AFC Divisional game at New England (1/19/02) and tied Ray Guy for most punts in a Raiders playoff contest, with nine, for 352 yards (39.1 average)...Had a long punt of 51 yards
- In the Pro Bowl (2/2/03), broke the game's record on two occasions with 70- and 73-yard punts, eclipsing the previous mark, 64 yards (Tom Wittum, 1974, and Darren Bennett, 1996)

2000 (Oakland 16/0, 2/0):

- Had a record-breaking rookie season by punting 65 times for 2,984 yards
- Selected first-team All-Pro by the AP, College & Pro Football Newsweekly, The Sporting News and USA Today
- Picked up second-team honors from Football Digest, and garnered all-rookie team accolades from Football News and Pro Football Weekly
- Averaged 45.91 yards, the second-best punting average by a rookie in NFL history (Frank Sinkwich with Detroit in 1943 averaged 45.92)
- That gross average ranked second in the NFL and broke Ray Guy's 1973 Oakland franchise record of 45.3
- Led NFL in net average (38.0), and tied for second in NFL with 45.9 gross mark, and had 24 inside the 20
- Recorded five punts of 60 or longer, and 19 of 50 or longer and also filled in as a placekicker
- Made NFL debut and amassed 10 punts for 424 yards (42.4) with a season-high five downed inside the 20 vs. San Diego (9/3)
- Launched a season-high 69-yard punt vs. Cleveland (9/24)
- Tied a season high with a 69-yarder vs. Seattle (10/22)
- Served as kicker in place of an injured Sebastian Janikowski, kicking off eight times with one touchback vs. Kansas City (11/5)...Connected on all seven PATs and missed his lone FG attempt, a 33-yarder...(11/19) at NO: Registered a season-high 54.8-yard average to earn AFC Special Teams Player of the Week
- Named AFC Special Teams Player of the Week for a second time, punting seven times for 311 yards (44.4) and placing four inside the 20 vs. New York Jets (12/10)
- Punted five times for 234 yards (46.8) with a long of 54 in AFC Divisional playoff vs. Miami (1/6/01)

- Punted seven times for 315 yards (45.0) in AFC Championship vs. Baltimore (1/14/01), placing four inside 20, with long of 64

COLLEGE:

- Finished college career at Texas A&M as NCAA career record holder in gross average (44.7) and game with a gross average of at least 40.0 yards (37)
- A two-time All-American and a three-time first-team All-Big 12 selection, finished his career with 268 punts for 11,977 yards
- Set school and Big 12 records in career punts, yardage, career gross (44.7) and net average (40.6), career 40- (37) and 50-yard (10) game averages and single-season gross average (46.9, 1997)
- Did not have a punt blocked and did not allow a punt return for a touchdown during his career
- As a senior, earned first-team All-America after averaging 46.5 yards on 60 punts...Posted 17 coffin-corner kicks and produced nine fair catches...Broke his own single-game record with a 57.2 average against Texas Tech, in addition to a 42.7 net, which beat his own school record by over a yard...Also handled kickoff duties and was the holder on placements before taking over the place kicker job for the final two games of the season...Connected on six of eight extra points and on his lone field-goal attempt
- As a junior first-team All-American, averaged 43.6 yards per boot and recorded 21 coffin-corner punts and Compiled a 39.2-yard net average...Threw a touchdown pass on a fake field goal against Texas Tech
- As sophomore, earned first-team All-Big 12 honors and All-America honorable mention after averaging 47.0 yards per punt...His 1997 average shattered the A&M record of 43.8 set by David Davis in 1992...His season net average was 41.3, which broke the school record of 40.1...Earned Big 12 Special Teams Player of the Week honors after averaging 44.0 yards on six punts in the rain vs. Texas
- In 1996 as redshirt freshman, earned Freshman All-America honors from The Sporting News after averaging an A&M freshman record 42.7 yards on 72 punts...Set a single-game school record by averaging 54.7 yards per punt against Iowa State, including a pair of crucial 70-yarders...Saw limited game action at quarterback but did not throw a pass, and convinced by head coach R.C. Slocum to focus on punting, despite playing every down as a high-school player
- History major

PERSONAL:

- As starting quarterback, punter and placekicker, led East Bernard (Texas) High School to a 12-2 record and the quarterfinals of the Texas 2A state quarterfinals as a senior...Completed 87-of-101 passes (86.1 percent) for 1,640 yards and 11 touchdowns
- Passed for nearly 5,000 yards, and averaged 41.6 yards per punt, including 85- and 78-yarders
- Also played baseball, basketball and golf, and competed in track
- Father, Dale, played football at Baylor before coaching Texas high-school football for 17 years
- Mother, Javon, was a point guard at Baylor
- Wife, Erin, was an All-America volleyball player at Texas A&M
- Brother, Derek, also punted for Texas A&M
- One grandfather, Ed, played quarterback at Mississippi State; another grandfather, Buddy Attaway, played at Baylor before signing with the Pittsburgh Steelers
- Worked Ray Guy camps, learning the legend's approach to games, between seasons during college.

Lechler's Career Statistics

Year	Team	G	No	Blk	Yds	Avg	Lg	TB	In20	Net Avg
2000	Oak	16	65	1	2,984	45.9	69	10	24	38.0
2001	Oak	16	73	1	3,375	46.2	65	12	23	35.6
2002	Oak	14	53	0	2,251	42.5	70	12	18	32.7
2003	Oak	16	96	0	4,503	46.9	73	13	27	37.2
2004	Oak	16	73	0	3,409	46.7	67	14	22	37.2
2005	Oak	16	82	0	3,744	45.7	64	9	26	37.9
2006	Oak	16	77	1	3,660	47.5	67	19	19	36.4
2007	Oak	16	73	0	3,585	49.1	70	7	25	41.1
2008	Oak	16	90	0	4,391	48.8	70	13	33	41.2
2009	Oak	16	96	0	4,909	51.1	70	12	30	43.9
2010	Oak	16	77	0	3,618	47.0	68	4	27	40.8
2011	Oak	16	78	0	3,960	50.8	80	9	27	40.9
2012	Oak	16	81	1	3,826	47.2	68	9	21	39.0
Totals		206	1,014	4	48,215	47.5	80	143	322	38.8

Lechler's Career Game Highs

Punts	11	twice, last vs. Kansas City, 11/15/09
Punt Yards	556	vs. Carolina, 11/9/08 (11 punts)
Punts Inside 20	5	three times, last vs. Kansas City, 11/15/09
Long Punt	80	vs. Chicago, 11/27/11
Average (min. 3 punts)	59.0	at Denver, 12/24/05 (five punts)
Net Average	52.2	vs. New York Jets, 10/25/09 (five punts)
(min. 3 punts)		

Lechler's Career Season Highs

Punts	96	2003 and 2009
Punt Yards	4,909	2009 (96 punts)
Punts Inside 20	33	2008 (90 punts)
Average	51.1	2009
Net Average	43.9	2009



JEFF MAEHL WIDE RECEIVER

15

Height: 6-0 | Weight: 184 | College: Oregon |
 Hometown: Paradise, Calif. | 2nd NFL Season |
 2nd with Texans | Age as of Kickoff Weekend 2013: 24 |
 Acquired: CFA-'11 | 2012 GP/GS (Playoffs): 0/0 (0/0) |
 Career GP/GS (Playoffs): 3/0 (0/0) | Teams: Houston, 2011-13 |

TRANSACTIONS: Signed by Houston Texans as an undrafted free agent on July 28, 2011...released by Texans on Sept. 3, 2011...signed by Texans to the practice squad on Sept. 4, 2011...signed from practice squad to active roster by Texans on Dec. 13, 2011...Re-signed by Texans on Jan. 14, 2013.

2012 (Houston 0/0):

- Spent the entire 2012 regular season and postseason on the practice squad

2011 (Houston 3/0, 0/0):

- Spent the first 13 games of the season on the practice squad before being signed to the active roster (12/13)
- Made his NFL debut on special teams vs. Carolina (12/18)
- Saw action at wide receiver and on special teams vs. Tennessee (1/1/12)
- Inactive for both playoff games

COLLEGE:

- Selected to play in the East-West Shrine Game
- Named honorable mention All-America after senior season by SI.com
- First-team All-Pac-10 choice by the Pac-10 coaches, Phil Steele, Scout.com and Rivals.com and was the recipient of the Cargill Award as the team's impact player
- Equaled Samie Parker's (2000-03) school records for receptions in a season (77) and a career (178)
- Tied for the conference lead and ranked 11th nationally with an Oregon single-season record 12 receiving touchdowns
- 24 career TD catches tied the Oregon career mark
- His ten scores by a receiver in conference play were tops in the Pac-10 and second-most in the nation

PERSONAL:

- Ranked among the top 140 prospects in California by SuperPrep
- Attracted three stars from both Rivals.com and Scout.com
- Finished 20th in the CIF Northern Section in scoring (104 points) while finding his way into the end zone as a rusher, receiver, kickoff returner, punt returner and defensive back
- Majored in sociology



DANIEAL MANNING

STRONG SAFETY

38

Height: 5-11 | Weight: 213 | College: Abilene Christian |
 Hometown: Corsicana, Texas | 8th NFL Season |
 3rd with Texans | Age as of Kickoff Weekend 2013: 31 |
 Acquired: UFA-'11 (CHI) | 2012 GP/GS (Playoffs): 16/16 (2/2) |
 Career GP/GS (Playoffs): 106/85 (2/2) |
 Teams: Chicago, 2006-10; Houston, 2011-13 |

TRANSACTIONS: Selected by Chicago Bears in the second round (42nd overall) in the 2006 NFL Draft... Signed with Bears on July 5, 2006... Re-signed with Bears on May 19, 2010... Signed with Houston Texans on July 29, 2011.

CAREER:

- Has played in 106 career games with 85 starts and has recorded 486 total tackles, including 397 solos, 11 interceptions, nine forced fumbles, five fumble recoveries and two field goals blocked
- Excellent kick returner with a career average of 26.8 yards per return on 115 attempts, which is the fourth-highest kickoff return average since entering the League in 2006

2012 (Houston 16/16, 2/2):

- Had a career-high 96 tackles (87 solo) to go along with one sack, three forced fumbles and two interceptions for the season
- Made seven tackles (five solo) and recovered a fumble in the season opener vs. Miami (9/9)
- Had five tackles (three solo) at Jacksonville (9/16)
- Intercepted his first pass of the season and returned it 55 yards for a touchdown vs. Tennessee (9/30), giving him his first career interception return for a touchdown
- Recorded two tackles (both solo) and one pass defended at the New York Jets (10/8)
- Made seven tackles (six solo) vs. Buffalo (11/4)
- Intercepted a Jay Cutler pass in the first quarter, recorded eight solo tackles and a forced fumble at Chicago (11/11)
- Collected 10 tackles and registered his third career sack and a forced fumble vs. Jacksonville (11/18)
- Recorded nine tackles, two passes defended, and forced a fumble for the third consecutive game at Detroit (11/22)
- Made six tackles and had a pass defended at Tennessee (12/2)
- Registered eight tackles at New England (12/10)
- Collected eight tackles vs. Indianapolis (12/16)
- Had five tackles (four solo) vs. Minnesota (12/23)
- Tallied three tackles (one solo), a pass defended, and returned his only kickoff of the season for 18 yards at Indianapolis (12/30)
- Had one tackle and two kickoff returns for 47 yards in AFC Wild Card Playoff vs. Cincinnati (1/5/13)
- Set the AFC Divisional round record for return yards in a game with 216, including a 94-yard return on the opening kickoff, and had six tackles in the AFC Divisional Playoff at New England (1/13/13)

2011 (Houston 13/13, 2/2):

- Ranked fourth on the team with 59 tackles and tied a career high with two interceptions despite missing three games with a lower leg injury
- Made seven tackles (two solo) and averaged 38.5 yards on two kickoff returns at Miami (9/18)
- Recorded his first interception as a Texan, picking off a Drew Brees pass and returning it 22 yards to set up fourth-quarter touchdown at New Orleans (9/25)
- Blocked a field goal to end the first half and made five solo tackles vs. Pittsburgh (10/2)
- Averaged 22.5 yards on four kickoff returns including a long of 36 yards vs. Oakland (10/9)
- Led all Texans with 11 tackles (nine solo) at Baltimore (10/16)
- Intercepted a Matt Hasselbeck pass in the second quarter at Tennessee (10/23) before leaving the game with a lower leg injury
- Returned to the lineup and made one solo tackle vs. Jacksonville (11/27)
- Made three solo tackles and broke up a pass vs. Atlanta (12/4)
- Led the defense with 11 tackles (eight solo) at Cincinnati (12/11)
- Had four solo tackles vs. Carolina (12/18)
- Recorded seven tackles (five solo) and his first career postseason interception in AFC Wild Card Playoff vs. Cincinnati (1/7/12)
- Made nine tackles (eight solo) and one pass defended and averaged 33.3 yards on four kickoff returns, including a 60-yard return to open the game in AFC Divisional Playoff at Baltimore (1/15/12)

2010 (Chicago 16/16, 2/2):

- Started all 16 games for the first time in his career and finished the year with 72 tackles, 59 solos, and one interception
- Made a season-high 11 tackles at the New York Giants (10/3)
- Intercepted a pass vs. Washington (10/24), the seventh pick of his career

2009 (Chicago 15/10):

- Made 10 tackles at Cincinnati (10/25)
- Intercepted a pass vs. Cleveland (11/1) and returned it 35 yards
- Registered a season-high 12 tackles, including 10 solos, vs. Arizona (11/8)

2008 (Chicago 14/1):

- Intercepted a pass vs. Jacksonville (12/7) and returned it 42 yards
- Scored his first career touchdown on an 83-yard kickoff return vs. New Orleans (12/11)
- Reeled off a 70-yard kickoff return vs. Green Bay (12/22)
- Started the season finale at Houston (12/28) and registered a season-high six tackles, including five solo stops and averaged 31.2 yards per return on six attempts

2007 (Chicago 16/15):

- Started the second game of the year vs. Kansas City (9/16) and made an interception, which he returned 33 yards
- Made a career-high 13 tackles, including 11 solos, in the season finale vs. New Orleans (12/30)

2006 (Chicago 16/14, 3/3):

- Played in all 16 games as a rookie, starting 14, and finished the year with two interceptions, four forced fumbles and two fumble recoveries
- Made his NFL debut in the season opener at Green Bay (9/10) and intercepted a pass which he returned 15 yards
- Made his first career start at free safety at Minnesota (9/24) and made four solo tackles
- Made a season-high 10 tackles vs. Miami (11/5)
- Had four tackles (three solo) in NFC Divisional Playoff vs. Seattle (1/14/07)
- Recovered a fumble in NFC Championship vs. New Orleans (1/21/07)
- Made six tackles (five solo) in Super Bowl vs. Indianapolis (2/4/07)

COLLEGE:

- Was a three-year starter at Abilene Christian and became the second-highest drafted player in school history
- Started all 30 games at ACU and finished his career with 159 tackles, two sacks, 11 interceptions, 12 tackles for loss, six forced fumbles, four fumble recoveries and four blocked kicks

PERSONAL:

- Native Texan who hails from Corsicana
- Was a three-year starter at Corsicana High and earned second-team All-State mention from the Associated Press and Texas Sports Writers Association as a senior
- Finished second in the state in the 100 meters and triple jump and was fourth in the 200 meters

Manning's 2012 Season Statistics

Date, Opp	Tackles					Interceptions					Fumbles				
	G	GS	Tot	Solo	Asst	Sk	Yds	No	Yds	Lg	TD	PD	FF	FR	Yds
9/9 vs. MIA	1	1	7	5	2	0.0	0.0	0	0	0	0	0	0	1	0
9/16 @ JAX	1	1	5	3	2	0.0	0.0	0	0	0	0	0	0	0	0
9/23 @ DEN	1	1	3	3	0	0.0	0.0	0	0	0	0	0	0	0	0
9/30 vs. TEN	1	1	8	8	0	0.0	0.0	1	55	55	1	2	0	0	0
10/8 @ NYJ	1	1	2	2	0	0.0	0.0	0	0	0	0	1	0	0	0
10/14 vs. GB	1	1	5	4	1	0.0	0.0	0	0	0	0	0	0	0	0
10/21 vs. BAL	1	1	2	2	0	0.0	0.0	0	0	0	0	0	0	0	0
11/4 vs. BUF	1	1	7	6	1	0.0	0.0	0	0	0	0	0	0	0	0
11/11 @ CHI	1	1	8	8	0	0.0	0.0	1	4	4	0	1	1	0	0
11/18 vs. JAX	1	1	10	10	0	1.0	0.0	0	0	0	0	0	1	0	0
11/22 @ DET	1	1	9	9	0	0.0	0.0	0	0	0	2	1	0	0	0
12/2 @ TEN	1	1	6	6	0	0.0	0.0	0	0	0	0	1	0	0	0
12/10 @ NE	1	1	8	8	0	0.0	0.0	0	0	0	0	0	0	0	0
12/16 vs. IND	1	1	8	8	0	0.0	0.0	0	0	0	0	0	0	0	0
12/23 vs. MIN	1	1	5	4	1	0.0	0.0	0	0	0	0	0	0	0	0
12/30 @ IND	1	1	3	1	2	0.0	0.0	0	0	0	0	1	0	0	0
2012 Totals	16	16	96	87	9	1.0	0.0	2	59	55	1	8	3	1	0

Manning's Career Statistics

Year Team	Tackles					Interceptions					Fumbles				
	G	GS	Tot	Solo	Asst	Sk	Yds	No	Yds	Lg	TD	PD	FF	FR	Yds
2006 Chi	16	14	64	47	17	0.0	0.0	2	26	15	0	7	4	1	0
2007 Chi	16	15	79	68	11	0.0	0.0	2	33	33	0	6	0	0	0
2008 Chi	14	1	27	22	5	1.0	9.0	1	42	42	0	4	0	0	0
2009 Chi	15	10	89	70	19	1.0	11.0	1	35	35	0	2	2	3	4
2010 Chi	16	16	72	59	13	0.0	0.0	1	0	0	0	7	0	0	0
2011 Hou	13	13	59	44	15	0.0	0.0	2	22	22	0	5	0	0	0
2012 Hou	16	16	96	87	9	1.0	0.0	2	59	55	1	8	3	1	0
NFL Totals	106	85	486	397	89	3.0	20.0	11	217	55	1	39	9	5	4

Manning's 2012 Season Highs

Tackles	10	vs. Jacksonville, 11/18/12
Fumble Recoveries	1	vs. Miami, 9/9/12
Interceptions	1	twice, most recent: at Chicago, 11/11/12
Forced Fumbles	1	three times, most recent: at Detroit, 11/22/12
Sacks	1	vs. Jacksonville, 11/18/12
Passes Defensed	2	twice, most recent: at Detroit, 11/22/12

Manning's Career Highs

Tackles	15	vs. Jacksonville, 11/2/08
Interceptions	2	vs. Buffalo, 11/21/10
Passes Defensed	5	vs. Baltimore, 11/8/09
Fumble Recoveries	1	four times, most recent: vs. Miami, 9/9/12
Blocked Kicks	1	twice: vs. Pittsburgh, 10/2/11; at Detroit, 9/30/07

Additional Statistics

Special Teams Tackles: 5 total; last at Pittsburgh (11/15/09)



MANNING, DANIEAL

Manning's 2012 Playoff Statistics

Date, Opp	Tackles					Interceptions					Fumbles				
	G	GS	TotSolo	Asst	Sk	Yds	No	Yds	Lg	TD	PD	FF	FR	Yds	TD
1/5/13 vs. CIN (WC)	1	1	1	1	0	0.0	0	0	0	0	0	0	0	0	0
1/13/13 at NE (Div)	1	1	6	3	3	0.0	0	0	0	0	0	0	0	0	0
2012 Totals	2	2	7	4	3	0.0	0	0	0	0	0	0	0	0	0

Manning's Career Playoff Statistics

Date, Opp	Tackles					Interceptions					Fumbles				
	G	GS	TotSolo	Asst	Sk	Yds	No	Yds	Lg	TD	PD	FF	FR	Yds	TD
1/14/07 vs. SEA (Div)	1	1	4	3	1	0.0	0	0	0	0	0	0	0	0	0
1/21/07 vs. NO (Conf)	1	1	1	1	0	0.0	0	0	0	0	0	0	1	0	0
2/4/07 vs. IND (SB)	1	1	6	5	1	0.0	0	0	0	0	0	0	0	0	0
1/16/11 vs. SEA (Div)	1	1	2	2	0	0.0	0	0	0	0	0	0	0	0	0
1/23/11 vs. GB (Conf)	1	1	6	5	1	0.0	0	0	0	0	0	0	0	0	0
1/7/12 vs. CIN (WC)	1	1	7	5	2	0.0	1	0	0	0	1	0	0	0	0
1/15/12 at BAL (Div)	1	1	9	8	1	0.0	0	0	0	0	1	0	0	0	0
1/5/13 vs. CIN (WC)	1	1	1	1	0	0.0	0	0	0	0	0	0	0	0	0
1/13/13 at NE (Div)	1	1	6	3	3	0.0	0	0	0	0	0	0	0	0	0
Career Totals	9	9	42	33	9	0.0	1	0	0	0	2	0	1	0	0

Manning's 2012 Season Statistics

Date, Opp	Kickoff Returns					Punt Returns					TD
	No	Yds	Avg	Lg	TD	No	FC	Yds	Avg	Lg	
9/9 vs. MIA	0	0	--	--	0	0	0	0	--	--	0
9/16 @ JAX	0	0	--	--	0	0	0	0	--	--	0
9/23 @ DEN	0	0	--	--	0	0	0	0	--	--	0
9/30 vs. TEN	0	0	--	--	0	0	0	0	--	--	0
10/8 @ NYJ	0	0	--	--	0	0	0	0	--	--	0
10/14 vs. GB	0	0	--	--	0	0	0	0	--	--	0
10/21 vs. BAL	0	0	--	--	0	0	0	0	--	--	0
11/4 vs. BUF	0	0	--	--	0	0	0	0	--	--	0
11/11 @ CHI	0	0	--	--	0	0	0	0	--	--	0
11/18 vs. JAX	0	0	--	--	0	0	0	0	--	--	0
11/22 @ DET	0	0	--	--	0	0	0	0	--	--	0
12/2 @ TEN	0	0	--	--	0	0	0	0	--	--	0
12/10 @ NE	0	0	--	--	0	0	0	0	--	--	0
12/16 vs. IND	0	0	--	--	0	0	0	0	--	--	0
12/23 vs. MIN	0	0	--	--	0	0	0	0	--	--	0
12/30 @ IND	1	18	18.0	18	0	0	0	0	--	--	0
2012 Totals	1	18	18.0	18	0	0	0	0	--	--	0

Manning's Career Statistics

Year	Team	Kickoff Returns					Punt Returns					TD
		No	Yds	Avg	Lg	TD	No	FC	Yds	Avg	Lg	
2006	Chi	1	20	20.0	20	0	0	0	0	--	--	0
2007	Chi	3	61	20.3	21	0	0	0	0	--	--	0
2008	Chi	36	1,070	29.7	83	1	0	0	0	--	--	0
2009	Chi	28	744	26.6	59	0	0	0	0	--	--	0
2010	Chi	33	816	24.7	62	0	0	0	0	--	--	0
2011	Hou	13	356	27.4	46	0	0	0	0	--	--	0
2012	Hou	1	18	18.0	18	0	0	0	0	--	--	0
NFL Totals		115	3,085	26.8	83	1	0	0	0	--	--	0

Manning's 2012 Season Highs

Kickoff Return Yards 18 at Indianapolis, 12/30/12

Manning's Career Highs

Kickoff Return Yards 187 at Houston, 12/28/08
 Kickoff Return Long 83t vs. New Orleans, 12/11/08
 Kickoff Return TD 1 vs. New Orleans, 12/11/08

Manning's 2012 Playoff Statistics

Date, Opp	Kickoff Returns					Punt Returns					TD
	No	Yds	Avg	Lg	TD	No	FC	Yds	Avg	Lg	
1/5/13 vs. CIN (WC)	2	47	23.5	26	0	0	0	0	--	--	0
1/13/13 at NE (Div)	4	216	54.0	94	0	0	0	0	--	--	0
2012 Totals	6	263	43.8	94	0	0	0	0	--	--	0

Manning's Career Playoff Statistics

Date, Opp	Kickoff Returns					Punt Returns					TD
	No	Yds	Avg	Lg	TD	No	FC	Yds	Avg	Lg	
1/7/12 vs. CIN (WC)	0	0	--	--	0	0	0	0	--	--	0
1/15/12 at BAL (Div)	4	133	33.3	60	0	0	0	0	--	--	0
1/5/13 vs. CIN (WC)	2	47	23.5	26	0	0	0	0	--	--	0
1/13/13 at NE (Div)	4	216	54.0	94	0	0	0	0	--	--	0
Career Totals	10	396	39.6	94	0	0	0	0	--	--	0



KESHAWN MARTIN

WIDE RECEIVER

Height: 5-11 | Weight: 190 | College: Michigan State |
 Hometown: Inkster, Mich. | 2nd NFL Season |
 2nd with Texans | Age as of Kickoff Weekend 2013: 23 |
 Acquired: D4a, 2012 (121st overall) | 2012 GP/GS (Playoffs): 16/1 (2/0) |
 Career GP/GS (Playoffs): 16/1 (2/0) | Teams: Houston, 2012-13 |

82

TRANSACTIONS: Selected by Houston Texans in the fourth round (121st overall) of the 2012 NFL Draft... Signed by Texans on May 14, 2012.

2012 (Houston 16/1, 2/0):

- Made his professional debut at wide receiver in the season opener vs. Miami (9/9)
- Caught two passes for 20 yards and had one carry for 21 yards at Denver (9/23)
- Had 19 yards receiving on two receptions, including a long of 17 yards vs. Tennessee (9/30)
- Rushed once for 14 yards at the New York Jets (10/8)
- Returned three kickoffs an average of 21.7 yards and had two punt returns including a long of 19 yards vs. Green Bay (10/14)
- Returned three kickoffs for 62 yards and notched two punt returns including a long of 26 yards vs. Buffalo (11/4)
- Made his first career start and caught his first career touchdown pass on a 9-yard score in the first quarter to go along with an NFL season-high 238 total return yards (76 punt returns, 162 kickoff returns) vs. Jacksonville (11/18)
- Averaged 24.2 yards on five kickoff returns at Detroit (11/22)
- Returned a first quarter punt 42 yards at Tennessee (12/2), his second return of more than 40 yards during the season
- Averaged 21.0 yards on four kickoff returns and 8.0 yards on two punt returns vs. Minnesota (12/23)
- Had three kickoff returns for an average of 31.0 yards and a punt return for 23 yards at Indianapolis (12/30)
- Made his playoff debut and rushed once for a 16-yard pickup and returned two punts a total of 14 yards in the AFC Wild Card Playoff vs. Cincinnati (1/5/13)
- Had three punt returns for a total of 17 yards, including a long of 12 yards in AFC Divisional Playoff at New England (1/13/13)

COLLEGE:

- Four-year letter winner finished his career ranked second in Michigan State history in punt return yards (659), fourth in punt returns (65), eighth in kick return yards (1,100) and kick returns (47), 10th in all-purpose yards (4,013), 11th in receptions (127), 16th in receiving yards (1,714) and tied for 17th in touchdown receptions (10)
- Appeared in 48 games, including 16 starts
- Averaged 8.4 yards per carry in his career (64 carries for 540 rushing yards)
- Scored 17 total touchdowns in his career (10 receptions; three rush; two punt returns; one pass; one kick return)
- Accounted for touchdowns in five different ways in his career (rushing, receiving, passing, punt return and kick return)
- One of three Spartans in school history to return two punts for touchdowns
- Completed 8-of-9 passes in his career for 158 yards and two touchdowns
- Led the team with 59 plays of 20-plus yards and 17 plays of 40-plus yards for his career
- Yahoo! Sports All-Big Ten second team as a punt returner for his senior season
- Second on the team with career highs of 66 receptions and 777 receiving and had four receiving touchdowns
- 2010 first-team All-Big Ten as a punt returner by Rivals.com, CollegeFootballNews.com and Phil Steele
- Led the Big Ten and ranked 11th in the NCAA, averaging 14.2 yards on 16 punt returns his junior year
- Named to ESPN.com's Big Ten All-Bowl Team in 2009
- Accounted for a team-best 1,451 all-purpose yards, averaging 18.1 yards every time he touched the football (80 total touches)
- Accounted for 234 all-purpose yards, catching 11 passes for 132 yards (12.0 avg.), nine rushes for 51 yards (5.7 avg.) and completed 2-of-3 passes for 59 yards as a freshman

PERSONAL:

- Two-year starter at John Glenn High School in Westland, Mich. where he earned all-conference honors as a quarterback after accounting for 1,551 total yards and 17 touchdowns in 2007
- All-state (Division 1) selection as a defensive back in 2007 and Detroit News All-Metro West Team as a senior
- Also participated in basketball and track

Martin's 2012 Season Statistics

Date, Opp	GP	GS	Rush	Yds	Avg	Lg	TD	Rec	Yds	Avg	Lg	TD
9/9 vs. MIA	1	0	0	0	--	--	0	0	0	--	--	0
9/16 @ JAX	1	0	0	0	--	--	0	0	0	--	--	0
9/23 @ DEN	1	0	1	21	21.0	21	0	2	20	10.0	18	0
9/30 vs. TEN	1	0	0	0	--	--	0	2	19	9.5	17	0
10/8 @ NYJ	1	0	1	14	14.0	14	0	0	0	--	--	0
10/14 vs. GB	1	0	0	0	--	--	0	2	24	12.0	12	0
10/21 vs. BAL	1	0	0	0	--	--	0	0	0	--	--	0
11/4 vs. BUF	1	0	1	1	1.0	1	0	0	0	--	--	0
11/11 @ CHI	1	0	0	0	--	--	0	0	0	--	--	0
11/18 vs. JAX	1	1	0	0	--	--	0	1	9	9.0	9	1
11/22 @ DET	1	0	1	17	17.0	17	0	2	17	8.5	11	0
12/2 @ TEN	1	0	0	0	--	--	0	0	0	--	--	0
12/10 @ NE	1	0	0	0	--	--	0	1	-4	-4.0	-4	0
12/16 vs. IND	1	0	0	0	--	--	0	0	0	--	--	0
12/23 vs. MIN	1	0	0	0	--	--	0	0	0	--	--	0
12/30 @ IND	1	0	0	0	--	--	0	0	0	--	--	0
2012 Totals	16	1	4	53	13.3	21	0	10	85	8.5	18	1

Martin's 2012 Season Highs

Receptions	2	four times, most recent at Detroit (17 yards), 11/22/12
Receiving Yards	24	vs. Green Bay (2 receptions), 10/14/12
Touchdowns	1	vs. Jacksonville, 11/18/12
Rushing Attempts	1	four times, most recent: at Detroit, 11/22/12
Rushing Yards	21	at Denver (1 attempt), 9/23/12

Martin's 2012 Season Statistics

	Kickoff Returns					Punt Returns					
Date, Opp	No	Yds	Avg	Lg	TD	No	FC	Yds	Avg	Lg	TD
9/9 vs. MIA	0	0	--	--	0	0	0	0	--	--	0
9/16 @ JAX	0	0	--	--	0	6	2	77	--	--	0
9/23 @ DEN	0	0	--	--	0	4	2	19	--	--	0
9/30 vs. TEN	0	0	--	--	0	4	0	34	--	--	0
10/8 @ NYJ	0	0	--	--	0	1	1	3	--	--	0
10/14 vs. GB	3	65	21.7	31	0	1	2	19	19.0	19	0
10/21 vs. BAL	1	17	17.0	17	0	4	0	9	2.3	7	0
11/4 vs. BUF	3	62	20.7	28	0	2	1	34	17.0	26	0
11/11 @ CHI	3	66	22.0	23	0	0	1	0	--	--	0
11/18 vs. JAX	5	162	32.4	54	0	2	2	76	38.0	71	0
11/22 @ DET	5	121	24.2	30	0	3	1	10	3.3	7	0
12/2 @ TEN	1	14	14.0	14	0	4	0	67	16.8	42	0
12/10 @ NE	2	39	19.5	27	0	2	1	1	0.5	1	0
12/16 vs. IND	1	18	18.0	18	0	2	1	12	6.0	12	0
12/23 vs. MIN	4	84	21.0	24	0	2	1	16	8.0	11	0
12/30 @ IND	3	93	31.0	23	0	1	0	23	23.0	23	0
2012 Totals	31	741	23.9	54	0	38	15	400	10.5	71	0

Martin's Career Returning Season Highs

Kickoff Return Yards	162	vs. Jacksonville (5 returns), 11/18/12
Kickoff Return Long	54	vs. Jacksonville, 11/18/12
Punt Return Yards	77	at Jacksonville (2 returns), 9/16/12
Punt Return Long	71	vs. Jacksonville, 11/18/12



BRICE McCAIN CORNERBACK

Height: 5-9 | Weight: 182 | College: Utah |
Hometown: Terrell, Texas | 5th NFL Season |
5th with Texans | Age as of Kickoff Weekend 2013: 26 |
Acquired: D6-'09 (188th overall) | 2012 GP/GS (Playoffs): 12/2 (0/0) |
Career GP/GS (Playoffs): 56/6 (2/0) | Teams: Houston, 2009-13 |

21

TRANSACTIONS: Selected by Houston Texans in the sixth round (188th pick overall) of the 2009 NFL Draft...Signed by Texans on June 8, 2009...Placed on injured reserve with designation to return on Dec. 4, 2012 with a left foot injury...Re-signed with the Texans on March 20, 2013.

CAREER:

- Has played in 56 career games with six starts, including action in all 16 games in 2011
- Has four career interceptions, including a 38-yard return for a touchdown at Tennessee in 2011
- Has made 81 tackles in his career, 71 of which were solo stops

2012 (Houston 12/2, 00):

- Finished the 2012-13 season with 23 tackles (20 solo), one interception, eight passes defended and .5 sacks in 12 games
- Made four tackles (three solo) and added two special teams tackles vs. Miami (9/9)
- Made two solo tackles and broke up a pass at Denver (9/23)
- Teamed with Bradie James to sack Mark Sanchez and intercepted a pass, returning it 86 yards at the New York Jets (10/8)
- Had a season-high two passes defended vs. Baltimore (10/21)
- Made three tackles (two solo) and added a pass defended vs. Buffalo (11/4)
- Collected three tackles (two solo) at Chicago (11/11)
- Registered two tackles and one pass defended vs. Jacksonville (11/18)
- Recorded two tackles at Detroit (11/22)
- Collected one pass defended at Tennessee (12/2)
- Placed on injured reserve in Week 14 with the designation to return (12/4)

2011 (Houston 16/0, 2/0):

- Had a season-high two passes defended and one special teams tackle at Miami (9/18)
- Made three solo tackles vs. Pittsburgh (10/2)
- Made one solo tackle and had one pass defended vs. Oakland (10/9)
- Intercepted a Matt Hasselbeck pass in the fourth quarter and returned it 38 yards for a touchdown at Tennessee (10/23)
- Had three solo tackles vs. Jacksonville (10/30)
- Made a special teams tackle vs. Cleveland (11/6)
- Intercepted a Josh Freeman pass and returned it 10 yards at Tampa Bay (11/13)
- Broke up a Luke McCown pass on fourth down to seal the victory at Jacksonville (11/27)
- Was second on the team with seven tackles (six solo) while also breaking up two passes at Indianapolis (12/22)
- Led the defense with three passes defended to go along with two solo tackles vs. Tennessee (1/1/12)
- Made his postseason debut and finished with two passes defended in AFC Wild Card playoff vs. Cincinnati (1/7/12)

2010 (Houston 12/2):

- Saw action in 12 games with two starts where he made 11 tackles (seven solo) and had two passes defended
- Made his first career start at cornerback, making seven tackles (five solo) vs. Indianapolis (9/12)
- Had two tackles (one solo) and a pass defended at Oakland (10/3)
- Made five tackles (four solo) at Indianapolis (11/1)

2009 (Houston 16/0):

- Made professional debut vs. the New York Jets (9/13) and registered two tackles (two solo) while also participating on special teams
- Made his first career interception vs. Indianapolis (11/29)
- Had five tackles (five solo) at Jacksonville (12/6)
- Had a pass defended that clinched the victory vs. New England (1/3/10) and a special teams tackle

COLLEGE:

- Three-year starter played in 49 games, starting 39, at Utah
- Won all-Mountain West recognition as a defensive back (2007-08) and kick returner (2006)
- Made 103 career tackles while his 21 career pass breakups were tied for sixth all-time at Utah
- Had 37 kick returns for 846 yards (22.9 avg.)
- Economics major

PERSONAL:

- All-state, all-area and all-district as a running back and defensive back
- County and Terrell High (Texas) MVP
- Played cornerback, wide receiver and running back and returned punts and kickoffs
- Also lettered in basketball and track, where he ran the 100 meters in 10.3 seconds and was on the 400-meter relay team that placed second in the state

McCain's 2012 Season Statistics

	Tackles						Interceptions					Fumbles				
Date, Opp	G	GS	Tot	Solo	Asst	Sk	Yds	No	Yds	Lg	TD	PD	FF	FR	Yds	TD
9/9 vs. MIA	1	0	4	3	1	0.0	0.0	0	0	0	0	0	0	0	0	0
9/16 @ JAX	1	0	0	0	0	0.0	0.0	0	0	0	0	0	0	0	0	0
9/23 @ DEN	1	0	2	2	0	0.0	0.0	0	0	0	0	1	0	0	0	0
9/30 vs. TEN	1	0	1	1	0	0.0	0.0	0	0	0	0	0	0	0	0	0
10/8 @ NYJ	1	0	2	2	0	0.5	4.0	1	86	86	0	1	0	0	0	0
10/14 vs. GB	1	1	2	2	0	0.0	0.0	0	0	0	0	1	0	0	0	0
10/21 vs. BAL	1	0	2	2	0	0.0	0.0	0	0	0	0	2	0	0	0	0
11/4 vs. BUF	1	0	3	2	0	0.0	0.0	0	0	0	0	1	0	0	0	0
11/11 @ CHI	1	0	3	2	1	0.0	0.0	0	0	0	0	0	0	0	0	0
11/18 vs. JAX	1	0	2	2	0	0.0	0.0	0	0	0	0	1	0	0	0	0
11/22 @ DET	1	0	2	2	0	0.0	0.0	0	0	0	0	0	0	0	0	0
12/2 @ TEN	1	1	0	0	0	0.0	0.0	0	0	0	0	1	0	0	0	0
12/10 @ NE							INJURED RESERVE									
12/16 vs. IND							INJURED RESERVE									
12/23 vs. MIN							INJURED RESERVE									
12/30 @ IND							INJURED RESERVE									
2012 Totals	12	2	23	20	2	0.5	4.0	1	86	86	0	8	0	0	0	0

McCain's Career Statistics

		Tackles							Interceptions					Fumbles			
Year	Team	G	GS	Tot	Solo	Asst	Sk	Yds	No	Yds	Lg	TD	PD	FF	FR	Yds	TD
2009	Hou	16	1	11	10	1	0.0	0.0	1	0	0	0	2	0	0	0	0
2010	Hou	12	3	22	17	5	0.0	0.0	0	0	0	0	2	0	0	0	0
2011	Hou	16	0	25	24	1	0.0	0.0	2	48	38	1	13	0	0	0	0
2012	Hou	12	2	23	20	2	0.5	4.0	1	86	86	0	8	0	0	0	0
NFL Totals		56	6	81	71	9	0.5	4.0	4	134	86	1	25	0	0	0	0

McCain's 2012 Season Highs

Tackles	4	vs. Miami, 9/9/12
Interceptions	1	at New York Jets (M. Sanchez), 10/8/12
Long Interception	86	at New York Jets, 10/8/12
Sacks	0.5	at New York Jets, 10/8/12
Passes Defensed	2	vs. Baltimore, 10/21/12

McCain's Career Highs

Tackles	7	twice, most recent: at Indianapolis, 12/22/11
Interceptions	1	four times, most recent: at New York Jets (M. Sanchez), 10/8/12
Long Interception	86	at New York Jets, 10/8/12
Passes Defensed	3	vs. Tennessee, 1/1/12
Touchdowns	1	at Tennessee (interception return), 10/23/11

Additional Statistics

Special Teams Tackles: 9 total; 2009 - 4, 2011 - 3, 2012 - 5.



TERRELL McCLAIN

NOSE TACKLE

97

Height: 6-2 | Weight: 304 | College: South Florida |
 Hometown: Pensacola, Fla. | 3rd NFL Season |
 2nd with Texans | Age as of Kickoff Weekend 2012: 24 |
 Acquired: FA-'12 | 2012 GP/GS (Playoffs): 4/0 (0/0) |
 Career GP/GS (Playoffs): 16/12 (0/0) | Teams: Carolina, 2011; New England
 2012; Houston, 2012-13 |

TRANSACTIONS: Selected by the Carolina Panthers in the third round (65th overall) of the 2011 NFL Draft...Signed by Panthers on Aug. 1, 2011...Placed on injured reserve on Dec. 6, 2011...Released by Panthers on Sept. 2, 2012...Signed by New England Patriots on Sept. 26, 2012...Released by Patriots on Oct. 3, 2012...Signed by Houston Texans on Oct. 29, 2012.

2012 (New England 1/0, Houston 3/0):

- Signed by New England Patriots (9/26) and made his season debut at Buffalo (9/30) before being released (10/3)
- Signed by Houston Texans (10/29) and dressed but did not play at Chicago (11/11)
- Made his Texans debut vs. Jacksonville (11/18)
- Inactive for five games during the regular season and both postseason games

2011 (Carolina 12/12):

- Started 12 games at defensive tackle recording 20 tackles (14 solo), one sack and a fumble recovery before suffering a season-ending knee injury
- Recovered a John Beck fumble vs. Washington (10/23)
- Brought down Christian Ponder vs. Minnesota (10/30) for his first career sack
- Had three solo tackles vs. Tennessee (11/13)
- Had two solo tackles before leaving the game with a left knee injury at Tampa Bay (12/4)
- Placed on injured reserve (12/6)

COLLEGE:

- Played in 50 games with 33 starts at South Florida gathering 89 tackles, 17 tackles for loss, 7.5 sacks, 10 quarterback pressures, two forced fumbles, one fumble recovery and one pass defended
- First-team All-Big East choice as a senior in 2010, helping the Bulls rank 17th nationally in total defense, allowing 317.9 yards per game
- Started 13 games his senior season, posting 24 tackles, 4.5 tackles for loss, three sacks and team-high five quarterback pressures
- Played in 13 games with 11 starts as a junior in 2009 on a defensive unit that ranked second in the conference and 19th in the nation in scoring defense
- Played in 12 games with nine starts as a sophomore in 2008, notching 3.5 tackles for loss and three sacks
- Saw action in 12 games as a freshman in 2007

PERSONAL:

- Attended Pensacola (Fla.) High School where he recorded 65 tackles and eight sacks as a senior
- Class 3A first team all-state in 2006

McClain's 2012 Season Statistics

Date, Opp	Tackles						Interceptions						Fumbles					
	G	GS	Tot	Solo	Asst	Sk	Yds	No	Yds	Lg	TD	PD	FF	FR	Yds	TD		
9/9 vs. MIA								NOT WITH TEAM										
9/16 @ JAX								NOT WITH TEAM										
9/23 @ DEN								NOT WITH TEAM										
9/30 @ BUF*	1	0	0	0	0	0.0	0.0	0	0	0	0	0	0	0	0	0		
10/8 @ NYJ								NOT WITH TEAM										
10/14 vs. GB								NOT WITH TEAM										
10/21 vs. BAL								NOT WITH TEAM										
11/4 vs. BUF								INACTIVE										
11/11 @ CHI								DID NOT PLAY										
11/18 vs. JAX	1	0	0	0	0	0.0	0.0	0	0	0	0	0	0	0	0	0		
11/22 @ DET	1	0	0	0	0	0.0	0.0	0	0	0	0	0	0	0	0	0		
12/2 @ TEN	1	0	1	0	1	0.0	0.0	0	0	0	0	0	0	0	0	0		
12/10 @ NE								INACTIVE										
12/16 vs. IND								INACTIVE										
12/23 vs. MIN								INACTIVE										
12/30 @ IND								INACTIVE										
2012 Totals	4	0	1	0	1	0.0	0.0	0	0	0	0	0	0	0	0	0		

McClain's Career Statistics

		Tackles							Interceptions					Fumbles			
Year	Team	G	GS	Tot	Solo	Asst	Sk	Yds	No	Yds	Lg	TD	PD	FF	FR	Yds	TD
2011	Car	12	12	20	14	6	1.0	0.0	0	0	0	0	0	0	1	0	0
2012	NE/Hou	4	0	1	0	1	0.0	0.0	0	0	0	0	0	0	0	0	0
NFL Totals		16	12	21	14	7	1.0	0.0	0	0	0	0	0	0	1	0	0

McClain's Career Highs

Tackles	4	vs. Minnesota, 10/30/11
Sacks	1	vs. Minnesota (C. Ponder), 10/30/11
Fumble Recoveries	1	vs. Washington, 10/23



STEPHEN MCGEE

QUARTERBACK

3

Height: 6-3 | Weight: 227 | College: Texas A&M |
 Hometown: Round Rock, Texas | 2nd NFL Season |
 1st with Texans | Age as of Kickoff Weekend 2013: 27 |
 Acquired: FA-'13 | 2012 GP/GS: 0/0 |
 Career GP/GS: 3/1 | Teams: Dallas, 2009-2011; Houston, 2013 |

TRANSACTIONS: Selected by Dallas Cowboys in the fourth round (101st overall) in the 2009 NFL Draft... Released by Cowboys on Sept. 1, 2012...Signed by Houston Texans on Jan. 24, 2013.

2011 (Dallas 1/0):

- Took over for an injured Tony Romo in the first quarter vs. Philadelphia (12/24) and completed 24-of-38 passes for 182 yards and a touchdown while rushing for 28 yards
- Inactive for two games and did not play in 13 games

2010 (Dallas 2/1):

- Saw action in two games, completeing 22-of-44 passes for 238 yards and two touchdowns
- Made his NFL debut at Arizona (12/25), completeing 11-of-17 passes for 111 yards and a touchdown
- Made his first career start at Philadelphia (1/2/11), completeing 11-of-17 passes for 127 yards and a touchdown to earn his first career NFL win in come-from-behind fashion

2009 (Dallas 0/0, 0/0):

- Inactive as the third quarterback for all 16 regular season games and two playoff games

COLLEGE:

- Threw for 5,475 yards on 514-of-786 (65.4 percent) passes with 28 touchdowns and 13 interceptions while rushing for 1,750 yards and 11 touchdowns in his career at Texas A&M
- Threw for 9,377 yards (208.4 average per game), 58 touchdowns and 46 interceptions for his career at North Carolina
- Set 37 Tar Heel records, including single-game, single-season and career records for pass

PERSONAL:

- Three-year starter at quarterback at Burnet (Texas) Hight School, leading his team to a combined record of 36-5 and two appearances in the 3A state finals
- Threw for 8,256 yards and a 3A state-record 101 touchdown passes
- As a senior, complete 196-of-313 passes for 3,579 yards and 47 touchdowns with only 3 interceptions, earning Texas 3A offensive Most Valuable Player honors
- Did not throw a single interception in his junior season
- Also participated in basketball and track & field at Burnet

McGee's Career Statistics

Year	Team	GP	GS	Att	Cmp	Pct	Yds	Yd/Att	TD	Int	Lg	Sk	Lst	Rate
2010	Dal	2	1	44	22	50.0	238	5.4	2	0	37t	3	25	81.4
2011	Dal	1	0	38	24	63.2	182	4.8	1	0	19	3	25	83.4
NFL Totals		3	1	82	46	56.1	420	5.1	3	0	37t	6	50	82.4

McGee's Career Highs

Attempts	38	vs. Philadelphia, 12/24/11
Completions	24	vs. Philadelphia, 12/24/11
Passing Yards	182	vs. Philadelphia, 12/24/11
Passing Long	37t	at Arizona, 12/25/2010
Touchdowns	1	three times, most recent: vs. Philadelphia, 12/24/11
Passer Rating	102.8	at Arizona, 12/25/2010
Rushing Yards	55	vs. Philadelphia, 12/24/11
Rushing Attempts	9	vs. Philadelphia, 12/24/11
Rushing Long	14	vs. Philadelphia, 12/24/11



WHITNEY MERCILUS

OUTSIDE LINEBACKER

59

Height: 6-4 | Weight: 252 | College: Illinois |
 Hometown: Akron, Ohio | 2nd NFL Season |
 2nd with Texans | Age as of Kickoff Weekend 2013: 23 |
 Acquired: D1, 2012 (26th overall) | 2012 GP/GS (Playoffs): 16/4 (2/0) |
 Career GP/GS (Playoffs): 16/4 (2/0) | Teams: Houston, 2012-13 |

TRANSACTIONS: Selected by Houston Texans in the first round (26th overall) of the 2012 NFL Draft... Signed by Texans on June 14, 2012.

2012 (Houston 16/4, 2/0):

- Tied the Texans rookie record for sacks in a season with 6.0
- Made his Texans and NFL debut on outside linebacker in the season opener vs. Miami (9/9)
- Had a special teams tackle at Jacksonville (9/16) and at the New York Jets (10/8)
- Made two special teams tackles at Denver (9/23)
- Had one tackle vs. Green Bay (10/14)
- Registered his first career sack and forced a fumble when he dropped Joe Flacco for a 2-yard loss in the first quarter vs. Baltimore (10/21)
- Recorded two sacks and collected his second career forced fumble vs. Buffalo (11/4)
- Made two tackles (one solo) at Chicago (11/11)
- Collected a season-high four tackles at Detroit (11/22)
- Sacked Jake Locker twice for a total loss of six yards and recovered a fumble at Tennessee (12/2)
- Sacked Tom Brady for a 7-yard loss in the third quarter at New England (12/10) to give him 6.0 sacks on the season, tying the franchise rookie sack record set by OLB Brooks Reed in 2011.
- Recorded four tackles (one solo) vs. Indianapolis (12/16)
- Made one tackle at Indianapolis (12/30)
- Made his postseason debut in the AFC Wild Card Playoff vs. Cincinnati (1/5/13)
- Made one tackle and one special teams tackle in AFC Divisional Playoff at New England (1/13/13)

COLLEGE:

- Started 15 of 37 games at Illinois, recording 81 tackles (42 solo) with 18.0 sacks (119 yards), 28 tackles for loss (150 yards), 11 forced fumbles and two fumble recoveries
- Tied for eighth in NCAA FBS history with 11 forced fumbles, which also ranks fifth all-time in the Big Ten Conference and is second on the Illini all-time list (13 by Simeon Rice from 1992-95)
- Set a school and Big Ten single-season record with nine forced fumbles in 2011
- Third on the Illinois single-season tackle for loss chart with 22.5 in 2011
- Earned 2011 All-America and All-Big Ten Conference first-team honors from The NFL Draft Report as the scouting service named him the league's Player of the Year and National Defensive Lineman of the Year
- Mid-season All-America from Phil Steele's College Football and was selected National Defensive Lineman of the Week for his performance vs. Indiana (3.0 sacks) his senior season
- Led the nation in sacks per game (1.23) and fumbles forced per game (0.833) as a senior
- Recorded a career-high 57 tackles (28 solo) with 16.0 sacks (105 yards) to tie the school season-record that was first set by Simeon Rice in 1994
- Played in all 13 games, starting two games at weak-side defensive end his junior season
- Recorded 16 tackles (eight solo) with a 7-yard sack and three tackles for loss in 2010
- Recorded eight tackles (four solo), two assisted sacks and 3.5 tackles for loss in 2009
- Redshirted as a freshman

PERSONAL:

- Attended Garfield High School, played defensive end and tight end and earned Northeast Ohio Inland All-Star team, Cleveland Plain-Dealer Defensive All-Star team and All-District honors after leading the Rams to a 7-3 record in 2007
- A Prep Star All-Region and All-Akron City League choice, he recorded 36 solo tackles with a pair of sacks, six stops behind the line of scrimmage and four fumble recoveries, advancing one 36 yards for a score that year

Mercilus' 2012 Season Statistics

Date, Opp	Tackles							Interceptions				Fumbles				
	G	GS	Tot	Solo	Asst	Sk	Yds	No	Yds	Lg	TD	PD	FF	FR	Yds	TD
9/9 vs. MIA	1	0	0	0	0	0	0.0	0	0	0	0	0	0	0	0	0
9/16 @ JAX	1	0	0	0	0	0	0.0	0	0	0	0	0	0	0	0	0
9/23 @ DEN	1	0	0	0	0	0	0.0	0	0	0	0	0	0	0	0	0
9/30 vs. TEN	1	0	0	0	0	0	0.0	0	0	0	0	0	0	0	0	0
10/8 @ NYJ	1	0	0	0	0	0	0.0	0	0	0	0	0	0	0	0	0
10/14 vs. GB	1	0	1	1	0	0	0.0	0	0	0	0	0	0	0	0	0
10/21 vs. BAL	1	0	1	1	0	1.0	2.0	0	0	0	0	1	1	0	0	0
11/4 vs. BUF	1	0	3	2	1	2.0	2.0	0	0	0	0	0	1	0	0	0
11/11 @ CHI	1	0	2	1	1	0.0	0.0	0	0	0	0	0	0	0	0	0
11/18 vs. JAX	1	0	0	0	0	0.0	0.0	0	0	0	0	0	0	0	0	0
11/22 @ DET	1	0	4	4	0	0.0	0.0	0	0	0	0	0	0	0	0	0
12/2 @ TEN	1	1	2	2	0	2.0	6.0	0	0	0	0	0	0	1	0	0
12/10 @ NE	1	1	5	2	3	1.0	7.0	0	0	0	0	0	0	0	0	0
12/16 vs. IND	1	1	4	1	3	0.0	0.0	0	0	0	0	0	0	0	0	0
12/23 vs. MIN	1	0	1	0	1	0.0	0.0	0	0	0	0	0	0	0	0	0
12/30 @ IND	1	1	1	0	1	0.0	0.0	0	0	0	0	0	0	0	0	0
2012 Totals	16	4	24	14	10	6.0	17.0	0	0	0	0	1	2	1	0	0

Mercilus' 2012 Season Highs

Tackles	5	at Detroit, 11/22/12
Sacks	2.0	twice, most recent: at Tennessee (J. Locker), 12/2/12
Forced Fumbles	1	twice, most recent: vs. Buffalo, 11/4/12
Fumble Recoveries	1	at Tennessee, 12/2/12

Mercilus' 2012 Playoff Statistics

Date, Opp	Tackles							Interceptions				Fumbles				
	GP	GS	Tot	Solo	Asst	Sk	Yds	No	Yds	Lg	TD	PD	FF	FR	Yds	TD
1/5/13 vs. CIN (WC)	1	0	0	0	0	0.0	0.0	0	0	0	0	0	0	0	0	0
1/13/13 at NE (Div)	1	0	1	0	1	0.0	0.0	0	0	0	0	0	0	0	0	0
2012 Totals	2	0	1	0	1	0.0	0.0	0	0	0	0	0	0	0	0	0



EARL MITCHELL

NOSE TACKLE

Height: 6-3 | Weight: 301 | College: Arizona |
 Hometown: Galena Park, Texas | 4th NFL Season |
 4th with Texans | Age as of Kickoff Weekend 2013: 25 |
 Acquired: D3-'10 (81st overall) | 2012 GP/GS (Playoffs): 16/3 (2/0) |
 Career GP/GS (Playoffs): 47/3 (4/0) | Teams: Houston, 2010-13 |

92

TRANSACTIONS: Selected by the Houston Texans in the third round (81st overall) of the 2010 NFL Draft... Signed by Texans on June 10, 2010.

CAREER:

- Has played in 47-of-48 games since being drafted in 2010 and has made 104 tackles, including 55 solos, along with 2.0 career sacks, one forced fumble, and one fumble recovery

2012 (Houston 16/3, 2/0):

- Played in every game for the second consecutive season
- Assisted on two tackles in the season opener vs. Miami (9/9)
- Made two solo tackles at Jacksonville (9/16)
- Made three tackles (two solo) and knocked down two passes at the line at Denver (9/23)
- Had three tackles (two solo) vs. Tennessee (9/30)
- Made three tackles (one solo) at the New York Jets (10/8)
- Recorded a career-high seven tackles (four solo) vs. Green Bay (10/14)
- Made four tackles (one solo) vs. Baltimore (10/21)
- Assisted on two tackles vs. Buffalo (11/4)
- Made his first career start and recorded four tackles (three solo) at Chicago (11/11)
- Collected one tackle vs. Jacksonville (11/18)
- Recorded five tackles (one solo) at Detroit (11/22)
- Had a pass defended and assisted on a tackle at Tennessee (12/2)
- Registered six tackles (three solo) and his first career forced fumble at New England (12/10)
- Made four tackles (one solo) vs. Indianapolis (12/16)
- Tallied three tackles (two solo) at Indianapolis (12/30)
- Made four tackles in AFC Divisional Playoff at New England (1/13/13)

2011 (Houston 16/0, 2/0):

- Recorded a career-high 27 tackles and one sack
- Recovered a fumble on special teams vs. Pittsburgh (10/2)
- Made two tackles (one solo) vs. Oakland (10/9)
- Made three solo tackles vs. Cleveland (11/6)
- Recorded his first sack of the season as part of a five-tackle (three solo) day vs. Carolina (12/18)
- Assisted on four tackles at Indianapolis (12/22)
- Had a career-high six tackles, including five solo stops, and one pass defended in the season finale vs. Tennessee (1/1/12)
- Made his postseason debut and finished with four tackles (three solo), a sack for a loss of 9 yards and a pass defended in AFC Wild Card Playoff vs. Cincinnati (1/7/12)
- Contributed on one assisted tackle in the AFC Divisional Payoff at Baltimore (1/15/12)

2010 (Houston 15/0):

- Saw action at defensive tackle in 15 games and made 26 tackles (16 solo) including one sack
- Made his professional debut vs. Indianapolis (9/12)
- Had five tackles (one solo) vs. the New York Giants (10/10)
- Made four tackles (three solo) vs. Baltimore (12/13)
- Recorded his first career sack for an 8-yard loss at Tennessee (12/19)

COLLEGE:

- Played in 49 games with 37 starts for Arizona, starting 12-of-24 games at tight end/H-back, and all 25 games at defensive tackle
- Recorded 88 tackles (50 solos) with eight sacks for minus-42 yards, 18 stops for losses totaling 60 yards and one quarterback pressure
- Caused one fumble, deflected two passes, and blocked one punt, caught 14 passes for 174 yards (12.4 avg) and two touchdowns
- All-Pac 10 Conference second-team selection by the league's coaches and named to the preseason watch list for the Lombardi Award
- The defensive co-captain started 12 games and led Arizona defensive linemen with 48 tackles (34 solos) and earned Pac-10 Defensive Player of the Week honors vs. USC
- Shifted to the defensive side of the ball as a junior, starting all 13 games at left defensive tackle and finished with 40 tackles (16 solos), 1.5 sacks for minus-10 yards, 5.5 stops for losses of 14 yards and a pass deflection
- Played in 12 games in 2007 at fullback and H-Back and caught five passes for 38 yards and a TD
- Started seven games in 2006 at fullback while seeing action in all 12 games as a true freshman and rushed four times for seven yards and caught nine passes for 136 yards

PERSONAL:

- Resides in Houston, Texas and attended North Shore (Galena Park, Texas) High School
- Earned first-team All-District 23-5A honors, as well as SuperPrep All-Midlands and All-Southwest
- As a senior, helped his team to an 11-1 record, with their only loss coming in the area playoffs
- Rated the ninth-best tight end by Texas High School Football
- Listed as a Houston Chronicle Top 5 area receivers recruit, one of Dave Campbell's Texas Football Top 10 tight ends, and a Dallas Morning News State 100 selection
- Earned postseason Texas 100 honors from Rivals.com, as that recruiting service gave him a three-star rating

Mitchell's 2012 Season Statistics

Date, Opp	G	GS	Tackles				Sk	Yds	Interceptions				PD	Fumbles			
			Tot	Solo	Asst				No	Yds	Lg	TD		FF	FR	Yds	TD
9/9 vs. MIA	1	0	2	0	2	0.0	0.0	0	0	0	0	0	0	0	0	0	0
9/16 @ JAX	1	0	2	2	0	0.0	0.0	0	0	0	0	0	0	0	0	0	0
9/23 @ DEN	1	0	3	2	1	0.0	0.0	0	0	0	0	2	0	0	0	0	0
9/30 vs. TEN	1	0	3	2	1	0.0	0.0	0	0	0	0	0	0	0	0	0	0
10/8 @ NYJ	1	0	3	1	2	0.0	0.0	0	0	0	0	0	0	0	0	0	0
10/14 vs. GB	1	0	7	4	3	0.0	0.0	0	0	0	0	0	0	0	0	0	0
10/21 vs. BAL	1	0	4	1	3	0.0	0.0	0	0	0	0	0	0	0	0	0	0
11/4 vs. BUF	1	0	2	0	2	0.0	0.0	0	0	0	0	0	0	0	0	0	0
11/11 @ CHI	1	1	4	3	1	0.0	0.0	0	0	0	0	0	0	0	0	0	0
11/18 vs. JAX	1	1	1	1	0	0.0	0.0	0	0	0	0	0	0	0	0	0	0
11/22 @ DET	1	1	5	1	4	0.0	0.0	0	0	0	0	0	0	0	0	0	0
12/2 @ TEN	1	0	1	0	1	0.0	0.0	0	0	0	0	1	0	0	0	0	0
12/10 @ NE	1	0	6	3	3	0.0	0.0	0	0	0	0	0	1	0	0	0	0
12/16 vs. IND	1	0	4	1	3	0.0	0.0	0	0	0	0	0	0	0	0	0	0
12/23 vs. MIN	1	0	1	0	1	0.0	0.0	0	0	0	0	0	0	0	0	0	0
12/30 @ IND	1	0	3	2	1	0.0	0.0	0	0	0	0	0	0	0	0	0	0
2012 Totals	16	3	51	23	28	0.0	0.0	0	0	0	0	3	1	0	0	0	0

Mitchell's Career Statistics

Year Team	G	GS	Tackles				Sk	Yds	Interceptions				PD	Fumbles			
			Tot	Solo	Asst				No	Yds	Lg	TD		FF	FR	Yds	TD
2010 Hou	15	0	26	18	8	1.0	8.0	0	0	0	0	0	0	0	0	0	0
2011 Hou	16	0	27	14	13	1.0	0.0	0	0	0	0	1	0	1	0	0	0
2012 Hou	16	3	51	23	28	0.0	0.0	0	0	0	0	3	1	0	0	0	0
NFL Totals	47	3	104	55	49	2.0	8.0	0	0	0	0	4	1	1	0	0	0

Mitchell's 2012 Season Highs

Tackles 7 vs. Green Bay, 10/14/12
 Passes Defensed 2 at Denver, 9/23/12
 Forced Fumbles 1 at New England, 12/10/12

Mitchell's Career Highs

Tackles 7 vs. Green Bay, 10/14/12
 Sacks 1.0 twice, most recent: vs. Carolina, 12/18/11
 Forced Fumbles 1 at New England, 12/10/12

Mitchell's 2012 Playoff Statistics

Date, Opp	GP	GS	Tackles				Sk	Yds	Interceptions				PD	Fumbles			
			Tot	Solo	Asst				No	Yds	Lg	TD		FF	FR	Yds	TD
1/5/13 vs. CIN (WC)	1	0	1	1	0	0.0	0.0	0	0	0	0	0	0	0	0	0	0
1/13/13 at NE (Div)	1	0	4	1	3	0.0	0.0	0	0	0	0	0	0	0	0	0	0
2012 Totals	2	0	5	2	3	0.0	0.0	0	0	0	0	0	0	0	0	0	0

Mitchell's Career Playoff Statistics

Date, Opp	GP	GS	Tackles				Sk	Yds	Interceptions				PD	Fumbles			
			Tot	Solo	Asst				No	Yds	Lg	TD		FF	FR	Yds	TD
1/7/12 vs. CIN (WC)	1	0	4	3	1	1.0	9.0	0	0	0	0	1	0	0	0	0	0
1/15/12 at BAL (Div)	1	0	1	0	1	0.0	0.0	0	0	0	0	0	0	0	0	0	0
1/5/13 vs. CIN (WC)	1	0	1	1	0	0.0	0.0	0	0	0	0	0	0	0	0	0	0
1/13/13 at NE (Div)	1	0	4	1	3	0.0	0.0	0	0	0	0	0	0	0	0	0	0
Career Totals	4	0	10	5	5	1.0	9.0	0	0	0	0	1	0	0	0	0	0



MIKE MOHAMED LINEBACKER

53

Height: 6-3 | Weight: 243 | College: California |
 Hometown: Brawley, Calif. | 2nd NFL Season |
 1st with Texans | Age as of Kickoff Weekend 2013: 25 |
 Acquired: FA-'12 | 2012 GP/GS (Playoffs): 1/0 (0/0) |
 Career GP/GS (Playoffs) 3/0 (0/0) | Teams: Denver, 2011-12; Jacksonville, 2012;
 Tennessee, 2012; Houston, 2013 |

TRANSACTIONS: Drafted by the Denver Broncos with the 24th pick in the sixth round (245th overall) of the 2011 NFL Draft...signed by Broncos on July 28, 2011...released by Broncos on Sept. 22, 2011...signed by Broncos to the practice squad on Sept. 23, 2011...signed from practice squad to active roster by Broncos on Nov. 28, 2011...released by Broncos on August 31, 2012...signed by the Jacksonville Jaguars to the practice squad on Sept. 13, 2012...released from the Jaguars practice squad on Sept. 26, 2012...signed by the Broncos to the practice squad on Sept. 27, 2012...signed from the practice squad to active roster by Broncos on Sept. 29... released by Broncos on Oct. 1, 2012...signed by Broncos to the practice squad on Oct. 2, 2012... released from the Broncos practice squad on Nov. 15, 2012...signed by the Tennessee Titans to the practice squad on Nov. 20, 2012...released from the Titans practice squad on Dec. 26, 2012...signed by the Houston Texans as a Reserve/Future Agent on Jan. 17, 2013.

2012 (Denver 1/0):

- Saw his only game action of the season against Oakland (9/30)
- Spent time on the practice squad with Denver, Jacksonville and Tennessee

2011 (Denver 2/0):

- Made his NFL debut in the season opener vs. Oakland (9/12)

COLLEGE:

- Played in the 86th Annual East-West Shrine Game at the Florida Citrus Bowl in Orlando, Fla.
- Played in 50 of 51 possible games and made 26 starts from 2007-10 after redshirting the 2006 campaign
- Earned first-team All-Pac-10 honors as a junior in 2009 after garnering an honorable mention all-conference selection in 2008 and before picking up second team all-league recognition as a 2010 senior
- Finished his collegiate career fourth on Cal's all-time list for tackles with 340, while adding 20.0 tackles for loss (-81 yards), 7.0 sacks (-51 yards), seven interceptions (77 return yards) including two that he brought back for touchdowns, nine pass breakups, four forced fumbles, two fumble recoveries and nine quarterback hurries
- Honored on the Pac-10 All-Academic team for four consecutive seasons (2007-10), earning first-team recognition in each of his last three campaigns
- Pac-10 Defensive Player of the Week four times, twice as a junior in 2009 and once during both his 2008 sophomore and 2010 senior seasons
- Member of the National Football Foundation's New Hampshire Honor Society earned by maintaining a GPA of 3.2 or better throughout his entire course of undergraduate study while making a significant contribution to his team

PERSONAL:

- Named the Imperial Valley Defensive Player of the Year as a senior at Brawley High School after accumulating 62 tackles, 14.0 tackles for loss, 5.0 sacks and six blocked punts
- Team MVP and was also a first-team All-Imperial Valley League selection and a second-team medium schools All-State choice by Cal-Hi Sports as a senior
- Member of the San Diego Hall of Champions defensive team and the San Diego Union Tribune All-Academic team
- Full name is Michael Patrick Mohamed
- Parents are Mike and Molly Mohamed
- Cousins Dylan, Marty and Kyle Mohamed played at Cal Poly
- Earned his bachelor's degree from Cal in Business Administration in December of 2010, finishing with a 3.44 cumulative GPA



NICK MONDEK TACKLE

69

Height: 6-5 | Weight: 308 | College: Purdue |
 Hometown: Naperville, Ill. | 1st NFL Season |
 1st with Texans | Age as of Kickoff Weekend 2013: 23 |
 Acquired: D6, 2012 (195th overall) | 2012 GP/GS: 0/0 |
 Career GP/GS: 0/0 | Teams: Houston, 2012-13 |

TRANSACTIONS: Selected by Houston Texans in the sixth round (195th overall) of the 2012 NFL Draft... released by Texans on August 26, 2012...Signed to the practice squad by the Oakland Raiders on Oct. 1, 2012...Released from the Raiders practice squad on Oct. 16, 2012...Signed to the Texans practice squad on Oct. 29, 2012...Re-signed by Texans on Jan. 14, 2013.

2012 (Houston 0/0):

- Spent the final nine weeks of the regular season and both postseason games on the practice squad

COLLEGE:

- Started 25 consecutive games at guard and tackle his junior and senior seasons after moving over from defensive tackle in the spring of 2010
- Started all 13 games his senior season
- Helped Purdue's line produce 11 100-yard rushing games in 13 contests
- Helped anchor an offensive line that blocked for a school record-tying five consecutive games with 200 or more yards rushing in
- Moved from defensive tackle to offensive tackle during spring practice his junior year
- Recorded eight tackles (7 solo, 1 assist), including 3.0 for loss and 2.0 sacks in his sophomore season
- Registered career-high three solo tackles, including 2.0 for loss and 1.0 sack, vs. Northwestern on Oct. 3, 2009
- Received team's Newcomer Award - Defense for spring practice his freshman year
- Academic All-Big Ten
- Appeared in all 12 games as reserve in the 2008 season
- Shared team lead with one fumble recovery (also nine other players) and had seven tackles (4 solo, 3 assists)

PERSONAL:

- Team captain at Naperville Central High School where he was named all-city and all-conference as senior after amassing 67 tackles, including four sacks, with three pass breakups, three fumble recoveries and two forced fumbles
- totaled 51 tackles, including six sacks, with two pass breakups, one forced fumble and one fumble recovery as junior
- Served as team long snapper for two years
- Majored in physical education



CHRIS MYERS CENTER

Height: 6-4 | Weight: 288 | College: Miami (Fla.) |
Hometown: Miami, Fla. | 9th NFL Season |
6th with Texans | Age as of Kickoff Weekend 2013: 31 |
Acquired: T-08 (Denver) | 2012 GP/GS (Playoffs): 16/16 (2/2) |
Career GP/GS (Playoffs): 121/96 (6/4) |
Teams: Denver, 2005-07; Houston 2008-13 |

55

TRANSACTIONS: Selected by Denver Broncos in sixth round (200th pick overall) of 2005 NFL Draft... Signed by Broncos on July 28, 2005...Waived by Broncos on Sept. 3, 2005...Re-signed by Broncos to practice squad on Sept. 4, 2005...Activated on Oct. 4, 2005...Traded by Broncos to Houston Texans for a sixth-round draft pick on March 17, 2008.

HONORS:

- Two-time Pro Bowl Selection (2012, 2013)
- Madden Most Valuable Protectors Award (Week 7, 2011; Week 4, 2012; Week 13, 2012)

CAREER:

- Joined the Texans via trade in 2008 and has started 80 consecutive games at center since
- Has played in 121 games with 96 starts in eight NFL seasons
- Has blocked for four 1,000-yard performances and was part of a top-four NFL offense from 2008-10
- Became the first Texans offensive lineman ever to be elected to the Pro Bowl in 2012

2012 (Houston 16/16, 2/2):

- Elected to his second consecutive Pro Bowl after the Texans offense ranked 7th in the NFL and posted seven 100-yard rushing games for Arian Foster
- Part of an offensive line that cleared the way for Texans running backs to rush for 216 yards and three touchdowns while not allowing Matt Schaub to be sacked at Jacksonville (9/17)
- Helped provide protection for Schaub, enabling him to tie a career-high with four touchdown passes at Denver (9/23)
- Helped Foster rush for 152 yards and a touchdown at the New York Jets (10/8)
- Part of an offense that set a franchise record by scoring 43 points vs. Baltimore (10/21)
- Helped Foster go over 100 yards for the fourth time this season as he gained 111 yards on 24 carries and scored a touchdown vs. Buffalo (11/4)
- Part of an offense that set a franchise record with 653 yards of offense and tied the franchise scoring record with 43 points vs. Jacksonville (11/18) and put up another 501 yards at Detroit (11/22)
- Paved the way for Foster to rush for 140 yards while not allowing Schaub to be sacked in AFC Wild Card Playoff vs. Cincinnati (1/5/13)
- Paved the way for Foster to rush for 90 yards while only allowing Schaub to be sacked one time in AFC Divisional Playoff at New England (1/13/13)

2011 (Houston 16/16, 2/2):

- Elected to his first career Pro Bowl after helping the Texans set a franchise record and rank second in the NFL with 2,448 yards (153.0 per game)
- Paved the way for Ben Tate to rush for 116 yards vs. Indianapolis (9/11) and 103 yards at Miami (9/18)
- Provided pocket protection enabling Matt Schaub to throw for 373 yards and three touchdowns at New Orleans (9/25)
- Helped clear the way for Arian Foster to rush for 155 yards and a touchdown vs. Pittsburgh (10/2)
- Part of an offense that put up 518 total yards, the third-highest in team history, which included two 100-yard rushers and 100-yard receiver at Tennessee (10/23)
- Cleared holes for a franchise-record 261 rushing yards, including two 100-yard rushers for the second time in 2011 vs. Cleveland (11/6)
- Paved the way for Foster to become the first player to rush for more than 100 yards against the Atlanta defense in 2011 when he went for 111 yards on 31 carries (12/4)
- Helped Foster go over 100 yards for the sixth time during the season and over 1,000 yards rushing for the second consecutive season vs. Carolina (12/18)
- Cleared holes for Foster to rush for 153 yards in AFC Wild Card Playoff vs. Cincinnati (1/7/12)
- Paved the way for Foster to rush for 132 yards, the most Baltimore's defense has ever given up in a postseason game, in AFC Divisional Playoff game at Baltimore (1/15/12)

2010 (Houston 16/16):

- Started all 16 games for the fourth consecutive season and helped clear holes for Foster to rush for a team-record 1,616 yards
- Started at center and helped pave the way for Foster's franchise-record 231 yards rushing vs. Indianapolis (9/12)
- Provided pocket protection for QB Matt Schaub, enabling him to throw for a then-franchise-record 497 yards and three touchdowns at Washington (9/19)
- Helped Texans running backs rush for 249 yards while allowing no sacks at Oakland (10/3)
- Protected Schaub during his AFC Player of the Week performance vs. Kansas City (10/17)
- Started at center and cleared holes for Foster to rush for 127 yards vs. San Diego (11/7)
- Opened holes for Foster to rush for 143 yards vs. Tennessee (11/28)
- Starter at center at Denver (12/26), making a return to the city where he spent the first three years of his career
- Paved the way for Foster to rush for 180 yards vs. Jacksonville (1/2/11) and wrap up the 2010 NFL rushing title

2009 (Houston 16/16):

- Started all 16 games for his third straight season
- Helped Schaub pass for his second consecutive 300-yard game vs. Jacksonville (9/27)
- Protected Schaub as he threw for 392 yards and four touchdowns at Cincinnati (10/18)

- Started at center vs. Tennessee (11/23) when Schaub had his second consecutive 300-yard passing game
- Helped the offense gain more than 300 yards for the 11th consecutive game at Jacksonville (12/6)
- Part of the offensive line that blocked for Schaub as he threw for 365 yards and two touchdowns vs. Seattle (12/13) without allowing him to be sacked
- Blocked for Schaub at St. Louis (12/20), where he threw for 367 yards and was not sacked for the second consecutive game and fourth time of 2009

2008 (Houston 16/16):

- Started all 16 games in his first season in Houston
- Helped clear holes for rookie RB Steve Slaton to rush for a team-record 1,282 yards
- One of three Texans offensive linemen to take every snap during the season

2007 (Denver 16/16):

- Moved into the starting lineup for the first time and started all 16 games
- Opened the first five contests at left guard before sliding inside to center for the last 11 games
- Part of a line that paved the way for a ground attack that averaged 4.6 yards per carry, ranking fifth-best in the NFL, and yielded only 32 sacks
- One of only three Denver players (CB Champ Bailey and LB D.J. Williams) to be whistled for only one penalty all year

2006 (Denver 16/0):

- Saw action on special teams in all 16 games in his second pro season

2005 (Denver 9/0, 2/0):

- Saw action in nine games as a rookie, playing on special teams and also contributed in both Denver postseason contests
- Spent the first four weeks of the season on the Broncos practice squad before being signed to the 53-man roster (10/4)
- Inactive for three games before he made his NFL debut on special teams vs. Philadelphia (10/30)

COLLEGE:

- Three-year starter at Miami (Fla.), playing in a total of 45 games with 38 starts
- Started at both guard positions, right tackle and center and finished his career earning all-conference recognition as a junior and senior
- Was a second-team All-Atlantic Coast Conference selection as a senior, starting all 12 games at right tackle for the Peach Bowl champions and concluding his career by starting his final 38 games
- Second-team All-Big East Conference as a junior
- College teammate of current Texans T Rashad Butler, and WR Andre Johnson and at Miami
- Graduated with a bachelor's degree, studying history, political science and sports administration

PERSONAL:

- Earned All-State and All-Dade County honors as a senior at Palmetto High School in Miami despite not playing football until 10th grade for the Panthers
- Played in the prestigious Florida vs. California All-Star game as a senior
- Won the NFL's Punt, Pass and Kick competition as a child
- Grandfather was a longtime NFL referee

Myers' Career Statistics

- Games/Starts: 2005: 16/0, 2006: 16/0, 2007: 16/16, 2008: 16/16, 2009: 16/16; 2010: 16/16; 2011: 16/16; 2012: 16/16; Totals: 121/96.
- Postseason Games/Starts: 2005: 2/0, 2011: 2/2; 2012: 2/2; Totals: 6/4.
- Tackles: 5 total; 2007 – 1, 2008 – 2, 2009 – 1, 2010 – 1.



DEREK NEWTON TACKLE

75

Height: 6-6 | Weight: 330 | College: Arkansas State |
 Hometown: Utica, Miss. | 3rd NFL Season |
 3rd with Texans | Age as of Kickoff Weekend 2013: 25 |
 Acquired: D7, 2011 (214th overall) | 2012 GP/GS (Playoffs): 14/14 (2/2) |
 Career GP/GS (Playoffs): 28/14 (4/2) | Teams: Houston, 2011-13 |

TRANSACTIONS: Selected by Houston Texans in the seventh round (214th overall) in the 2011 NFL Draft... Signed by the Texans on July 31, 2011.

HONORS:

- Madden Most Valuable Protectors Award (Week 4, 2012; Week 13, 2012)

2013 (Houston):

- Spent the offseason rehabilitating from patellar tendon surgery

2012 (Houston 14/14, 2/2):

- Made the first start of his NFL career at right tackle in the season opener vs. Miami (9/9)
- Part of an offensive line that cleared the way for the Texans to rush for 216 yards and three touchdowns while not allowing Matt Schaub to be sacked at Jacksonville (9/17)
- Helped provide protection for Schaub, enabling him to tie a career-high with four touchdown passes at Denver (9/23)
- Helped Arian Foster rush for 152 yards and a touchdown at the New York Jets (10/8)
- Part of an offense that set a franchise record by scoring 43 points vs. Baltimore (10/21)
- Helped Foster go over 100 yards for the fourth time in 2012 as he gained 111 yards on 24 carries and scored a touchdown vs. Buffalo (11/4)
- Part of an offense that set a franchise record with 653 yards of offense and tied the franchise scoring record with 43 points vs. Jacksonville (11/18) and put up another 501 yards at Detroit (11/22)
- Inactive at Tennessee (12/2) and at New England (12/10)
- Paved the way for Foster to rush for 140 yards while not allowing Schaub to be sacked in the AFC Wild Card Playoff vs. Cincinnati (1/5/13)
- Paved the way for Foster to rush for 90 yards in the AFC Divisional Playoff at New England (1/13/13)

2011 (Houston 14/0, 2/0):

- Played in 14 games, primarily on special teams, after being inactive for the first two games of the regular season
- Made his professional debut blocking for a Neil Rackers field goal attempt in the first quarter at New Orleans (9/25)
- Made his postseason debut and saw action on special teams in AFC Wild Card Playoff vs. Cincinnati (1/7/12)

COLLEGE:

- Earned first-team All-Sun Belt accolades after starting all 12 games at right tackle in 2010
- Garnered second-team All-SBC honors in 2009 and received the Gary Withrow Award, given to the Red Wolves' most outstanding offensive lineman
- Was the only lineman on the team to start every game in 2009 and helped lead the Red Wolves to 21 rushing touchdowns
- Paved the way for three different ASU players rushing for over 100 yards in at least one game
- Was part of ASU's line that helped the offense gain its most yards of total offense (484) against an FBS opponent since the 2007 season
- Redshirted in 2008
- First Team All-State selection at Hinds Community College
- Played in the Mississippi Junior College All-Star Game

PERSONAL:

- Helped lead Hinds Agricultural High School to a 10-0 regular-season record as a senior, earning All-Metro and All-District honors
- Named Most Improved Player as a senior

Newton's Career Statistics

- Games/Starts: 2011: 14/0; 2012: 14/14; Totals: 28/14.
- Postseason Games/Starts: 2011: 2/0; 2012: 2/2; Totals: 4/2.



EDDIE PLEASANT STRONG SAFETY

35

Height: 5-10 | Weight: 202 | College: Oregon |
 Hometown: Compton, Calif. | 2nd NFL Season |
 2nd with Texans | Age as of Kickoff Weekend 2012: 24 |
 Acquired: CFA-'12 | 2012 GP/GS (Playoffs): 2/0 (2/0) |
 Career GP/GS (Playoffs): 2/0 (2/0) | Teams: Houston, 2012-13 |

TRANSACTIONS: Signed with Houston Texans on May 14, 2012...Released by Texans on Aug. 31, 2012...
 Signed by Texans to practice squad on Sept. 1, 2012...Signed by Texans to active roster on Dec. 21, 2012.

2012 (Houston 2/0, 2/0):

- Made his NFL debut with a special teams tackle vs. Minnesota (12/23)
- Made his postseason debut in the AFC Wild Card Playoff vs. Cincinnati (1/5/13)
- Had one assisted tackle on special teams in AFC Divisional Playoff at New England (1/13/13).

COLLEGE:

- Saw action in 51 career games for Oregon, including 37 career starts
- Named to 2011 All-Pac-12 first team and shared team honors of most inspirational player
- Oregon's starting rover/strong safety for all 13 games in 2010 ranked fifth on the team with 65 tackles
- Made a season-high four stops (three solo) and broke up two passes vs. UCLA in 2008

PERSONAL:

- Attended Kennedy High School
- Received all-Orange Country player of the year, all-state and defensive player of the year accolades
- Tallied 57 tackles, 1.5 quarterback sacks, one interception and one blocked field goal as a prep senior



DeVIER POSEY

WIDE RECEIVER

Height: 6-1 | Weight: 208 | College: Ohio State |
 Hometown: Cincinnati, Ohio | 2nd NFL Season |
 2nd with Texans | Age as of Kickoff Weekend 2013: 23 |
 Acquired: D3a, 2012 (68th overall) | 2012 GP/GS (Playoffs): 11/0 (2/0) |
 Career GP/GS (Playoffs): 11/0 (2/0) | Teams: Houston, 2012-13 |

11

TRANSACTIONS: Selected by Houston Texans in the third round (68th overall) of the 2012 NFL Draft... Signed by Texans on July 24, 2012.

2012 (Houston 11/0, 2/0):

- Made six catches for 87 yards in the regular season as well as compiling four receptions for 47 yards in postseason play, including a 25-yard touchdown reception from Matt Schaub in AFC Divisional Playoff at New England (1/13/13)
- Inactive for four games
- Made his professional debut when he came into the game at wide receiver on the opening drive vs. Tennessee (9/30)
- Recovered a blocked punt in the end zone for a touchdown, the first of his career, vs. Green Bay (10/14)
- Caught the first pass of his NFL career, a 19-yard reception from T.J. Yates in the fourth quarter to set up a touchdown at New England (12/10)
- Caught three passes for 46 yards vs. Indianapolis (12/16)
- Had one reception for six yards vs. Minnesota (12/23)
- Caught one pass for 16 yards at Indianapolis (12/30)
- Made his playoff debut and made two special teams tackles in the AFC Wild Card Playoff vs. Cincinnati (1/5/13)

COLLEGE:

- Started 29-of-41 games at Ohio State, ranking seventh in school history with 136 receptions and 18 touchdowns and eighth with 1,955 yards receiving
- Scored 108 career points
- Ranked sixth on the OSU single-season receptions list with 60 in 2009
- Started each of the team's final three games after being suspended the first 10 games of the 2011 season and finished fourth on the team with 12 receptions for 162 yards (13.5 ypc) and two touchdowns
- 2010 Biletnikoff Award (nation's top receiver) and Hornung Trophy (most versatile player in college) watch list member
- Received All-Big Ten honorable mention with 4.08 receptions and 65.23 receiving yards per game his junior season
- Started all 13 games in 2010, ranking second on the team with 53 receptions for 848 yards (16.0 average) and seven touchdowns
- Started all 13 games as a sophomore and led the team with 60 receptions (sixth on the school season-record list) for 828 yards (13.8 average) and eight touchdowns
- Played in 12 games as a reserve flanker his freshman year, finishing fifth on the team with 11 receptions for 117 yards (10.6 average) and one touchdown

PERSONAL:

- Attended LaSalle High School in Cincinnati, Ohio, where he was an All-Ohio, All-Cincinnati, All-League and All-District receiver
- Pulled in 33 passes for 750 yards and nine scores as a junior, completing his prep career with 47 receptions for 770 yards and seven more scores in 2007
- Lettered three times with the basketball team and also made his mark with the track team, as he still holds the school records in the 200 (21.5) and 400 (47.78) meters

Posey's 2012 Season Statistics

Date, Opp	GP	GS	Rush	Yds	Avg	Lg	TD	Rec	Yds	Avg	Lg	TD
9/9 vs. MIA								INACTIVE				
9/16 @ JAX								INACTIVE				
9/23 @ DEN								INACTIVE				
9/30 vs. TEN	1	0	0	0	--	--	0	0	0	--	--	0
10/8 @ NYJ	1	0	1	-3	-3.0	-3	0	0	0	--	--	0
10/14 vs. GB	1	0	0	0	--	--	0	0	0	--	--	0
10/21 vs. BAL	1	0	0	0	--	--	0	0	0	--	--	0
11/4 vs. BUF								DID NOT PLAY				
11/11 @ CHI	1	0	0	0	--	--	0	0	0	--	--	0
11/18 vs. JAX	1	0	0	0	--	--	0	0	0	--	--	0
11/22 @ DET								INACTIVE				
12/2 @ TEN	1	0	0	0	--	--	0	0	0	--	--	0
12/10 @ NE	1	0	0	0	--	--	0	1	19	19.0	19	0
12/16 vs. IND	1	0	0	0	--	--	0	3	46	15.3	36	0
12/23 vs. MIN	1	0	0	0	--	--	0	1	6	6.0	6	0
12/30 @ IND	1	0	0	0	--	--	0	1	16	16.0	16	0
2012 Totals	11	0	1	-3	-3.0	-3	0	6	87	14.5	36	0

Posey's 2012 Season Highs

Receptions	3	vs. Indianapolis (46 yards), 12/16/12
Receiving Yards	46	vs. Indianapolis (3 receptions), 12/16/12
Rushing Attempts	1	at New York Jets, 10/8/12
Rushing Yards	-3	at New York Jets, 10/8/12

Posey's 2012 Playoff Statistics

Date, Opp	GP	GS	Rush	Yds	Avg	Lg	TD	Rec	Yds	Avg	Lg	TD
1/5/13 vs. CIN (WC)	1	0	0	0	--	--	0	0	0	--	--	0
1/13/13 at NE (Div)	1	0	0	0	--	--	0	3	47	15.7	25	1
2012 Totals	2	0	0	0	--	--	0	3	47	15.7	25	1



BROOKS REED OUTSIDE LINEBACKER

Height: 6-3 | Weight: 256 | College: Arizona |
Hometown: Tucson, Ariz. | 3rd NFL Season |
3rd with Texans | Age as of Kickoff Weekend 2013: 26 |
Acquired: D2a, 2011 (42nd overall) | 2012 GP/GS (Playoffs): 12/12 (2/2) |
Career GP/GS (Playoffs): 28/23 (4/4) | Teams: Houston, 2011-13 |

58

TRANSACTIONS: Selected by Houston Texans in the second round (42nd overall) in the 2011 NFL Draft... Signed by the Texans on July 31, 2011.

CAREER:

- Started 23-of-28 career games, recording 86 tackles (53 solo) and 8.5 sacks, a forced fumble and two fumble recoveries
- Has 5.0 sacks in four career playoff games
- alo (11/4)
- Suffered a groin injury at Detroit (11/22)

2012 (Houston 12/12, 2/2):

- Started in all 12 games he played and recorded 42 tackles (23 solo), 2.5 sacks and a forced fumble
- Started and made seven tackles (one solo) in the season opener vs. Miami (9/9)
- Recorded his first sack of the season to go along with three tackles (two solo) at Jacksonville (9/16)
- Teamed with J.J. Watt to sack Peyton Manning in the first quarter at Denver (9/23)
- Made three tackles (two solo) and deflected a pass vs. Tennessee (9/30)
- Sacked Mark Sanchez while forcing a fumble at the New York Jets (10/8)
- Made four tackles (three solo) vs. Baltimore (10/21)
- Had four tackles (two solo) vs. Buffalo (11/4)
- Suffered a groin injury at Detroit (11/22)
- Inactive at for four games
- Returned after missing three games and had four tackles vs. Minnesota (12/23)
- Made three tackles and sacked Andy Dalton for no gain in the fourth quarter in the AFC Wild Card Playoff vs. Cincinnati (1/5/13)
- Had three tackles and half a sack in AFC Divisional Playoff at New England (1/13/13).

2011 (Houston 16/11, 2/2):

- Started 11-of-16 games, and recorded 44 tackles (30 solo), a franchise-rookie record with 6.0 sacks, and two fumble recoveries
- Made four tackles (three solo) filling in for an injured Mario Williams vs. Oakland (10/9)
- Started his first NFL game, making six tackles (three solo) and a pass defended at Baltimore (10/16)
- Recorded his first career sack and finished with four solo tackles at Tennessee (10/23)
- Made four tackles (three solo) and sacked Blaine Gabbert for a 7-yard loss vs. Jacksonville (10/30)
- Sacked Colt McCoy twice as part of a five-tackle day vs. Cleveland (11/6)
- Recorded a sack in his fourth consecutive game and knocked a Josh Freeman pass down at the line at Tampa Bay (11/13)
- Recorded a sack in his fifth consecutive game as he brought Blaine Gabbert down for a 1-yard loss at Jacksonville (11/27)
- Had five tackles (three solo) and pressured Matt Ryan twice vs. Atlanta (12/4)
- Had three tackles (two solo) and recovered an Andy Dalton fumble to start the second half that set-up a come from behind victory at Cincinnati (12/11)
- Made three solo tackles and recovered a fumble at Indianapolis (12/22)
- Started in his postseason debut and finished with five tackles (three solo) and one sack for a loss of nine yards in AFC Wild Card Playoff vs. Cincinnati (1/7/12)
- Recorded eight tackles (six solo), 2.5 sacks for a loss of 14 yards and one forced fumble in AFC Divisional Playoff at Baltimore (1/15/12)

COLLEGE:

- Started 34-of-45 at Arizona games, recording 114 tackles (61 solo), 17 sacks and 25 tackles for loss for his career; also forced four fumbles and deflected four pass attempts
- Earned first-team All-Pac-10 honors after starting all 13 games in his senior season with the Wildcats, tallying a career-best 47 tackles, 6.5 sacks and 10 tackles for loss along with two pass breakups and one forced fumble
- Named to preseason watch lists for the Rotary Lombardi Award and the Ted Hendricks Award in 2009
- Started 8-of-10 games in 2009, recording 23 tackles (19 solo), 2.0 sacks, contributing to a defensive unit that ranked fourth in the Pac 10 and 29th nationally in yards per game allowed (120.5)
- Enjoyed a breakout season as a sophomore in 2008 when he started all 13 games at defensive end and garnered an All-Pac-10 honorable mention, as he delivered 38 tackles (26 solos) with 9.5 stops for losses for 59 yards and a team-high eight sacks for 57 yards and added three forced fumbles, a quarterback hurry and two pass deflections
- Switched to defensive end in 2007 after opening the season contending for H-back duty and saw action in the final nine games of the season as a backup defensive end and on special teams and delivered seven tackles (four solos) with one assisted sack for five yards
- Redshirted in 2006

PERSONAL:

- Attended Sabino High School (Tucson, Ariz.), playing football for head coach Jay Campos
- Helped the Sabercats to an 8-3 record as a junior in 2004 and earned first-team all-league, honorable mention all-state and Arizona Daily Star All-Southern Arizona honorable mention as a junior while rushing for 350 yards and seven touchdowns
- Led the Sabercats to a 10-4 overall record as a senior in 2005 and earned Tucson Citizen first-team All-3A-4A and Arizona Daily Star first-team All-Southern Arizona while posting 38 tackles and three sacks from the defensive line as a senior

- Earned SuperPrep All-America and All-West running back while gaining 377 yards and five touchdowns on 57 carries and 143 yards and one touchdown on 12 receptions as a senior
- Arizona Football Coaches Association first-team All-State 4A and SuperPrep All-Farwest

Reed's 2012 Season Statistics

Date, Opp	G	GS	Tackles				Yds	Interceptions					Fumbles		
			Tot	Solo	Asst	Sk		No	Yds	Lg	TD	PD	FF	FR	Yds
9/9 vs. MIA	1	1	7	1	6	0.0	0.0	0	0	0	0	0	0	0	0
9/16 @ JAX	1	1	3	2	1	1.0	9.0	0	0	0	0	0	0	0	0
9/23 @ DEN	1	1	4	2	2	0.5	2.5	0	0	0	0	1	0	0	0
9/30 vs. TEN	1	1	3	2	1	0.0	0.0	0	0	0	0	1	0	0	0
10/8 @ NYJ	1	1	3	2	1	1.0	0.0	0	0	0	0	1	1	0	0
10/14 vs. GB	1	1	5	3	2	0.0	0.0	0	0	0	0	0	0	0	0
10/21 vs. BAL	1	1	4	3	1	0.0	0.0	0	0	0	0	0	0	0	0
11/4 vs. BUF	1	1	4	2	2	0.0	0.0	0	0	0	0	0	0	0	0
11/11 @ CHI	1	1	3	1	2	0.0	0.0	0	0	0	0	0	0	0	0
11/18 vs. JAX	1	1	2	1	1	0.0	0.0	0	0	0	0	0	0	0	0
11/22 @ DET	1	1	0	0	0	0.0	0.0	0	0	0	0	0	0	0	0
12/2 @ TEN								INACTIVE							
12/10 @ NE								INACTIVE							
12/16 vs. IND								INACTIVE							
12/23 vs. MIN	1	1	4	4	0	0.0	0.0	0	0	0	0	0	0	0	0
12/30 @ IND								INACTIVE							
2012 Totals	12	12	42	23	19	2.5	11.5	0	0	0	0	3	1	0	0

Reed's Career Statistics

Year	Team	G	GS	Tackles				Yds	Interceptions					Fumbles		
				Tot	Solo	Asst	Sk		No	Yds	Lg	TD	PD	FF	FR	Yds
2011	Hou	16	11	44	30	14	6.0	36.0	0	0	0	0	3	0	2	0
2012	Hou	12	12	42	23	19	2.5	11.5	0	0	0	0	3	1	0	0
NFL Totals		28	23	86	53	33	8.5	47.5	0	0	0	0	6	1	2	0

Reed's 2012 Season Highs

Tackles	7	vs. Miami, 9/9/12
Sacks	1	twice, most recent: at New York Jets (M. Sanchez), 10/8/12
Fumbles Forced	1	at New York Jets, 10/8/12
Passes Defensed	1	vs. Tennessee, 9/30/12

Reed's 2012 Career Highs

Tackles	7	vs. Miami, 9/9/12
Sacks	2	vs. Cleveland (C. McCoy), 11/6/11
Fumbles Forced	1	at New York Jets, 10/8/12
Fumbles Recovered	1	twice, most recent: at Indianapolis, 12/22/11
Passes Defensed	1	four times, most recent: vs. Tennessee, 9/30/12

Reed's 2012 Playoff Statistics

Date, Opp	GP	GS	Tackles				Yds	Interceptions					Fumbles		
			Tot	Solo	Asst	Sk		No	Yds	Lg	TD	PD	FF	FR	Yds
1/5/13 vs. CIN (WC)	1	1	3	3	0	1.0	0.0	0	0	0	0	0	0	0	0
1/13/13 at NE (Div)	1	1	3	1	2	1.0	4.5	0	0	0	0	0	0	0	0
2012 Totals	2	2	6	4	2	2.0	4.5	0	0	0	0	0	0	0	0

Reed's Career Playoff Statistics

Date, Opp	GP	GS	Tackles				Yds	Interceptions					Fumbles		
			Tot	Solo	Asst	Sk		No	Yds	Lg	TD	PD	FF	FR	Yds
1/7/12 vs. CIN (WC)	1	1	5	3	2	1.0	9.0	0	0	0	0	0	0	0	0
1/15/12 at BAL (Div)	1	1	8	6	2	2.5	14.0	0	0	0	0	0	1	0	0
1/5/13 vs. CIN (WC)	1	1	3	3	0	1.0	0.0	0	0	0	0	0	0	0	0
1/13/13 at NE (Div)	1	1	3	1	2	1.0	4.5	0	0	0	0	0	0	0	0
Career Totals	4	4	19	13	6	5.5	27.5	0	0	0	0	0	1	0	0



ED REED SAFETY

Height: 5-11 | Weight: 205 | College: Miami (Fla.) |
Hometown: St. Rose, La. | 12th Year |
1st with Texans | Age as of Kickoff Weekend 2013: 34 |
Acquired: UFA-'13 (BAL) | 2012 GP/GS (Playoffs): 16/16 (4/4) |
Career GP/GS (Playoffs): 160/159 (15/15) |
Teams: Baltimore 2002-12; Houston 2013

20

TRANSACTIONS: Drafted by the Baltimore Ravens with the 24th pick in the first round of the 2002 NFL Draft...re-signed by Ravens to a six-year extension on June 28, 2006...placed on Physically-Unable-to-Perform List (PUP) on Sept. 4, 2010...activated from PUP List on Oct. 23, 2010...signed as an unrestricted free agent with Houston Texans on March 22, 2013.

HONORS:

- Nine-time Pro Bowler (2003-04 and 2006-12)
- Associated Press NFL Defensive Player of the Year (2004)
- The Sporting News All-Decade Team (2000s)
- USA Today All-Decade Team (2000s)
- Selected by players (via NFL Network) as the NFL's fifth-best player in the 2010 Top 100 Poll
- AP All-Pro (2004, 2006-08, 2010)
- AP second-team All-Pro (2003, 2009 and 2011)
- College & Pro Football Weekly first-team All-Pro (2004)
- Football Digest Defensive Player of the Year (2004)
- Football Digest first-team All-Pro (2004)
- Football Digest second-team All-Pro (2003)
- Sports Illustrated All-Pro (2003-04)
- Pro Football Weekly All-AFC (2003-04)
- Pro Football Weekly All-Rookie team (2002)
- The Sporting News All-Pro (2003-04, 2006, 2007, 2008, 2010)
- NFL Defensive Player of the Month (Dec. 2008, Dec. 2010)
- AFC Defensive Player of the Month (Nov., 2004; Dec. 2010)
- AFC Defensive Player of the Week (Week 16, 2010; Week 14, 2008; Week 12, 2008; Week 9, 2004)
- AFC Special Teams Player of the Month (November, 2004)
- AFC Special Teams Player of the Week (Week 6, 2003)
- Pro Football Weekly Midseason All-Pro (2006, 2011)
- Pro Football Weekly Defensive MVP (2004)
- Pro Football Weekly/Pro Football Writers Association (2004, 2006, 2008, 2010)
- PFW/PFWA All-AFC (2008)
- The Dallas Morning News (Rick Gosselin) All-NFL special teams coverage player (2003)

CAREER:

- Ravens franchise leader with 61 career interceptions are the 10th-most in NFL history and the most in the NFL since he entered the league in 2002
- Reed's 1,541 interception return yards are the most in NFL history (Rod Woodson is second with 1,483)
- Posted an NFL-record 107-yard return touchdown (vs. Philadelphia 11/23/08), breaking the previous long of 106, which he set vs. Cleveland (11/7/04)
- Reed's career interception return yard average of 25.3 yards is tops in NFL history (Deion Sanders is second with 25.1) among players with at least 30 interceptions
- Has scored 14 touchdowns in his career (including playoffs) and is one of only two players in NFL history to score return touchdowns off a punt return, blocked punt, interception and fumble recovery
- Recorded a career-high 92 tackles (77 solo), one sack, seven interceptions (one of which he returned for a touchdown), a career-high 19 passes defended and a forced fumble in 2003
- Has blocked four punts in his career, returning three for touchdowns (tied for an NFL record)

2012 (Baltimore 16/16, 4/4):

- Was one of two players on defense (CB Cary Williams) to start all 16 games, producing 58 tackles (49 solo)...Tied Williams for the team lead with four interceptions, recorded three fumble recoveries and finished second on the team with 15 PD...Also set the all-time NFL record for career interception return yards (1,541)
- Named to his ninth Pro Bowl (seventh-consecutive) on 12/26
- Recorded his ninth career postseason interception in the second quarter of the Super Bowl XLVII win against San Francisco
- Posted two solo tackles in the 28-13 victory in the AFC Championship at New England (1/20/13)
- Netted three tackles and a pass defended in the 38-35 double-overtime win in the Divisional game at Denver (1/12/13)
- Started and recorded five solo tackles and tied for the team lead with two passes defended in the 24-9 victory in the Wild Card game vs. Indianapolis (1/6/13)
- Posted a solo tackle and recorded two takeaways, pulling in his 61st-career interception (returned for 34 yards) and a fumble recovery vs. Pittsburgh (12/2)
- Netted five tackles, a team-high three passes defended and an interception in the 25-15 victory at Cleveland (11/4)
- Started his 150th-career game and produced six tackles, including five solo, at Houston (10/21)
- Posted three solo tackles and a fumble recovery in the end zone, which led to a Ravens' field goal in the victory at Kansas City (10/7)
- Set an NFL record with 1,497 Interception return yards after picking off Andy Dalton and racing 34 yards for a touchdown in the season opener vs. Cincinnati (9/10)...Also posted two solo tackles and two passes defended against the Bengals

2011 (Baltimore 16/16, 2/2):

- Earned his eighth Pro Bowl nod (sixth consecutive) after producing 52 tackles, one sack, three interceptions, eight passes defended and a forced fumble for the NFL's No. 3 defense (288.9 ypg)
- Produced five solo tackles, two passes defended and an interception in the end zone at the end of the first half vs. Cincinnati (11/20)
- Posted one tackle, a sack and a forced fumble, which was recovered by LB Jameel McClain and returned 6 yards for a touchdown (part of an NFL-record-tying three defensive touchdowns) vs. New York Jets (10/2)
- Posted six solo tackles, four passes defended and two interceptions (his 12th-career multi-interception game) for a defense that forced a franchise-record seven turnovers in the season opener vs. Pittsburgh (9/11)
- Totaled 10 tackles, a team-leading six passes defended and an interception in two playoff games
- Finished second on the team with six tackles (all solo), one interception and a postseason-career-high four passes defended in the 20-13 victory in the Divisional Playoff vs. Houston (1/15/12)

2010 (Baltimore 10/10, 2/2):

- Earned his seventh Pro Bowl nod (fifth consecutive) after leading the NFL with eight interceptions (returned for a league-high 183 yards), despite spending the first six games of the season on the PUP list (hip)...Finished with 29 tackles, a team-leading 16 PD and a forced fumble...Tallied three multi-interception games
- Netted two tackles, two interceptions (his 11th-career multi-interception game) and three passes defended for a defense that forced five turnovers in the 13-7 victory in game 16 vs. Cincinnati (12/11)
- Earned AFC Defensive Player of the Week honors after recording three tackles, two passes defended and tied a career high with two interceptions (his 10th-career multi-interception game) at Cleveland (12/26)
- Led the team with a career-high five passes defended and posted a tackle vs. Tampa Bay (11/28)
- Recorded his 50th-career interception (which he lateraled to Dawan Landry, who raced the final 23 yards for a touchdown) and totaled two tackles and one pass defended at Carolina (11/21)
- Started and posted three solo tackles, one forced fumble, two passes defense and a career-high-tying two interceptions (9th-career multi-interception game) vs. Buffalo (10/24)
- Was activated off of the PUP list (hip) on 10/23
- Recorded seven tackles (six solo) and one fumble recovery in two postseason contests

2009 (Baltimore 12/12, 2/2):

- Despite missing four games with injuries, Reed earned his sixth-career Pro Bowl nod (fourth in a row) after totalling 54 tackles (50 solo), six passes defended, three interceptions (returned for 111 yards), three forced fumbles and one fumble recovery for the NFL's third overall defense
- Netted five solo tackles, one pass defended and an interception vs. Indianapolis (11/22)
- Recorded five solo tackles in at Cincinnati (11/8)...Reed also had a forced fumble and fumble recovery, stripping WR Chad Johnson, then picking up the ball and returning it 13 yards to the Bengals' 47-yard line
- Netted six tackles, three passes defended and a team-leading two interceptions in the postseason
- Netted four tackles, two passes defended and an interception in the Wild Card Game at New England (1/10/10)

2008 (Baltimore 16/16, 3/3):

- Named to his fifth Pro Bowl after posting an NFL-high, career-high-tying and franchise-record-tying nine interceptions, which he returned for 264 yards and two touchdowns, including an NFL-record 107-yard return for a score...Finished with 40 tackles, one sack, 15 PD, one forced fumble and two fumble recoveries (one of which he returned for a touchdown) as part of the NFL's second-ranked defense
- Earned NFL Defensive Player of the Month for December after recording 16 tackles (11 solo), one sack (-9 yards), one forced fumble, one fumble returned for a touchdown and six interceptions in four games
- Earned AFC Defensive Player of the Week honors after netting two tackles, two interceptions vs. Washington (12/7)...Also had a forced fumble and fumble recovery, which he returned 22 yards for his 11th-career touchdown
- Earned AFC Defensive Player of the Week honors after starting his 100th-career game and posting two solo tackles, two passes defended and tying a career high with two interceptions vs. Philadelphia (11/23)...Also set a single-game franchise record with 151 interception return yards, including an NFL record 107-yard interception return for a touchdown
- Posted seven tackles (six solo), two interceptions (one of which he returned for a touchdown) and three passes defended in three postseason games
- Posted two tackles, two passes defended and tied a postseason career high with two interceptions, one of which he returned 64 yards for a touchdown in the Wild Card victory at Miami (1/4/09)

2007 (Baltimore 16/16):

- Named to his fourth Pro Bowl and third All-Pro team after finishing the season with 45 tackles, 13 passes defended and a team-leading seven interceptions (tied for third in the NFL)...Also recorded a career-long 63-yard punt return for a touchdown, his first-career punt return touchdown
- Had four solo tackles, one pass defended and an interception vs. St. Louis (10/14)
- Posted two solo tackles, one pass defended, one fumble recovery and returned fourth-quarter punt a career-long 63 yards for his first-career punt return touchdown in the season opener at Cincinnati (9/10)

2006 (Baltimore 16/16, 1/1):

- Named to his third Pro Bowl as a starter after finishing the season with 66 tackles, 16 passes defended, one forced fumble, one fumble recovery and five interceptions, which he returned for 70 yards...Also scored a touchdown after Samari Rolle handed off an interception and raced 25 yards to the end zone



- Posted two tackles, tied for the team lead with three passes defended and tied a franchise record with a postseason career-high two interceptions in the Divisional Playoff vs. Indianapolis (1/13/07)

2005 (Baltimore 10/10):

- Recorded 40 tackles (36 solo), 12 passes defended and an interception despite missing six games with a severe ankle injury

2004 (Baltimore 16/16):

- A record-breaking season led to winning Associated Press NFL Defensive Player of the Year... Also earned his second-consecutive Pro Bowl nod as he led the NFL with a franchise-record nine interceptions... Took over sole possession of Baltimore's all-time interception record... Broke the NFL single-season record with 358 Interception return yards (which was broken by Darren Sharper in 2009), surpassing San Diego's Charlie McNeil (349) in 1961... Set another NFL record with his 106-yard interception return, the then-longest interception return in NFL history, to seal the victory vs. Cleveland (11/7), earning AFC Defensive Player of the Week honors (Week 9) for his efforts... Led the secondary and tied for fourth on the team with 89 tackles (80 solo) and led the team with 17 passes defended... Had two touchdowns, including one fumble recovery for a touchdown (against Washington 10/10), three forced fumbles, two fumble recoveries and two sacks (-28 yards)
- Recorded two solo tackles, including one tackle for loss, three passes defended and his league-leading ninth interception, which he returned 41 yards in a 30-23 victory in the season finale vs. Miami (1/2/05)... His return yardage total gave him a then-NFL record 358 interception return yards
- Earned AFC Defensive Player of the Month award for November
- Recorded five tackles (four solo), two passes defended and posted his fourth interception of the season with 45 seconds remaining in the game, which he returned a then-NFL-record 106 yards for a touchdown to seal the 27-13 victory vs. Cleveland (11/7)

2003 (Baltimore 16/15, 1/1):

- Earned his first-career Pro Bowl after leading the team with 19 passes defended and tied a then-franchise record with seven interceptions, one of which he returned for a touchdown... Also blocked two punts, both of which he returned for touchdowns, the second and third of his career... Finished fifth on the team with a career-high 92 tackles (77 solo), one sack and a forced fumble
- Had 10 tackles (seven solo) and blocked a Tom Rouen punt, recovered the ball and returned it 16 yards for a touchdown vs. Seattle (11/23)... Ravens went on to tie the game and eventually win in overtime... Tied defensive back Tom Flynn for the most blocked punt returns for touchdowns in a career in NFL history (since the merger in 1970)
- Started and had six solo tackles and his fourth interception of the season at Arizona (10/12)... Earned AFC Special Teams Player of the Week honors after he blocked a punt (third of his career) and returned it 22 yards for a touchdown (second time in his career) against the Cardinals
- His only missed start (at Oakland 12/14) was because the defense's first play was on the goal line

2002 (Baltimore 16/16):

- Started all 16 games as a rookie and finished fourth on the team with 86 tackles (69 solo)... Also posted one sack (-3 yards), 13 passes defended and a Ravens' rookie record-tying and team-best five interceptions... Also blocked the first two punts in franchise history, one of which he returned for a touchdown, and had eight special teams tackles
- Amassed four solo tackles in game 3 vs. Denver (9/30) and intercepted Brian Griese for his first-career interception and blocked the first punt in Ravens history

College:

- Consensus first-team All-America selection, Football News National Player of the Year, unanimous All-Big East Conference first-team selection and Co-defensive Player of the Year as a senior
- Was the team leader on the Hurricanes' National Championship team at safety as a senior, when he was co-captain
- Led team and was second in school history with nine interceptions (Bennie Blades, 10 in 1986) for a school-record 209 yards and three touchdowns
- Consensus first-team All-America and consensus first-team All-Big East selection as a junior
- Led Big East with school-record 23 passes defended and was third in the nation with eight interceptions for 92 yards, including two touchdowns as a senior
- Earned All-Big East second-team honors as a sophomore and finished fifth on team with 74 tackles (48 solo) and was fourth on team with four sacks
- Named Freshman All-America by both Football News and The Sporting News after leading the Miami secondary with 90 tackles, including 61 solo
- Led the team with four forced fumbles and two interceptions and had seven passes defended as a freshman
- Was a member of Hurricanes track and field team
- Graduated with a degree in liberal arts in May 2001

Personal:

- All-State and All-County selection at defensive back and kick returner at Destrehan (St. Rose, La.) high school, where he is in school's Hall of Fame... Also played quarterback at Destrehan
- New Orleans Times-Picayune District Most Valuable Defensive Player as a senior and returned three punts for touchdowns
- Averaged 20 points per game as a member of the basketball team as a senior
- State qualifier in javelin and 4x100 relay in high school
- The Eye of the Hurricane Foundation, Reed's charitable arm, supports community outreach in both Baltimore and Reed's hometown of St. Rose, La.
- In addition to hosting football camps at Destrehan (Louisiana) and Franklin (Maryland) High Schools, he adopted and developed a longstanding relationship with Booker T. Washington Middle School in Baltimore

- His incentive-based L.O.R.D.S. program (Leadership, Order, Respect, Discipline, Success) provides rewards for students who reach certain goals based on homework completion, attendance and behavior
- To fund his charitable outreach, Reed hosts golf tournaments in Louisiana and Maryland each year
- As recognition for his outstanding service to the community, Reed was named the Ravens' selection for the Walter Payton NFL Man of the Year award in 2009
- Full name: Edward Earl Reed Jr.
- More information on the foundation can be found by visiting www.edreedfoundation.org

Reed's Career Defensive Statistics

Year	Team	G	GS	Tackles				Interceptions				Fumbles			
				Tot	Solo	Asst	Sk	No	Yds	Lg	TD	FF	FR	Yds	TD
2002	Bal	16	16	86	69	17	1.0	5	167	59	0	13	1	0	0
2003	Bal	16	15	92	77	15	1.0	7	132	54t	1	19	1	0	0
2004	Bal	16	16	89	80	9	2.0	9	358	106t	1	17	3	2	44
2005	Bal	10	10	40	36	4	0.0	1	23	23	0	12	0	0	0
2006	Bal	16	16	66	61	5	0.0	5	70	37	1	16	1	1	32
2007	Bal	16	16	45	36	9	0.0	7	130	32	0	13	0	1	6
2008	Bal	16	16	40	32	8	1.0	9	264	107t	2	15	1	2	27
2009	Bal	12	12	54	50	4	0.0	3	111	52t	1	6	3	1	13
2010	Bal	10	10	39	29	10	0.0	8	183	44	0	16	1	0	0
2011	Bal	16	16	52	44	8	1.0	3	25	16	0	8	1	0	0
2012	Bal	16	16	58	49	9	0.0	4	78	34t	1	15	0	3	31
Totals		160	159	661	563	98	6.0	61	1,541	107t	7	150	12	10	153

^ - NFL Record; ** - Led NFL; * - Led Team

Reed's Career Highs

Total Tackles:	14	at Pittsburgh, 9/7/03
Solo Tackles:	10	twice, most recent at Miami, 11/16/03
Sacks:	1	six times, most recent vs. New York Jets, 10/2/11
Interceptions:	2	12 times, most recent vs. Pittsburgh, 9/11/11
Forced Fumbles:	1	12 times, most recent vs. New York Jets, 10/2/11
Fumble Recoveries:	1	10 times, most recent vs. Pittsburgh, 12/2/12
Passes Defended:	5	vs. Tampa Bay, 11/28/10

Additional Statistics: Returned 29 punts for 204 yards, including one return for a 63-yard touchdown (9/10/07 at Cincinnati)... Returned a fumble recovery (which he forced) 22 yards for a touchdown (10/10/04 at Washington)... Posted a safety on 10/1/06 vs. San Diego... Returned a fumble recovery (which he forced) 22 yards for a touchdown (12/7/08 vs. Washington)

Special Teams Tackles(8): 2002 (8)

Punt Blocks: Blocked four punts in his career, returning three for touchdowns (tied for NFL record): 9/30/02 vs. Denver, first punt block in franchise history; 11/24/02 vs. Tennessee, returned 11 yards for a touchdown; 10/12/03 at Arizona., returned 22 yards for a touchdown; 11/23/03 vs. Seattle, returned 16 yards for a touchdown.

Reed's Career Postseason Defensive Statistics

Year	Team	G	GS	Tackles				Interceptions				Fumbles			
				Tot	Solo	Asst	Sk	No	Yds	Lg	TD	FF	FR	Yds	TD
2003	Bal	1	1	3	3	0	0.0	1	23	23	0	2	0	0	0
2006	Bal	1	1	2	2	0	0.0	2	0	0	0	3	0	0	0
2008	Bal	3	3	7	6	1	0.0	2	76	64t	1	3	0	0	0
2009	Bal	2	2	6	3	3	0.0	2	63	38	0	3	0	0	0
2010	Bal	2	2	7	6	1	0.0	0	0	0	0	0	0	1	0
2011	Bal	2	2	10	9	1	0.0	1	0	0	0	6	0	0	0
2012	Bal	4	4	15	14	1	0.0	1	6	6	0	3	0	0	0
Totals		15	15	50	43	7	0.0	9	168	64t	1	20	0	1	0



MATT SCHAUB QUARTERBACK

8

Height: 6-5 | Weight: 240 | College: Virginia |
Hometown: West Chester, Pa. | 10th NFL Season |
7th with Texans | Age as of Kickoff Weekend 2013: 32 |
Acquired: T-07 (Atlanta) | 2012 GP/GS (Playoffs): 16/16 (2/2) |
Career GP/GS (Playoffs): 118/82 (2/2) |
Teams: Atlanta, 2004-06; Houston, 2007-13 |

TRANSACTIONS: Selected by Atlanta Falcons in the third round (90th pick overall) of 2004 NFL draft... Signed by Falcons on July 28, 2004... Traded by Falcons to Houston Texans on March 22, 2007... Placed on injured reserve on Nov. 23, 2011... Re-signed by Texans on Sept. 9, 2012.

HONORS:

- AFC Offensive Player of the Week (Week 14, 2008; Week 2, 2009, Week 6, 2010; Week 11, 2012)
- Pro Bowl Selection (2010, 2013)
- Pro Bowl MVP (2010)
- FedEx Air NFL Player of the Week (Week 2, 2010; Week 11, 2012)
- Ed Block Courage Award (2012)

CAREER:

- Has started 80 games with the Texans and has thrown for franchise-records 20,911 yards and 114 touchdowns, and 64 interceptions
- Career totals include 21,944 passing yards, 120 touchdowns and 70 interceptions with a career passer rating of 91.9
- Ranks seventh in NFL history with a 64.3 completion percentage and 11th with a 91.9 career rating
- Owns the Texans career record with 25 300-yard games
- Holds the franchise record for career passer rating, with a mark of 93.3
- Tied for the second-most passing yards in a game in NFL history when he threw for 527 yards vs. Jacksonville on Nov. 18, 2012
- One of 12 NFL quarterbacks with back-to-back 4,000-yard passing seasons and one of six to throw for a combined 9,000 yards in consecutive seasons (2009-10)
- Starting quarterback of the 2010 NFL Pro Bowl, where he earned MVP honors after completing 13-of-17 passes for 189 yards and two touchdowns in a 41-34 win for the AFC

2012 (Houston 16/16, 2/2):

- Topped 4,000 yards passing for the third time in his career and led the Texans to a franchise-best 12-4 record and their second consecutive AFC South title
- Named one of the offensive captains for the season
- Completed 20-of-31 passes for 266 yards and a touchdown in the season opener vs. Miami (9/9)
- Completed his 1,500th career pass when he hit TE Owen Daniels for a 6-yard gain in the second quarter at Jacksonville (9/16)
- Name the Offensive Player of the game after tying his career-high with four touchdown passes, while throwing for 290 yards with one interception at Denver (9/23)
- Finished with a passer rating of 115.5 after completing 20-of-28 attempts for 202 yards and two touchdowns vs. Tennessee (9/30)
- Completed 23-of-37 passes for 256 yards with two touchdowns and no interceptions for a passer rating of 100.7 vs. Baltimore (10/21)
- Completed 19-of-27 passes for 268 yards with two touchdowns and no interceptions for a passer rating of 126.8 vs. Buffalo (11/4)
- Named AFC Offensive Player of the Week when he threw for a franchise-record 527 yards on 43-of-55 passing with five touchdowns including a game-winning 48-yard touchdown to Andre Johnson in overtime vs. Jacksonville (11/18)
- Surpassed 300 yards passing for the second consecutive game, completing 29-of-48 pass attempts for 315 yards with a touchdown and an interception at Detroit (11/22)
- Threw for two touchdowns at Tennessee (12/2), his sixth multi-touchdown game of the season
- Completed 19-of-32 passes for 232 yards and an interception at New England (12/10)
- Threw his 120th career touchdown pass as part of a 261-yard passing day vs. Indianapolis (12/16)
- Made his playoff debut and threw for 262 yards and an interception in AFC Wild Card Playoff vs. Cincinnati (1/5/13)
- Threw for 343 yards and two touchdowns and one interception in AFC Divisional Playoff at New England (1/13/13), giving him the first 300-yard passing game in Texans postseason history

2011 (Houston 10/10):

- Named an offensive captain for the season where he started 10 games, throwing for 2,479 yards and 15 touchdowns before suffering a season-ending foot injury
- Completed 17-of-24 passes for 220 yards and a touchdown vs. Indianapolis (9/11)
- Completed 21-of-29 passes for 230 yards and two touchdowns for a passer rating of 118.5 at Miami (9/18)
- Became the Texans' all-time completions leader as he completed 22-of-39 passes for a 373 yards, three touchdowns and an interception at New Orleans (9/25)
- Finished 14-of-21 for 138 yards, one touchdown and a passer rating of 100.9 vs. Pittsburgh (10/2)
- Threw for a season-high 416 yards and two touchdowns vs. Oakland (10/9)
- Completed 21-of-37 passes for 220 yards and a touchdown at Baltimore (10/16)
- Connected on 18-of-23 passes for 296 yards and two touchdowns with a 147.7 passer rating at Tennessee (10/23)
- Threw for 225 yards and a touchdown while also rushing for his first touchdown of the season on a 2-yard run to cap off the opening drive vs. Jacksonville (10/30)
- Ran in a touchdown for the second consecutive week vs. Cleveland (11/6)
- Connected on 11-of-15 passes for 242 yards and two touchdowns while setting a career-high and franchise record with a 154.9 passer rating at Tampa Bay (11/13)
- Placed on injured reserve after suffering a foot injury against the Buccaneers (11/23)

2010 (Houston 16/16):

- Named one of the offensive captains for the season and started all 16 games for the second

consecutive season, throwing for 4,369 yards, 24 touchdowns, 12 interceptions and a 92.0 passer rating

- Completed 38-of-52 passes for 497 yards, three touchdowns, one interception and a passer rating of 114.0 at Washington (9/19), the Texans first overtime win in franchise history
- Set a franchise record with his 60th touchdown pass as a Texan with his second touchdown pass at Oakland (10/3); completed 16-of-29 passes for 192 yards
- Named AFC Offensive Player of the Week after completing 25-of-33 passes for 305 yards and two touchdowns, including an 11-yard touchdown pass to Andre Johnson with 28 seconds remaining to clinch the win vs. Kansas City (10/17)
- Completed 22-of-32 passes for 314 yards, two touchdowns and a passer rating of 121.1 at Jacksonville (11/14)
- Completed 22-of-26 passes for 337 yards, two touchdowns and one interception at Philadelphia (12/2)
- Threw for 394 yards, breaking David Carr's franchise record of 13,391 passing yards vs. Baltimore (12/13); finished with three touchdown passes and two interceptions
- Threw for 325 yards, two touchdowns and one interception at Tennessee (12/19)
- Had his fourth consecutive 300-yard game, throwing for 310 yards, one touchdown and one interception at Denver (12/26)

2009 (Houston 16/16):

- Finished the year with an NFL-best 4,770 passing yards, becoming the first Texans quarterback to lead the League in passing
- Had 10 games with a QB rating of 90, topped 300 passing yards nine times, tying for the second-most 300-yard games in a season in NFL history
- Surpassed 10,000 passing yards as a Texan
- Named AFC Offensive Player of the Week after completing 25-of-39 passes at Tennessee (9/20) for 357 yards, a career-high four touchdown passes and a 127.8 passer rating
- Set career highs for pass attempts and completions, going 35-of-50 for 371 yards and two touchdowns at Arizona (10/11)
- Completed 28-of-40 passes for a season-high 392 yards and tied a career high with four touchdown passes at Cincinnati (10/18)
- Set a Texans season record with his 17th touchdown pass and fifth 300-yard game passing when he completed 32-of-43 passes for 311 yards and one touchdown at Indianapolis (11/8); threw his 50th career touchdown pass to FB Vonta Leach for a seven-yard score in the first quarter
- Completed 29-of-39 passes for 365 yards, two touchdowns and one interception vs. Seattle (12/13) for a passer rating of 109.5; his 336 yards at halftime were the third-most in the NFL since 1991
- Threw for 367 yards and one touchdown at St. Louis (12/20) for his NFL-leading fifth game of at least 350 passing yards
- Completed 24-of-39 passes for 303 yards with two touchdowns and one interception, giving him a passer rating of 92.1 vs. New England (1/3/10) and led the Texans back from a 27-13 fourth quarter deficit to give the Texans the first winning season in franchise history

2008 (Houston 11/11):

- Started 11 games for the second consecutive year, going 6-5 in those starts
- Threw for a career-high 3,043 yards and 15 touchdowns on 251-of-380 attempts while rushing for two touchdowns
- Missed one game due to illness and four because of a knee injury suffered against Minnesota
- Set franchise records for quarterback rating (92.7) and 300-yard passing games (4)
- Had the fourth-best completion percentage in the NFL (66.1), was second in yards per pass attempt (8.01), fourth in passing yards per game (276.6) and his 92.7 passer rating was good for eighth in the League
- Threw for 202 yards on 25-of-33 passing with one touchdown and two interceptions at Pittsburgh (9/7); also rushed for a touchdown late in the fourth quarter, the first of his career
- Completed 29-of-40 passes for 307 yards and three touchdowns at Jacksonville (9/28)
- Completed 22-of-42 passes for 379 yards and one touchdown vs. Miami (10/12) and ran the ball four times for 15 yards, including the game-winning three-yard touchdown run with :07 left on the clock; his touchdown run capped the second game-winning drive of his career, rallying the Texans from a 28-23 deficit to a 29-28 win
- Connected on 24-of-28 passes for 280 yards and three touchdowns vs. Cincinnati (10/26) and set then-franchise records with a 144.0 passer rating and 85.7 completion percentage
- Named the AFC Offensive Player of the Week after throwing for 414 yards on 28-of-42 passing and leading the third game-winning drive of his career and second of the season at Green Bay (12/7); guided the Texans 75 yards in nine plays to set up K Kris Brown's game-winning 40-yard field goal
- Completed 27-of-36 pass attempts for 328 yards and two touchdowns vs. Chicago (12/28)

2007 (Houston 11/11):

- Started 11 games in his first season as a regular starter and finished 192-of-289 for 2,241 yards and nine touchdowns passes and nine interceptions and a quarterback rating of 87.3
- Missed portions of the season with a shoulder injury and concussion
- Started his first game as a Texan vs. Kansas City (9/9) and finished 16-of-22 for 225 yards and a touchdown with a rating of 101.5; connected with WR Andre Johnson midway through the second quarter for a 77-yard touchdown
- Started at Carolina (9/16) and finished 20-of-28 for 227 yards and two touchdowns with a season-best rating of 119.2
- Completed his last 14 pass attempts to finish 27-of-33 for 236 yards and a touchdown vs. Indianapolis (9/23)
- Returned to Atlanta (9/30) against his former team and completed 28-of-40 passes for a career-high 317 yards and one touchdown pass and a 101.8 QB rating
- Started vs. Miami (10/7) and was 20-of-34 for 294 yards; led the Texans on his first-ever game-winning drive, starting at the Texans' 3-yard line and marching the team 59 yards on eight plays to set up K Kris Bown's 57-yard game-winning field goal
- Finished 21-of-33 for 293 yards and two touchdowns vs. New Orleans (11/11) and a passer rating of 112.3, his second-highest of the season
- Finished 22-of-36 for 256 yards and two touchdowns at Cleveland (11/25) and recorded his third multi-touchdown game of the season



SCHAUB, MATT

2006 (Atlanta 16/0):

- Played in all 16 games for the second consecutive season as the primary backup to starting QB Michael Vick
- Threw for 208 yards on 18-of-27 passing with one touchdown and two interceptions on the year
- Saw his most extensive action of the year in the season finale at Philadelphia (12/31), completing 15-of-21 passes for 175 yards with one touchdown and one interception

2005 (Atlanta 16/1):

- Played in every game with one start, completing 33-of-64 passes for 495 yards with four touchdowns and no interceptions on the season
- Rushed nine times for 76 yards (8.4 avg.)
- Made second career start vs. New England (10/9) and completed 18-of-34 passes for 298 yards with three touchdowns and a 112.1 passer rating; led fourth-quarter comeback from 15-point deficit to tie the game at 28 with four minutes remaining
- Played in the second half vs. Carolina (1/1/06) and completed 9-of-13 passes for 110 yards with one touchdown

2004 (Atlanta 6/1):

- Saw action in six games with one start as a rookie and served as a backup to QB Michael Vick the remaining 10 games
- Completed 33-of-70 passes for 330 yards with one touchdown and four interceptions
- Made his first NFL start and completed 17-of-41 passes for 188 yards with two interceptions at New Orleans (11/28) and rushed four times for 21 yards
- Filled in as a sub in the second quarter and completed 14-of-22 passes for 132 yards with one touchdown and one interception at Seattle (1/2/05)

COLLEGE:

- Holds Virginia school career records for pass completions (716), attempts (1,069), passing yards (7,502), total offense yards (7,560), touchdown passes (56), 300-yard passing games (eight) and 200-yard passing games (20)
- Completed 66.9 percent of his passes during his career, the second-best mark at the time in NCAA Division I-A history, topped only by Tim Couch of Kentucky (67.15 percent, 1996-98)
- 2003 Heisman Trophy candidate after being named the 2002 Atlantic Coast Conference Player of the Year
- Completed 281-of-403 passes for 2,952 yards, 18 touchdowns and 10 interceptions as a senior, earning All-ACC first-team honors after being named ACC Player of the Year and Offensive Player of the Year as a junior in 2002

PERSONAL:

- Lettered in football, baseball and basketball at East High School in West Chester, Pa.
- Completed 277-of-544 passes for 3,990 yards and 35 touchdowns during his career as he set school records for pass attempts, completions, yards per game and total yards for the Vikings
- Participated in the Atlanta Falcons Coaches Academy in addition to various charity golf tournaments and community outreach programs in 2004
- Married to Laurie and has three daughters, Madison (2) and twins, Makalya and Mackezie (1)
- Created GR8 Hope Foundation in 2011 and has raised \$300,000 for Texas Children's Hospital in two years

Schaub's 2012 Season Statistics

Date, Opp	GP	GS	Att	Cmp	Pct	Yds	Yd/Att	TD	Int	Lg	Sk	Lst	Rate
9/9 vs. MIA	1	1	31	20	64.5	266	8.6	1	0	29	2	12	102.4
9/16 @ JAX	1	1	35	26	74.3	195	5.6	0	18	0	0	0	87.2
9/23 @ DEN	1	1	30	17	56.7	290	9.7	4	1	60	1	6	115.3
9/30 vs. TEN	1	1	28	20	71.4	202	7.2	2	0	33	0	0	115.5
10/8 @ NYJ	1	1	28	14	50.0	209	7.5	1	1	34	0	0	71.9
10/14 vs. GB	1	1	33	20	60.6	232	7.0	0	2	27	3	24	56.6
10/21 vs. BAL	1	1	37	23	62.2	256	6.9	2	0	34	2	17	100.7
11/4 vs. BUF	1	1	27	19	70.4	268	9.9	2	0	39	2	12	126.8
11/11 @ CHI	1	1	26	14	53.8	95	3.7	1	2	23	1	7	42.9
11/18 vs. JAX	1	1	55	43	78.2	527	9.6	5	2	48	2	23	121.7
11/22 @ DET	1	1	48	29	60.4	315	6.6	1	1	43	2	19	78.0
12/2 @ TEN	1	1	35	21	60.0	207	5.9	2	0	54	0	0	95.8
12/10 @ NE	1	1	32	19	59.4	232	7.3	0	1	30	2	24	68.8
12/16 vs. IND	1	1	31	23	74.2	261	8.4	1	0	52	3	22	109.7
12/23 vs. MIN	1	1	32	18	56.3	178	5.6	0	0	19	3	25	72.1
12/30 @ IND	1	1	36	24	66.7	275	7.6	0	2	39	4	25	66.3
2012 Totals	16	16	544	350	64.3	4,008	7.4	22	12	60	27	216	90.7

Schaub's Career Statistics

Year Team	GP	GS	Att	Cmp	Pct	Yds	Yd/Att	TD	Int	Lg	Sk	Lst	Rate
2004 Atl	6	1	70	33	47.1	330	4.7	1	4	59	4	14	42.0
2005 Atl	16	1	64	33	51.6	495	7.7	4	0	53	6	27	98.1
2006 Atl	16	0	27	18	66.7	208	7.7	1	2	47	2	8	71.2
2007 Hou	11	11	289	192	66.4	2,241	7.8	9	9	77	16	126	87.2
2008 Hou	11	11	380	251	66.1	3,043	8.0	15	10	65	23	149	92.7
2009 Hou	16	16	583	396	67.9	4,770	8.2	29	15	72	25	149	98.6
2010 Hou	16	16	574	365	63.6	4,370	7.6	24	12	60	32	226	92.0
2011 Hou	10	10	292	178	61.0	2,479	8.5	15	6	80	16	98	96.8
2012 Hou	16	16	544	350	64.3	4,008	7.4	22	12	60	27	216	90.7
NFL Totals	118	82	2,823	1,816	64.3	21,944	7.8	120	70	80	151	1,013	91.9

Schaub's 2012 Passing Season Highs

Passing Yards	527	vs. Jacksonville (OT), 11/18/12 (43 completions)
Passing Attempts	55	vs. Jacksonville (OT), 11/18/12
Completions	43	vs. Jacksonville (OT), 11/18/12 (527 yards)
Touchdown Passes	5	vs. Jacksonville (OT), 11/18/12
Passer Rating	126.8	vs. Buffalo, 11/4/12
Longest Pass	60t	at Denver, 9/23/12

Schaub's Passing Career Highs

Passing Yards	527	vs. Jacksonville (OT), 11/18/12 (43 completions)
Passing Attempts	55	vs. Jacksonville (OT), 11/18/12
Completions	43	vs. Jacksonville (OT), 11/18/12 (527 yards)
Touchdown Passes	5	vs. Jacksonville (OT), 11/18/12
Passer Rating	154.9	at Tampa Bay, 11/13/11
Longest Pass	78t	at Tennessee, 10/23/11
Interceptions	3	at Tennessee, 9/21/08

Schaub's 2012 Rushing Season Statistics

Date, Opp	GP	GS	Rush	Yds	Avg	Lg	TD	Rec	Yds	Avg	Lg	TD
9/9 vs. MIA	1	1	4	-2	-0.5	2	0	0	0	--	--	0
9/16 @ JAX	1	1	2	-3	-1.5	0	0	0	0	--	--	0
9/23 @ DEN	1	1	0	0	--	--	0	0	0	--	--	0
9/30 vs. TEN	1	1	2	-2	--	0	0	0	0	--	--	0
10/8 @ NYJ	1	1	0	0	--	--	0	0	0	--	--	0
10/14 vs. GB	1	1	1	0	0.0	0	0	0	0	--	--	0
10/21 vs. BAL	1	1	1	-2	-2.0	-2	0	0	0	--	--	0
11/4 vs. BUF	1	1	1	0	0.0	0	0	0	0	--	--	0
11/11 @ CHI	1	1	2	-2	--	0	0	0	0	--	--	0
11/18 vs. JAX	1	1	0	0	--	--	0	0	0	--	--	0
11/22 @ DET	1	1	2	-0.5	0.0	0	0	0	0	--	--	0
12/2 @ TEN	1	1	4	5	1.3	8	0	1	-6	-6.0	-6	0
12/10 @ NE	1	1	0	0	--	--	0	0	0	--	--	0
12/16 vs. IND	1	1	0	0	--	--	0	0	0	--	--	0
12/23 vs. MIN	1	1	0	0	--	--	0	0	0	--	--	0
12/30 @ IND	1	1	2	-0.5	0.0	0	0	0	0	--	--	0
2012 Totals	16	16	21	-9	-0.4	8	0	1	-6	-6.0	-6	0

Schaub's Career Rushing Statistics

Year Team	G	GS	Rush	Yds	Avg	Lg	TD	Rec	Yds	Avg	Lg	TD
2004 Atl	6	1	8	26	3.3	11	0	0	0	--	--	0
2005 Atl	16	1	9	76	8.4	23	0	0	0	--	--	0
2006 Atl	16	0	7	21	3.0	19	0	0	0	--	--	0
2007 Hou	11	11	17	52	3.1	12	0	0	0	--	--	0
2008 Hou	11	11	31	68	2.2	10	2	0	0	--	--	0
2009 Hou	16	16	48	57	1.2	19	0	0	0	--	--	0
2010 Hou	16	16	22	28	1.3	8	0	0	0	--	--	0
2011 Hou	10	10	15	8	0.5	3	2	0	0	--	--	0
2012 Hou	16	16	21	-9	-0.4	8	0	1	-6	-6.0	-6	0
NFL Totals	118	82	178	327	1.8	23	4	1	-6	-6.0	-6	0

Schaub's 2012 Rushing Season Highs

Long Rush 8 at Tennessee, 12/2/12

Schaub's Rushing Career Highs

Rushing Yards	56	vs. Minnesota (4 rushes), 10/2/05
Long Rush	23	vs. Minnesota, 10/2/05
Rushing Touchdowns	1	four times, most recent: vs. Cleveland, 11/6/11

Additional Statistics

Fumbles/Lost: 33/14 total; 2004 - 1/0, 2005 - 1/1, 2006 - 1/0, 2007 - 7/3, 2008 - 10/4, 2009 - 3/2, 2010 - 9/3, 2011 - 2/1

Fumble Recoveries: 10 total; 2004 - 0, 2005 - 0, 2006 - 1, 2007 - 2, 2008 - 4, 2009 - 1, 2010 - 1, 2011 - 1

Schaub's 2012 Playoff Statistics

Date, Opp	GP	GS	Att	Cmp	Pct	Yds	Yd/Att	TD	Int	Lg	Sk	Lst	Rate
1/5/13 vs. CIN (WC)	1	1	38	29	76.3	262	6.9	0	1	22	0	0	83.4
1/13/13 at NE (Div)	1	1	51	34	66.7	343	6.7	2	1	28	2	28	90.6
2012 Totals	2	2	89	63	70.8	605	6.8	2	1	28	2	28	92.2



DARRYL SHARPTON INSIDE LINEBACKER

51

Height: 5-11 | Weight: 231 | College: Miami (Fla.) |
Hometown: Coral Gables, Fla. | 4th NFL Season |
4th with Texans | Age as of Kickoff Weekend 2012: 24 |
Acquired: D4a-'10 (102nd overall) | 2012 GP/GS (Playoffs): 7/6 (0/0) |
Career GP/GS (Playoffs): 27/12 (0/0) | Teams: Houston, 2010-13 |

TRANSACTIONS: Selected by Houston Texans in the fourth round (102nd overall) of the 2010 NFL Draft... Signed by Texans on June 11, 2010...Placed on injured reserve on Dec. 29, 2010...Placed on injured reserve on Nov. 2, 2011...Placed on PUP list on Aug. 26, 2012...Signed by Texans off PUP to active roster on Nov. 17, 2012...Placed on injured reserve on Jan. 1, 2012.

2012 (Houston 7/6):

- Finished with 39 tackles (18 solo), one interception and a fumble recovery in seven games.
- Placed on the Physically Unable to Perform (PUP) list (8/26)
- Activated off of PUP on to active roster (11/17)
- Made his season debut vs. Jacksonville (11/18), collecting seven tackles (four solo)
- Recovered his first career fumble and had a career-high 13 tackles (five solo) at Detroit (11/22)
- Registered his first career interception and had seven tackles (three solo) at Tennessee (12/2)
- Made six tackles (two solo) at New England (12/10)
- Recorded three tackles (two solo) vs. Indianapolis (12/16)
- Had two tackles vs. Minnesota (12/23)
- Registered one tackle and pass defended at Indianapolis (12/30)
- Placed on injured reserve (1/1/13)

2011 (Houston 8/0):

- Made a season-high three solo tackles in the season opener vs. Indianapolis (9/11)
- Had two solo tackles vs. Oakland (10/9), at Baltimore (10/16) and at Tennessee (10/23)
- Placed on injured reserve after suffering an injury to his quadricep vs. Jacksonville (11/2)

2010 (Houston 12/6):

- Saw action in 12 games with six starts; five at weakside linebacker and one at middle linebacker
- Made 21 tackles (13 solo) in his rookie campaign along with one sack
- Saw action on special teams where he led the squad with two tackles vs. San Diego (11/7)
- Made the first start of his professional career at weakside linebacker and made five tackles (three solo) including two for a loss and two special teams tackles at New York Jets (11/21)
- Recorded six tackles (three solo) including the first sack of his NFL career vs. Baltimore (12/13)
- Started his fifth straight game at weakside linebacker and made five tackles (three solo) at Tennessee (12/19)
- Notched his first start at middle linebacker and made five tackles (four solo) at Denver (12/26)
- Placed on injured reserve (12/29) after injuring his shoulder at Denver (12/26)

COLLEGE:

- Started 30-of-52 games at Miami, including 18 at middle linebacker, nine at strongside linebacker and three at weakside linebacker
- Recorded 255 tackles (154 solo) that included 2.5 sacks for minus-24 yards and 27 stops for losses totaling 75 yards
- Caused and recovered a fumble, deflected nine passes, fielded six short kickoffs for 40 yards and had a 73-yard interception return for a touchdown
- Started 12-of-13 games as a senior and led the team with a career-high 106 tackles (65 solo) as well as a forced fumble, three passes defended and an interception which he returned for a 73-yard touchdown
- Started nine games as a junior and finished fourth on the team with 58 tackles (33 solo) that included 1.5 sacks for minus-14 yards and six stops for losses of 24 yards; recovered a fumble and broke up two passes
- Played in 11 games as a sophomore and ranked sixth on the team with 46 tackles (30 solo), adding one stop for a 12-yard loss
- Named third-team Freshman All-American by The Sporting News and College Football News in 2006 and was selected to The Sporting News ACC All-Freshman team
- Received a medical hardship waiver in 2005
- Graduated with a degree in finance

PERSONAL:

- Played both offense and defense throughout his career at Coral Gables (Fla.) High School, and also returned kickoffs and blocked four punts
- As a senior in 2004, he finished with 96 tackles (three for loss), two interceptions and four blocked punts
- Selected to play in the Cali/Florida Bowl, but declined the invitation
- As a junior, recorded 110 tackles and one interception for a touchdown
- Ranked as the nation's 28th best outside linebacker prospect by Rivals.com and was chosen All-Dade County while ranking as the 10th-best prospect in Dade County by the Miami Herald
- Was in his school's International Baccalaureate Program
- Presently enrolled in post-graduate school at Miami
- Uncle is renowned activist Rev. Al Sharpton

Sharpton's 2012 Season Statistics

Date, Opp	Tackles						Interceptions						Fumbles					
	G	GS	Tot	Solo	Asst	Sk	Yds	No	Yds	Lg	TD	PD	FF	FR	Yds	TD		
9/9 vs. MIA								PHYSICALLY UNABLE TO PERFORM										
9/16 @ JAX								PHYSICALLY UNABLE TO PERFORM										
9/23 @ DEN								PHYSICALLY UNABLE TO PERFORM										
9/30 vs. TEN								PHYSICALLY UNABLE TO PERFORM										
10/8 @ NYJ								PHYSICALLY UNABLE TO PERFORM										
10/14 vs. GB								PHYSICALLY UNABLE TO PERFORM										
10/21 vs. BAL								PHYSICALLY UNABLE TO PERFORM										
11/4 vs. BUF								PHYSICALLY UNABLE TO PERFORM										
11/11 @ CHI								PHYSICALLY UNABLE TO PERFORM										
11/18 vs. JAX	1	0	7	4	3	0	0	0	0	0	0	0	0	0	0	0		
11/22 @ DET	1	1	13	5	8	0	0	0	0	0	0	0	0	1	0	0		
12/2 @ TEN	1	1	7	3	4	0	0	1	-2	-2	0	1	0	0	0	0		
12/10 @ NE	1	1	6	2	4	0	0	0	0	0	0	0	0	0	0	0		
12/16 vs. IND	1	1	3	2	1	0	0	0	0	0	0	0	0	0	0	0		
12/23 vs. MIN	1	1	2	2	0	0	0	0	0	0	0	0	0	0	0	0		
12/30 @ IND	1	1	1	0	1	0	0	0	0	0	0	1	0	0	0	0		
2012 Totals	7	6	39	18	21	0.0	0.0	1	-2	0	0	2	0	1	0	0		

Sharpton's Career Statistics

		Tackles						Interceptions					Fumbles				
Year	Team	G	GS	Tot	Solo	Asst	Sk	Yds	No	Yds	Lg	TD	PD	FF	FR	Yds	TD
2010	HOU	12	6	21	13	8	1.0	9.0	0	0	0	0	0	0	0	0	0
2011	HOU	8	0	9	9	0	0.0	0.0	0	0	0	0	0	0	0	0	0
2012	HOU	7	6	39	18	21	0.0	0.0	1	-2	0	0	2	0	1	0	0
NFL Totals		27	12	69	40	29	1.0	9.0	1	-2	0	0	2	0	1	0	0

Sharpton's Season Highs

Tackles	13	at Detroit, 11/22/12
Interceptions	1	at Tennessee, 12/2/12
Fumbles Recovered	1	at Detroit, 11/22/12
Passes Defensed	1	twice, most recent: at Indianapolis, 12/30/12

Sharpton's Career Highs

Tackles	13	at Detroit, 11/22/12
Sacks	1.0	vs. Baltimore (J. Flacco), 12/13/10
Interceptions	1	at Tennessee, 12/2/12
Fumbles Recovered	1	at Detroit, 11/22/12
Passes Defensed	1	twice, most recent: at Indianapolis, 12/30/12



ANTONIO SMITH DEFENSIVE END

Height: 6-4 | Weight: 289 | College: Oklahoma State |
Hometown: Oklahoma City, Okla. | 9th NFL Season |
5th with Texans | Age as of Kickoff Weekend 2013: 31 |
Acquired: UFA-'09 (Arizona) | 2012 GP/GS (Playoffs): 16/16 (2/2) |
Career GP/GS (Playoffs): 125/102 (8/7) |
Teams: Arizona, 2004-08; Houston, 2009-13 |

94

TRANSACTIONS: Selected by Arizona Cardinals in the fifth round (135th overall) of the 2004 NFL Draft... Signed by Cardinals on July 27, 2004... Released by Cardinals on Sept. 5, 2004... Re-signed by Cardinals to practice squad on Sept. 6, 2004... Signed by Cardinals to active roster on Dec. 15, 2004... Assigned by Cardinals to Hamburg Sea Devils in 2005 NFL Europe enhancement allocation program on Feb. 14, 2005... Released by Cardinals on Sept. 4, 2005... Re-signed by Cardinals to practice squad on Sept. 8, 2005... Signed by Cardinals to active roster on Oct. 6, 2005... Re-signed with Cardinals on April 5, 2007... Re-signed with Cardinals on April 3, 2008... Signed by Houston Texans on March 1, 2009.

HONORS:

- Pro Bowl (2012)

CAREER:

- Joined the Texans as an unrestricted free agent prior to the 2009 season
- Started 61-of-62 games in his four seasons in Houston and has registered 144 tackles, 22.0 sacks, six forced fumbles and three fumble recoveries
- Played in 61 games with 39 starts over five seasons with the Arizona Cardinals
- Spent the spring of 2005 with the Hamburg Sea Devils of NFL Europe, starting 9-of-10 games and finished with six sacks, 28 tackles and a forced fumble while earning All-NFL Europe honors
- Worked his way up from the Cardinals practice squad to become a regular starter, eventually starting all three playoff games for the Cardinals in their run to Super Bowl XLII

2012 (Houston 16/16, 2/2):

- Set career-highs with 7.0 sacks and three passes defended on the season
- Named one of the defensive captains for the 2012 season
- Assisted on a sack of Ryan Tannehill in the season opener vs. Miami (9/9)
- Made three tackles (one solo) including assisting on a sack at Jacksonville (9/16)
- Made three tackles (two solo) and had two quarterback hits at Denver (9/23)
- Sacked Matt Hasselbeck for a 1-yard loss, forcing a fumble on the play vs. Tennessee (9/30)
- Registered a season-high six tackles (three solo) one quarterback hit at the New York Jets (10/8)
- Registered his third and fourth sacks of the season when he dropped Joe Flacco on consecutive plays in the fourth quarter vs. Baltimore (10/21)
- Collected two passes defended vs. Jacksonville (11/18)
- Recorded three tackles (two solo) and a pass defended at Detroit (11/22)
- Made three tackles including a sack for a 9-yard loss, forced a fumble and recovered a fumble at Tennessee (12/2)
- Sacked Andrew Luck for a 9-yard loss and collected two tackles vs. Indianapolis (12/16)
- Registered five tackles vs. Minnesota (12/23)
- Set a career high for sacks with 7.0 when he sacked QB Andrew Luck for a loss of 7 yards in the second quarter at Indianapolis (12/30)
- Collected two tackles in AFC Wild Card Playoff vs. Cincinnati (1/5/13)
- Made one tackle and had three quarterback hits in AFC Divisional Playoff at New England (1/13/13)

2011 (Houston 16/16, 2/2):

- Named one of the defensive captains for the 2011 season and finished second on the team with 6.5 sacks along with one forced fumble and 25 tackles (19 solos)
- Recorded one sack for a loss of 7 yards, one forced fumble and two quarterback pressures to go along with three tackles (one solo) in the season opener vs. Indianapolis (9/11)
- Made two solo tackles, one sack for a loss of 9 yards and one pass defended at Miami (9/18)
- Recorded a sack in his third straight game for the second time in his career at New Orleans (9/25)
- Made two solo tackles vs. Pittsburgh (10/2), including a fourth-quarter sack of Ben Roethlisberger
- Had three solo tackles and two hits on the quarterback at Baltimore (10/16)
- Sacked Matt Hasselbeck twice in the season finale vs. Tennessee (1/1/12), giving him a career-high 6.5 sacks on the season
- Sacked Andy Dalton for an 8-yard loss as part of a five-tackle day in AFC Wild Card Playoff vs. Cincinnati (1/7/12)
- Recorded three tackles (two solo) in AFC Divisional Playoff at Baltimore (1/15/12)

2010 (Houston 16/16):

- Named one of the defensive captains for the 2010 season
- Started all 16 games while registering 38 tackles (23 solo) and four sacks
- Assisted on a sack and had three quarterback hits and a pass defended vs. Indianapolis (9/12)
- Made four solo tackles, two sacks and forced a fumble at Oakland (10/3)
- Recorded three tackles (two solo) and had a pass defended vs. Kansas City (10/17)
- Had four solo tackles and assisted on a sack with Mario Williams vs. San Diego (11/7)
- Registered four tackles (two solo) and had a hit on the quarterback at the New York Jets (11/21)
- Notched two tackles (one solo) and two hits on the quarterback vs. Tennessee (11/28)
- Made his fourth sack of the season as part of a three-tackle day including two for a loss at Tennessee (12/19)
- Assisted on three tackles and had four quarterback hits in the season finale vs. Jacksonville (1/2/11)

2009 (Houston 16/15):

- Made 34 tackles including 4.5 sacks, two forced fumbles and two fumble recoveries
- Made his Texans debut, starting at defensive end and recording three solo tackles and a forced fumble vs. the New York Jets (9/13)

- Made two solo tackles, including one for a loss vs. Oakland (10/4) as well as recording two quarterback hits and recovering a fumble
- Assisted on one tackle and recovered a fumble at Cincinnati (10/18)
- Made his first sack as a Texan and had two tackles (two solo), three quarterback hits and one tackle for a loss at Buffalo (11/1)
- Had two solo tackles, one sack for a loss of 6 yards and a forced fumble at Indianapolis (11/8)
- Made three solo tackles, including one for a loss and a quarterback hit vs. Tennessee (11/23)
- Teamed with DE Connor Barwin on a 10-yard sack of Jaguars QB David Garrard at Jacksonville (12/6), finishing with two total tackles and two quarterback hits
- Made four tackles (three solo) at St. Louis (12/20) including a sack of Rams QB Keith Null for a loss of 8 yards
- Had two tackles (one solo), three quarterback hits and combined with DT Jeff Zgonina for a sack on Chad Henne for a loss of 8 yards at Miami (12/27)

2008 (Arizona 16/10, 4/3):

- Started 10 regular-season games and three playoff games for the NFC Champion Cardinals, including Super Bowl XLII
- Finished with 41 total tackles (31 solo), 3.5 sacks, two forced fumbles and three fumble recoveries
- Recorded three sacks and his first sack of the season for an 8-yard loss at Seattle (11/16)
- Recorded four solo tackles, including two solos, and a half-sack at Philadelphia (11/27)
- Started and recorded a season-high five solo tackles and one sack vs. Minnesota (12/14)
- Made three solo tackles and a sack in playoff-clinching win vs. Seattle (12/28)
- Had three solo tackles and a sack in NFC Wild Card Playoff win against Atlanta (1/3/09)
- Started and recorded two solo tackles and a sack in NFC Divisional Playoff win at Carolina (1/10/09)
- Started and had one solo tackle in NFC Championship Game victory against Philadelphia (1/18/09)
- Started and notched two tackles, including one solo, in Super Bowl XLII vs. Pittsburgh (2/1/09)

2007 (Arizona 16/13):

- Started 13-of-16 games and registered a career-high 60 tackles and 5.5 sacks while finishing tied for third in the NFL in defensive fumble recoveries with three
- Recovered a second-quarter fumble at 49ers 36-yard line to set up touchdown in the season opener at San Francisco (9/10)
- Led team with one sack and one quarterback hit in the home opener vs. Seattle (9/16)
- Tied season highs with seven total tackles and five unassisted tackles as well as recorded one sack and one tackle for loss vs. Pittsburgh (9/30)
- Recorded one quarterback hit and one sack vs. Carolina (10/14) to set a then-single-season career high with 3.5 sacks in six games
- Totaled one forced fumble, two quarterback hits and recovered a fumble and advanced it to the Arizona 49 yard-line in the third quarter that led to a touchdown vs. Detroit (11/11)
- Recovered first-quarter fumble as well as one quarterback pressure and one quarterback hit vs. Cleveland (12/2)

2006 (Arizona 16/8):

- Appeared in all 16 games for the first time in his career, starting eight, while also recording 25 tackles
- Recorded one tackle and recovered his first career fumble late in the fourth quarter vs. St. Louis (9/24)
- Had four tackles while registering his first sack of the season when he corralled Michael Vick in the second quarter at Atlanta (10/1)
- Earned his first start of the season at defensive tackle, collected two tackles and two quarterback pressures vs. Chicago (10/16)
- Collected three tackles, a half sack and a quarterback pressure at St. Louis (12/3)
- Had four tackles, one sack and a quarterback pressure vs. Seattle (12/10)
- Collected five tackles, two tackles for a loss and a fumble recovery which he picked up and ran back four yards for a touchdown vs. Denver (12/17)

2005 (Arizona 11/8):

- Made his first career start at Detroit (11/13) and recorded three tackles including one for a loss
- Recorded two tackles and forced a fumble vs. Jacksonville (11/27)
- Recorded his first two career sacks at Houston (12/18) bringing down David Carr while also adding one tackle
- Sacked Jim Sorgi for his third sack of the season at Indianapolis (1/1/06)

2004 (Arizona 2/0):

- Signed to the 53-man active roster on 12/15 after spending the first 13 weeks as a member of the practice squad
- Saw action on defense in his first game on the active roster vs. St. Louis (12/19) and at Seattle (12/26) and recorded one QB pressure

COLLEGE:

- Two-year starter at Oklahoma State after transferring from Northeastern Oklahoma A&M College
- Though his senior season was shortened by a leg injury, still managed to record two-year totals of 60 tackles (30 solos), 8.5 sacks, seven quarterback pressures and three pass deflections in 24 games

PERSONAL:

- Attended John Marshall (Oklahoma City, Okla.) High School where he was named all-city and honorable mention all-state as a senior
- Did not begin playing football until ninth grade at the urging of a friend
- Also lettered in track and earned all-city recognition in shot put



SMITH, ANTONIO

Smith's 2012 Season Statistics

	Tackles						Interceptions					Fumbles				
Date, Opp	G	GS	Tot	Solo	Asst	Sk	Yds	No	Yds	Lg	TD	PD	FF	FR	Yds	TD
9/9 vs. MIA	1	1	2	1	1	0.5	4.0	0	0	0	0	0	0	0	0	0
9/16 @ JAX	1	1	3	1	2	0.5	4.0	0	0	0	0	0	0	0	0	0
9/23 @ DEN	1	1	3	2	1	0.0	0.0	0	0	0	0	0	0	0	0	0
9/30 vs. TEN	1	1	2	1	1	1.0	1.0	0	0	0	0	0	1	0	0	0
10/8 @ NYJ	1	1	6	3	3	0.0	0.0	0	0	0	0	0	0	0	0	0
10/14 vs. GB	1	1	4	3	1	0.0	0.0	0	0	0	0	0	0	0	0	0
10/21 vs. BAL	1	1	5	4	1	2.0	17.0	0	0	0	0	0	0	0	0	0
11/4 vs. BUF	1	1	4	2	2	0.0	0.0	0	0	0	0	0	0	0	0	0
11/11 @ CHI	1	1	1	0	1	0.0	0.0	0	0	0	0	0	0	0	0	0
11/18 vs. JAX	1	1	1	0	1	0.0	0.0	0	0	0	0	2	0	0	0	0
11/22 @ DET	1	1	3	2	1	0.0	0.0	0	0	0	0	1	0	0	0	0
12/2 @ TEN	1	1	3	3	0	1.0	9.0	0	0	0	0	0	1	1	0	0
12/10 @ NE	1	1	3	2	1	0.0	0.0	0	0	0	0	0	0	0	0	0
12/16 vs. IND	1	1	2	2	0	1.0	9.0	0	0	0	0	0	0	0	0	0
12/23 vs. MIN	1	1	5	5	0	0.0	0.0	0	0	0	0	0	0	0	0	0
12/30 @ IND	1	1	4	4	0	1.0	7.0	0	0	0	0	0	0	0	0	0
2012 Totals	16	16	51	35	16	7.0	51.0	0	0	0	0	3	2	1	0	0

Smith's Career Statistics

		Tackles							Interceptions					Fumbles			
Year	Team	G	GS	Tot	Solo	Asst	Sk	Yds	No	Yds	Lg	TD	PD	FF	FR	Yds	TD
2004	Ari	2	0	0	0	0	0.0	0.0	0	0	0	0	0	0	0	0	0
2005	Ari	11	8	16	16	0	3.0	16.0	0	0	0	0	0	0	0	0	0
2006	Ari	16	8	25	15	10	2.5	9.0	0	0	0	0	0	0	2	4	1
2007	Ari	16	13	44	37	7	5.5	35.0	0	0	0	0	0	1	3	10	0
2008	Ari	16	10	41	31	10	3.5	24.0	0	0	0	0	0	2	3	16	0
2009	Hou	16	15	34	26	8	4.5	25.0	0	0	0	0	1	2	2	0	0
2010	Hou	16	16	38	23	15	4.0	28.0	0	0	0	0	2	1	0	0	0
2011	Hou	16	16	25	19	6	6.5	44.5	0	0	0	0	2	1	0	0	0
2012	Hou	16	16	51	35	16	7.0	51.0	0	0	0	0	3	2	1	0	0
NFL Totals		125	102	274	202	72	36.5	232.5	0	0	0	0	8	9	11	30	1

Smith's 2012 Season Highs

Sacks	2	vs. Baltimore (J. Flacco), 10/21/12
Tackles	6	at New York Jets, 10/8/12
Forced Fumbles	1	twice, last at Tennessee, 12/2/12
Passes Defensed	2	vs. Jacksonville, 11/18/12
Fumble Recoveries	1	at Tennessee, 12/2/12

Smith's Career Highs

Tackles	6	twice, most recent: at NY Jets, 10/8/12
Sacks	2	twice, last vs. Baltimore (J. Flacco), 10/21/12
Forced Fumbles	1	Eight times, most recent: at Tennessee, 12/2/12
Fumble Recoveries	1	Nine times, most recent: at Tennessee, 12/2/12
Touchdowns	1	vs. Denver, 4-yard FR, 12/17/06
Passes Defensed	2	vs. Jacksonville, 11/18/12

Smith's 2012 Playoff Statistics

Date, Opp	Tackles							Interceptions				Fumbles				
	GP	GS	Tot	Solo	Asst	Sk	Yds	No	Yds	Lg	TD	PD	FF	FR	Yds	TD
1/5/13 vs. CIN (WC)	1	1	2	2	0	0.0	0.0	0	0	0	0	0	0	0	0	0
1/13/13 at NE (Div)	1	1	1	1	0	0.0	0.0	0	0	0	0	0	0	0	0	0
2012 Totals	2	2	3	3	0	0.0	0.0	0	0	0	0	0	0	0	0	0

Smith's Career Playoff Statistics

Date, Opp	Tackles							Interceptions				Fumbles				
	GP	GS	Tot	Solo	Asst	Sk	Yds	No	Yds	Lg	TD	PD	FF	FR	Yds	TD
1/3/09 vs. ATL (WC)	1	0	3	3	0	1.0	3.0	0	0	0	0	0	0	0	0	0
1/10/09 at CAR (Div)	1	1	2	2	0	1.0	7.0	0	0	0	0	0	1	1	0	0
1/18/09 vs. PHI (Conf)	1	1	1	1	0	0.0	0.0	0	0	0	0	0	0	0	0	0
2/1/09 vs. PIT (SB)	1	1	2	1	1	0.0	0.0	0	0	0	0	0	0	0	0	0
1/7/12 vs. CIN (WC)	1	1	5	5	0	1.0	8.0	0	0	0	0	0	0	0	0	0
1/15/12 at BAL (Div)	1	1	3	2	1	0.0	0.0	0	0	0	0	0	0	0	0	0
1/5/13 vs. CIN (WC)	1	1	2	2	0	0.0	0.0	0	0	0	0	0	0	0	0	0
1/13/13 at NE (Div)	1	1	1	1	0	0.0	0.0	0	0	0	0	0	0	0	0	0
Career Totals	8	7	19	17	2	3.0	18.0	0	0	0	0	0	1	1	0	0



WADE SMITH

GUARD

Height: 6-4 | Weight: 301 | College: Memphis |
 Hometown: Dallas, Texas | 11th NFL Season |
 4th with Texans | Age as of Kickoff Weekend 2013: 32 |
 Acquired: UFA-'10 (Kansas City) | 2012 GP/GS (Playoffs): 16/16 (2/2) |
 Career GP/GS (Playoffs): 122/82 (5/4) | Teams: Miami, 2003-05;
 New York Jets, 2006-07; Kansas City, 2008-09; Houston, 2010-12 |

74

TRANSACTIONS: Selected by Miami Dolphins in the third round (78th overall) of the 2003 NFL Draft... signed by Dolphins on July 28, 2003...Placed on injured reserve on Sept. 4, 2005...Released by Dolphins on Sept. 12, 2006...Signed by New York Jets on Sept. 15, 2006...Signed by Jets on March 12, 2007... Signed by Kansas City Chiefs on April 21, 2008...Signed by Houston Texans as unrestricted free agent on March 16, 2010.

HONORS:

- Pro Bowl selection (2013)
- 2010 USA Today All-Joe Team
- Madden Most Valuable Protectors Award (Week 7, 2011; Week 4, 2012; Week 13, 2012)

CAREER:

- Started all 16 games in each of his first three seasons in Houston
- Played the majority of his snaps with the Kansas City Chiefs (2008-09) at right guard and center
- Worked primarily at tackle with the New York Jets (2006-07)
- Former third-round selection of Miami, started all 16 games at left tackle for the Dolphins as a rookie in 2003
- Has played in 122 career games with 82 starts and has played in five postseason contests

2012 (Houston 16/16, 2/2):

- Started all 16 games for the third consecutive season, earning a selection to the AFC Pro Bowl team for the first time in his career
- Part of an offensive line that cleared the way for Texans running backs to rush for 216 yards and three touchdowns while not allowing Matt Schaub to be sacked at Jacksonville (9/17)
- Helped provide protection for Schaub, enabling him to tie a career-high with four touchdown passes at Denver (9/23)
- Helped Arian Foster rush for 152 yards and a touchdown at the New York Jets (10/8)
- Part of an offense that set a franchise record by scoring 43 points vs. Baltimore (10/21)
- Helped Foster go over 100 yards for the fourth time this season as he gained 111 yards on 24 carries and scored a touchdown vs. Buffalo (11/4)
- Part of an offense that set a franchise record with 653 yards of offense and tied the franchise scoring record with 43 points vs. Jacksonville (11/18) and put up another 501 yards at Detroit (11/22)
- Paved the way for Foster to rush for 140 yards while not allowing Schaub to be sacked in the AFC Wild Card Playoff vs. Cincinnati (1/5/13)
- Paved the way for Foster to rush for 90 yards while only allowing Schaub to be sacked one time in the AFC Divisional Playoff at New England (1/13/13)

2011 (Houston 16/16, 2/2):

- Started all 16 games for an offense that averaged 153.0 rushing yards per game
- Paved the way for Ben Tate to rush for 116 yards vs. Indianapolis (9/11) and 103 yards at Miami (9/18)
- Provided pocket protection enabling Matt Schaub to throw for 373 yards and three touchdowns at New Orleans (9/25)
- Helped control the line of scrimmage, clearing the way for Arian Foster to rush for 155 yards and a touchdown vs. Pittsburgh (10/2)
- Recovered two fumbles, including one in the end zone for his first career touchdown at Baltimore (10/16)
- Part of an offense that put up 518 total yards, the third-highest in team history, which included two 100-yard rushers and a 100-yard receiver at Tennessee (10/23)
- Cleared holes on the offensive line enabling the Texans to rush for a franchise-record 261 yards, including two 100-yard rushers for the second time this season, vs. Cleveland (11/6)
- Paved the way for Foster to become the first player to rush for over 100 yards on the Falcons defense this season when he went for 111 yards on 31 carries vs. Atlanta (12/4)
- Helped Foster go over 100 yards for the sixth time this season and over 1,000 yards rushing for the second consecutive season vs. Carolina (12/18)
- Cleared holes on the offensive line for Foster to rush for 153 yards in AFC Wild Card Playoff vs. Cincinnati (1/7/12)
- Paved the way for Foster to rush for 132 yards, the most Baltimore's defense has ever given up in a postseason game, in AFC Divisional Playoff (1/15/12)

2010 (Houston 16/16):

- Started every game at left guard for an offense that set a franchise record averaging 386.6 yards per game to rank third in the NFL and produced the NFL's leading rusher
- Made his Texans debut, started at left guard and helped pave the way for Foster's franchise-record 231 yards rushing vs. Indianapolis (9/12)
- Provided pocket protection for Schaub, enabling him to throw for a franchise-record 497 yards and three touchdowns at Washington (9/19)
- Helped Texans running backs rush for 249 yards while allowing no sacks at Oakland (10/3)
- Provided protection for Schaub during his AFC Player of the Week performance vs. Kansas City (10/17)
- Cleared holes at left guard, allowing Foster to rush for 127 yards vs. San Diego (11/7)
- Opened holes for Foster to rush for 143 yards vs. Tennessee (11/28)
- Recovered a fumble at Tennessee (12/19)

- Paved the way for Foster to rush for 180 yards vs. Jacksonville (1/2/11) and wrap up the 2010 NFL rushing title

2009 (Kansas City 16/9):

- Played in all 16 games with nine starts in his second season with the Chiefs

2008 (Kansas City 15/7):

- Played in 15 games on special teams and saw duty in 10 contests on offense
- Started seven games, opening six games at right guard and one at center

2007 (New York Jets 14/0):

- Appeared as a reserve in 14 games

2006 (New York Jets 7/0, 1/0):

- Played in seven games as a reserve offensive lineman
- Appeared in an AFC Wild Card at New England (1/7/07)

2005 (Miami 0/0):

- Spent the entire season on injured reserve with a right forearm injury suffered in training camp

2004 (Miami 6/2):

- Saw action in six contests with two starts and was inactive for 10 games
- Started at left tackle vs. Tennessee (9/11) and at Cincinnati (9/19)

2003 (Miami 16/16):

- Started all 16 games at left tackle
- Was a consensus all-rookie selection and the club's Newcomer of the Year by the South Florida media
- Started his first career NFL contest at left tackle vs. the N.Y. Jets (9/3)

COLLEGE:

- Four-year letterman and two-year starter at Memphis
- Saw action at tight end his first two seasons before switching to tackle as a junior
- Played in 45 games (29 starts)
- Named second-team All-Conference USA as a senior in 2002
- Named the team's Offensive Lineman of the Year as a junior in 2001
- Graduated from Memphis with a degree in finance

PERSONAL:

- Was a two-year letterman as a tight end at Lake Highlands High School in Dallas
- Married to wife, Chareta, with a son, Nicholas, and two daughters, Arissa and Aalyiah

Smith's Career Statistics:

- Games/Starts: 2003: 16/16; 2004: 6/2; 2005: 0/0; 2006: 7/0; 2007: 14/0; 2008: 15/7; 2009: 16/9; 2010: 16/16; 2011: 16/16; 2012: 16/16; Total: 122/82.
- Postseason Games/Starts: 2006: 1/0; 2011: 2/2; 2012: 2/2; Total: 5/4.
- Tackles: 6 total; 2009 – 4, 2011 – 2



PHILLIP SUPERNAW

TIGHT END

48

Height: 6-5 | Weight: 248 | College: Ouachita Baptist |
 Hometown: Katy, Texas | 1st NFL Season |
 1st with Texans | Age as of Kickoff Weekend 2013: 23 |
 Acquired: CFA-'12 | 2012 GP/GS (Playoffs): 0/0 (0/0) |
 Career GP/GS (Playoffs): 0/0 (0/0) | Teams: Houston, 2012-13 |

TRANSACTIONS: Signed with Houston Texans on May 14, 2012...Released by Texans on Aug. 31, 2012...
 Signed to the Texans practice squad on Sept. 1, 2012...Placed on the Practice Squad/Injured List on Oct.
 18, 2012 with a right foot injury...Re-signed by Texans on March 11, 2013.

2012 (Houston 0/0, 0/0):

- Spent the first six weeks of the season on the Texans' practice squad before suffering an injury to his right foot and being placed on the Practice Squad/Injured List

COLLEGE:

- Started 36-of-40 games in his career, catching 64 passes for 710 yards and 10 touchdowns
- Helped lead the Tigers to the inaugural Great American Conference Championship in 2011
- Averaged 30.1 receiving yards per game and 13.7 yards per catch throughout senior season
- Named First Team All-Gulf South Conference in 2009

PERSONAL:

- Attended James E. Taylor High School



BEN TATE RUNNING BACK

Height: 5-11 | Weight: 214 | College: Auburn |
Hometown: Salisbury, Md. | 4th NFL Season |
4th with Texans | Age as of Kickoff Weekend 2013: 24 |
Acquired: D2-'10 (58th overall) | 2012 GP/GS (Playoffs): 11/0 (1/0) |
Career GP/GS (Playoffs): 26/2 (1/0) | Teams: Houston, 2010-13 |

44

TRANSACTIONS: Selected by Houston Texans in the second round (58th overall) of the 2010 NFL Draft... Signed by Texans on July 29, 2010...Placed on injured reserve on Aug. 30, 2010.

HONORS:

- USA Today All-Joe Team (2011)

2012 (Houston 11/0, 1/0):

- Saw action in 11 games, rushing for 260 yards on 62 carries and two touchdowns
- Named the Offensive Player of the Game after rushing for 74 yards on 12 carries and two touchdowns at Jacksonville (9/16)
- Carried eight times for 26 yards at Denver (9/23)
- Inactive for five games
- Had 10 carries for 47 yards vs. Baltimore (10/21)
- Had 18 yards rushing on three attempts at Tennessee (12/2)
- Rushed for 46 yards on eight carries at New England (12/10) with a long run of 23 yards

2011 (Houston 15/2, 2/0):

- Ranked second on the team with 942 yards rushing in his first full season as a pro
- Made his NFL debut, rushing for 116 yards on 24 attempts and a touchdown vs. Indianapolis (9/11), the most rushing yards in a debut in Texans history
- Rushed for 103 yards on 23 attempts at Miami (9/18), becoming the first Texans running back and one of 11 running backs in NFL history to rush for more than 100 yards in his first two games
- Rushed for 82 yards on 19 carries in his first career start at New Orleans (9/25)
- Had two carries for 20 yards vs. Pittsburgh (10/2) before leaving the game with a groin injury
- Carried nine times for 41 yards at Baltimore (10/16)
- Recorded his third 100-yard game of the season, rushing for 104 yards on 15 carries at Tennessee (10/23)
- Carried the ball five times for 42 yards (8.4 avg.) vs. Jacksonville (10/30)
- Named the Texans Offensive Player of the Game after rushing for 115 yards on 12 carries including a 27-yard touchdown run vs. Cleveland (11/6)
- Rushed 13 times for 63 yards and a touchdown at Tampa Bay (11/13)
- Had five carries for 26 yards (5.2 ypc) at Jacksonville (11/27)
- Carried the ball 11 times for 41 yards vs. Atlanta (12/4)
- Led the team in rushing with 67 yards on eight carries including a season-long of 44 yards at Cincinnati (12/11)
- Started the season finale vs. Tennessee (1/1/12) and rushed 16 times for 97 yards and a touchdown while also catching four passes for 24 yards
- Made his postseason debut, rushing for 37 yards on nine carries in AFC Wild Card Playoff vs. Cincinnati (1/7/12)

2010 (Houston 0/0):

- Missed the entire regular season after suffering a season-ending ankle injury in the first preseason game at Arizona (8/14)

COLLEGE:

- Started 19-of-47 games at Auburn and gained 3,321 yards with 24 touchdowns on 678 carries (4.9 average), adding 53 receptions for 336 yards (6.3 average) and eight kickoff returns for 186 yards (23.3 average)
- Generated 3,843 all-purpose yards, an average of 81.8 yards per game
- Finished his career ranked fifth in school history in rushing yardage (3,321), second in carries (678) and sixth in rushing touchdowns (24)
- Earned second-team All-Southeastern Conference honors from the Associated Press and third-team accolades from the league's coaches as a senior in 2009
- Just the second player in school history (Tommy Lorino, 1956-58) to lead the team in rushing three-straight years
- Selected to the honorable mention Freshman All-American team by The Sporting News in 2006
- Redshirted in 2005
- Graduated in May 2009 with a degree in criminology

PERSONAL:

- Attended Snow Hill (Md.) High School and set several Maryland state records, including most yards rushing in a season (2,886 as a junior) and career (5,920)
- Also set the state record for total offensive yards in a career with 6,123
- Gatorade State Player of the Year as a senior and a two-time consensus All-State pick
- Rushed 542 times for 5,920 yards (10.9 average) and 78 touchdowns in 37 career games played
- Son of Charlotte Green and Ben Tate Jr.

Tate's 2012 Season Statistics

Date, Opp	GP	GS	Rush	Yds	Avg	Lg	TD	Rec	Yds	Avg	Lg	TD
9/9 vs. MIA	1	0	5	6	1.2	6	0	3	22	7.3	8	0
9/16 @ JAX	1	0	12	74	6.2	25	2	4	23	5.8	11	0
9/23 @ DEN	1	0	8	26	3.3	9	0	0	0	--	--	0
9/30 vs. TEN	1	0	5	11	2.2	7	0	2	3	1.5	9	0
10/8 @ NYJ								INACTIVE				
10/14 vs. GB	1	0	3	14	4.7	10	0	0	0	--	--	0
10/21 vs. BAL	1	0	10	47	4.7	10	0	0	0	--	--	0
11/4 vs. BUF								INACTIVE				
11/11 @ CHI								INACTIVE				
11/18 vs. JAX								INACTIVE				
11/22 @ DET								INACTIVE				
12/2 @ TEN	1	0	3	18	6.0	8	0	0	0	--	--	0
12/10 @ NE	1	0	8	46	5.8	23	0	1	-1	-1.0	-1	0
12/16 vs. IND	1	0	5	13	2.6	9	0	0	0	--	--	0
12/23 vs. MIN	1	0	1	-2	-2.0	-2	0	1	2	2.0	2	0
12/30 @ IND	1	0	2	7	3.5	4	0	0	0	--	--	0
2012 Totals	11	0	62	260	4.2	25	2	11	50	4.5	11	0

Tate's Career Statistics

Year	Team	G	GS	Rush	Yds	Avg	Lg	TD	Rec	Yds	Avg	Lg	TD
2010	Hou								RESERVE/INJURED				
2011	Hou	15	2	175	942	5	56	4	13	98	8	14	0
2012	Hou	11	0	62	260	4.2	25	2	11	50	4.5	11	0
NFL Totals		26	2	237	1,202	5.1	56	6	24	148	6.2	14	0

Tate's 2012 Season Highs

Rushing Yards	74	at Jacksonville (12 attempts), 9/16/12
Rushing Attempts	12	at Jacksonville (74 yards), 9/16/12
Rushing Long	25	at Jacksonville, 9/16/12
Receiving Yards	23	at Jacksonville (4 attempts), 9/16/12
Receptions	4	at Jacksonville, 9/16/12
Receiving Long	11	at Jacksonville, 9/16/12

Tate's Career Highs

Rushing Yards	116	vs. Indianapolis (24 attempts), 9/11/11
Rushing Attempts	24	vs. Indianapolis (116 yards), 9/11/11
Rushing Touchdowns	2	at Jacksonville, 9/16/12
Rushing Long	44	at Cincinnati, 12/11/11
Receiving Yards	32	at Miami (4 receptions), 9/18/11
Receptions	4	three times, most recent: at Jacksonville, 9/16/12
Receiving Long	13	at Miami, 9/18/11

Tate's 2012 Playoff Statistics

Date, Opp	GP	GS	Rush	Yds	Avg	Lg	TD	Rec	Yds	Avg	Lg	TD
1/5/13 vs. CIN (WC)	1	0	2	1	0.5	1	0	0	0	--	--	0
1/13/13 at NE (Div)								DID NOT PLAY				
2012 Totals	1	0	2	1	0.5	1	0	0	0	--	--	0

Tate's Career Playoff Statistics

Date, Opp	GP	GS	Rush	Yds	Avg	Lg	TD	Rec	Yds	Avg	Lg	TD
1/7/12 vs. CIN (WC)	1	0	9	37	4.1	9	0	0	0	--	--	0
1/15/12 at BAL (Div)	1	0	0	0	--	0	0	0	0	--	--	0
1/5/13 vs. CIN (WC)	1	0	2	1	0.5	1	0	0	0	--	--	0
Career Totals	3	0	11	38	3.5	9	0	0	0	--	--	0



J.J. WATT DEFENSIVE END

Height: 6-5 | Weight: 289 | College: Wisconsin |
Hometown: Pewaukee, Wisc. | 3rd NFL Season |
3rd with Texans | Age as of Kickoff Weekend 2013: 24 |
Acquired: D1, 2011 (11th overall) | 2012 GP/GS (Playoffs): 16/16 (2/2) |
Career GP/GS (Playoffs): 32/32 (4/4) | Teams: Houston, 2011-13 |

99

TRANSACTIONS: Selected by Houston Texans in the first round (11th overall) of the 2011 NFL Draft... Signed by Texans on July 31, 2011.

HONORS:

- Associated Press Defensive Player of the Year (2012)
- Associated Press First-Team All-Pro (2012)
- Pro Bowl selection (2013)
- NFL 101 AFC Defensive Player of the Year (2012)
- Pro Football Weekly/PFWA Defensive Most Valuable Player (2012)
- AFC Defensive Player of the Week (Week 2, 2012; Week 15, 2012)
- AFC Defensive Player of the Month (September, 2012; December 2012)
- USA Football All-Fundamentals Team (2012)
- Houston Texans Team Most Valuable Player (2012)
- Houston Texans Team Rookie of the Year (2011)
- Pro Football Weekly/PFWA All-Rookie Team (2011)
- USA Today All-Joe Team (2011)

CAREER:

- 2011 first-round draft choice who has started all 32 games in his career
- Has recorded 26.0 sacks, four fumble recoveries, four forced fumbles, and 20 passes defended
- Emergenced on the national scene in the playoffs following the 2011 season with 3.5 sacks and an interception return for a touchdown in two postseason games
- Became first player in NFL history with 14 passes defended and 14 sacks in the same season
- His 36.5 combined sacks and passes defended in 2012 were the most by a player in since 1991 when passes defended became an official statistic
- Recorded five sacks in four postseason games

2012 (Houston 16/16, 2/2):

- Named the AP Defensive Player of the Year after he led the the NFL with a franchise single-season record 20.5 sacks on the season, the 9th player in NFL history with 20-plus sacks
- His 16 passes defended is a League record for the most in a season by a defensive lineman
- Earned AP First-Team All-Pro honors and was selected as Pro Bowl starter for the AFC after leading the Texans with 107 tackles (85 solo), 16 passes defended, four forced fumbles and two recoveries
- Contributed to 95 plays that either resulted in no gain or negative yardage
- Had six tackles (four solo), 1.5 sacks, and three passes defended, two of which were intercepted by his teammates in the season opener vs. Miami (9/9)
- Set a career-high with nine tackles (six solo) to go along with 1.5 sacks, two passes defended and a fumble recovery at Jacksonville (9/16), earning AFC Defensive Player of the Week Honors
- Led the defense with 10 tackles while sacking Peyton Manning 2.5 times at Denver (9/23)
- Recorded seven tackles (five solo) including two sacks and recovered a fumble at Tennessee (9/30)
- Extended his sack streak to five games with one of Mark Sanchez to go along with a team-high nine tackles (six solo) and three passes defended at the New York Jets (10/8)
- Made seven tackles (six solo) including two sacks of Aaron Rodgers vs. Green Bay (10/14)
- Tipped a pass vs. Baltimore (10/21) that was intercepted for the fourth time, getting a hand on a Flacco pass that was returne dfor a touchdown by Johnathan Joseph
- Sacked Ryan Fitzpatrick for a 6-yard loss vs. Buffalo (11/4) to become the third Texans player to record 10 or more sacks in a season
- Registered 10 tackles (nine solo), one sack for a loss of six yards and one pass defended vs. Jacksonville (11/18)
- Broke the franchise's single-season sack record with three sacks at Detroit (11/22) and also recorded six tackles and two passes defended
- Joined Hall of Fame DE Reggie White as the only players in NFL history to record 15 or more sacks and 13 passes defended in a season when he sacked Tennessee QB Jake Locker for a 6-yard loss in the second quarter.
- Recorded four tackles (three solo) and a forced fumble at New England (12/10)
- Sacked Andrew Luck three times for a total loss of 22 yards, tallied 13 tackles and forced a fumble for the third consecutive game vs. Indianapolis (12/16).
- Became the ninth player in NFL history to record 20 or more sacks in a season when he sacked Minnesota QB Christian Ponder for a loss of 3 yards in the third quarter vs. Minnesota (12/23). He also forced a fumble in his fourth consecutive game. It was his fourth of the season, tying a franchise single-season record.
- Registered four solo tackles, all of which were for a loss, one quarterback hit on an incomplete pass, and batted down his 16th pass of the season at Indianapolis (12/30)
- Led the team with five tackles and recorded two tackles for loss and two passes defended in AFC Wild Card Playoff vs. Cincinnati (1/5/13)
- Sacked Cincinnati QB Andy Dalton for a 9-yard loss in the first quarter in AFC Wild Card Playoff vs. Cincinnati (1/5/13), raising his career postseason sack total to 4.5
- Recorded a half sack and four tackles in AFC Divisional Playoff at New England (1/13/13), raising his career postseason sack total to five

2011 (Houston 16/16):

- Started all 16 games as a rookie, recording 59 tackles (52 solo), 5.5 sacks, four passes defended, two fumble recoveries and blocked a field goal to earn Houston Texans Rookie of the Year honors
- Recorded one fumble recovery, one quarterback pressure and five solo tackles in the season opener vs. Indianapolis (9/11)
- Blocked a field goal and recorded four tackles (three solo) at Miami (9/18)
- Recorded his first career sack to go along with four solo tackles at New Orleans (9/25)
- Recorded three solo tackles and recorded his second sack of the season when he brought down Matt Hasselbeck for a loss of 12 yards at Tennessee (10/23)
- Was second on the team with five solo tackles vs. Jacksonville (10/30)
- Recovered a fumble and had three tackles (two solo) vs. Cleveland (11/6)
- Had three solo tackles and assisted on a sack with Connor Barwin at Tampa Bay (11/13)
- Sacked Blaine Gabbert twice and had seven tackles at Jacksonville (11/27)
- Tied a season-high with seven tackles (five solo) including one for a loss vs. Carolina (12/18)
- Recorded five solo tackles including a sack of Dan Orlovsky for an 8-yard loss while also breaking up three passes at Indianapolis (12/22)
- Tied for the team lead with 3.5 sacks and ranked third on the team with 14 tackles in the postseason
- Intercepted a pass in the second quarter and returned it 29 yards for a touchdown to go along with a sack of Andy Dalton for a 7-yard loss in AFC Wild Card Playoff vs. Cincinnati (1/7/12)
- Recorded game-high 12 tackles (nine solo) and 2.5 sacks for a loss of 22 yards in AFC Divisional Playoff at Baltimore (1/15/12)

COLLEGE:

- Started all 26 games he played in for the Badgers at strong-side defensive end, recording 106 tackles (74 solos) with 11.5 sacks for minus 75 yards, 36.5 stops for losses of 144 yards and 28 quarterback pressures
- Recovered five fumbles (one with Central Michigan) and caused four others, blocked four kicks and deflected 13 passes in his college career
- All-American first-team selection by The NFL Draft Report, earning second-team honors from the Associated Press and Sports Illustrated and consensus All-Big Ten Conference first-team choice
- Recipient of the Lott IMPACT Trophy and was also named Lott IMPACT Player of the Week for his performance vs. Ohio State
- Started all 13 games in 2010 at strong-side defensive end, finishing second on the team with 62 tackles (42 solos) while leading the Badgers with seven sacks for minus-56 yards, finishing third nationally with 21.0 stops for losses totaling 91 yards
- Blocked three kicks and deflected eight passes and intercepted another for a 15-yard return
- Sophomore All-American and second-team All-Big Ten Conference selection by The NFL Draft Report in 2009, earning All-Big Ten honorable mention from the league's coaches and media and also chosen Academic All-Big Ten

PERSONAL:

- Served as the Grand Marshal of the 2012 Houston Lifestock Show and Rodeo and Art Car Parades
- Life sciences communication major, earning Academic All-Big Ten Conference honors
- Attended Pewaukee (Wisc.) High School and earned All-Woodland Conference, All-Area and All-Parkland County honors as a senior while garnering All-State accolades
- Received Woodland Conference Player of the Year recognition in 2006
- Founded and serves on the board of directors of the Justin J. Watt Foundation which provides support to after-school athletic programs in Wisconsin and Texas

Watt's 2012 Season Statistics

	Tackles						Interceptions					Fumbles				
Date, Opp	G	GS	Tot	Solo	Asst	Sk	Yds	No	Yds	Lg	TD	PD	FF	FR	Yds	TD
9/9 vs. MIA	1	1	6	4	2	0.5	4.0	0	0	0	0	3	0	0	0	0
9/16 @ JAX	1	1	9	6	3	1.5	11.0	0	0	0	0	2	0	1	0	0
9/23 @ DEN	1	1	10	7	3	2.5	11.5	0	0	0	0	0	0	0	0	0
9/30 vs. TEN	1	1	7	5	2	2.0	17.0	0	0	0	0	0	0	1	0	0
10/8 @ NYJ	1	1	9	6	3	1.0	5.0	0	0	0	0	3	0	0	0	0
10/14 vs. GB	1	1	7	6	1	2.0	10.0	0	0	0	0	0	0	0	0	0
10/21 vs. BAL	1	1	4	2	2	0.0	0.0	0	0	0	0	2	0	0	0	0
11/4 vs. BUF	1	1	7	5	2	1.0	6.0	0	0	0	0	0	0	0	0	0
11/11 @ CHI	1	1	2	2	0	0.0	0.0	0	0	0	0	0	0	0	0	0
11/18 vs. JAX	1	1	10	9	1	1.0	6.0	0	0	0	0	1	0	0	0	0
11/22 @ DET	1	1	6	6	0	3.0	22.0	0	0	0	0	2	0	0	0	0
12/2 @ TEN	1	1	6	6	0	2.0	21.0	0	0	0	0	2	1	0	0	0
12/10 @ NE	1	1	4	3	1	0.0	0.0	0	0	0	0	0	1	0	0	0
12/16 vs. IND	1	1	13	11	2	3.0	22.0	0	0	0	0	0	1	0	0	0
12/23 vs. MIN	1	1	3	3	0	1.0	3.0	0	0	0	0	0	1	0	0	0
12/30 @ IND	1	1	4	4	0	0.0	0.0	0	0	0	0	1	0	0	0	0
2012 Totals	16	16	107	85	22	20.5	138.5	0	0	0	0	16	4	2	0	0

Watt's Career Statistics

		Tackles						Interceptions						Fumbles			
Year	Team	G	GS	Tot	Solo	Asst	Sk	Yds	No	Yds	Lg	TD	PD	FF	FR	Yds	TD
2011	Hou	16	16	59	52	7	5.5	47.5	0	0	0	0	4	0	2	2	0
2012	Hou	16	16	107	85	22	20.5	138.5	0	0	0	0	16	4	2	0	0
NFL Totals		32	32	166	137	29	26.0	186.0	0	0	0	0	20	4	4	2	0



WATT, J.J.

Watt's 2012 Season Highs

Tackles	13	vs. Indianapolis, 12/16/12
Sacks	3.0	twice, most recent: vs. Indianapolis, 12/16/12
Passes Defensed	3	twice, most recent: at New York Jets, 10/8/12
Fumble Recoveries	1	twice, most recent: vs. Tennessee, 9/30/12
Forced Fumbles	1	four times, most recent: vs. Minnesota, 12/23/12

Watt's Career Highs

Tackles	13	vs. Indianapolis, 12/16/12
Sacks	3.0	twice, most recent: vs. Indianapolis, 12/16/12
Passes Defensed	3	three times, most recent: at New York Jets, 10/8/12
Fumble Recoveries	1	four times, most recent: vs. Tennessee, 9/30/12
Forced Fumbles	1	four times, most recent: vs. Minnesota, 12/23/12

Watt's 2012 Playoff Statistics

Date, Opp	GP	GS	Tackles					Interceptions					Fumbles				
			Tot	Solo	Asst	Sk	Yds	No	Yds	Lg	TD	PD	FF	FR	Yds	TD	
1/5/13 vs. CIN (WC)	1	1	5	5	0	1.0	9.0	0	0	0	0	2	0	0	0	0	
1/13/13 at NE (Div)	1	1	4	1	3	0.5	4.5	0	0	0	0	0	0	0	0	0	
2012 Totals	2	2	9	6	3	1.5	13.5	0	0	0	0	2	0	0	0	0	

Watt's Career Playoff Statistics

Date, Opp	Tackles							Interceptions				Fumbles				
	GP	GS	Tot	Solo	Asst	Sk	Yds	No	Yds	Lg	TD	PD	FF	FR	Yds	TD
1/7/12 vs. CIN (WC)	1	1	2	2	0	1.0	7.0	1	29	29†	1	1	0	0	0	0
1/15/12 at BAL (Div)	1	1	12	9	3	2.5	22.0	0	0	0	0	0	0	0	0	0
1/5/13 vs. CIN (WC)	1	1	5	5	0	1.0	9.0	0	0	0	0	2	0	0	0	0
1/13/13 at NE (Div)	1	1	4	1	3	0.5	4.5	0	0	0	0	0	0	0	0	0
Career Totals	4	4	23	17	6	5.0	42.5	1	29	0	1	3	0	0	0	0



JON WEEKS LONG SNAPPER

46

Height: 5-10 | Weight: 247 | College: Baylor |
Hometown: Bethpage, N.Y. | 4th NFL Season |
4th with Texans | Age as of Kickoff Weekend 2013: 27 |
Acquired: FA-'10 | 2012 GP/GS (Playoffs): 16/0 (2/0) |
Career GP/GS (Playoffs): 48/0 (4/0) | Teams: Houston, 2010-13 |

TRANSACTIONS: Signed by Houston Texans on April 28, 2010.

CAREER:

- Signed with the Texans during the 2010 offseason and made the roster out of training camp
- Played in 48 career games

2012 (Houston 16/0, 2/0):

- Served as long snapper on extra points, field goal and punts in all 16 games plus both playoff games
- Helped Shayne Graham set the team scoring record with 138 points
- Helped Donnie Jones set the team punting records with a gross average of 47.1 yards per punt on the season and net average of 40.5 yards
- Recorded a special teams tackle at Denver (9/30)

2011 (Houston 16/0, 2/0):

- Served as long snapper on extra points, field goal and punts for all 16 games of the season
- Helped Neil Rackers set team records for field goals made (32) and points in a season (135)
- Helped rookie Brett Hartmann set a team record with a 44.4 gross punt average
- Made his postseason debut and saw action on special teams in AFC Wild Card Playoff vs. Cincinnati (1/7/12)

2010 (Houston 16/0):

- Served as long snapper on extra points, field goal and punts in all 16 contests
- Efforts helped kicker Neil Rackers convert 27-of-30 field goal attempts and 43-of-43 extra point opportunities while tying Kris Brown's Texans record for 124 points in a season
- Made his professional debut long snapping in the season opener vs. Indianapolis (9/12)
- Snapped on punt/field goal attempts at Washington (9/19) including Rackers' game-winning 35-yard field goal
- Reached 125 consecutive perfect snaps with seven successful long snaps at Tennessee (12/19)
- Contributed to Rackers hitting all three field goal attempts including a career long of 57 yards at Denver (12/26)

COLLEGE:

- Originally attended Baylor as an invited walk-on
- Earned a scholarship after his freshman season
- Was discovered at a special teams camp by the Baylor special teams coach
- Snapped for two-time Ray Guy Award winner Daniel Sepulveda
- Handled the long-snapping chores for Baylor from 2004-07 and earned four varsity letters

PERSONAL:

- An all-region offensive and defensive lineman for Mountain Ridge (Glendale, Ariz.) High School
- Two-way player of the year selection
- Friday Night Fever Defensive Line Player of the Year
- Received the Curley Culp Award as Arizona's best defensive lineman
- Mountain Ridge recorded four straight winning records during his prep career and captured regional titles in both 2000 and 2002
- Mountain Lions went 24-2 during Weeks' last two seasons, which included a 14-1 mark and a state semifinal appearance as a junior in 2002
- Was in training to be an EMT when called by the Texans for a tryout

Additional Statistics

- Kick/Punt Snap Attempts (K/P - failed att.): 2010: 133; (70/63 - 0); 2011: 159 (78/81 - 1); 2012: 171 (83/88 - 0); Career: 463 (231/232 - 1)
- Special Teams Tackles: Total: 4; 2012: 1; 2011: 0; 2010: 3



CODY WHITE

GUARD

67

Height: 6-3 | Weight: 300 | College: Illinois State |
 Hometown: Columbus, Ohio | 2nd NFL Season |
 2nd with Texans | Age as of Kickoff Weekend 2013: 25 |
 Acquired: CFA-'12 | 2012 GP/GS (Playoffs): 0/0 (0/0) |
 Career GP/GS (Playoffs): 0/0 (0/0) | Teams: Houston, 2012-13 |

TRANSACTIONS: Signed with Houston Texan as an undrafted free agent on May 14, 2012...Released by Texans on Aug. 31, 2012...Signed by Texans to practice squad on Sept. 3, 2012...Signed by Texans to active roster on Oct. 10, 2012.

2012 (Houston 0/0):

- Inactive for 11 games
- Was inactive for both postseason games

COLLEGE:

- Saw action in 43 career games for Illinois State including 21 career starts
- Set career highs with six receptions and 76 yards against Youngstown State his sophomore season
- Moved to the offensive line in 2010 after being recruited as a tight end and played in all 11 games
- 2011 All-Missouri Valley Football Conference Honorable Mention Team selection

PERSONAL:

- A three-year starter at Normal West High School
- Bloomington Pantagraph All-Area Team selection and all-state honorable mention selection in final season
- Regional qualifier in track, participating in the shot put
- Also a four-year starter on the basketball team and the school's single-season and career scoring basketball record holder



T.J. YATES QUARTERBACK

Height: 6-4 | Weight: 223 | College: North Carolina |
Hometown: Marietta, Ga. | 3rd NFL Season |
3rd with Texans | Age as of Kickoff Weekend 2013: 26 |
Acquired: D5b, 2011 (152nd overall) | 2012 GP/GS (Playoffs): 4/0 (9/0) |
Career GP/GS (Playoffs): 10/5 (2/2) | Teams: Houston, 2011-13 |

13

TRANSACTIONS: Selected by Houston Texans in the fifth round (152nd overall) in the 2011 NFL Draft... Signed by the Texans on July 31, 2011.

HONORS:

- NFL Rookie of the Week (Week 14, 2011)

2012 (Houston 4/0, 0/0):

- Dressed for every game and appeared in four contests
- Came in for one snap in place of Matt Schaub at Denver (9/23)
- Completed 2-of-5 passes for 23 yards vs. Green Bay (10/14)
- Scored his first career touchdown on a 1-yard quarterback sneak in the fourth quarter vs. New England (12/10)
- Saw action in the fourth quarter vs. Minnesota (12/23)
- Dressed but did not play in both postseason games

2011 (Houston 6/5, 2/2):

- Saw action in six games with five starts at the end of the season, throwing for 949 yards and three touchdowns and starting two playoff games
- Inactive for first 10 games of the season
- Made his professional and Texans debut at quarterback in place of an injured Matt Leinart and completed 8-of-15 passes for 70 yards at Jacksonville (11/27)
- Made his first career start, completing 12-of-25 passes for 188 yards including his first career touchdown pass, a 3-yard completion to Joel Dreessen, vs. Atlanta (12/4)
- Completed 26-of-44 passes for 300 yards and two touchdowns at Cincinnati (12/11)
- Led two 80-plus yard drives in the fourth quarter, including a 6-yard touchdown pass to Kevin Walter with two seconds remaining to complete the comeback that clinched the AFC South Division title against the Bengals
- Earned NFL Rookie of the Week honors for his performance at Cincinnati in Week 14
- Completed his first eight pass attempts and finished the game 19-of-30 for 212 yards with no touchdowns and two interceptions vs. Carolina (12/18)
- Completed 13-of-16 passes for 132 yards and a 101.0 passer rating at Indianapolis (12/22)
- Started for the fifth time and completed all four of his pass attempts for 47 yards before leaving the game early in the first quarter vs. Tennessee (1/1/12)
- Made his postseason debut where he completed 11-of-20 passes for 159 yards, including a 40-yard touchdown pass to Andre Johnson, in AFC Wild Card Playoff vs. Cincinnati (1/7/12)
- Completed 17-of-35 passes for 184 yards and threw three interceptions in AFC Divisional Playoff at Baltimore (1/15/12)

COLLEGE:

- Threw for 9,377 yards (208.4 average per game), 58 touchdowns and 46 interceptions for his career at North Carolina
- Set 37 Tar Heel records, including single-game, single-season and career records for pass completions and yards
- Became the only Tar Heel to throw for 3,000 yards in a season and 400 yards in three separate games
- The most accurate passer in UNC history, completing 795-of-1,277 attempts (62.3 percent)
- Completed 282-of-422 attempts in 2010 for career highs of 3,418 yards and 19 touchdowns to go along with nine interceptions
- Completed 23-of-39 attempts for 234 yards, one touchdown and one interception in Carolina's 30-27 double-overtime victory over Tennessee in the Music City Bowl in 2010
- Finished 2009 with 2,136 yards and 14 touchdowns on 214-for-355 passing
- Played in seven games and started six in 2008 and completed 60 percent (81-of-135) of his passes for 1,168 yards, 11 touchdowns, four interceptions on the season
- Completed 60 percent (81-135) of his passes
- Suffered a non-displaced fracture to his left ankle against Virginia Tech and missed the next five games
- Returned to the starting line-up against NC State and started the final regular season game at Duke and the bowl game vs. West Virginia

PERSONAL:

- Attended Pope High School
- Completed 160 of 289 passes (57 percent) for 2,305 yards and 17 touchdowns as a senior, his only year on the football team
- Rushed for 292 yards and seven scores and punted 34 times for 1,237 yards (36.8 avg.) with a long of 68
- Named first-team all-region and the Cobb County Touchdown Club Offensive Player of the Year
- Earned Atlanta Metro First-Team All-Area honors
- Also played basketball and averaged 18 points, six rebounds and six assists at small forward
- Was recruited by several schools for basketball before opting to play football at North Carolina

Yates' 2012 Season Statistics

Date, Opp	GP	GS	Att	Cmp	Pct	Yds	Yd/Att	TD	Int	Lg	Sk	Lst	Rate
9/9 vs. MIA													
9/16 @ JAX													
9/23 @ DEN	1	0	0	0	--	0	--	0	0	0	0	0	--
9/30 vs. TEN													
10/8 @ NYJ													
10/14 vs. GB	1	0	5	2	40.0	23	4.6	0	1	12	0	0	15.0
10/21 vs. BAL													
11/4 vs. BUF													
11/11 @ CHI													
11/18 vs. JAX													
11/22 @ DET													
12/2 @ TEN													
12/10 @ NE	1	0	4	2	50.0	15	3.8	0	0	19	0	0	59.4
12/16 vs. IND													
12/23 vs. MIN	1	0	1	0	0.0	0	0.0	0	0	0	1	0	39.6
12/30 @ IND													
2012 Totals	4	0	10	4	40.0	38	3.8	0	1	19	1	0	17.1

Yates' Career Statistics

Year	Team	GP	GS	Att	Cmp	Pct	Yds	Yd/Att	TD	Int	Lg	Sk	Lst	Rate
2011	Hou	6	5	134	82	61.2	949	7.1	3	3	50	15	74	80.7
2012	Hou	4	0	10	4	40.0	38	4.6	0	1	19	1	0	11.7
NFL Totals		10	5	144	86	59.7	987	6.9	3	4	50	16	74	75.8

Yates' Career Highs

Attempts	44	at Cincinnati, 12/11/11
Completions	26	at Cincinnati, 12/11/11
Passing Yards	300	at Cincinnati, 12/11/11
Passing Long	50	vs. Atlanta, 12/4/11
Touchdowns	2	at Cincinnati, 12/11/11
Interceptions	2	vs. Carolina, 12/18/11
Passer Rating	115.6	vs. Tennessee, 1/1/12
Rushing Yards	36	at Cincinnati (5 attempts), 12/11/11
Rushing Long	17	at Cincinnati, 12/11/11
Rushing Touchdowns	1	at New England, 12/10/12

Yates' 2012 Playoff Statistics

Date, Opp	GP	GS	Att	Cmp	Pct	Yds	Yd/Att	TD	Int	Lg	Sk	Lst	Rate
1/5/13 vs. CIN (WC)													
1/13/13 at NE (Div)													
2012 Totals	0	0	0	0	--	0	--	0	0	0	0	0	--

Yates' Career Playoff Statistics

Date, Opp	GP	GS	Att	Cmp	Pct	Yds	Yd/Att	TD	Int	Lg	Sk	Lst	Rate
1/7/12 vs. CIN (WC)	1	1	20	11	55.0	159	8.0	1	0	40t	2	7	97.7
1/15/12 at BAL (Div)	1	1	35	17	48.6	184	5.3	0	3	19	0	0	28.8
Career Totals	2	2	55	28	50.9	343	6.2	1	3	40t	2	7	53.8

Yates' 2012 Rushing Season Statistics

Date, Opp	GP	GS	Rush	Yds	Avg	Lg	TD	Rec	Yds	Avg	Lg	TD
9/9 vs. MIA												
9/16 @ JAX												
9/23 @ DEN	1	0	0	0	--	--	0	0	0	--	--	0
9/30 vs. TEN												
10/8 @ NYJ												
10/14 vs. GB	1	0	0	0	--	--	0	0	0	--	--	0
10/21 vs. BAL												
11/4 vs. BUF												
11/11 @ CHI												
11/18 vs. JAX												
11/22 @ DET												
12/2 @ TEN												
12/10 @ NE	1	0	1	1	1.0	1	1	0	0	--	--	0
12/16 vs. IND												
12/23 vs. MIN	1	0	1	-2	-2.0	-2	0	0	0	--	--	0
12/30 @ IND												
2012 Totals	4	0	2	1	0.5	1	1	0	0	--	--	0

Yates' Career Rushing Statistics

Year	Team	G	GS	Rush	Yds	Avg	Lg	TD	Rec	Yds	Avg	Lg	TD
2011	Hou	6	5	14	57	4.1	17	0	0	0	--	--	0
2012	Hou	4	0	2	1	0.5	1	1	0	0	--	--	0
NFL Totals		10	5	16	58	3.6	17	1	0	0	--	--	0

2013 DRAFT PICK BIOS





ALAN BONNER

WIDE RECEIVER

Height: 5-10 | Weight: 190 | College: Jacksonville State |
Hometown: Newnan, Ga. | Rookie |
First with Texans | Age as of Kickoff Weekend 2013: 22 |
Acquired: D6b-'13 |

16

TRANSACTIONS: Drafted by the Houston Texans with the 195th overall pick and the 27th pick in the sixth round of the 2013 NFL Draft on April 27, 2013...Signed by the Texans on May 10, 2013.

Career Notes:

- Set the school career record in punt return yards (972) and punt returns (87), while ranking second on the career pass receiving yards (1,986) and pass receiving touchdowns with 20

2012 (Senior):

- Led Jacksonville State in catches (50), receiving yards (859) and touchdowns (8)
- Hauled in eight passes for 107 yards and a score against Arkansas in the season opener
- Caught 10 passes for 235 yards and five touchdowns against UT-Martin

2011 (Junior):

- Played in all 11 games for the Gamecocks as a junior, starting 10 games
- Was the team's top receiver, hauling in 33 catches for 582 yards and three touchdowns
- Averaged 52.9 yards per game and 17.6 yards per catch, both team bests
- Ranked ninth in the Ohio Valley Conference in receiving yards per game
- Caught at least one pass in all but two games, including each of the final eight games of the season
- Had an historic night against Eastern Kentucky on Nov. 5, when he caught nine passes, third-most in JSU's Division I history, for 205 yards, second-most in JSU's Div. I history, and two touchdowns
- Was just the second 200-yard receiving night in JSU's Div. I history
- Had at least four catches in each of the last four games of the year, including a five-catch, 89-yard night at Tennessee State on Nov. 19
- Caught 12 passes that were longer than 20 yards
- Had a 74-yard touchdown reception in the ECU game that was JSU's longest pass play during the season
- Had a team-high 19 returns for 333 yards
- Had the ball for 21 of the team's 23 punt returns, averaging 9.9 yards per return
- His other touchdown reception came at Kentucky on Oct. 22, a 22-yard catch

2010 (Sophomore):

- Saw action in all 12 games for the Gamecocks as a sophomore, serving as a backup receiver and the team's primary return man
- Reeled in 17 catches for 245 yards and five touchdowns, which was second-most on the team
- Averaged 14.4 yards per catch and 20.4 yards per game
- Was second in the OVC with 25.9 yards per kickoff return and third with 10.8 yards per punt return
- Returned 25 kicks for 648 yards and a score, a 92-yard TD against Murray State on Oct. 2
- Had 28 punt returns for 302 yards with a long of 37 yards against Austin Peay on Oct. 23
- Had five punt returns and seven kick returns of 20 yards or longer
- Hauled in a career-best two touchdowns in JSU's win against Ole Miss, including the touchdown grab to give the Gamecocks a chance to send the game into OT with a 2-pt conversion
- Snagged JSU's first touchdown of the overtime session and finished with 56 yards on three catches
- Returned a kickoff 92 yards against Murray State, tied for the seventh-longest in school history...also had one catch for five yards
- Returned three punts for 47 yards, including 25-yard versus UT Martin
- Caught three passes for 46 yards against Austin Peay and tallied 90 yards on six punt returns
- Hauled in his first touchdown since the Ole Miss game with a 14-yard catch in the third quarter against Eastern Kentucky and finished with a career-best five catches for 63 yards
- Caught a game-winning 17-yard reception against Southeast Missouri
- Totaled 119 yards on kickoff returns against Tennessee Tech
- Had four catches for 58 yards and a score, a 6-yard pass in the fourth quarter, against Wofford in the playoffs

2009 (Freshman):

- Appeared in all 11 games for the Gamecocks
- OVC All-Newcomer selection after leading the OVC and ranking ninth nationally in punt return

average at 13.9 yards

- Reeled in 14 catches for 300 yards and four touchdowns, an average of 27.3 yards per game and 21.4 yards per catch
- Totaled 375 punt return yards on 27 returns
- Made his JSU debut against Georgia Tech, catching two passes for 26 yards, including a 7-yard touchdown
- Caught two passes for a career-high 69 yards, including a 57-yard touchdown at Alabama A&M
- Returned four punts for 92 yards that included a 64-yard return for a touchdown in the fourth quarter versus AAMU to earn OVC Special Team Player of the Week honors
- Had two receptions for 48 yards and returned three punts for 26 yards at Nicholls State
- Hauled in a 54-yard touchdown pass to give JSU a 21-0 lead in the first quarter at Southeast Missouri State
- Had two receptions for 26 yards with a long of 24 yards against Tennessee Tech
- Hauled in three passes for 47 yards, including a 15-yard touchdown, in the season finale against Eastern Kentucky (11/21), a game in which he also returned two punts for 19 yards and his first kickoff of the year for 15 yards

High School:

- Played for Robert Herring at Newnan (Ga.) High School
- Was a first-team All-State selection as a junior and senior at wide receiver
- Finished his senior year with 54 catches for 1,100 yards and 15 touchdowns
- Had 1,932 career yards on 93 catches
- Team captain
- Named All-State by the Atlanta Journal Constitution and by CSS television
- Two-time All-District and All-Region performer and helped the Cougars win a pair of Region Championships
- Honor student

Personal:

- Full name is Michael Alan Bonner
- Son of Alvin and Wanda Bonner
- Has two older brothers, Doran and Chris
- Majoring in exercise science and wellness

Bonner's Career Receiving Statistics

RECEIVING						
Year	GP	Rec	Yds	Avg	TD	
2009	11	14	300	21.4	4	
2010	12	17	245	14.4	5	
2011	11	33	582	17.6	3	
2012	10	50	859	17.2	8	
Total	44	114	1,986	17.4	20	

Bonner's Career Returning Statistics

Year	Kickoff Returns				Punt Returns			
	No	Yds	Avg	TD	No	Yds	Avg	TD
2009	1	15	15.0	0	27	375	13.9	1
2010	25	648	25.9	1	28	302	10.8	0
2011	19	333	17.5	0	21	208	9.9	0
2012	1	24	24.0	0	11	87	7.9	0
Totals	46	1,020	22.2	0	87	972	11.2	0



RYAN GRIFFIN

TIGHT END

Height: 6-6 | Weight: 256 | College: Connecticut |
 Hometown: Londonderry, N.H. | Rookie |
 First with Texans | Age as of Kickoff Weekend 2013: 23 |
 Acquired: D6d-'13 |

84

TRANSACTIONS: Drafted by the Houston Texans with the 201st overall pick and the 33rd pick in the sixth round of the 2013 NFL Draft on April 27, 2013...Signed by the Texans on May 10, 2013.

Career Notes:

- Two-time Second Team All-Big East selection
- Ranked second among tight ends in the Connecticut record books with 10 receiving touchdowns and 116 career receptions
- Played in the Raycom College Football All-Star Classic

2012 (Senior):

- Caught 29 passes for 484 yards and a career-high six touchdown receptions and was named Second Team All-Big East for the second straight season

2011 (Junior):

- Second Team All-Big East selection
- One of 25 tight ends to be named to the John Mackey Award Midseason Watch List
- Shared starting duties at tight end with John Delahun
- Had three receiving touchdowns and a two-point conversion for 20 points in 2011

2010 (Sophomore):

- Played in all 13 games this year and started eight of them when the Huskies used a tight end formation
- Earned an Offensive Game Ball following the Pittsburgh win (Nov. 11) along with other blockers in recognition of UConn's 265 rushing yards
- Had three pass receptions for 21 yards in regular season finale at USF (Dec. 4)
- Had a season-high four receptions against Vanderbilt (Oct. 2)
- Had his first career touchdown reception vs. Buffalo (Sept. 25) on a 6-yard catch.

2009 (Freshman):

- Saw action in 11 games and 10 starts, including the Papajohns.com Bowl vs. South Carolina (Jan. 2)
- Missed the Baylor (Sept. 19) and Rhode Island (Sept. 26) games with a back injury
- Had a career-high six receptions for 80 yards against Rutgers (Oct. 31)
- ad three receptions against West Virginia (Oct. 24), Notre Dame (Nov. 21) and USF (Dec. 5)

2008 (Redshirt Freshman):

- Redshirted and was the Offensive Scout Team Player of the Week before the Pittsburgh game (Dec. 6).

High School:

- Named first-team all-state by the Nashua Union-Leader and Varsity Magazine
- Carried the ball 95 times as a senior for 749 yards
- Team captain

Personal:

- Born Ryan Francis Griffin
- A pre-communications science major

Griffin's Career Receiving Statistics

Year	RECEIVING					
	GP	Rec	Yds	Avg	Lg	TD
2008			Redshirted			
2009	11	23	272	11.8	28	0
2010	13	31	245	7.9	18	1
2011	12	33	499	15.1	55	3
2012	12	29	484	16.7	74	6
Total	48	116	1,500	12.9	74	10



DeANDRE HOPKINS

WIDE RECEIVER

Height: 6-1 | Weight: 207 | College: Clemson |
 Hometown: Central, S.C. | Rookie |
 First with Texans | Age as of Kickoff Weekend 2013: 21 |
 Acquired: D1-'13

10

TRANSACTIONS: Drafted by the Houston Texans with the 27th overall pick in the first round of the 2013 NFL Draft on April 25, 2013.

Career Notes:

- Appeared in 39 games, starting 32 contests for the Clemson Tigers
- Had 206 receptions for 3,020 yards (14.7 avg) and 27 touchdowns, adding 32 yards on a pair of kickoff returns and 82 yards on 12 punt returns (6.8 avg), along with recording three tackles (2 solos) to amass 3,134 all-purpose yards, an average of 80.4 yards per game
- The only player in Clemson history with multiple 100-yard receiving performances in bowl games (105 vs. South Florida in the 2010 Meineke Car Care Bowl; 107 vs. West Virginia in the 2011/12 Orange Bowl; 191 yards vs. Louisiana State in the 2012 Chick-fil-A Bowl), as he tallied 32 receptions for 403 yards and three touchdowns in three postseason appearances
- His 206 receptions rank seventh in Atlantic Coast Conference history and second on the school career list, topped by only Aaron Kelly (232; 2005-08), as they are the only Tigers to ever catch 200 passes for the university
- His 3,020 receiving yards are the sixth-highest total by an ACC player and established a school all-time record, breaking the previous mark of 2,733 yards by Aaron Kelly
- Hopkins is just the sixth player from an ACC institution to gain 3,000 yards receiving in a career, joining Conner Vernon of Duke (3,749; 2009-12), Peter Warrick of Florida State (3,517; 1996-99), Torry Holt of North Carolina State (3,379; 1995-98), Clarkston Hines of Duke (3,318; 1986-89) and Jerricho Cotchery of North Carolina State (3,119; 2000-03)
- His 27 touchdown grabs tied Herman Moore of Virginia (1988-90) for eighth on the conference all-time record chart, as it also set a school record, topping the previous high of 20 scoring catches by Aaron Kelly
- His 13 100-yard receiving performances rank tied for 13th on the ACC career record list

2012 (Junior):

- A semi-finalist for the Biletnikoff Award, given to the nation's top receiver, Hopkins was also a Maxwell Award Watch List member, earning second-team All-American honors from The NFL Draft Report, Athlon, CBSSports.com, Lindy's, Phil Steele, and Scout.com, in addition to being named third-team by the Associated Press and honorable mention from Sports Illustrated
- The unanimous All-ACC first-team pick started all 13 games at split end, leading the league and ranking sixth in the nation with an average of 108.1 yards receiving per game
- Led the team with 82 receptions for 1,405 yards and 18 touchdowns, also pacing the ACC with 24 catches that netted 20 yards or longer
- Scored in each of his final 10 games
- His 82 grabs tied Sammy Watson (2011) for second on the school and eighth on the ACC season-record list
- His 1,405 receiving yards set a school record and is the second-best season total in ACC annals, as he topped Sammy Watkins' previous Clemson mark of 1,219 yards in 2011 and falls behind Torry Holt of North Carolina State (1,604 in 1998) on the conference list
- His 18 touchdown catches set both school and conference annual records, surpassing the ACC mark of 17 scores by Clarkston Hines of Duke (1989) and 12 touchdowns by Sammy Watkins in 2011
- Attempted one pass vs. Georgia Tech and recorded a solo tackle vs. Boston College
- Opened the season with thirteen receptions for 119 yards and a score vs. Auburn and closed out his career with another 13 grabs for 191 yards and a pair of touchdowns vs. LSU in the Chick-fil-A Bowl. His 13 catches set the school game-record, topping the old mark of 12 grabs by Airese Currie vs. Middle Tennessee State in 2003
- In the Tigers' second game, he pulled in six passes for 105 yards and three touchdowns vs. Ball State and scored three more times via four snares for 128 yards vs. Duke. His three scores tied a school game-record that was first established by Dreher Gaskin vs. Auburn in 1953, followed by Tony Horne vs. Texas-El Paso in 1997 and then by Rod Gardner vs. North Carolina in 2000
- Caught 11 passes for a career-high 197 yards and a score vs. Boston College, breaking the previous school game-record of 182 yards by Rod Gardner vs. North Carolina in 2000
- His fourth 100-yard receiving performance for the season came the next week, as he hauled in seven balls for 173 yards and two touchdowns, also scoring on a two-point conversion vs. Georgia Tech. His 173 yards rank fifth on the school game-record chart

2011 (Sophomore):

- Received All-American honorable mention and All-ACC first-team honors from The NFL Draft Report, as the sophomore appeared in 14 games, starting 11 contests at split end
- Finished second on the team and sixth in the conference with 72 receptions for 978 yards (13.6 avg), as his yardage total is the sixth-highest in a campaign by a Tiger
- Scored five times and had 13 catches for 20 yards or longer
- His 72 catches placed fifth on the school season-record chart behind his own 82 catches in 2012, Aaron Kelly (88 in 2007), Sammy Watkins (82 in 2011) and Rod Gardner (80 in 1999)
- His average of 69.9 yards receiving per game placed sixth in the ACC for 2011
- Had at least five receptions in eight games, including five for 73 yards and a score vs. Wofford; seven for 83 yards and a touchdown vs. Auburn; and five for 78 yards along with 29 yards on two punt returns vs. Florida State
- Pulled down nine tosses for a season-best 157 yards and a touchdown vs. North Carolina, as his 157 yards rank eighth on the school game-record list

- Gained 124 yards on five snatches vs. North Carolina State, totaled seven for 92 vs. Virginia Tech in the ACC title clash
- Closed out the year with 10 receptions for 107 yards and a touchdown vs. West Virginia in the Orange Bowl

2010 (Freshman):

- Earned Freshman All-American third-team accolades from Phil Steele and The NFL Draft Report, Freshman All-ACC honors and was Clemson's Rookie of the Year
- Also suited up for the Tigers basketball squad after the football season. He was a member of Clemson's NCAA Tournament team, but did not travel to the tourney
- On the gridiron, he became the first freshman since Derrick Hamilton in 2001 to lead the team in receptions, snaring 52 tosses for 637 yards (12.25 ypc) and four touchdowns, securing eight passes that gained at least 20 yards
- Had two kickoff returns for 32 yards and two punt returns for 33 yards, in addition to posting a solo tackle vs. Presbyterian
- Appeared in 12 games, starting eight at split end while sitting out the Maryland clash
- His receptions and yards gained set new school freshman season records
- Gained at least 100 yards in three of his final four appearances, starting with 106 yards on eight grabs vs. Florida State; 124 yards with a score on seven catches vs. South Carolina and pulled in nine throws for 105 yards vs. South Florida in the Meineke Car Care Bowl

High School:

- Attended D.W. Daniel (Central, S.C.) High School, playing football for head coach Randy Robinson
- Registered 57 receptions for 1,266 yards and 18 touchdowns on offense and 28 interceptions, returning five for touchdowns on defense
- In addition to his performance on offense and defense, Hopkins had 11 punt returns for 289 yards and three touchdowns, along with two kickoff returns for 119 yards and one score as a senior
- For the 2009 campaign, he scored seven times receiving, twice on interception returns, three more on punt returns, once on a kickoff return, and one more time on a fumble return, en route to garnering Class AAA Back-of-the-Year accolades
- Rated the 12th-best receiver in the nation and the state's eighth-best overall prospect by Rivals.com. Scout.com regarded the versatile performer as the 14th-ranked cornerback in the prep ranks and ESPN rated him the country's 29th-best athlete
- Super Prep's sixth-ranked athlete in the state of South Carolina, Hopkins received All-State first-team honors from the Charlotte Observer and The State, adding All-Southern honors from the Orlando Sentinel
- A finalist for state "Mr. Football" accolades, he was twice named All-State (defense) by the Associated Press
- Participated in the Offense-Defense All American game and the Shrine Bowl
- Two-time Seneca Daily Journal Player-of-the-Year and Anderson Independent Player-of-the-Year choice, in addition to receiving Class AAA All-State honors from the High School Sports Report as a junior and senior
- Added co-Region Player-of-the-Year recognition as a senior and was a three-time all-region pick
- Led D.W. Daniel High to a 37-4 record during his gridiron career
- Was also a four-year starter for the school's basketball team, a three-time All-State choice who tallied over 1,300 points, 400 rebounds, 600 assists, and 200 steals in his career

Personal:

- Majored in community recreation, sport, & camp management major
- Uncle, the late Terry Smith, had 162 receptions as a Clemson Tiger from 1990-93

Hopkins' Statistics at Clemson

RECEIVING							
Year	GP	GS	Rec	Yds	Avg	Lg	TD
2010	12	8	52	637	12.3	45	4
2011	14	11	72	978	13.6	50	5
2012	13	13	82	1,405	17.1	62	18
Total	39	32	206	3,020	14.7	62	27

KICKOFF RETURNS						PUNT RETURNS				
Year	No	Yds	Avg	Lg	TD	No	Yds	Avg	Lg	TD
2010	2	32	16.0	16	0	2	33	16.5	31	0
2011	0	0	0.0	0	0	10	49	4.9	22	0
Totals	2	32	16.0	16	0	12	82	6.8	31	0



CHRIS JONES

NOSE TACKLE

Height: 6-2 | Weight: 302 | College: Bowling Green |
Hometown: Brownsburg, Ind. | Rookie |
First with Texans | Age as of Kickoff Weekend 2013: 23 |
Acquired: D6c-'13 |

95

TRANSACTIONS: Drafted by the Houston Texans with the 198th overall pick and 30th pick of the sixth round of the 2013 NFL Draft on April 27, 2013...Signed by the Texans on May 10, 2013

Career Notes:

- Played in 50 straight games, making 43 consecutive starts
- Three-time All-MAC performer with 157 career tackles, 28.0 sacks, 46.0 tackles for loss, six forced fumbles and five fumble recoveries
- Team Captain (2011 and 2012)
- MAC Defensive Player of the Year (2012)
- First-Team All-MAC (2011 and 2012)
- Third-Team All-American by AP (2012)
- First-Team All-America by FWAA (2012)
- Two-time MAC East Defensive Player of the Week (Idaho, Temple, 2011)
- Third-Team All-MAC (2010)
- National Defensive Lineman of the Week (Central Michigan, 2010)
- Named MAC East Defensive Player of the Week (Central Michigan, 2010)

2012 (Senior):

- MMAC Defensive Player of the Year, First-Team All-MAC and team captain
- Played in and started all 13 games
- Recorded 42 tackles, 12.5 sacks, 19.0 tackles for loss, two forced fumbles and a fumble recovery
- Finished third in the country in sacks and tied for seventh in tackles for loss
- Was named MAC East Defensive Player of the Week three times
- Had five tackles, 1.5 sacks and 2.5 tackles for loss versus Idaho
- Added four tackles, 2.0 sacks and 2.5 tackles for loss at Toledo
- Recorded five tackles, 2.5 sacks and 3.5 tackles for loss in a win over Eastern Michigan
- Had three tackles, 2.5 sacks, 2.5 tackles for loss and a 23-yard fumble recovery for a touchdown in a win versus Miami
- Had a sack in eight straight games
- Recorded a tackle for loss in 10 of 12 games

2011 (Junior):

- Earned First-Team All-MAC honors
- Served as the team's co-captain
- Twice named MAC East Defensive Player of the Week after recording two sacks, a forced fumble and a safety in the win at Idaho and six tackles and three sacks in a win versus Temple
- Played in and started all 12 games
- Finished the year with 47 tackles, 14.0 tackles for loss, 8.5 sacks and three forced fumbles
- Tied for the MAC lead in sacks
- His 8.5 sacks were fifth-most in BGSU history
- His 14 tackles for loss were tied for fourth in the conference
- Had a tackle for loss in 10 of 12 games

2010 (Sophomore):

- Played in and started all 12 games
- Third-Team All-MAC
- Earned National Defensive Lineman of the Week after recording 3.5 sacks, 5.0 tackles for loss, six tackles and a fumble recovery in a win at Central Michigan...That same week he was named MAC East Defensive Player of the Week and Rivals.com's MAC Player of the Week
- Finished the year with 39 tackles, 11 tackles for loss and 6.0 sacks
- Also forced a fumble and had two fumble recoveries
- Had six tackles and 3.5 tackles for loss at Toledo
- Had five tackles and two sacks versus Troy

2009 (Freshman):

- Played in all 13 games, making six starts
- Finished the year with 29 total tackles
- Recorded five total tackles against Ohio and had five stops versus Idaho in the Humanitarian Bowl
- Recorded a sack at Marshall
- Also recovered a fumble in a win at Miami

High School:

- A 2009 graduate of Brownsburg High School
- Coached by Brett Comer
- Earned all-state honors as a senior, recording seven sacks and 10 tackles for loss
- Was a member of the Metro Super Team
- Team captain
- Also lettered in track, where he made state in the shot put

Personal:

- Full name is Christopher Dwightstone Jones
- Son of Beth and Jeff Jones
- Has one brother and one sister
- Majoring in exercise science

Jones' Career Statistics

Year	G	GS	Tackles				Interceptions			
			Tot	Solo	Asst	Sk	Yds	No	Yds	PBU
2009	13	6	29	6	23	1.0	1	0	0	0
2010	12	12	39	14	25	6.0	25	0	0	1
2011	12	12	47	25	22	8.5	45	0	0	1
2012	13	13	42	27	15	12.5	N/A	0	0	1
Totals	50	43	157	72	85	28.0	N/A	0	0	2



SAM MONTGOMERY

OUTSIDE LINEBACKER

Height: 6-3 | Weight: 262 | College: LSU |
Hometown: Greenwood, S.C. | Rookie |
First with Texans | Age as of Kickoff Weekend '13: 23
Acquired: D3b-'13 |

57

TRANSACTIONS: Drafted by the Houston Texans with the 95th overall pick and 33rd pick of the third round of the 2013 NFL Draft on April 26, 2013...Signed by the Texans on May 24, 2013.

Career Notes:

- Started 26-of-31 games he appeared in at right defensive end, recording 104 tackles (47 solos)
- His 32.5 stops for losses of 145 yards tied Chad Lavalais for eighth in school history
- His 19 sacks for minus-114 yards are tied with Marcus Spears (2001-04) and Chuck Wiley (1994-97) for sixth on the LSU all-time record list
- Deflected four passes and credited with 14 quarterback pressures
- Also caused three fumbles and recovered another

2012 (Junior):

- A second-team All-American selection by the Walter Camp Foundation and Sports Illustrated, receiving third-team honors from The NFL Draft Report, Associated Press and CBS Sports
- A consensus All-Southeastern Conference first-team choice who was named SEC Defensive Lineman of the Week recognition for his performances vs. South Carolina, Auburn and Washington
- Shared the team's Percy E. Roberts Outstanding Defensive Player Award with Barkevious Mingo and was the recipient of LSU's Toby Caston Award for outstanding performance during 2012 spring drills
- Appeared in all 13 games, starting 10 contests at right defensive end, coming off the bench in the Mississippi State and Mississippi games
- Recorded 37 tackles (18 solos) as his eight sacks for minus 43 yards ranked fifth in the conference and also tied for the 10th-best season total by a Tigers defender
- Was also fifth in the league with 13 stops for losses of 57 yards, as he helped the team finish ninth in the nation in run defense (101.6 yards per game) and eighth in total defense (307.6 yards per game)
- Caused a pair of fumbles and recovered another
- Deflected two passes and had three quarterback pressures
- Registered four tackles, a 3-yard sack and 1.5 stops behind the line of scrimmage in LSU's 41-3 win over Washington. He also added three pressures as the Tigers held Washington to only 12 first downs and 183 yards of total offense
- His second SEC Player of the Week honor came after he accounted for four tackles (3 solos) with 3.5 going for losses for minus 14 yards in a 12-10 win at Auburn. His first tackle-for-loss resulted in a safety and a 2-0 LSU first quarter lead. Included in the 3.5 tackles for loss was a sack for minus-5 yards.
- Montgomery had three tackles including two sacks and a forced fumble in a 23-21 defeat over third-ranked South Carolina. He had a sack for an 11-yard loss on a third down attempt for South Carolina late in the fourth quarter to help preserve the victory for the Tigers
- Earned a sack for the third straight game vs. Ole Miss and registered a sack and a pass breakup vs. Mississippi State
- Had another sack, recovered a fumble and earned three tackles vs. Alabama...Closed out his career with five tackles and a 6-yard sack, causing a fumble on that play in the Chick-fil-A Bowl vs. Clemson

2011 (Sophomore):

- Football Writers Association and FoxSportsNext.com, adding second-team honors from The NFL Draft Report and Sports Illustrated, while also picking up third-team accolades from the Associated Press and Rivals.com
- All-SEC first-team pick by the league's coaches who was chosen SEC Co-Defensive Lineman of the Week vs. Alabama and SEC Defensive Lineman of the Week vs. Kentucky
- Started 11 of the 14 games he appeared in at right defensive end, registering 49 tackles (23 solos), as his nine sacks for minus-55 yards led the team, ranked sixth in the league and tied Melvin Oliver (2005), Marcus Spears (2004), Gabe Northern (1995) and Ron Sancho (1987) for fourth place on the school season record chart
- Also paced the Tigers with 13.5 stops for losses of 63 yards, adding 11 pressures, two pass deflections and a forced fumble
- Tallied two tackles for loss and one sack vs. Arkansas
- Credited with a 3-yard sack vs. Western Kentucky and an 11-yard sack along with three solo tackles vs. Georgia in the SEC Championship Game
- Named SEC Co-Defensive Lineman of the Week with Arkansas' Jake Bequette after he set a career-high with two sacks and tied his career-best with six total tackles at Alabama
- Posted six tackles vs. Auburn and added 1.5 stops for loss that included a 15-yard sack
- Named the SEC Defensive Lineman of the Week after his performance vs. Kentucky when he produced six tackles and two stops behind the line of scrimmage that included 1.5 sacks
- Combined with Tyrann Mathieu to record a sack vs. Northwestern State as he finished with five tackles
- Made four tackles with a team-high 1.5 stops-for-loss and a forced fumble recovered by Eric Reid in the Oregon contest

2010 (Redshirt Freshman):

- Named Freshman All-SEC by the league's coaches after he started the Tigers' first five games at right defensive end
- Made 18 tackles with two sacks for minus-16 yards and six stops for losses of 25 yards
- Produced six tackles and two stops-for-loss vs. West Virginia
- Tallied six tackles with 1.5 stops behind the line of scrimmage vs. Mississippi State
- Recorded his second sack against Vanderbilt
- In the North Carolina game, he delivered four tackles and a 9-yard sack.

2009 (Freshman):

- Red-shirted as a freshman

High School:

- Attended Greenwood (S.C.) High School, playing football for head coach Shell Dula with fellow Texans rookie S D.J. Swearingen
- Delivered 65 tackles that included 15 sacks and 20 stops behind the line of scrimmage as a junior
- The two-time All-State choice registered 85 tackles, 11 sacks and 15 stops-for-loss as a senior
- Rated the second-best defensive end in the country by ESPN and sixth by Rivals.com, as that recruiting service also considered him the third-best pass rusher in the prep ranks
- Super Prep rated him the second-best prospect in the state of South Carolina
- Named to the Atlanta Journal Constitution's Super Southern 100 and the Mobile Press Register's Super Southeast 120
- Concluded his high school career as a member of the White squad that competed in the Under Armour All-American Bowl in Orlando, Fla.
- Also lettered in basketball

Personal:

- Sports Administration major
- Son of Debra and Sidney Montgomery
- Nickname is "Sonic" Sam for his affection of the video game "Sonic The Hedgehog"
- Born Sidney Sammuul Montgomery

Montgomery's Career Statistics

Tackles													Interceptions			Fumbles		
Year	G	GS	Tot	Solo	Asst	Sk	Yds	QBP	No	Yds	PBU	FF	FR					
2010	5	5	18	6	12	2.0	16	0	0	0	0	0	0					
2011	14	11	49	23	26	9.0	55	11	0	0	2	1	0					
2012	12	10	37	18	19	8.0	43	3	0	0	2	3	1					
Totals	31	26	104	47	57	19.0	114	14	0	0	4	4	1					



DAVID QUESSENBERRY 77

OFFENSIVE TACKLE

Height: 6-5 | Weight: 307 | College: San Jose State |
 Hometown: La Jolla, Calif. | Rookie |
 First with Texans | Age as of Kickoff Weekend 2013: 23 |
 Acquired: D6a-'13 |

TRANSACTIONS: Drafted by the Houston Texans with the 176th overall pick and eighth pick of the sixth round of the 2013 NFL Draft on April 27, 2013...Signed by the Texans on May 10, 2013.

Career Notes:

- Played in 49 games, starting the final 37 contests he appeared in at left tackle
- In 2013, he became the first Spartans offensive lineman to play in the Senior Bowl, earning that invitation after he recorded 242 knock-downs and 32 touchdown-resulting blocks, along with posting a pair of solo tackles

2012 (Senior):

- Member of The NFL Draft Report's All-American third-team and also received Super Sleeper Team (most underrated players at each position) accolades
- The league's coaches named him an All-Western Athletic Conference first-team pick
- One of three finalists for the Burlsworth Trophy honoring the top Football Bowl Subdivision player that began his career as a non-scholarship player
- Started 12 games at left offensive tackle, missing the Colorado State clash with an ankle sprain, snapping his streak of 27 consecutive starting assignments
- A member of the Lombardi Award Watch List and became the first Spartans offensive lineman to play in the Senior Bowl
- Went head-to-head vs. his younger brother, Paul Quessenberry, an outside linebacker for Navy, in the Spartans' 12-0 win against the Midshipmen, as David delivered nine knockdowns for a unit that gained 388 yards
- Helped the Spartans gain at least 500 yards in total offense five times – including 571 vs. Texas State and 504 vs. New Mexico State
- San Jose State collected 503 yards vs. Cal-Davis, with the left tackle posting nine knockdowns

2011 (Junior):

- Started all 12 games at left offensive tackle, earning second-team All-WAC honors
- One of two offensive linemen to start in every contest, he registered 83 knockdowns and 11 touchdown-resulting blocks, as he also recorded a solo tackle after an interception vs. Louisiana Tech
- Helped the Spartans rank second in the WAC and 23rd in the nation in passing, averaging 276.8 yards per game
- Did not allow any of the 17 sacks given up by the front wall

2010 (Sophomore):

- Took over left tackle duties, starting all 13 games, in addition to performing on special teams as a punt protector and lineman on kick-scoring tries
- Placed on scholarship prior to the beginning of the season, he produced six touchdown-resulting blocks for a struggling running corps that scored just seven times
- Recorded 53 knockdowns for a squad that averaged 315.08 yards per game, including an average of 236.5 yards per game by their passing attack
- Added a solo tackle against Cal Poly

2009 (Freshman):

- The walk-on played in all 12 games as a reserve offensive tackle and extra tight end, seeing most of his action on special teams

2008 (Redshirt Freshman):

- Red-shirted as a true freshman after joining the team as a walk-on

High School:

- Attended La Costa Canyon (Carlsbad, Cal.) High School, playing football for head coach Darren Brown
- Also lettered in lacrosse
- As a junior, the 6-3, 190-pound offensive lineman helped the Mavericks compile a 9-3 record
- The following season, he grew two inches and added 35 pounds to his frame, as the team managed a 7-4 mark

Personal:

- Graduated from San Jose State in December 2012 with a degree in history
- Paul Quessenberry, David's younger brother, is a defensive end and linebacker for Navy
- Their younger brother Scott will play football at UCLA in 2013
- Their father, David Sr., graduated from the Naval Academy in 1980 and played football for the Midshipmen
- His father spent 30 years in the service, the final 22 as a Navy Reserve, and retired as a captain in 2010



D.J. SWEARINGER SAFETY

Height: 5-10 | Weight: 207 | College: South Carolina |
Hometown: Greenwood, S.C. | Rookie |
First with Texans | Age as of Kickoff Weekend 2013: 22 |
Acquired: D2-'13 |

36

TRANSACTIONS: Drafted by the Houston Texans with the 57th overall pick and 25th pick of the second round of the 2013 NFL Draft on April 26, 2013.

Career Notes:

- Started 33-of-52 games at South Carolina, where he was primarily the free safety, but also lined up in the slot in the nickel packages and at times, either cornerback spot over the course of a game
- Finished with 244 tackles (184 solos) that included 6.5 stops behind the line of scrimmage and three quarterback pressures
- Caused four fumbles and recovered two others, advancing one 65 yards for a vs. Alabama-Birmingham, the longest return of a fumble recovery in school history
- Had six interceptions for 94 yards, returning two interceptions for touchdowns and also deflected 16 passes
- Gained 126 yards on six kickoff returns (21.0 avg)

2012 (Senior):

- A second-team All-Southeastern Conference selection, Swearinger started 12 games at free safety, helped the Gamecocks finish 11th in the nation in total defense (315.5 yards per game), as he recorded 79 tackles (62 solos) with three stops behind the line of scrimmage and one quarterback pressure
- Caused and recovered two fumbles
- Deflected seven passes and gained 72 yards on a pair of interceptions
- Credited with a pair of pass breakups in the season-opening win at Vanderbilt, including one on a fourth-down play on the Commodores' final drive, securing the victory
- Had an interception in the win over East Carolina
- Grabbed a fumble and rambled 65 yards to pay dirt in the win against UAB
- Logged 10 tackles at LSU and credited with a team-leading 10 tackles including eight solo stops in the win over Tennessee
- Had a season-best 13 stops that included 10 solos vs. Arkansas and, with his 69-yard interception return for a score, was named the Walter Camp Foundation National Defensive Player of the Week and the SEC co-Defensive Player of the Week
- Posted 12 tackles against Wofford, giving him 35 tackles over a three-game stretch
- Had two pass breakups and forced a fumble in the Outback Bowl vs. Michigan

2011 (Junior):

- Started all 13 games at safety, recording a career-high 80 tackles (58 solos) with 1.5 stops for losses of four yards, as he caused a fumble, intercepted three passes and deflected three more
- Also chipped in on special teams with two kickoff returns for 39 yards
- Played the first two games of the season at strong safety, before moving to play the free safety spot for the rest of the season
- Had seven tackles against both Georgia and Navy
- Logged his first interception of the year vs. Kentucky
- Had the best game of his Gamecock career at Mississippi State and was named the SEC Co-Defensive Player of the Week after totaling a career-best 12 tackles and intercepting a pass in the waning minutes of the game to preserve the 14-12 win
- Added his third pick in as many games when he intercepted a Tennessee pass near the goal line
- Credited with nine tackles vs. Florida and eight more vs. The Citadel
- Registered seven solo tackles and forced a key fumble in the Capital One Bowl win over Nebraska

2010 (Sophomore):

- Played in all 14 games, starting eight, as he saw action at both free and strong safety
- Finished fourth on the team with 66 tackles (51 solos), including two for loss and had five pass breakups
- Also returned four kickoffs for a 21.8 yard average
- Had four tackles and a forced fumble at Auburn
- Tied for the team lead with a nine tackles in an upset win over top-ranked Alabama in his first career start
- Made seven tackles, including a tackle for loss at Kentucky
- Delivered seven tackles coming off the bench vs. Arkansas
- Made first start at strong safety vs. Florida and had six tackles and a pass breakup
- Picked off a pass vs. Troy and returned it 22 yards for his first career touchdown, as he was also in on five tackles in the game

2009 (Freshman):

- Played in all 13 games and recorded 19 tackles, including 13 solo stops
- Credited with a pass breakup and one quarterback hurry
- Posted three tackles vs. Alabama and three solo stops at Arkansas

High School:

- Attended Greenwood (S.C.) High School, playing football for head coach Shell Dula with fellow Texans rookie OLB Sam Montgomery
- Excelled as a quarterback in the run-option system
- As a sophomore, he rushed for 400 yards and logged 68 tackles with five interceptions
- Ran for 516 yards nine touchdowns and posted 93 tackles and an interception as a junior
- A second-team All-State selection as a senior, he rushed for 904 yards and 12 touchdowns as a senior quarterback and caught 20 passes for 210 yards as a receiver
- Also had 77 tackles, broke up eight passes and caused two fumbles as a safety
- Closed out his career by recording an interception in the Shrine Bowl Game of the Carolinas
- Was rated a three-star prospect that was considered the 20th-best safety in the nation and the 14th-best prospect in South Carolina by Rivals.com
- Received a three-star prospect grade and was regarded as the nation's 82nd-best safety according to Scout.com
- Considered the state's ninth-best player by Super Prep and named to Prep Star's All-Atlantic Region squad in 2008

Personal:

- Retailing Business major
- Born Dayario Jamal Swearinger

Swearinger's Career Defensive Statistics

Year	Tackles							Interceptions				Fumbles		
	G	GS	Tot	Solo	Asst	Sk	Yds	No	Yds	Lg	TDPBU	FF	FR	FR
2009	13	0	19	13	6	0.0	0.0	0	0	0	0	1	0	0
2010	14	8	66	51	15	0.0	0.0	1	22	22	1	5	1	0
2011	13	13	80	58	22	0.0	0.0	3	0	0	0	3	1	0
2012	12	12	79	62	17	0.0	0.0	2	72	69	1	7	2	2
Totals	52	33	244	184	60	0.0	0.0	6	94	69	2	16	4	2

Swearinger's Career Kickoff Statistics

Year	Kickoff Returns				
	No	Yds	Avg	Lg	TD
2010	4	87	21.8	25	0
2011	2	39	19.5	23	0
Totals	6	126	21.0	25	0



BRENNAN WILLIAMS

OFFENSIVE TACKLE

73

Height: 6-6 | Weight: 314 | College: North Carolina |
Hometown: West Roxbury, Mass. | Rookie |
First with Texans | Age as of Kickoff Weekend '13: 22
Acquired: D3a-'13 |

TRANSACTIONS: Drafted by the Houston Texans with the 89th overall pick and 27th pick of the third round of the 2013 NFL Draft on April 26, 2013.

Career Notes:

- In 21 games as the starting right offensive tackle for North Carolina, Williams registered 108 knockdowns and 15 touchdown-resulting blocks
- Teammates in 2009 and 2010 with current Houston Texans QB T.J. Yates at North Carolina

2012 (Senior):

- Earned honorable mention All-ACC accolades from the league's coaches for his play at right tackle
- With Williams on the field for the first eight games, North Carolina allowed just five sacks, but in four games without him in the lineup, his replacements yielded six sacks
- Helped North Carolina finish 14th in the FBS rankings and second in the ACXC with an average of 485.6 yards per game, as their average of 40.6 points scored was also second-best in the conference and eighth in the country
- Graded out at 87 percent with nine knockdowns in the win at Miami
- Had a season-best 23 knockdowns and helped pave the way for 339 rushing yards in the win over Virginia Tech
- Added four knockdowns in 16 snaps vs. Idaho
- Played 62 snaps with four knockdowns vs. East Carolina and was on the field for all 64 snaps at Louisville and finished with 10 knockdown blocks
- Had a team-high 14 knockdowns in 82 plays at Wake Forest
- Saw action on 39 snaps with six knockdowns vs. Elon

2011 (Junior):

- Appeared in all 13 games, grading 81 percent for the season on 667 total snaps at right tackle
- Finished with 30 regular-season knockdowns, third-best on the team, as he helped pave the way for Giovani Bernard to gain 1,253 rushing yards, the first time a Tar Heel back rushed for more than 1,000 yards since 1997
- Helped the team's passing attack average 254.4 yards per game, as the front wall allowed 27 sacks for losses of 206 yards
- Played 56 snaps vs. Duke, grading out at 82 percent
- On the field for 54 snaps and graded 78 percent at North Carolina State
- Posted an 83 percent mark and had four knockdowns at Clemson
- Saw action on 55 snaps and graded 85 percent with three knockdowns
- Graded out at a team-best 92 percent on 44 snaps vs. Louisville and produced four knockdowns with an 84 percent grade vs. East Carolina
- Graded out at 83 percent on 46 snaps at Georgia Tech and posted five knockdowns in just 39 snaps vs. Virginia
- Played 38 snaps vs. James Madison and graded 83 percent with four knock-downs

2010 (Sophomore):

- Appeared in 10 contests as a reserve at right offensive tackle
- Played 108 snaps and helped the Tar Heels rank 26th in the nation with an average of 264.0 yards per game passing
- Saw action on 19 snaps in the Music City Bowl victory against Tennessee
- Graded out at 75 percent on nine snaps with a knockdown vs. East Carolina
- Had a knockdown at Rutgers and graded 75 percent vs. Georgia Tech
- Played 22 snaps vs. Louisiana State and graded a team-high 80 percent

2009 (Freshman):

- As a true freshman, was on the field for only 78 snaps while playing in six games, including the Meineke Car Care Bowl vs. Pittsburgh
- Also appeared in the Duke, Virginia, Georgia Southern, Florida State and The Citadel games
- Logged an 80-percent grade on 19 plays vs. Duke and posted a 78-percent grade and one knockdown block vs. Georgia Southern

High School:

- Attended Catholic Memorial (Roxbury, Mass.) High School, lettering four times in football for head coach Alex Campia
- The senior team captain was a member of the "Super 26" team in 2008 as voted by the Massachusetts State Coaches Association and garnered Prep Star and Super Prep All-American honors
- Rated the eighth-best offensive lineman in the country (seventh-best offensive guard) by Rivals.com and a member of the recruiting service's Rivals 250 squad in 2008
- Scout.com considered him to be the 15th-best offensive lineman in the nation and the second-best overall player in the state of Massachusetts
- The two-time All-Conference selection as a junior and senior, he was named All-Scholastic by the Boston Globe and Boston Herald

Personal:

- Communications major
- Son of Jacquelyn and Brent Williams
- Father played in the NFL from 1986-1993 with the New England Patriots, Seattle Seahawks and New York Jets as a defensive end



TREVARDO WILLIAMS 54

OUTSIDE LINEBACKER

Height: 6-1 | Weight: 237 | College: Connecticut |
 Hometown: Bridgeport, Conn. | Rookie |
 First with Texans | Age as of Kickoff Weekend 2013: 22 |
 Acquired: D4-'13 |

TRANSACTIONS: Drafted by the Houston Texans with the 147th overall pick and 27th pick of the fourth round of the 2013 NFL Draft on April 27, 2013...Signed by the Texans on May 16, 2013.

Career Notes:

- Started 30-of-50 games as a strong-side defensive end for Connecticut, going on to record 134 tackles (85 solos) that included a school career-record 30.5 sacks for minus-190 yards, which is also sixth-best in Big East Conference history
- Added 40.5 stops for loss, the fifth-best career total by a Connecticut player
- Produced nine quarterback pressures, as he deflected three passes, recovered one fumble and caused five others

2012 (Senior):

- All-Big East Conference first-team choice who started 11-of-12 games at defensive end, recording 43 tackles, as he led the league and finished 12th in the nation with 11.5 sacks
- Named to the watch lists for the Bednarik Award, the Bronko Nagurski Trophy and the Lombardi Award
- Finished third on the squad and fifth in the Big East with 13.5 stops for losses of 61 yards, adding three QB pressures and a forced fumble, as the team ranked ninth in the nation in total defense (309.9 yards per game)
- His first sack for 2012 was good for an 8-yard loss vs. Massachusetts, followed by 2.5 sacks for minus-10 yards and a forced fumble while posting five tackles vs. North Carolina State
- Added an 8-yard sack vs. Maryland and a 6-yard sack vs. Western Michigan
- Totaled seven tackles and recorded a sack for the fifth straight game to start the season during a 24-17 win against Buffalo
- Had a 2-yard sack vs. Temple and a 6-yard QB drop in the South Florida clash
- Registered seven tackles (5 solos) and a season-best three sacks for minus 17 yards, adding a pressure in a 23-20 decision over Louisville

2011 (Junior):

- Ranked second in the nation with a career-high 12.5 sacks for minus 83 yards, taking over third place on the school season-record chart
- Received the team's Kendall Madison Award, given to a player for his dedication, hard work, positive attitude and outstanding citizenship
- Recorded 43 tackles and ranked third in the conference with 15.0 stops for loss
- Deflected two passes and caused a pair of fumbles
- Opened the season with a 6-yard sack vs. Fordham and assisted on a 5-yard sack vs. Vanderbilt
- Posted five tackles vs. Iowa State and caused a fumble on a 7-yard sack of QB Geno Smith vs. West Virginia

2010 (Sophomore):

- Started seven of the 13 contests he appeared in
- Recorded 29 tackles (25 solos) with 4.5 sacks for minus-29 yards, 9.5 stops for loss and three pressures
- Also caused two fumbles, both setting up Connecticut touchdown drives, recovering one while also deflecting a pass

2009 (Freshman):

- Played in 13 games
- Recorded 19 tackles (13 solos) with two sacks for minus 20 yards and 2.5 stops for losses of 21 yards

2008:

- Attended Canterbury (New Milford, Conn.) Prep, enrolling at the University of Connecticut in January 2009

High School:

- Attended Bridgeport (Conn.) Central High School, playing football for head coach Dave Cadelina
- Two-time All-Fairfield County League selection
- Added All-State honors from the Hartford Courant and New Haven Register as a senior in 2007
- As a junior, he helped lead his team to an 8-2 record and a 14th-place ranking in the state, as he totaled just 29 tackles, but posted 13 sacks with a forced fumble, five fumble recoveries, including one in the end zone for a score and five pressures
- During his senior season, the team again recorded an 8-2 mark, as Williams had 25 tackles with seven sacks, 12 pressures and two forced fumbles as a defensive end. As a tight end, he helped win two contests with long touchdown receptions of 48 yards vs. Greenwich and 36 yards vs. Norwalk
- Received a two-star prospect grade from Rivals.com, as that recruiting service placed him seventh on their Connecticut Top 10 squad
- Scout.com rated him the 29th-best strong-side linebacker in the country and placed a three-star ranking on the senior
- Also excelled in track, finishing second in the New England Meet in the 100 meters

Personal:

- Exploratory major
- Moved to the United States from Jamaica in 1999

Williams' Career Defensive Statistics

	Tackles							Interceptions			Fumbles		
Year	G	GS	Tot	Solo	Asst	Sk	Yds	QBP	No	Yds	PBU	FF	FR
2009	13	1	19	13	6	2.0	20	2	0	0	0	0	0
2010	13	7	29	25	4	4.5	29	3	0	0	1	2	1
2011	12	11	43	26	17	12.5	83	1	0	0	2	2	0
2012	12	11	43	21	22	11.5	58	3	0	0	0	1	0
Totals	50	30	134	85	49	30.5	190	9	0	0	3	5	1

2013 UNDRAFTED BIOS



WE ARE
TEXANS



JOHNNY ADAMS CORNERBACK

Height: 5-10 | Weight: 175 | College: Michigan State |
Hometown: Akron, Ohio | Rookie |
1st with Texans | Age as of Kickoff Weekend 2013: 24 |
Acquired: CFA-'13 | 2013 GP/GS: 0/0 |
Career GP/GS: 0/0 | Teams: Houston, 2013 |

42

TRANSACTIONS: Signed with Houston Texans on May 10, 2013.

COLLEGE:

- Started 39-of-54 games, finishing with 157 tackles, 35 passes defended, including 11 interceptions in his college career
- Three-time All-Big Ten selection (2010-12)
- Ranked fourth in school history in interception return yards (230), fifth in passes defended (35), 10th in interceptions (11) and 11th in pass break-ups (24)
- All-Big Ten second-team selection by the league's coaches as a sophomore after starting all 13 games
- First-team All-Big Ten selection by the coaches after starting 12 games, collecting 35 tackles and tied for the team-high with three interceptions
- Recorded a career-high two interceptions vs. Minnesota during his senior campaign
- All-Big Ten first-team selection by the coaches during his junior season, finishing with 51 tackles, three interceptions and 3.0 sacks
- Granted a medical redshirt for the 2009 season after suffering a season-ending shoulder injury three games into the season
- Saw action in 12 games (two starts) as a true freshman, collecting 21 tackles (15 solo) and tied for second on the team with two interceptions
- Recorded his first collegiate touchdown after he picked off a pass vs. Purdue during his freshman season and returning it 40 yards for the score

PERSONAL:

- Four-year starter at Buchtel High School (Akron, Ohio)
- Earned all-city and team MVP honors as a senior after recording 115 tackles and three interceptions and accounting for 1,800 all-purpose yards and 15 touchdowns
- Named first-team all-district and all-city after intercepting six passes ,accounting for 2,200 all-purpose yards and 13 total touchdowns (three on returns)
- Returned nine punts for scores as a sophomore, including three in a game vs. Central Hower
- Also participated in basketball and track

Adams' Career Defensive Statistics

Year	G	GS	Tot	Tackles			Sk	Yds	Interceptions			Fumbles	
				Solo	Asst				No	Yds	PBU	FF	FR
2008	12	2	21	15	6	0.0	0	0	2	40	4	0	0
2009	3	0	0	0	0	0.0	0	0	0	0	0	0	0
2010	13	13	50	34	16	0.0	0	3	38	7	1	1	1
2011	14	12	51	37	14	3.0	32	3	141	6	0	0	0
2012	12	12	35	23	12	1.0	2	3	11	7	0	0	0
Totals	54	39	157	109	48	4.0	34	11	230	24	1	1	1



ZACH BOREN

FULLBACK

Height: 6-0 | Weight: 255 | College: Ohio State |
 Hometown: Pickerington, Ohio | Rookie |
 1st with Texans | Age as of Kickoff Weekend 2013: 22 |
 Acquired: CFA-'12 | 2012 GP/GS: 0/0 |
 Career GP/GS: 0/0 | Teams: Houston, 2013 |

45

TRANSACTIONS: Signed with Houston Texans on May 10, 2013.

COLLEGE:

- Started 34-of-51 games in his four-year career at Ohio State
- Transitioned from the starting fullback to a starting linebacker during his senior season due to injuries at the linebacker position
- Transition and efforts earned him the Big Ten Conference Sportsmanship Award and an ESPN/Kirk Herbstreit "Herbie" Award
- Name team captain for his senior season where he recorded 50 tackles in six games at linebacker, including career-high 12 in the overtime win at Wisconsin
- Capped his career with nine tackles against Michigan, including his first sack
- Prior to switching to defense, saw action in six games at fullback his senior season with 11 carries for 33 yards and two touchdowns, and five receptions for 42 yards
- Recorded 12 carries in his offensive career for 42 yards and caught 25 passes for 193 yards and one touchdown with a long of 25 yards
- Honored as the team's Rex Kern Award winner as the team's outstanding offensive back despite not having a single carry in 2011
- Recipient of the team's Outstanding First-Year Offensive Player award in 2009

PERSONAL:

- Named Ohio's defensive player of the year at Pickerington Central (Ohio) High School in 2008
- Helped lead Central to a 13-1 record during his senior season and the OCC-Ohio Division and Division I, Region 3 titles
- Was also named Ohio Capital Conference and district player of the year in baseball in 2008
- Older brother, Justin Boren, is an offensive lineman for the Denver Broncos
- Both of his parents were student-athletes at Michigan

Boren's Career Rushing and Receiving Statistics

Year	GP	GS	No	Rushing				TD	No	Receiving				TD
				Yds	Avg	Long				Yds	Avg	Long		
2009	13	5	0	0	0.0	0	0	0	4	23	5.7	8	1	
2010	13	10	1	2	2.0	2	0	0	10	68	6.8	22	0	
2011	13	12	0	0	0.0	0	0	0	6	60	10.0	25	0	
2012	12	7	11	33	3.0	8	2	5	42	8.4	14	0		
Totals	51	34	12	35	2.9	8	2	25	193	7.7	25	1		

Additional Statistics

2012: 50 tackles, 3.5 tackles for loss, 1 sack, 1 fumble recovery and 1 forced fumble



A.J. BOUYE CORNERBACK

Height: 6-0 | Weight: 183 | College: Central Florida |
 Hometown: Tucker, Ga. | Rookie |
 1st with Texans | Age as of Kickoff Weekend 2013: 22 |
 Acquired: CFA-'13 | 2013 GP/GS: 0/0 |
 Career GP/GS: 0/0 | Teams: Houston, 2013 |

34

TRANSACTIONS: Signed with Houston Texans on May 10, 2013.

COLLEGE:

- Started 21-of-43 career games at cornerback compiling 110 tackles (78 solo), six interceptions, 1.0 sack, one forced fumble and two fumble recoveries
- Returned from injury to start all 14 games as a senior, finishing with 53 tackles, three interceptions, one forced fumble and two fumble recoveries, which earned All-Conference USA Second Team honors
- Started seven games as a junior, recording 21 tackles (19 solo) and two interceptions before missing the final five games of the season due to injury

PERSONAL:

- Helped lead Tucker (Ga.) High School to a 14-1 record and a state championship during his senior season
- Named first-team all-county after recording 35 tackles as a senior with six interceptions while also scoring three touchdowns on offense and twice on returns
- Recorded 40 tackles and one interception as a junior
- Was a member of the school's merit roll and R.O.T.C.

Bouye's Career Defensive Statistics

Year	G	GS	Tackles					Yds	Interceptions			Fumbles	
			Tot	Solo	Asst	Sk			No	Yds	PBU	FF	FR
2009	10	0	10	6	4	0.0	0	0	0	1	0	0	
2010	12	2	26	11	15	1.0	6	1	42	6	0	0	
2011	7	7	21	19	2	0.0	0	2	27	1	0	0	
2012	14	14	53	42	11	0.0	0	3	111	5	1	2	
Totals	43	23	110	78	32	1.0	6	6	180	13	1	2	



BRYAN COLLINS

GUARD

Height: 6-3 | Weight: 303 | College: Southern Methodist |
 Hometown: Keller, Texas | Rookie |
 1st with Texans | Age as of Kickoff Weekend 2013: 22 |
 Acquired: CFA-'13 | 2013 GP/GS: 0/0 |
 Career GP/GS: 0/0 | Teams: Houston, 2013 |

61

TRANSACTIONS: Signed with Houston Texans on May 10, 2013.

COLLEGE:

- Started 20-of-46 games for SMU on the offensive line, earning Second-Team All-Conference USA honor during his senior campaign
- Blocked for C-USA's second-leading back in 2012, starting all 13 games at right tackle
- Saw action in nine games as a junior, including two starts late in the season, and blocked for a running back who led the league in rushing and an offense that ranked third in the league in passing
- Started the final three games of his sophomore season, seeing action in 13 games total

PERSONAL:

- Prepped at Keller (Texas) High School
- Third-team All-State honoree by the Texas Sports Writers Association
- Earned Class 5A honorable mention all-state accolades as a senior while being selected to the Tarrant County Super Team
- Named second-team academic all-state in 2008



ANDY CRUSE

WIDE RECEIVER

Height: 6-3 | Weight: 216 | College: Miami (Ohio) |
 Hometown: Cincinnati, Ohio | Rookie |
 1st with Texans | Age as of Kickoff Weekend 2013: 23 |
 Acquired: CFA-'13 | 2013 GP/GS: 0/0 |
 Career GP/GS: 0/0 | Teams: Houston, 2013 |

12

TRANSACTIONS: Signed with Houston Texans on May 10, 2013.

COLLEGE:

- Saw action in 48 career games (33 starts) at wide receiver
- Caught 160 passes for 1,662 yards and 14 touchdowns in his four-year career
- As a co-captain his senior season, led Miami with 74 receptions for 681 receiving yards and a career-high six touchdowns
- Started 11-of-12 games as a junior, catching 43 passes for 391 yards and four touchdowns
- Hauled in a 71-yard game-winning touchdown with 19 seconds remaining at Central Michigan as a sophomore
- Appeared in 11 games as a freshman, including seven consecutive starts late in the season
- Redshirted his first season in 2008

PERSONAL:

- Standout athlete at Turpin (Cincinnati, Ohio) High School where he captained the Spartans' football and basketball team
- Holds every receiving record at Turpin, grabbing 63 passes for 1,182 yards and 14 touchdowns during his senior season and 130 passes for 2,652 yards and 33 touchdowns over the course of his prep career
- Led Spartans to a cumulative record of 24-3 over his last two seasons while earning all-conference, all-city, all-district and all-state honors

Cruse's Receiving Statistics at Miami (Ohio)

RECEIVING

Year	GP	GS	Rec	Yds	Avg	Lg	TD
2009	11	7	18	248	13.8	29	1
2010	13	4	25	342	13.7	71	2
2011	12	11	43	391	9.1	26	4
2012	12	11	74	681	9.2	47	6
Total	48	33	201	2,596	12.9	68	18

Additional Statistics:

Passing: 1-for-1 for a 28-yard touchdown against USC in 2011
 Rushing: 6 carries for 12 yards and a touchdown



JA'GARED DAVIS

INSIDE LINEBACKER

Height: 6-0 | Weight: 245 | College: Southern Methodist |
 Hometown: Crockett, Texas | Rookie |
 First with Texans | Age as of Kickoff Weekend 2013: 22 |
 Acquired: CFA-'13 |

61

TRANSACTIONS: Signed with the Houston Texans on May 10, 2013.

Career Notes:

- Played in 53 games and recorded 301 tackles, 20.0 sacks, four interceptions, eight forced fumbles and four fumble recoveries in his career
- Two-time All-Conference USA honoree
- Scored five touchdowns in his career on defense (three fumble returns, one blocked field goal return and an interception return)

2012 (Senior):

- Named First-Team All-Conference USA
- Saw time in all 13 games, making 12 starts
- Third on the team in tackles (77) and solo tackles (50) and had 4.0 sacks
- Notched two interceptions, five pass breakups and five quarterback hits
- Forced three fumbles, recovered two and blocked a kick
- Named the Conference USA Defensive Player of the Week after blocking a punt, forced and recovered a fumble, and made an interception against Tulsa on Senior Day
- Had nine tackles, 1.5 tackles for loss and a 34-yard fumble return for a touchdown against Stephen F. Austin
- Returned an interception for a touchdown at UTEP, his fifth career score
- Named to the Butkus Award Watch List and Dave Campbell's All-Texas College Team

2011 (Junior):

- Started all 13 games and was named Second-Team All-C-USA
- Had 83 tackles, including a team-high 12 tackles for loss, 5.5 sacks and tied for the team lead with two interceptions
- Had six pass breakups, two forced fumbles and a fumble recovery for a touchdown
- Led the team with nine stops in the BBVA Compass Bowl win
- Earned National Defensive Player of the Week honors after recording eight tackles, 2.5 for loss including 1.5 sacks, an interception, three pass breakups, and a forced fumble and recovery for a touchdown against UTEP
- Named First-Team All-Texas by Dave Campbell's Texas Football

2010 (Sophomore):

- Started in 13 games and saw action in all 14
- Named First-Team All-Conference USA
- Selected as a CollegeFootballNews.com All-America honorable mention
- Amassed nine sacks and 16 TFL on the season
- Totaled 90 tackles, including 62 solos, scored two touchdowns and recorded a sack in each of the first six games of the season
- Had a 33-yard fumble return for a touchdown at East Carolina

2009 (Freshman):

- Started five games and played in all 13
- Had 51 stops and added two forced fumbles and three pass breakups on the year

High School:

- Named District 20-3A Defensive Co-MVP and a Class 3A All-State performer as a senior after recording 110 tackles, four forced fumbles and five fumble recoveries
- An all-district performer as a junior after notching 118 tackles and four interceptions
- Also lettered in basketball and track, taking fifth at state in the 300m hurdles

Davis' Career Defensive Statistics

Year	G	Tot	Tackles		Sk	Yds	Interceptions			Fumbles	
			Solo	Asst			No	Yds	PBU	FF	FR
2009	13	51	25	26	2.0	14	0	0	3	2	0
2010	14	90	62	28	9.0	53	0	0	2	1	1
2011	13	83	44	39	5.5	33	2	14	6	2	1
2012	13	77	50	27	4.0	37	2	30	5	3	2
Totals	53	301	181	120	20.0	137	4	44	16	8	4

Additional Statistics:

Touchdowns (5): 34-yard fumble return vs. Stephen F. Austin and a 30-yard interception return vs. UTEP in 2012; recovered a fumble in the end zone vs. UTEP in 2011; returned a fumble 33 yards for a touchdown vs. East Carolina and returned a blocked field goal 77 yards for a touchdown against Rice in 2010.



EVAN FRIERSON INSIDE LINEBACKER

Height: 6-2 | Weight: 234 | College: Illinois State |
Hometown: Washington, D.C. | Rookie |
First with Texans | Age as of Kickoff Weekend 2013: 23 |
Acquired: CFA-'13 |

62

TRANSACTIONS: Signed with the Houston Texans on May 10, 2013.

Career Notes:

- Began his collegiate career at Illinois before transferring to Illinois State following his sophomore season
- Totaled 138 tackles, 13.0 sacks, 27 tackles for loss and three forced fumbles in his final two seasons at Illinois State

2012 (Senior):

- All-Missouri Valley Football Conference Honorable Mention selection
- Started 12 of 13 games played at strong side linebacker
- Ranked fourth on the team with 72 tackles, 6.5 sacks and 12 tackles-for-loss
- Forced two fumbles, had four quarterback hurries and added a pass breakup
- Posted a sack in six different games and at least one tackle for loss in 10 different games

2011 (Junior):

- All-MVFC First-Team and MVFC All-Newcomer Team selection
- Started 10 games at outside linebacker for the Redbirds, who led the conference in total defense (294.8 ypg)
- Led the team and was second in the Valley with 15 tackles-for-loss
- Ranked second on the team with 66 tackles and 6.5 sacks and added four quarterback hurries and forced a fumble
- Named MVFC Newcomer of the Week after recording eight tackles, three sacks and four tackles-for-loss against South Dakota

2010 (Sophomore):

- Played in nine games for Illinois and recorded six tackles on the season

2009 (Freshman):

- Played in all 12 games, starting five at Illinois
- Finished the season with 19 tackles, 12 of which were solo stops, and added two tackles-for-loss
- Recovered two fumbles and broke up a pass

2008:

- Redshirted as a freshman at Illinois

High School:

- As a senior, recorded 79 tackles, eight sacks, three interceptions and three forced fumbles for head coach Gregory Fuller at H.D. Woodson High School
- Posted 78 tackles, 11 sacks and three fumble recoveries as a junior
- Rated among the top-50 strongside linebackers nationally according to Scout.com

Frierson's Career Defensive Statistics

Year	G	Tot	Tackles			Sk	Yds	Interceptions			Fumbles	
			Solo	Asst	Sk			No	Yds	PBU	FF	FR
2009*	12	19	12	7	0.0	0	0	0	0	1	0	2
2010*	9	6	2	4	0.0	0	0	0	0	0	0	0
2011	11	66	34	32	6.5	39	0	0	1	1	1	0
2012	13	72	30	42	6.5	30	0	0	1	2	2	0
Totals	45	163	78	85	13.0	69	0	0	3	3	3	2

* - Denotes at Illinois

Additional Statistics:

Tackles for loss: 2 in 2009; 15 in 2011; 12 in 2012



RAY GRAHAM RUNNING BACK

Height: 5-9 | Weight: 193 | College: Pittsburgh |
Hometown: Elizabeth, N.J. | Rookie |
First with Texans | Age as of Kickoff Weekend 2013: 22 |
Acquired: CFA-'13 |

37

TRANSACTIONS: Signed by the Houston Texans on May 10, 2013.

Career Notes:

- Two-time first-team All-Big East selection
- Second all-time at Pittsburgh in career rushing yards (3,271) and all-purpose yards (4,943)
- Fifth all-time at Pitt with 216 career points on 36 touchdowns (tied with LeSean McCoy, 2007-08)
- Totaled 11 career 100-yard rushing games

2012 (Senior):

- Selected first-team All-Big East for the second consecutive season
- Rushed for 1,042 yards and 11 TDs on 222 carries (4.7 avg.) in 12 starts and eclipsed the 100-yard mark in four games

2011 (Junior):

- Voted first-team All-Big East by league coaches despite an injury-shortened year
- An All-America candidate at midseason, his season was cut short due to a right knee injury sustained early in the eighth game against Connecticut
- Finished with 958 yards and nine touchdowns on 164 carries (5.8 avg.) for the year. Also had 30 catches for 200 yards (6.7 avg.)
- Through seven games, was second nationally and tops in the Big East in rushing yards per game (134.1 avg.)
- Walter Camp National Offensive Player of the Week for his performance against South Florida (226 rushing yards and two touchdowns)
- Rushed for 201 yards and three touchdowns vs. Buffalo in the opener

2010 (Sophomore):

- Played in 12 games, starting two and rushed for 922 yards and eight touchdowns on 148 carries (6.2 avg.)
- Had 24 receptions for 213 yards (8.9 avg.) and two touchdowns
- Averaged 21.8 yards on 23 kick returns (501 total yards with a long of 54 vs. FIU)
- Ranked third in the Big East in all-purpose yards (136.3 avg.)
- In his first career start, rushed for 277 yards and three touchdowns on 29 carries (9.6 avg.) vs. FIU
- Totaled 374 all-purpose yards (78 yards on two kick returns and 19 yards on three receptions) vs. FIU, the most by an FBS player in 2010

2009 (Freshman):

- Played in all 13 games as the top reserve at tailback
- Totaled 349 rush yards on 61 carries (5.7 avg.) and four touchdowns
- Also a primary kick returner and averaged 22.5 yards on 15 returns

High School:

- Earned PrepStar All-America honors
- First team All-New Jersey Group 4, first team All-Union County, Union County Player of the Year
- Rushed for 1,592 yards and averaged nine yards per carry at Elizabeth
- Scored 24 touchdowns to lead Union County with 144 points as a senior
- Rushed for 1,290 yards and 13 touchdowns as a sophomore
- Four-year letterman who helped Elizabeth to a 30-12 mark (.714) during his varsity career
- All-Union County point guard for Elizabeth's basketball team
- Student council

Personal:

- Son of Raymond and Nyla Graham
- Has three brothers and four sisters
- Brother, Khaseem Greene, played linebacker at Rutgers
- Father played football at Purdue (1988)
- Uncles Malik and Jamil Jackson played at Rutgers (1990-93)
- Majored in communications

Graham's Career Statistics at Pittsburgh

Year	GP	Rushing					Receiving				
		No	Yds	Avg	Long	TD	No	Yds	Avg	Long	TD
2009	13	61	349	5.7	53	4	8	46	5.8	14	0
2010	12	148	922	6.2	79	8	24	213	8.9	33	2
2011	8	164	958	5.8	75	9	30	200	6.7	15	0
2012	12	222	1,042	4.7	78	11	36	340	9.4	33	2
Totals	45	595	3,271	5.5	79	33	98	799	8.2	33	4

Kickoff Returns

Year	No	Yds	Avg	Lg	TD
2009	15	337	22.5	54	0
2010	23	501	21.8	54	0
2011	2	35	17.5	19	0
2012	0	0	0.0	0	0
Totals	40	873	21.8	54	0



TRAVIS HOWARD CORNERBACK

Height: 6-0 | Weight: 197 | College: Ohio State |
Hometown: Miami, Fla. | Rookie |
First with Texans | Age as of Kickoff Weekend 2013: 22 |
Acquired: CFA-'13 |

27

TRANSACTIONS: Signed by the Houston Texans on May 10, 2013.

Career Notes:

- Started 23-of-43 games he played in at cornerback at Ohio State
- Started every game as a junior and senior and totaled 81 tackles (51 solo), six interceptions and 11 pass breakups over his last two years in Columbus
- Finished his Buckeye career with 96 total tackles (66 solos), 15 passes defended, eight interceptions, 1.5 tackles for loss and one sack
- Scored one touchdown in his career on a 30-yard interception return and also blocked a punt which was recovered for a touchdown

2012 (Senior):

- Started all 12 games at cornerback for the undefeated Buckeyes and led the Big Ten with four interceptions
- Selected first-team All-Big Ten by the conference's media after finishing the year with 40 total tackles (26 solos), six passes defended and one blocked punt in addition to his league-leading four interceptions
- Intercepted a career-high two passes in the season opener vs. Miami (Ohio)
- Recorded an interception in his second consecutive game with a pick against Central Florida which set up a touchdown
- Intercepted his league-best fourth pass of the season against Illinois
- Blocked a punt which was recovered for a touchdown in Ohio State's 52-49 victory against Indiana

2011 (Junior):

- Started all 11 games as a junior and finished the year with a career-high 41 tackles (25 solos), two interceptions, five passes defended, two forced fumbles, one fumble recovery and an assist on a tackle for loss
- Also ranked eighth in the Big Ten with two forced fumbles
- Forced a fumble against Colorado
- Intercepted a pass in a 17-7 win over then-number 16 Illinois
- Picked off his second pass of the season, and fourth of his career, in a 34-20 win over Indiana
- Forced and recovered a fumble against arch-rival Michigan

2010 (Sophomore):

- Played in 10 games as a reserve defensive back as a sophomore, finishing the season with 13 tackles (all solo stops), one sack, one tackle for loss, a fumble recovery and two interceptions, one of which he returned for a touchdown
- Recorded his first career interception against Penn State and returned it 30 yards for a touchdown in Ohio State's 38-14 victory
- Registered two takeaways in a 37-7 win over Michigan with a fumble recovery and his second interception of the season

2009 (Freshman):

- Saw action in 10 games as a redshirt freshman and finished the year with two solo tackles

2009 (Redshirt):

- Redshirted in 2008

High School:

- Was an All-Dade County and All-Florida honoree at Dr. Krop High School in Miami, Fla.
- Recorded 88 tackles and six interceptions, two of which he returned for touchdowns, as a senior in 2007
- Was an honor roll student who also lettered in basketball and track and field

Personal:

- Majored in family resource management
- Is the son of Trenise Dozier and Ellis Howard

Howard's Career Defensive Statistics

Year	G	GS	Tot	Tackles			Sk	Yds	Interceptions			Fumbles		
				Solo	Asst				No	Yds	PBU	FF	FR	
2009	10	0	2	2	0	0.0	0	0	0	0	0	0	0	0
2010	10	0	13	13	0	1.0	7	2	30	4	0	0	1	
2011	11	11	41	25	16	0.0	0	2	29	5	2	2	1	
2012	12	12	40	26	14	0.0	0	4	51	6	0	0	1	
Totals	43	23	96	66	30	1.0	7	8	110	15	2	2	3	



WILLIE JEFFERSON OUTSIDE LINEBACKER

63

Height: 6-5 | Weight: 233 | College: Stephen F. Austin |
Hometown: Beaumont, Texas | Rookie |
First with Texans | Age as of Kickoff Weekend 2013: 22 |
Acquired: CFA-'13 |

TRANSACTIONS: Signed by the Houston Texans on May 10, 2013.

Career Notes:

- Transferred to Stephen F. Austin as a junior after spending his first two seasons as a wide receiver at Baylor
- Named Southland Conference Newcomer of the Year in 2011 and first-team All-SLC as a senior in 2012

2012 (Senior):

- First-team All-Southland Conference selection
- Received College Sports Journal honorable mention All-American and College Football Performance Awards FCS Elite Defensive Performer accolades
- Saw action in 11 games as a senior, finishing the year with 36 tackles (24 solos)
- Led the team with 8.0 sacks and five forced fumbles, and tied for the team lead with 11.5 tackles for loss
- Registered a season-best 2.0 sacks in the season finale against Northwestern State

2011 (Junior):

- Transferred to Stephen F. Austin and was converted from wide receiver to defensive end
- Named Southland Conference Newcomer of the Year and a two-time SLC Defensive Player of the Week honoree
- Second-team College Sports Madness FCS All-American and CSN Fabulous 50 Honorable Mention All-America
- Appeared in all 11 games, recording 29 total tackles (19 solos) and 15 sacks for 114 yards in losses
- Picked off two passes which he returned for scores and broke up three other passes
- Finished first in the SLC and fourth nationally with 15 sacks
- Named national defensive player of the week after he set a school record with 4.5 sacks against McNeese State and also picked off a pass in the end zone for a touchdown against the Cowboys
- Had a season-high six solo tackles, including a conference-record 5.0 sacks, at Northwestern State
- Picked off a pass and returned it 41 yards for a touchdown against McMurry and also caught three two-point conversions in that game

2010 (Sophomore):

- Did not play

2009 (Freshman):

- Played in all 12 games as a freshman at Baylor and saw action at wide receiver in 11 contests, earning one start
- Totaled five receptions for 101 yards and one touchdown and made one tackle on special teams
- Caught touchdown pass on first career reception in win over Northwestern State

High School:

- Two-sport star at Ozen High School in Beaumont
- Named second-team 4A all-state and was a first-team All-District 20-4 selection and Port Arthur News Super Team selection at wide receiver as senior
- Credited with 13 receptions for 130 yards as junior in 2007

Personal:

- Majored in health science studies
- Son of Willie and Marion Jefferson

Jefferson's Career Defensive Statistics

Year	G	GS	Tackles				Sk	Yds	Interceptions			Fumbles	
			Tot	Solo	Asst				No	Yds	PBU	FF	FR
2009	-	-	-	-	-	-	-	-	-	-	-	-	-
2010	-	-	-	-	-	-	-	-	-	-	-	-	-
2011	11	N/A	29	19	10	15.0	114	2	41	5	1	1	
2012	11	10	36	24	12	8.0	63	0	0	3	5	0	
Totals	22	10	65	43	22	23.0	177	2	41	8	6	1	

Additional Statistics: Caught three two-point conversions in 2011; Caught five passes for 101 yards and one touchdown at Baylor in 2009.



DENNIS JOHNSON

RUNNING BACK

Height: 5-7 | Weight: 193 | College: Arkansas |
 Hometown: Texarkana, Ark. | Rookie |
 First with Texans | Age as of Kickoff Weekend 2013: 23 |
 Acquired: CFA-'13 |

28

TRANSACTIONS: Signed by the Houston Texans on May 10, 2013.

Career Notes:

- Set Southeastern Conference career records with 119 kickoff returns for 2,784 yards and set the Arkansas school record for career kickoff returns
- Played in 50 games and ran for 2,036 yards on 345 carries (5.9 average)
- Scored 20 total touchdowns: 13 rushing, four receiving and three on kickoff returns

2012 (Senior):

- Played in 12 games with four starts and led the team with 137 carries for 757 yards rushing and eight touchdowns, and led the team with 17 kickoff returns for 309 yards
- Ranked second on the team with 25 receptions for 160 yards and two touchdowns
- Set season highs against Ole Miss with 27 carries for 161 yards
- Ran for a pair of touchdowns against Auburn, Kentucky and Tulsa

2011 (Junior):

- Appeared in 11 games with six starts and was named second-team All-SEC all-purpose player by the Associated Press after he ranked in the top 10 in the conference in all-purpose yards per game, kickoff return average and rushing yards per game
- Finished the season with 106 rushes for 670 yards and three touchdowns, 24 receptions for 255 yards and two touchdowns and 18 kick returns for 461 yards and one touchdown.
- His average of 126.0 all-purpose yards per game ranked second in the SEC and his average of 25.6 yards per kickoff return, the third-highest single-season average in Arkansas history, was third in the conference
- His average of 6.32 yards per carry was the highest in the SEC among runners with at least 100 carries, fourth overall in the conference and the seventh-highest single-season rushing average in school history
- Ranked fourth in the conference with a 6.3 yards-per-carry average against SEC opponents
- Accumulated 1,386 all-purpose yards, the 12th-highest single-season total in school history
- Named SEC Offensive Player of the Week after he carried the ball 15 times for a career-high 160 yards and one touchdown and caught two passes for 14 yards in the 29-24 win at Ole Miss
- Named SEC Special Teams Player of the Week and to the Paul Hornung Award Weekly Honor Roll after returning two kickoffs for 130 yards, including a 98-yard touchdown, rushing 15 times for 86 yards and making four receptions for 36 yards in the 44-28 win vs. South Carolina

2010 (Redshirt Junior):

- Named to the Doak Walker Award Watch List and appeared in two games for the Razorbacks before suffering a season-ending injury vs. Louisiana-Monroe that led to a medical redshirt

2009 (Sophomore):

- Played in all 13 games with two starts at No. 1 Florida and in the AutoZone Liberty Bowl against East Carolina
- Averaged 25.8 yards per kickoff return and 111.2 yards of total offense per game
- Returned 40 kickoffs for a school-record 1,031 yards and the touchdown, and became the career leader with 1,936 kickoff return yards
- Had 57 rushes for 342 yards
- His season total of 1,445 all-purpose yards ranked 10th on UA's single-season list
- SEC Special Teams Player of the Week against Missouri State, when he had two kickoff returns for 115 yards, including the 91-yard touchdown, along with a 10-yard reception; and Auburn, when he had three kick returns for 145 yards with a long of 70

2008 (Freshman):

- SEC All-Freshman Team member who played in all 12 games and made two starts
- Handled kickoff return duties and had 41 for 905 yards (22.1 per return) and a touchdown
- Had 150 kickoff return yards against Texas, marking the third-highest single-game effort ever by an Arkansas player and also had a 96-yard touchdown return against Tulsa, which proved to be the game winner
- Finished the season as the second-leading rusher for the Razorbacks with 36 carries for 184 yards and a touchdown.
- Named the SEC Freshman of the Week after he had 230 all-purpose yards, including 18 carries for 127 yards and a 17-yard touchdown run in the first quarter against LSU

High School:

- Finished his prep career with 56 touchdowns and more than 4,700 rushing yards for Arkansas High School coach Bill Keopple
- As a senior, he rushed for 1,529 yards and 20 touchdowns on 209 attempts in leading the Razorbacks to their second consecutive 6A state championship
- MVP of the state championship game as both a junior and a senior
- During his junior season, he gained 1,500 yards on the ground with 16 touchdowns in leading his squad to a state championship
- As a sophomore, he scored 18 touchdowns on the ground on 150 carries and 1,734 rushing yards

Personal:

- Son of Dennis Johnson and Rosalind Reems
- Majored in criminal justice

Johnson's Career Statistics at Arkansas

	Rushing						Receiving					
Year	GP	No	Yds	Avg	Long	TD	No	Yds	Avg	Long	TD	
2008	12	36	184	5.1	54	1	4	23	5.8	10	0	
2009	13	57	342	6.0	46	0	10	72	7.2	18	0	
2010	2	9	83	9.2	49	1	0	0	0.0	0	0	
2011	11	106	670	6.3	71	3	24	255	10.6	31	2	
2012	12	137	757	5.5	28	8	25	160	6.4	25	2	
Totals	50	345	2,036	5.9	71	13	63	510	8.1	31	4	

Year	No	Yds	Avg	Lg	TD
2008	41	905	22.1	96	1
2009	40	1,031	25.8	91	1
2010	3	78	26.0	32	0
2011	18	461	25.6	98	1
2012	17	309	18.2	42	0
Totals	119	2,784	23.4	98	3



ORHIAN JOHNSON

SAFETY

Height: 6-3 | Weight: 211 | College: Ohio State |
 Hometown: St. Petersburg, Fla. | Rookie |
 First with Texans | Age as of Kickoff Weekend 2013: 23 |
 Acquired: CFA-'13 |

30

TRANSACTIONS: Signed by the Houston Texans on May 10, 2013.

Career Notes:

- Member of the program for five seasons who was a four-year letterwinner with 23 starts
- Totaled 131 career tackles, including 76 solo stops
- Had six interceptions and 11 pass break-ups for 17 total passes defended as a Buckeye

2012 (Senior):

- Started 8-of-12 games and had 39 tackles, two interceptions and a career-high seven pass breakups
- Both of his interceptions came in the fourth quarter against Central Florida and Nebraska

2011 (Junior):

- Recorded 32 tackles and tied for the team lead with three interceptions
- Posted a career-high nine tackles against Toledo

2010 (Sophomore):

- Recorded 50 tackles and started the final 11 games of the season
- Posted eight tackles against Wisconsin and Penn State
- Had an interception against Purdue and forced a fumble against Michigan

2009 (Freshman):

- Academic All-Big Ten performer
- Played in nine games

2008:

- Redshirted as a true freshman

High School:

- Played safety and quarterback at Boca Ciega (Fla.) High School, throwing for 1,100 yards and 15 touchdowns to help his team to the district championship as a senior
- Named to the Class 4A Florida all-state team and all-Pinellas County
- U.S. Army All-American Bowl honoree
- Played basketball and was on the honor roll

Personal:

- Son of Gay and Oscar Johnson
- Majored in sport and leisure studies

Johnson's Career Defensive Statistics

Year	Tackles								
	G	GS	Tot	Solo	Asst	TFL	Int.	PBU	FF
2009	11	0	10	7	3	0.0	0	0	1
2010	13	11	50	29	21	0.5	1	3	1
2011	13	4	32	21	11	0.0	3	1	0
2012	12	8	39	19	20	0.5	2	7	0
Totals	49	23	131	76	55	1,9	6	11	2



ALEX KUPPER

GUARD

Height: 6-3 | Weight: 305 | College: Louisville |
 Hometown: Louisville, Ky. | Rookie |
 First with Texans | Age as of Kickoff Weekend 2013: 23 |
 Acquired: CFA-'13 |

62

TRANSACTIONS: Signed by the Houston Texans on May 10, 2013.

Career Notes:

- Started at left tackle, left guard and center during his career
- Former walk-on who earned a scholarship and started his final two seasons

2012 (Senior):

- Started all 13 games and earned second team All-Big East recognition
- Made one start at left guard and 12 starts at left tackle

2011 (Junior):

- Was one of three offensive linemen to start all 13 games on the offensive line
- Played both center and offensive tackle, making the move to tackle for the first time in his career
- Started the first three games at center before moving to left tackle for the final 10 games

2010 (Sophomore):

- Saw action in eight games and earned his first career start at center against Arkansas State

2009 (Freshman):

- Did not play in any games

2008:

- Redshirted as a true freshman

High School:

- Played for Bob Beatty at Trinity (Ky.) High School and earned All-State accolades as a senior
- Played in the Kentucky-Tennessee All-Star game
- Helped guide Trinity to three state championships

Personal:

- Son of Vicki and Don Kupper
- Majored in biology



ALEC LEMON

WIDE RECEIVER

Height: 6-1 | Weight: 207 | College: Syracuse |
 Hometown: Crofton, Md. | Rookie |
 First with Texans | Age as of Kickoff Weekend 2013: 22 |
 Acquired: CFA-'13 |

17

TRANSACTIONS: Signed by the Houston Texans on May 10, 2013.

Career Notes:

- Owns Syracuse career and single-season receptions records with 201 career catches and 72 in 2012
- Ranks second on SU's career receiving yards record list (2,596) and is third with 18 career receiving touchdowns
- Closed his career with a streak of 28 consecutive games with a reception, which ranks fourth in SU history
- Started 39-of-48 games in which he played

2012 (Senior):

- All-Big East First Team selection and Senior Bowl selection after catching 72 passes for 1,070 yards for seven touchdowns
- Biletnikof Award semifinalist
- Third receiver in SU history to record 1,000 yards receiving in a season and posted five 100-yard receiving performances
- Averaged 89.2 receiving yards per game to rank fourth on SU's list for single-season receiving yards per game, ranked 23rd nationally and first in the conference
- Played in 12 games with 11 starts
- At Minnesota, extended his streak to 19 consecutive games with a catch, tallying nine catches for 106 yards to become SU's all-time leader in receptions and earned a selection to the Big East Weekly Honor Roll
- Caught eight passes for 166 yards, including a touchdown, set his career-long with a 68-yard reception and extended his streak to 22 consecutive games with a catch against Connecticut
- At Cincinnati, caught seven passes for 101 yards and one touchdown, to become the sixth SU player to record 2,000 career receiving yards
- Against Louisville, caught nine passes for 176 yards and two touchdowns, recorded his second straight 100-yard receiving game, earned an ESPN Gameday Helmet Sticker
- At Missouri, caught 12 passes for 244 yards, both new career-highs and two touchdowns, to tie his career-high and earned a spot on the Big East Weekly Honor Roll

2011 (Junior):

- All-Big East Second Team selection
- One of 11 players to started all 12 games
- Set the Syracuse single-season record with 68 receptions and had 834 receiving yards to rank ninth on the SU single-season record list and is the highest total for a junior in Syracuse history
- His 5.7 receptions per game ranked third in the Big East and 46th nationally, and his 69.5 receiving yards per game was fourth in the league
- At Connecticut, earned Big East Weekly Honor Roll recognition after catching nine passes for 157 yards and a touchdown
- Against South Florida, had 10 receptions for 179 yards and two touchdowns

2010 (Sophomore):

- Played in 12 games, including 10 starts
- Caught 32 passes for 397 yards and four touchdowns
- Against Louisville, caught five passes for 73 yards, including a career-long 51 yard touchdown reception

2009 (Freshman):

- ESPN.com All-Big East Freshman Team selection
- Played in all 12 games, including six starts
- His 29 receptions ranked second on the SU record list for catches by a freshman
- Totaled 295 yards and caught one touchdown pass, against Connecticut
- At Connecticut, he recorded season highs with nine receptions for 140 yards and a long reception off 33 yards and a touchdown

High School:

- 2008 MaxPreps second-team All-American and Associated Press First Team All-State at Arundel (Md.) Senior High School for head coach Chuck Markiewicz
- Capital Gazette 2008 Player of the Year and Rhodes Trophy recipient
- Washington Post and Baltimore Sun All-Metro First Team
- Baltimore Sun First Team All-County
- 2008 Baltimore Touchdown Club Super 22 Team
- Earned the Jim Rhodes Memorial Trophy as the Most Outstanding Player in Anne Arundel County
- As a team captain in 2008, led team to the state semifinals and an 11-2 record and set Maryland state records for receiving yards (1,616) and tied state records for receptions (103) and touchdowns (23). Also rushed for 215 yards on 27 carries and four touchdowns...Returned three kickoffs for touchdowns. As a safety, he had 30 tackles, intercepted six passes, including one he returned for a touchdown, and forced two fumbles
- 2007 honorable mention all-state by the state football writers association and second-team all-county by the coaches after leading his team to the state championship game and a 13-1 record with 70 receptions, 969 yards and 13 touchdowns
- Earned letters in baseball and volunteered for the Arundel School Mentoring Program

Personal:

- Full name is Alec Tyler Lemon
- Son of Sean and Ellen Asbury
- Majored in sociology

Lemon's Receiving Statistics at Syracuse

RECEIVING							
Year	GP	GS	Rec	Yds	Avg	Lg	TD
2009	12	6	29	295	10.2	33	1
2010	12	10	32	397	12.4	51	4
2011	12	12	68	834	12.3	58	6
2012	12	11	72	1,070	14.9	68	7
Total	48	39	201	2,596	12.9	68	18

Additional Statistics:

Passing: 1-for-1 for a 28-yard touchdown against USC in 2011
 Rushing: 6 carries for 12 yards and a touchdown



EZ NWACHUKWU

WIDE RECEIVER

Height: 5-11 | Weight: 196 | College: Texas A&M |
 Hometown: Allen, Texas | Rookie |
 First with Texans | Age as of Kickoff Weekend 2013: 22 |
 Acquired: CFA-'13 |

87

TRANSACTIONS: Signed by the Houston Texans on May 10, 2013.

Career Notes:

- Ranked fourth in Texas A&M annals with 152 career receptions for 2,239 yards and tied for third with 19 receiving touchdowns
- Started 44-of-52 games in which he played

2012 (Senior):

- Started all 13 games for the second consecutive season and set a career high with seven touchdown receptions
- Caught 26 passes for 485 yards for the season (18.7 average)
- Posted a season-high 160 yards on four receptions against Sam Houston State (11/17), including a career-long 89-yard touchdown reception
- Caught three passes for 81 yards in the Cotton Bowl win against Oklahoma, including a 34-yard touchdown pass in the fourth quarter

2011 (Junior):

- Third on the team in catches and receiving yards with a career-high 50 for 639 yards and had two touchdown receptions
- Started all 13 games
- Had a season-high 94 yards and a touchdown on four catches against Baylor
- Had at least one catch in every game, which raised his total to 35 straight games dating back to the sixth game of his freshman season

2010 (Sophomore):

- Ranked fourth on the team with 36 catches for 407 yards and four touchdowns
- Started six games and played in all 13 games
- Long catch was a 44-yard touchdown catch on Hail Mary with no time on the clock before halftime vs. Louisiana Tech
- Had a season-high eight catches for 73 yards against Baylor
- Was on the preseason "watch list" for the Biletnikoff Award

2009 (Freshman):

- Honorable mention All-Big 12 selection by the league's head coaches
- Named to collegefootballnews.com's Freshman All-America third team and ESPN.com's Big 12 All-Freshman team
- Led the wideouts with 708 yards (40 catches) and ranked second with six touchdowns
- Three 100-yard receiving games on the year, which tied a school record
- Hauled in five passes for 136 yards and two scores at Kansas State (10/17)
- Set season highs with eight catches and 141 yards against Oklahoma State (10/10), the third best receiving game by a freshman in school history
- Breakout game against Utah State (9/19), scoring four touchdowns on four "touches" (three receiving, one rushing)...Four TDs was a freshman record, while three receiving touchdowns tied overall school record

High School:

- Helped lead Allen to the 2008 5A Division 1 State Championship under head coach Tom Westerberg
- As a senior, caught 40 passes for 331 yards and four touchdowns and rushed 11 times for 110 yards

Personal:

- Is the son of Ngozi Nwachukwu
- First name, Uzoma, is Nigerian meaning "the road is good" and Nwachukwu translating to "child of God"
- Nickname is "EZ"
- Brother, Chima, was a three-year starting safety at Washington State
- Majored in sports management

Nwachukwu's Receiving Statistics at Texas A&M

RECEIVING							
Year	GP	GS	Rec	Yds	Avg	Lg	TD
2009	13	12	40	708	17.7	66	6
2010	13	6	36	407	11.3	44	4
2011	13	13	50	639	12.8	47	2
2012	13	13	26	485	18.7	89	7
Total	52	44	152	2,239	14.7	89	19

Additional Statistics:

Had 77 yards on four kickoff returns in 2012
 Ran for 131 yards and a touchdown on 14 carries



EARL OKINE DEFENSIVE END

Height: 6-6 | Weight: 286 | College: Florida |
Hometown: Gainesville, Fla. | Rookie |
First with Texans | Age as of Kickoff Weekend 2013: 23 |
Acquired: CFA-'13 |

71

TRANSACTIONS: Signed with the Houston Texans on May 10, 2013.

Career Notes:

- Saw action in 42 games and had 27 tackles, 2.5 tackles for loss, one sack, a blocked field goal and a pass breakup

2012 (Senior):

- Appeared in all 13 games and finished the season with 12 tackles, 0.5 tackles for loss and a blocked field goal
- Blocked a 45-yard field goal attempt against Vanderbilt

2011 (Junior):

- Played in all 13 games, recording eight tackles, one for a loss and a pass breakup
- Tied for the team lead with four quarterback hurries

2010 (Sophomore):

- Played in 11 games, recorded five total tackles and played on special teams on the punt block and field-goal units
- Had one tackle and his first-career sack for five yards against Kentucky

2009 (Freshman):

- Played in five games during his redshirt freshman season and tallied the first two tackles of his career as a Gator

2008:

- Dressed for six games during the season, but did not see game action and redshirted

High School:

- Third-team Class 5A all-state selection at Gainesville (Fla.) High School for head coach Eddy Moore as a senior
- Competed at the Offense-Defense All-American Bowl in Miami, where he garnered Defensive MVP honors with 3.5 sacks
- Collected 84 tackles with 11 sacks his senior year and caught 15 passes as a tight end
- Had 87 tackles, 50 solo, along with 10 sacks during his junior season
- Third-team all-state selection and first-team all-area honoree as a junior
- Also played basketball and lifted weights competitively

Okine's Career Defensive Statistics

Year	Tackles						Interceptions			Fumbles	
	G	Tot	Solo	Asst	Sk	Yds	No	Yds	PBU	FF	FR
2009	5	2	2	0	0.0	0	0	0	0	0	0
2010	11	5	3	2	1.0	5	0	0	0	0	0
2011	13	8	6	2	0.0	0	0	0	1	0	0
2012	13	12	6	6	0.0	0	0	0	0	0	0
Totals	42	27	17	10	1.0	5	0	0	1	0	0

Additional Statistics:

2.5 tackles for loss
One blocked field goal (2010)



Adam Schiltz

TIGHT END

Height: 6-4 | Weight: 256 | College: Emporia State |
 Hometown: Ponca City, Okla. | Rookie |
 First with Texans | Age as of Kickoff Weekend 2013: 23 |
 Acquired: CFA-'13 |

85

TRANSACTIONS: Signed by the Houston Texans on June 6, 2013.

Career Notes:

- Tallied 105 career receptions for 1,290 yards and six receiving touchdowns.
- Started 31-of-44 games in which he played

2012 (Senior):

- Started all 12 games and set career highs in receptions, receiving yards and receiving touchdowns with 44 receptions for 560 yards (12.7 average) and four touchdowns
- Posted a season-high 150 yards on eight receptions against Washburn (11/10)
- Caught a career-high three touchdown receptions against Texas A&M-Kingsville (11/25/12)

2011 (Junior):

- Third on the team in catches and receiving yards with 33 for 425 yards along with one touchdown reception
- Started all 11 games
- Recorded season highs in receptions and receiving yards with eight for 86 yards against Central Missouri (9/17)

2010 (Sophomore):

- Tallied 10 receptions for 88 yards and one touchdown on the season.
- Started two games and played in 10
- Had a season-high four catches for 45 yards and a touchdown against Northwest Missouri State (10/16)

2009 (Freshman):

- Finished fourth on the team in both receptions and receiving yards with 18 for 217 yards
- Started six games and played in all 11
- Led the team with 81 receiving yards on four catches against Fort Hays State (9/26)

High School:

- Was named an Oklahoma Coaches Association All-Star
- Played quarterback in high school and threw for 1,500 yards during his senior season

Schiltz's Receiving Statistics at Emporia State

RECEIVING							
Year	GP	GS	Rec	Yds	Avg	Lg	TD
2009	11	6	18	217	12.1	30	0
2010	10	2	10	88	8.8	17	1
2011	11	11	33	425	12.9	38	1
2012	12	12	44	560	12.7	34	4
Total	44	31	105	1,290	12.3	38	6



ANDREW SHAPIRO

PUNTER

Height: 6-0 | Weight: 203 | College: Fresno State |
 Hometown: Walnut Creek, Calif. | Rookie |
 First with Texans | Age as of Kickoff Weekend 2013: 23 |
 Acquired: CFA-13 |

14

TRANSACTIONS: Signed by the Houston Texans on May 10, 2013.

Career Notes:

- Played in 51 games at Fresno State, punting 189 times for an average of 39.8 yards per punt in his career
- Had 64 punts downed inside the 20-yard line, 68 fair caught and only 13 touchbacks in his career
- Had 25 career punts longer than 50 yards with a long of 69
- Kicked 89 times in his career and had nine touchbacks
- 2012 All-Mountain West honorable mention team and a four-time Academic All-Conference honoree

2012 (Senior):

- Selected to the All-MWC honorable mention team and Academic All-Conference team
- Punted 64 times for an average of 42.0 yards and Fresno State netted 36.8 yards off his punts, which ranked third in the conference
- Had 13 punts of 50 yards or longer with a long of 69, tying for the second-longest punt in the MWC
- Downed 12 punts inside the 20-yard line and had 16 fair caught
- Named the MW CSpecial Teams Player of the Week on 9/16 when he averaged 50 yards on three punts with a long of 69
- Punted five times for an average of 50.6 yards in a 45-10 victory over Hawai'i on 11/3, tying the school single-game record for highest average per punt
- Did not have a single punt blocked all season long

2011 (Junior):

- Selected to the Academic All-WAC team
- Appeared in all 13 games and punted 66 times for an average of 39.7 yards with a long of 54
- Had 25 punts fair caught and 21 downed inside the 20-yard line with only five touchbacks
- Tied for 19th nationally and second in the WAC with his 21 punts downed inside the 20-yard line
- Kicked off 17 times for an average of 64.7 yards with one touchback
- Recorded four tackles

2010 (Sophomore):

- Took over the punting chores for the first time and averaged of 37.8 yards
- Downed 20 of his 56 punts inside the 20-yards line
- Named to the Academic All-WAC team

2009 (Freshman):

- Handled kickoff duties and was named to the Academic All-WAC team

2008:

- Redshirted as a true freshman

High School:

- Lettered in soccer four years and football three years at Las Lomas (Calif.) High School
- Set PAT record sophomore year, making all 27 of his attempts
- Set records for kicking points in a season, career kicking points and consecutive PATs made as a senior
- Won section title in football 2005 and 2008 and received all-league and all-area honors

Personal:

- Son of Jerry Shapiro and has an older sister, Lauren
- Majored in communications

Shapiro's Statistics at Fresno State

Year	PUNTING				
	GP	No.	Yds	Long	Avg
2009	12	0	0	0	0.0
2010	13	59	2,208	56	37.4
2011	13	66	2,621	54	39.7
2012	13	64	2,685	69	42.0
Total	51	189	7,514	69	39.8

Additional Statistics:

Rushing: Had one carry for 15 yards in 2011; had one carry for 23 yards in 2012

Tackles: 10 in his career; 5 in 2009; 1 in 2010; 4 in 2011

Fumble Recoveries: 1 in 2009

Kickoffs: 89 for 5,614 yards in his career (63.1-yard average)



MIKE SMITH WIDE RECEIVER

Height: 6-0 | Weight: 201 | College: Connecticut |
Hometown: Houston, Texas | Rookie |
First with Texans | Age as of Kickoff Weekend 2013: 23 |
Acquired: CFA-'13 |

86

TRANSACTIONS: Signed by the Houston Texans on May 10, 2013.

Career Notes:

- Started 20-of-38 games he played in his career with 104 receptions for 1,329 yards (12.8 average) and three touchdowns
- Led Connecticut in receiving in 2010, starting all 13 games with 46 receptions for 615 yards and two touchdowns

2012 (Senior):

- Played in all 12 games and made three starts
- Ranked third on the team with 31 receptions and second with 407 yards, averaging 13.1 yards per reception
- Made a season-high five catches for 54 yards and scored his only touchdown of the season against Temple (10/13)

2010 (Junior):

- Led the team with 46 receptions for 615 yards and two touchdowns and started all 13 games
- Had a season-high seven receptions against Temple (9/18)
- Caught four passes for 130 yards and a touchdown against Buffalo (9/25)

2009 (Sophomore):

- Played in 10 games with three starts and had 15 receptions for 170 yards
- Had eight receptions for 82 yards in win vs. Rhode Island (9/26)

2008 (Freshman):

- Earned a letter as a true freshman, playing in all 13 games and starting the regular season finale against Pittsburgh (12/6)
- Had 12 catches for 137 yards for the season

High School:

- Named second-team All-Texas for Class 5A, Second-team All-Greater Houston, all-district and finalist for the Touchdown Club of Houston's Offensive Player of the Year as a senior at Westside High School
- Had 74 catches for 1,024 yards and 11 touchdowns as a senior captain
- Selected for the 2007 Space City All-Star Game

Personal:

- Full name is Michael Dale Smith Jr.
- Majored in pre-kinesiology

Smith's Receiving Statistics at Connecticut

RECEIVING							
Year	GP	GS	Rec	Yds	Avg	Lg	TD
2008	13	1	12	137	11.4	34	0
2009	10	3	15	170	11.3	31	0
2010	13	13	46	615	13.4	56	2
2011	DID NOT PLAY						
2012	12	3	31	407	13.1	51	1
Total	38	20	104	1,329	12.8	56	3

Additional Statistics:

Rushing: Had one carry for 3 yards in 2012



JAWANZA STARLING

SAFETY

Height: 6-0 | Weight: 206 | College: Southern California |
Hometown: Tallahassee, Fla. | Rookie |
First with Texans | Age as of Kickoff Weekend 2013: 22 |
Acquired: CFA-13 |

29

TRANSACTIONS: Signed by the Houston Texans on May 10, 2013.

Career Notes:

- Started 33-of-42 games he played in at strong safety at USC
- Started the final 33 games of his career and totaled 128 tackles (80 solo), four interceptions, 11 pass breakups, one forced fumble and three fumble recoveries, including one for an 80-yard touchdown
- Also was an outfielder on the 2010 USC baseball team, appearing in nine games with two starts in centerfield and batted .300 (3-for-10) with one RBI, two runs scored and a stolen base

2012 (Senior):

- Started all 13 games at strong safety and recorded 42 tackles, three interceptions, four pass breakups, one forced fumble and one fumble recovery
- Returned an interception 34 yards against Stanford
- Also had interceptions against Washington and Arizona
- Recorded two tackles, including one for a loss and had an interception and fumble recovery against Washington
- Tied a career high with nine tackles against Oregon
- Posted eight tackles against Notre Dame

2011 (Junior):

- Started 11 games and had 48 tackles, including 3.5 for losses, plus two fumble recoveries (one for a touchdown) and two pass deflections
- Injured his ribs and shoulder against Stanford and missed the Colorado game
- Had five tackles and a deflection against Arizona State and six tackles (one for a loss) at California
- Posted four tackles (0.5 for loss) and made a momentum-changing 80-yard fumble return for a touchdown at Notre Dame.
- Made 5 tackles against Stanford and four tackles (one for a loss) and a deflection against Washington
- Recorded six tackles (one for a loss) and a fumble recovery at Oregon
- Set a season high with nine tackles versus UCLA

2010 (Sophomore):

- Started USC's first nine games at strong safety before he was sidelined the final four games with a strained hamstring
- Totaled 37 tackles, an interception and a deflection
- Had 5 tackles against both Hawaii and Virginia
- Made four tackles and an interception at Minnesota

2009 (Freshman):

- Saw limited action as a backup free safety and played on special teams as a true freshman in 2009, playing in nine games and making one tackle
- Strained his hamstring at Oregon and missed the Arizona State game

High School:

- Sporting News Top 100, Super Prep All-American, Prep Star All-American, Super Prep All-Dixie and Prep Star All-Southeast as a senior defensive back at Lincoln High in Tallahassee (Fla.)
- Made 50 tackles as a senior in 2008, leading Lincoln to the Florida state 4A championship game
- As a junior in 2007, he had 98 tackles, 10 tackles for losses, five forced fumbles and two interceptions
- He was a three-year starter who also played baseball at Lincoln

Personal:

- Majored in public policy, management and planning
- His cousin, Bryan Evans, was a defensive back at Georgia (2006-09)

Starling's Career Defensive Statistics

Year	G	GS	Tackles				Sk	Yds	Interceptions			Fumbles		
			Tot	Solo	Asst				No	Yds	PBU	FF	FR	
2009	9	0	1	1	0	0.0	0	0	0	0	0	0	0	
2010	9	9	37	22	15	0.0	0	1	0	3	0	0	0	
2011	11	11	48	33	15	0.0	0	0	0	4	0	0	2	
2012	13	13	42	24	18	0.0	0	3	52	4	1	1	1	
Totals	42	33	128	80	48	0.0	0	4	52	11	1	3		

Additional Statistics:

Defense: 4.5 tackles for loss in his career; returned a fumble 80 yards for a touchdown against Notre Dame in 2011



JUSTIN TUGGLE OUTSIDE LINEBACKER

Height: 6-3 | Weight: 247 | College: Kansas State |
Hometown: Alpharetta, Ga. | Rookie |
First with Texans | Age as of Kickoff Weekend 2013: 23 |
Acquired: CFA-'13 |

47

TRANSACTIONS: Signed by the Houston Texans on May 10, 2013.

Career Notes:

- Played only one full season on defense after spending nearly three seasons as a quarterback
- Made the switch to linebacker late in his junior season of 2011 after starting his collegiate career as a quarterback at Boston College
- Transferred to Blinn College as a sophomore, where he earned all-conference recognition as the team's starting quarterback

2012 (Senior):

- Played in 13 games with six starts in his first full season on defense
- Totaled 19 tackles (13 solo), including 4.5 for a loss...Ranked third on the team with 3.0 sacks and had one pass breakup and forced fumble
- Recorded sacks against Miami, Oklahoma and Texas
- Registered career highs with four tackles against Miami and Kansas

2011 (Junior):

- Transferred to Kansas State and switched to outside linebacker from quarterback prior to the team's Cotton Bowl appearance against Arkansas
- Appeared in four games on special teams and made one tackle against Texas A&M
- Served most of the season as the team's third-string quarterback

2010 (Sophomore):

- Transferred to Blinn College and played quarterback, throwing for 2,015 yards and 17 touchdowns while rushing for 733 yards and 12 scores
- Rated as a three-star quarterback by Rivals.com and the No. 1 dual-threat quarterback among JUCO players
- Led Blinn to a win in the 10th annual C.H.A.M.P.S. Heart of Texas Bowl and was named the game's most valuable player after passing for 140 yards and running for another 78 yards
- Named all-league on offense for the Southwest Junior College Football Conference (SWJCFC)
- Named the National Junior College Athletic Association (NJCAA) Offensive Player of the Week on Nov. 1 when he completed 17-of-24 passes for 262 yards and two touchdowns and also rushed for another 137 yards on 10 carries and three touchdowns

2009 (Freshman):

- Appeared in four games and started three as a quarterback at Boston College and completed 13-of-37 passes for 229 yards and four touchdowns with three interceptions
- Ran the ball 11 times for 35 yards

High School:

- Passed for 3,675 yards, ran for 1,300 yards and had 44 touchdowns in his career
- Earned Greater Atlanta All-Area honors as a senior captain at Northview High School for head coach George Gettle
- Threw for 1,310 yards and 12 touchdowns and ran for 563 yards and six touchdowns as a senior, earning All-North Fulton County recognition
- Set school career records in passing yards and passing touchdowns
- Set school single-game records in passing yards, total yards and touchdowns scored
- Played in the second annual Offense-Defense All-American Bowl in Miami's Orange Bowl in January 2008
- Captured North Fulton second-team accolades in 2007

Personal:

- Is the son DuJuan and Jessie Tuggle, who played 14 seasons in the National Football League
- His father was selected to five Pro Bowls and was inducted into the College Football Hall of Fame in 2007
- Has a younger sister, Jessica
- Majored in political science

Tuggle's Career Defensive Statistics

Year	G	GS	Tackles				Yds	Interceptions			Fumbles	
			Tot	Solo	Asst	Sk		No	Yds	PBU	FF	FR
2011	4	0	1	1	0	0.0	0	0	0	0	0	0
2012	13	6	19	13	6	3.0	21	0	0	1	1	0
Totals	17	6	20	14	6	3.0	21	0	0	1	1	0

Additional Statistics:

Defense: 4.5 tackles for loss in 2012

Passing: Completed 13-of-37 passes for 229 yards, four touchdowns and three interceptions at Boston College in 2009; threw for 2,015 yards and 17 touchdowns at Blinn College in 2010

Rushing: 11 carries for 35 yards at Boston College in 2009; 733 yards and 12 touchdowns at Blinn College in 2010



CIERRE WOOD

RUNNING BACK

Height: 5-11 | Weight: 205 | College: Notre Dame |
Hometown: Oxnard, Calif. | Rookie |
First with Texans | Age as of Kickoff Weekend 2013: 22 |
Acquired: CFA-13 |

43

TRANSACTIONS: Signed by the Houston Texans on May 10, 2013.

Career Notes:

- Played in 37 games with 18 starts and finished his career as Notre Dame's seventh-leading rusher with 2,447 yards on 450 carries (5.4 average)
- Totaled 18 career touchdowns, including 16 on the ground
- Tied for eighth in school history among running backs with 52 career receptions for 384 yards and two touchdowns and ranks ninth in Notre Dame history with 2,831 yards from scrimmage
- Led Notre Dame in rushing in two of the three seasons he played
- Chose to forgo his final year of eligibility

2012 (Senior):

- Played in 11 games with four starts and finished the season with 742 yards rushing and four touchdowns on 114 rushes in helping lead Notre Dame to an undefeated regular season and BCS National Championship appearance against Alabama
- Caught five passes for 25 yards, 18 of which came in the regular-season finale against USC (11/24)
- Missed the first two games of the season
- Ran for 118 yards and two touchdowns and caught two passes for nine yards against Miami (10/6) at Soldier Field
- Ran for 114 yards on 18 carries against BYU (10/20)
- Rushed for 74 yards and a touchdown at Oklahoma (10/27)...His 67-yard touchdown run in that game also marked the longest rush of his Notre Dame career
- Rushed for a season-high 150 yards and scored a touchdown on 11 carries against Wake Forest (11/17)

2011 (Junior):

- Played in all 13 games with nine starts and set career highs with 1,102 rushing yards on 217 carries with nine touchdowns
- Averaged 84.8 yards per game and 5.1 yards per carry
- Tallied three 100-yard rushing games and recorded two multi-touchdown games
- Named to the preseason Walker and Hornung Award watch lists
- Had career-high 26 carries in a win vs. Boston College and eclipsed the 1,000 yard mark for the season against the Eagles
- Produced a then-career-high in yards (134) and carries (25) against Michigan
- Scored two touchdowns and had a career-high six receptions against Michigan State
- Recorded two rushing touchdowns against Navy
- Set career highs with 191 rushing yards, 212 all-purpose yards and a 55-yard run against Purdue (10/1)
- Named College Football Performance Awards Honorable Mention Running Back and FBS Independent Co-Offensive Player of the Week following his game against the Boilermakers
- Rushed for 99 yards and a touchdown vs. Maryland

2010 (Sophomore):

- Saw action in all 13 games and started five games
- Opened the season behind Armando Allen Jr., but moved into the starting lineup when Allen Jr. was lost for the season with an injury following the Navy game
- Led the Irish in rushing with 603 yards on 119 carries, good for a 5.1 yard average per rush
- Rushed for three touchdowns and had 20 receptions for 170 yards and two receiving touchdowns and dded 15 kickoff returns for 300 yards
- Totaled 1,073 all-purpose yards and played 328 snaps on offense, second most of any Irish running back
- Totaled 58 yards rushing on seven carries in his collegiate debut against Purdue
- Ran for 94 yards on 11 rushes, including a 39-yard touchdown run (the first of his career) against Western Michigan
- Had a pair of touchdown receptions against Tulsa
- Closed out the season with 15 carries against USC for 89 yards
- Rushed for 81 yards on 12 carries, including a 34-yard touchdown run in the Hyundai Sun Bowl against Miami (Fla.)

2009 (Freshman):

- Did not play in any games as a true freshman

High School:

- Selected to play in 2009 U.S. Army All-American Bowl in San Antonio
- Named to USA Today All-American team
- Selected to 2008 all-Ventura County small schools football team and tabbed 2008 defensive back of the year playing for head coach Fran Fredette at Santa Clara High School
- Co-offensive player of the year in Tri-Valley League as senior
- Named first-team all-Ventura County as junior
- Rushed for 1,632 yards and 20 touchdowns and caught eight passes for 182 yards and four touchdowns as senior following 2,612 yards rushing with 34 touchdowns during junior year
- Led high school team to first division title in 42 years as junior
- Also had punting duties and played cornerback, recording 63 tackles and two interceptions in 2007
- Tallied 1,407 rushing yards with 17 touchdowns rushes as a sophomore, to go along with 585 receiving yards on 16 catches with seven additional scores
- Tallied 2,480 all-purpose yards as a sophomore and was named receiver of the year in Frontier League after averaging 37.2 yards per catch

Personal:

- Full name is Cierre Marcelle Wood
- Son of Valerie and Martine Robertson
- Majored in film, television and theatre

Wood's Career Rushing and Receiving Statistics

Year	GP	Rushing					Receiving				
		No	Yds	Avg	Long	TD	No	Yds	Avg	Long	TD
2009	0	0	0	0.0	0	0	0	0	0.0	0	0
2010	13	119	603	5.1	39	3	20	170	8.5	23	2
2011	13	217	1,102	5.1	55	9	27	189	7.0	31	0
2012	11	114	742	6.5	68	4	5	25	5.0	9	0
Totals	37	450	2,447	5.4	68	16	52	384	7.4	31	2