



2014 **MEDIA** GUIDE



TEXANS FAN. TEXANS PLAN.

reliant.com/texansplan | 1.866.RELIANT



reliant.
an NRG company

OFFICIAL ENERGY PARTNER



More publications available at:

www.retroseasons.com/library/

TABLE OF CONTENTS

TEXANS MEDIA POLICY AND MEDIA SERVICES	2-4
TEXANS COMMUNICATIONS STAFF	4
TEXANS STAFF DIRECTORY	5-6
EXECUTIVE MANAGEMENT	7-18
Robert C. McNair, Founder, Chairman and CEO	8
D. Cal McNair, Vice Chairman and COO	10
Texans Limited Partners	11
Rick Smith, General Manager and Executive Vice President	12
Jamey Rootes, President	14
Scott Schwinger, Sr. Vice President, Treasurer and CFO	15
Suzie Thomas, Sr. Vice President, General Counsel and CAO	15
John Schriever, Sr. Vice President, Ticketing and Event Management	16
Greg Grissom, Vice President, Corporate Development	16
Marian Logan, Vice President and Chief Accounting Officer	17
Chris Olsen, Vice President, Football Administration	17
Jeff Schmitz, Vice President, Information Technology	18
Greg Watson, Vice President, Finance	18
Doug West, Vice President, Football Operations	18
COACHING STAFF	19-38
Bill O'Brien, Head Coach	20
Romeo Crennel, Defensive Coordinator	22
Bob Ligashesky, Special Teams Coordinator	24
Jim Bernhardt, Director of Football Research	25
John Butler, Secondary Coach	26
Doug Colman, Assistant Special Teams Coach	27
Paul Dunn, Offensive Line Coach	28
Craig Fitzgerald, Head Strength and Conditioning Coach	29
George Godsey, Quarterbacks Coach	30
Sean Hayes, Assistant Strength and Conditioning Coach	31
Stan Hixon, Wide Receivers Coach	31
Tim Kelly, Offensive Quality Control Coach	32
Bill Kollar, Defensive Line Coach	33
Will Lawing, Defensive Quality Control Coach	34
Charles London, Running Backs Coach	34
Anthony Midget, Assistant Secondary Coach	35
John Perry, Tight Ends Coach	35
Anthony Pleasant, Assistant Strength and Conditioning Coach	36
Mike Vrabel, Linebackers Coach	37
FOOTBALL OPERATIONS STAFF	39-54
Brian Gaine, Director of Pro Personnel	40
Bobby Grier, Senior Personnel Advisor	40
Texans Scouting and Personnel Staff	41
Support Staff	45

TEXANS STAFF	50
2013 TEXANS SEASON IN REVIEW	55-78
2013 Regular Season Statistics	56
2013 Texans Participation	58
2013 Texans Starters	59
2013 Texans Highs and Lows	60
2013 Texans Transactions	61
2013 Final NFL Standings	62
2013 Texans Game Recaps	63

TEXANS HISTORY	79-132
Year-by-Year Results	80
Texans Attendance Records	86
All-Time Series Totals	86
All-Time Series Results	87
All-Time Preseason Results and Records	89
All-Time Alphabetic Roster	90
All-Time Numeric Roster	92
All-Time Practice Squad Roster	95
All-Time Injured Reserve	96
All-Time Coaches	97
Texans Trade History	98
Texans Free Agency History	99
Texans Prime Time Results	100
Texans Overtime Results	101
Texans Honors	103
Draft History	105
Texans Yearly Final Statistics	106

TEXANS KICKOFF	133-150
Texans Rosters	138
How The Texans Were Built	140
NRG Stadium	142
2014 NFL Schedule	144
Texans On Air	146
2014 Houston Texans Schedule	150

TEXANS BIOS	151-250
Veteran Bios	152
2014 Draft Pick Bios	238
Undrafted Bios	248

TEXANS RECORDS	268-288
Individual Records	268
Team Records	278

2014 HOUSTON TEXANS MEDIA GUIDE

The print version of the 2014 Houston Texans Media Guide is a supplement to the digital version of the 2014 Houston Texans Media Guide, which can be found online at <http://media.houstontexans.com>. Elements that remain relatively unchanged and are not included in the Houston Texans Weekly Game Release during the season, such as executive bios, coaching staff bios, football operations staff bios, the 2013 Texans Season-In-Review and the Texans Team History, are included in this publication.

Player bios, rosters, transactions and the Houston Texans record books are updated weekly during the season and are electronically distributed to media, as well as made available online at the Houston Texans media website.

MEDIA GUIDE CREDITS

EDITORS: Kevin Cooper, Charles Hampton, Evan Koch, Amy Palcic and Seth Medvin

PHOTOGRAPHY: Bill Baptist, Mike Welsch, Paul Ladd Photography

DESIGN: Chris McCrary, Charles Hampton and Laura Heidbreder

PRINTER: Chas P. Young Printer Co.



HOUSTON TEXANS MEDIA POLICY

MEDIA CREDENTIALS

Media credentials will be granted based on the following guidelines:

1. Houston-area media agencies which cover the Houston Texans on a daily basis will receive top priority.
2. Media agencies which cover the opposing team as requested by the opposing team's public relations staff.
3. National media agencies which cover the National Football League regularly (includes online properties such as ESPN.com, Yahoo! Sports, CBSSports.com, etc.).
4. Daily or weekly newspapers with a circulation of at least 100,000.
5. Television stations with a nightly news show and a nightly sports segment.
6. Radio stations with a 24-hour sports format and are affiliated with a national radio network (i.e. ESPN, Sporting-News, Westwood One, etc.).
7. Daily or weekly newspapers with a circulation of at least 50,000.
8. Other requests not falling under one of the above categories will be considered on the basis of space availability in the NRG Stadium press box.
9. No freelance credentials will be granted.

Season-long credentials are issued in August; game-by-game credentials must be requested before 5 p.m. on the Tuesday prior to each home game. All credential requests must be submitted online at <http://media.houstontextans.com>.

CREDENTIAL REQUESTS (ROAD GAMES)

If you are a regular member of the Houston media who wishes to cover the Texans on the road, submit your request for game credentials and parking passes through **Kevin Cooper** at kevin.cooper@houstontextans.com. All requests must be submitted no later than one game prior to a road contest. Credentials will be distributed on either Wednesday or Thursday during open locker room.

GAME DAY PARKING

Parking for Texans games must be applied for online at <http://media.houstontextans.com>. The appropriate parking pass will be required for access to media parking lots on game day.

ENTRY ON GAME DAY

The media entrance at NRG Stadium is on the west side of the stadium on the corner of Kirby and Murworth. Enter the media entrance which is located just right of the Verizon VIP gate.

WILL CALL

Media will call is located on the west side of the stadium at the corner of Kirby and Murworth. The media will call gate is located just right of the Verizon VIP gate. The appropriate game credential must be presented at the media entrance for admission into the stadium. Game credentials not picked up in advance will be available on game day at the credential will-call window. Please remember to bring valid identification. The window will open three hours prior to kickoff and bags will be checked upon entrance to the stadium.

PHONES AND INTERNET

To request a phone on game day, contact **Jeff Schmitz** of the Houston Texans IT department at (832-667-2130) the week prior to the game. The Texans press box offers complimentary wireless Internet. If you have any questions on game day, see Schmitz at his post in the press box, located on the third level behind **Evan Koch** and **Kevin Cooper**.

POSTGAME INTERVIEWS AND LOCKER ROOM ACCESS

Members of the media needing to conduct post game interviews will be given access to the Texans' and visiting interview rooms after the game, as well as the home and visiting locker rooms. **NO STILL PHOTOGRAPHERS OR AUTOGRAPHS ARE ALLOWED IN THE TEXANS LOCKER ROOM.** With six minutes remaining in the game, take the media elevator to the field level. Videographers without field access will be in the team auditorium for the duration of the game. **Bill O'Brien's** post-game interview session with the media will begin approximately 10 minutes following the conclusion of the game and will be held in the Texans Team Auditorium (white arrow). Electronic media covering the press conference are asked to use the multi-box to ease congestion at the podium. Both team locker rooms will be open to press bearing the proper credentials following the NFL-mandated 10-minute cooling-off period. The visiting head coach will be available in the visitor's interview room across from the visiting locker room.

To reach either locker room from the press box, simply take the elevator to the service level and follow proper direction arrows on the ground:

Blue - Texans locker room

Red - Visitors locker room

White - Texans post game press conference

PRESS BOX

The press box phone numbers are (832) 667-2831 (home PR) and (832) 667-2814 (visiting PR).

PHOTOGRAPHERS

Photographers who are credentialed on a season-long basis for sideline access will be required to wear a photo vest. Sideline access for NFL games is limited to photographers on assignment for recognized or sports publications. No one except network television personnel and authorized game personnel will be admitted to the field without a camera. All field photographers must remain outside the bench areas and outside the yellow border surrounding the playing field.

MEDIA WORKROOM

The media workroom is located on the service level at NRG Stadium across from the Texans' locker room. The room is available to working media throughout the week. Phones, Texans information, NFL news releases and other information are available. Wireless service will be available in the media workroom.

INTERVIEW REQUESTS

All interview requests for Houston Texans executives, coaches, and players should go through the Texans communications department.

Please give at least 48 hours for your request. For Texans players, assistant coaches and executives, please send your request to **Evan Koch** at evan.koch@houstontextans.com or call him at (832) 667-2050; or **Charles Hampton** at charles.hampton@houstontextans.com or call him at (832) 667-2282.

Requests for owner Bob McNair, general manager Rick Smith and head coach Bill O'Brien should be sent to the attention of Senior Director of Communications **Kevin Cooper**. His e-mail address is kevin.cooper@houstontextans.com and he can be reached on his office phone (832) 667-2035.

O'Brien's Monday news conference is held in the media workroom at 2:30 p.m. He speaks with the Texans' media after practice on Wednesday through Friday in the media workroom (time will be emailed out at the beginning of each week).



HOUSTON TEXANS MEDIA POLICY

OPEN LOCKER ROOM PERIODS

The Texans open locker room period is before practice on Wednesday and Thursday from 11:10-11:55 a.m. (time subject to change) on the service level of NRG Stadium. Friday's open locker room period begins at 11:00 a.m.

Special requests can be fulfilled on Monday or Tuesday, but it should be cleared with a member of the Texans communications department. You should give at least a week's notice for special arrangements on Monday and Tuesday. Everyone in the locker room must dress professionally and have a job function. The Texans communications department can remove any member of the media from the locker room for improper dress or unprofessional behavior.

CONFERENCE CALLS

The Texans Communications Staff will record and transcribe all visiting team conference calls. Conference calls take place on Wednesday in the media workroom. Weekly updates of conference call participants and times will appear on <http://media.houstontexans.com>.

PRACTICE REGULATIONS

Texans locker room and practices will be open to the media during the week as specified. We will provide a specific time during practice for shooting video.

PRESS RELEASES

The Texans' weekly press releases, as well as other news and information on the club, can be accessed on the team's official website at <http://www.houstontexans.com> or in the media section at <http://media.houstontexans.com>. Members of the media also can access league information from the NFL's media site at <http://www.nflmedia.com>. The NFL's official web site address is <http://www.NFL.com>.

PARKING DURING THE WEEK

Parking for covering Texans weekly press conferences, open locker room or for access to the media workroom, use the Day Lot, located on the southeast corner of Kirby and Westridge. While covering practice, park in the Teal Lot on the northeast corner of Kirby and Murworth.

LIVE SHOTS

Monday-Friday

Live shots on NRG Park property must be set up through the Texans Communications Department in conjunction with SMG. Please contact Evan Koch at evan.koch@houstontexans.com or 281-605-9666 before setting up a live shot. Locations will be set up through the communications department. Please give the Texans 12 hours to ensure proper set up.

Gameday

NFL network television partners and Texans media partners will be given priority for live shots at NRG Stadium. Television stations are allowed to shoot live at NRG Stadium until one hour before kickoff. Please get permission from Texans communications 48 hours before the game in order to shoot live.

NFL network television partners and Texans media partners are the only broadcast entities permitted to shoot live from inside NRG Stadium in the hour following the conclusion of the game. All other entities are not permitted to shoot live, transmit taped interviews for live broadcast or transmit live programming from inside NRG Stadium until one hour after the conclusion of the game.

Live shots and live streaming for transmission are NOT PERMITTED from the Texans post-game locker room for any entity.

HOUSTON TEXANS MEDIA SERVICES

HOUSTON TEXANS MEDIA WEBSITE

To access the Houston Texans media website, go to <http://media.houstontexans.com>. The section contains all Texans press materials, historical information, updated team statistics, media guide and credential information. Applications are being accepted for training camp, season or individual game credentials.

To apply for game credentials, please submit your request on the website the Tuesday before a Texans home game by 5 p.m. CT.

Fans can access coverage on <http://www.HoustonTexans.com> throughout the season on Texans TV. The Texans broadcast live streaming video of press conferences, as well as game highlights, interviews, in-depth team features, community recaps, NFL Network footage and much more.

HOUSTON TEXANS MEDIA GUIDE

The complete 2014 Houston Texans Media Guide is available online at <http://media.houstontexans.com> and is updated after every game and team transaction.

Player bios and the Houston Texans record books are updated weekly during the season and are electronically distributed to media, as well as made available online at the Houston Texans media website.

The online version has been improved and is available in PDF format, allowing media to print, copy and paste information in an easier fashion. Player bios will be updated following each game, as will the roster, history and records sections. PDF versions of the media guide are available via email request. Printed versions of the media guide are available on a case-by-case basis.

HOUSTON TEXANS FTP SITE

The Texans launched its FTP site in 2010 and upload B-roll, audio clips and clips of video interviews on a consistent basis. If you would like to be added to the FTP email list, members of which receive emails whenever new content is uploaded, please contact Communications Coordinator Charles Hampton at charles.hampton@houstontexans.com.

To access the Houston Texans FTP site at any time, please use the following information:

URL: <ftp1.houstontexans.com>

Username: **texmedia**

Password: **2014media**



HOUSTON TEXANS MEDIA SERVICES

TEXANS PR ON TWITTER

For up-to-the second updates, notes and a variety of other information on the Houston Texans, follow the Texans on Twitter: **@TexansPR**. If there is something to know about the Texans, you can find it there first. Get all press releases, transcripts, game information, updated bios and more.

TRANSCRIPTS

The Texans Communications Staff sends out transcripts of press conferences, open locker room during the season, and post-game interviews. To be added to the Texans Transcripts Email list, please contact Communications Coordinator **Charles Hampton** at charles.hampton@houstontextans.com.

AUDIO CLIPS

In addition to the mp3 audio uploaded to the Houston Texans FTP site, the Texans Communications Staff sends out edited clips that are 10 to 30 seconds long via email following press conferences, open locker room during the season and after games during the season. To be added to the Texans Audio Clips Email list, please contact Communications Manager **Evan Koch** at evan.koch@houstontextans.com.

HOUSTON TEXANS COMMUNICATIONS STAFF



Kevin Cooper
Senior Director of
Communications

Contact Kevin for:

Interview requests for Texans Owner Bob McNair, Head Coach Bill O'Brien and General Manager and Executive Vice President Rick Smith.



Evan Koch
Communications
Manager

Contact Evan for:

Interview requests for players and assistant coaches, open locker room opportunities or to be added to an email list.



Charles Hampton
Communications
Coordinator

Contact Charles for:

Interview requests for players and assistant coaches, FTP site questions or clarifications on credentials



Amy Palcic
Corporate Communications
Manager

Contact Amy for:

Information on Lone Star Sports and Entertainment, Texans civic and business affairs.



Seth Medvin
Communications Intern

Contact Seth for:

Interview requests, notes, team information, gameday information and LSSE information.

CONTACTING THE TEXANS COMMUNICATIONS STAFF

Staff Member	Office Phone	Email	Twitter Handle
Kevin Cooper	832-667-2035	kevin.cooper@houstontextans.com	@kevincooper44
Charles Hampton	832-667-2282	charles.hampton@houstontextans.com	@charlesmhampton
Evan Koch	832-667-2050	evan.koch@houstontextans.com	@EvanKoch22
Amy Palcic	832-667-2220	amy.palcic@houstontextans.com	@amypalcic
Seth Medvin	832-667-2241	seth.medvin@houstontextans.com	

Texans on Twitter: [@TexansPR](https://twitter.com/TexansPR)

Texans Media Site: <http://media.houstontextans.com>

Texans FTP Site: <ftp1.houstontextans.com>

HOUSTON TEXANS STAFF DIRECTORY

FOUNDER, CHAIRMAN AND CEO	Robert C. McNair
VICE CHAIRMAN AND COO	D. Cal McNair
HEAD COACH	Bill O'Brien
EXECUTIVE VICE PRESIDENT AND GENERAL MANAGER	Rick Smith
PRESIDENT	Jamey Rootes
LIMITED PARTNER	Philip Burguières
LIMITED PARTNER	Kirbyjon H. Caldwell
LIMITED PARTNER	Mary Anne Dings
LIMITED PARTNER	Charles W. Duncan III
LIMITED PARTNER	Harry Gee, Jr.
LIMITED PARTNER	E. Javier Loya
LIMITED PARTNER	Kay M. Onstead
LIMITED PARTNER	Gary R. Petersen
LIMITED PARTNER	Fayez Sarofim
LIMITED PARTNER	Joseph W. Sutton

EXECUTIVE MANAGEMENT

Sr. Vice President, Treasurer and CFO	Scott Schwinger
Executive Vice President/General Counsel and CAO	Suzie Thomas
Sr. Vice President, Ticketing and Event Management	John Schriever
Vice President, Corporate Development	Greg Grissom
Vice President and Chief Accounting Officer	Marilan Logan
Vice President, Football Administration	Chris Olsen
Vice President, Football Operations	Doug West
Vice President, Finance	Greg Watson
Vice President, Information Technology	Jeff Schmitz

EXECUTIVE ASSISTANTS

Executive Assistant to Robert C. McNair	Georgie Jozwiak
Executive Assistant to Bill O'Brien	Christine Laur
Executive Assistant to Rick Smith	Rita Daniels
Executive Assistant to Jamey Rootes	Bonny Marshall
Executive Assistant to Scott Schwinger	Lydia Launey
Executive Assistant to Suzie Thomas/ Office Services Administrator	Sue Anna O'Hara
Executive Assistant, Chairman's Office	Susie Galvan
Executive Assistant to Marilan Logan	Cheryl Moffet

COACHING

Defensive Coordinator	Romeo Crennel
Special Teams Coordinator	Bob Ligashesky
Director of Football Research	Jim Bernhardt
Secondary	John Butler
Assistant Special Teams	Doug Colman
Offensive Line	Paul Dunn
Head Strength and Conditioning	Craig Fitzgerald
Quarterbacks	George Godsey
Assistant Strength and Conditioning	Sean Hayes
Wide Receivers	Stan Hixon
Offensive Quality Control	Tim Kelly
Defensive Line	Bill Kollar
Defensive Quality Control	Will Lawing
Running Backs	Charles London
Assistant Secondary	Anthony Midget
Tight Ends	John Perry
Assistant Strength and Conditioning	Anthony Pleasant
Linebackers	Mike Vrabel

PLAYER PERSONNEL

Director of Pro Personnel	Brian Gaine
Senior Personnel Advisor	Bobby Grier
Pro Scout	Mozique McCurtis
Pro Scout	Larry Wright
Director of College Scouting	Mike Maccagnan
National Scout	Jon Carr
National Scout	Ed Lambert
College Scout	Bob Beers
College Scout	Ryan Cavanaugh
College Scout	Rob Kiesel
College Scout	Mike Martin
College Scout	Bob Merritt
College Scout	Nathan Trott
Player Personnel Scout	Chris Blanco
Director of Security	Emmett Baylor
Director of Football Information Systems	Russell Joyner
Football Administration Analyst	Kevin Krajcovic
Administrative Assistant, Pro Scouting	Amber Davies
Administrative Assistant, College Scouting	Mari Jo Kohler

MEDICAL

Director of Sports Medicine/Head Athletic Trainer ..	Geoff Kaplan
Coordinator of Rehabilitation/Assistant Athletic Trainer ..	Roland Ramirez
Assistant Athletic Trainer	A.J. Van Valkenburgh
Team Medical Director & Head Team Orthopedist ..	Dr. Walter Lowe
Team Orthopedist	Dr. Steven Flores
Team Orthopedist	Dr. Thomas Hunt
Team Orthopedist	Dr. David Lintner
Team Orthopedist	Dr. Mark Prasarn
Team Orthopedist	Dr. Kevin Varner
Team Internist	Dr. James Muntz
Team Radiologist	Dr. Manickam Kumaravel
Team Emergency Physician	Dr. Michael Chang
Team Emergency Physician	Dr. William Spangler
Team Dentist	Dr. Tom O'Brien
Team Chiropractor	Dr. Dana Harper
Team Active Release Techniques® & Graston Provider	Dr. Chris Sanders
Team Dietitian	Stephen C. Sanders
Team Massage Therapist	Joni Honn/Genuine Touch
Team Ophthalmologist	Baylor College of Medicine

FOOTBALL OPERATIONS

Director of Football Operations	Jason Lowrey
Executive Assistant, Football Administration and Operations	Eva Graham

EQUIPMENT SERVICES

Director of Equipment Services	Jay Brunetti
Equipment Services Assistant	Christian Snell
Equipment Services Assistant	Mike Parson

VIDEO OPERATIONS

Director of Video Operations	Joe Malota
Assistant Director of Video Operations	Tim Brog
Video Operations Assistant	Gresham Oliver

PLAYER DEVELOPMENT

Director of Player Engagement	Sean Washington
Security and Player Engagement Manager	Khalil Reed
Team Pastor	Greg Tyler



HOUSTON TEXANS STAFF DIRECTORY

SALES AND MARKETING

Senior Director of Marketing and Community Development Jennifer Davenport
 Senior Partnership Marketing Manager Austen Smith
 Senior Community Development Manager Adrienne Saxe
 Corporate Development Manager Jerry Angel
 Mascot Program Manager Jonathan Frost
 Coach and Senior Cheerleader Programs Manager Alto Gary
 Corporate Development Manager Laura Imming
 Corporate Development Manager Glen Oskin
 Corporate Development Manager Brian Peden
 Marketing Manager-Events Jackie Maldonado
 Creative Manager Chris McCrary
 Marketing Manager Daniel Velasco
 Corporate Development Coordinator Sharon Boschi
 Foundation Manager Emily Bruss
 Partnership Marketing Manager Lacey Berlau
 Partnership Marketing Event Manager Disney Hanka
 Partnership Marketing Coordinator Blaine Foreman
 Design Project Coordinator Blaire Grady
 Senior Community Relations Coordinator Kristin Putnam
 Senior Community Relations Coordinator Kandyace Mayberry
 Partnership Marketing Coordinator Alexandra Richoux
 Events Coordinator-Events Brett Stewart
 Promotions Coordinator Sybil Scott
 Pep Band Director Lamar Burkhalter

COMMUNICATIONS

Senior Director of Communications Kevin Cooper
 Communications Manager Evan Koch
 Communications Coordinator Charles Hampton
 Corporate Communications Manager Amy Palcic

BROADCASTING

Senior Director of Broadcasting Marc Vandermeer
 Texans TV Host, Integrated Media Manager Drew Dougherty
 Texans Insider, Integrated Media Manager Deepi Sidhu
 Digital Media Manager Eric SanInocencio
 Integrated Media Coordinator Kara Cook

TICKETING AND EVENT MANAGEMENT

Senior Director of Event Operations and Guest Services Diane Crossey
 Senior Director of Premium Seating Brian Varnadoe
 Director of Ticket and Event Sales Derek Beeman
 Executive Producer, Director of Video Production Gavin Gehrt
 Director of Luxury Suite Service Shari Rainey
 Director of Ticket Services Trey Young
 Senior Event Services Manager Holly Daigle
 Senior Event Operations Manager HOFFIE FERREIRA
 Event Logistics and Special Project Development Manager Ted Dickerson
 Club Seat Manager Amanda Goldstein
 Premium Seating Service Manager Jessica Schneider
 Senior Motion Graphics Designer and Animator Josh Hubel
 Senior Account Executive, Suite Sales Stephen Friedlander
 Account Executive, Suite Sales Kristen Grimes
 Marketing Research Analyst Fara Yoder
 Ticket Finance and Operations Coordinator Katie Cordes
 Ticket Service and Operations Coordinator Kathryn Iribarren
 Ticket Operations and Distribution Coordinator Matt McKee
 Motion Graphics Designer/Editor Kenneth Perkins
 Ticket Sales Representative Warren Caguioa

Ticket Sales Representative Cody Vanghel
 Ticket Sales Representative Cameron Walker

ACCOUNTING

Controller and Senior Director of Risk Management Jan Kelly
 Senior Director of Treasury Jon Southern
 Director of Accounting Tamala Croasmodn
 Accounting Manager Jameel Eniafe
 Senior Accountant Nicole Tran
 Senior Accountant Pam Ledsinger
 Payroll Manager Lisa Ruiz
 General Accountant Cristina Anaya
 General Accountant Cassandra Andrews

LEGAL

Associate General Counsel and Sr. Director Greg Kondritz

INFORMATION TECHNOLOGY

Director of Business Information Systems John Sifri
 Information Technology Developer Faisal Lodhi
 Network Engineer Mike Major
 Helpdesk Manager Anthony Shade
 Information Technology Support Analyst Derek Mauney
 Information Technology Support Analyst Bobby Rawlinson

ADMINISTRATIVE

Sr. Director of Human Resources Glenda Morrison
 Employee Benefits Manager Connie Alvarez
 Human Resources Manager Jordan Sabatka
 Human Resources Coordinator Clare Alvarado
 Payroll and HRIS Specialist Ivory Youngblood
 Office Services Supervisor Marvin Dave
 Office Services Coordinator Jeremy Jones
 Receptionist Wahneta Mitchell
 Team Travel Consultant, Carlson Wagonlit Travel Carol Adatto Nelson

MAILING ADDRESS

Houston Texans
 NRG Stadium
 Two NRG Park
 Houston, TX 77054-1573
 832-667-2000





EXECUTIVE MANAGEMENT



ROBERT C. McNAIR

FOUNDER, CHAIRMAN AND CHIEF EXECUTIVE OFFICER

Robert C. McNair, a leading businessman, sportsman and philanthropist in the city of Houston for more than 50 years, is the founder, chairman and chief executive officer of the Houston Texans. McNair is perhaps best known in the business community as the founder of Cogen Technologies, which was sold in 1999. Cogen was the largest privately-owned cogeneration company in the world, with aggregate capacity of 1,400 megawatts.

McNair serves as chairman of The McNair Group, headquartered in Houston, Texas, where he oversees an investment portfolio that includes interests in two cogeneration plants in the eastern United States. McNair owns Palmetto Partners, Ltd. and RCM Financial Services, L.P., private investment entities that manage the McNairs' private and public equity investments, and is a member of the Texas Business Hall of Fame.

Committed to bringing a National Football League team to Houston, McNair formed Houston NFL Holdings in 1998. On October 6, 1999, the NFL announced that the 32nd NFL franchise had been awarded to McNair, returning professional football to the city of Houston in 2002. McNair's efforts and influence have also played an integral role in bringing two Super Bowls to Reliant Stadium: Super Bowl XXXVIII in 2004 and Super Bowl LI, to be played in February of 2017. His Texans won their first AFC South title in 2011 and gave the city its first NFL playoff game in nearly 18 years, a 31-10 win against Cincinnati in the Wild Card round on January 7, 2012. The Texans claimed their second consecutive AFC South title in 2012 and finished the regular season 12-4, matching the most regular-season wins in the city of Houston's NFL history. McNair hired Bill O'Brien as the third head coach of the franchise in January 2014, ushering in a new era of Texans football following a disappointing 2013 campaign.

McNair is actively involved in NFL affairs serving as chairman of the Finance Committee and is a member of the Audit Committee.

As Founder and Chairman Emeritus of the AdvoCare Texas Bowl, McNair revived Houston's collegiate bowl game on December 28, 2006. The game now features teams from the Big 12 and SEC conferences and on average draws nearly 58,000 fans each year to NRG Stadium, 6th best among non-College Football Playoff bowls. McNair selected DePelchin Children's Center as the charity beneficiary of the Bowl game in 2006, and DePelchin has been awarded nearly \$700,000 in financial support and received more than \$13,000,000 in promotional value through the Texas Bowl partnership.

Stonerside Stable, a major thoroughbred horse farm in Kentucky, is also among McNair's successes. A 1,947-acre thoroughbred horse farm and racing stable, Stonerside was home to more than 275 racehorses, broodmares, yearlings and weanlings. From its inception in 1994, Stonerside

won 72 Graded Stakes races including Grade I wins in the Belmont, Breeders' Cup Mile, the Travers, the Haskell, the Hollywood Gold Cup, the Cigar Mile, the Carter, the Swaps, the Wood Memorial, the Matriarch and the Oak Leaf Stakes. Stonerside also has finished second and third in the Kentucky Derby and was the co-breeder of Fusaichi Pegasus, winner of the Derby in 2000. Stonerside has bred the winners of over \$50-million, including the 2008 Breeders' Cup Classic winner Raven's Pass and 2008 Champion American Juvenile colt Midshipman, the winner of the Breeders' Cup Juvenile. Stonerside was named breeder of the year in 2007 and 2008 by Kentucky horsemen. McNair served on the boards of the Breeders' Cup and Thoroughbred Owners and Breeders Association. He was awarded the Allan Bogan Memorial award for outstanding services to the Texas Thoroughbred Association. McNair is a member of the prestigious Jockey Club which governs the sport of thoroughbred racing. In October 2008 McNair sold Stonerside Farm and Racing Stable.

McNair is Chairman of The Robert and Janice McNair Foundation, The Robert and Janice McNair Educational Foundation in Forest City, NC, and the Houston Texans Foundation. The McNair Foundation was honored as the 2003 Outstanding Philanthropic Foundation by the Association of Fundraising Professionals, and in November 2004, the Foundation was honored by the Houston Independent School District with a Hall of Fame Award. Young Audiences of Houston awarded the Foundation its Houston Community Arts Partner Leadership Award in 2008. The McNair Foundation was honored by the Neuhaus Education Center in March 2012 for their loyal support over the past 15 years. The Foundation was one of several honored at the Mayor's Literacy Leadership Breakfast in May 2012 for their support of literacy training for adults. In March 2013, the Foundation was honored by Hermann Park Conservancy for support of its Centennial Gardens.

The McNairs have given generously to a wide array of charitable, scientific, literary, educational and religious organizations through the Robert and Janice McNair Foundation. Major support has been given to scholarship programs at Baylor College of Medicine's MD/PhD Program, the University of South Carolina, Columbia College, Rice University, Austin College, Virginia Tech and Houston Community College. Educational initiatives supported include the HISD Fine Arts Program, Project GRAD, Teach for America, Neuhaus Education Center and local charter schools. Contributions to the community include the McNair Asian Elephant Habitat at the Houston Zoo, the jogging trail at Discovery Green, Equestrian Center for the San Jacinto Girl Scouts, McNair Cub Scout Adventure World, the Computer Training Center Room for the United Way, McNair Hall and McNair Plaza at Houston Baptist University, and sponsorship of community outreach programs for the Houston Symphony, Houston Grand Opera, Museum of Fine Arts, Houston and

ROBERT C. MCNAIR

Young Audiences. The McNairs endowed the Janice and Robert McNair Chair in Public Policy at the James A. Baker III Institute for Public Policy at Rice University, which currently is held by the founding director, The Honorable Edward P. Djerejian. The McNairs turned their philanthropic focus to medical research in 2007 and gave a transformational gift to establish the McNair Medical Institute at Baylor College of Medicine to fund the McNair Scholars Program which recruits top physicians/scientists in the fields of juvenile diabetes, breast and pancreatic cancer and the neurosciences. Additional McNair Scholars Programs were established at M.D. Anderson, Menninger Clinic, Texas Children's Hospital and Texas Heart Institute.

The McNairs adopted three horses for the Houston Police Department's Mounted Patrol and renamed the horses Texan Star, Cushing 56 and J.J. Watt 99. Major donations were made in 2013-14 to the AD Players Theater, the Nau Center for Texas Cultural Heritage, the United Way 2-1-1 Capital Campaign, the Star of Hope Family Place, Houston Parks Bayou Greenways 2020 and Houston Zoo for their Phase II African Forest campaign.

McNair is the recipient of many awards, including the Anti-Defamation League's Torch of Liberty Award, the Northwest University Outstanding Business Leader Award, the Association for Private Enterprise Education's Herman W. Lay Memorial Award, the Distinguished American Award from the Houston Chapter of the National Football Foundation, the Distinguished Citizen Award from the Rotary Club of Houston, The South Main Center Association City Builder Award, the Houston Advertising Federation Annual Trailblazer Award recognizing him for significantly enhancing the overall image of Houston both locally and globally, the Distinguished Citizen Award from the Sam Houston Area Council of the Boy Scouts of America, The Denton A. Cooley Leadership Award from the Texas Heart Institute, the Freedoms Foundation at Valley Forge National Award for Outstanding Patriotism, Responsible Citizenship and Community Involvement and the Fellowship of Christian Athletes President and Mrs. George H. W. Bush Community Impact Award. In June 2005, Rice University announced that the newest building on the campus, the 167,000-square-foot home of the Jesse H. Jones Graduate School of Management, had been officially named Janice and Robert McNair Hall by the Rice Board of Trustees. In January 2006, the McNairs were the recipients of the Texas Association of Partners in Education Award for the Texas Outstanding Sports Partnership. In October 2007, the Baylor College of Medicine bestowed their first Pink Ribbon Hero Award for Ambassadorship on the McNairs for their support of past Pink Ribbon Houses and for their commitment to the fight against cancer. In April 2009 the McNairs were honored at the annual KIPP Academy dinner as devoted supporters of education for inner city and underprivileged youth. In May 2009 McNair was named Entrepreneur of the Decade by the Houston Technology Center. In November 2009 McNair was awarded the James A. Baker III Prize for Excellence in Leadership which recognizes nationally and internationally renowned leaders for their excellence in public service and civic life. In December 2009 McNair received

the inaugural Rotary Lombardi Humanitarian Award. In February 2010 Janice and Bob McNair received the Encore for Excellence Award from the High School for the Visual and Performing Arts for their support of the fine arts in the Houston Independent School District. In April 2010, the McNairs received the Kezia DePelchin Award for their support of the DePelchin Children's Center and long history of philanthropic efforts in the Houston area. In May 2010, McNair was inducted into the South Carolina Athletic Hall of Fame. McNair also is a founder of the Cotswold project, a revitalization project focused on downtown Houston. The Association of Fundraising Professionals honored the McNairs at their National Philanthropy Day Luncheon on November 3, 2010 with their Maurice Hirsch Award for Philanthropy, the highest recognition given to honor an individual or family for their exceptional generosity and outstanding civic and charitable responsibility. The McNairs were selected to be featured as Houston Treasures in The Social Book – 2011, a Houston publication. McNair was honored by the Junior Achievement of Southeast Texas as a member of the Class of 2011 Laureates, JA Hall of Achievement in April 2011. Texas Children's Cancer Center honored the McNairs as the 2011 Community Champions in September 2011. The McNairs were honored to serve as headliners of the Escape Family Resource Center's annual Celebrity Serve Benefit in April 2012. In October 2012, the McNairs were honored at the 10th Anniversary of McNair Hall at Rice University. McNair was one of the Men of Distinction honored at the May 2013 luncheon benefitting medical research and treatment for children in the Texas Medical Center. Bob and Janice McNair were Honorary Co-Chairs of the Impact a Hero Gala in May 2013 and the Honorary Campaign Chairs for raising money for the American Cancer Society's Hope Lodge Houston. They were the Community Partners Honorees along with the Houston Texans at the Houston Symphony's Centennial Opening Night in September 2013. In November 2013, they were the Honorary Event Chairs for the DePelchin Children's Center Gala. Houston Community College Foundation honored the McNairs with their Crystal Eagle Award in February 2014.

McNair is a current or past member of the Boards of Trustees of a number of institutions, including Rice University; Baylor College of Medicine; the Texas Heart Institute; Houston Grand Opera; the Museum of Fine Arts, Houston; the Greater Houston Partnership; the Greater Houston Convention and Visitors Bureau; the Free Enterprise Institute; the Sigma Chi Foundation and the Federal Reserve Banks of Dallas and Houston, and the World Presidents' Organization.

Born in Tampa, Florida, McNair and his wife, Janice Suber McNair, have been residents of Houston since 1960. Mr. McNair graduated from the University of South Carolina in Columbia in 1958 with a bachelor of science degree, and Mrs. McNair is a 1959 graduate of Columbia College in Columbia, South Carolina. In 1999, Mr. McNair received an honorary doctor of humane letters degree from the University of South Carolina. In May 2010, he was presented with an honorary doctor of humanities in Medicine from Baylor College of Medicine.



D. CAL McNAIR

VICE CHAIRMAN AND CHIEF OPERATING OFFICER

D. Cal McNair was named vice chairman of the Houston Texans in January 2008 and assumed the additional role of chief operating officer in April 2012. He has been a limited partner of the Texans since 2001. McNair also serves as the vice chairman of Palmetto Partners, Ltd., the private equity investing arm of The McNair Group.

McNair, who has been actively involved with the football operations of the Texans franchise since its inception, attends NFL meetings as part of team management and serves on the NFL Investment Committee. He has been part of the Texans' search committee in several key hires throughout franchise history, including current head coach Bill O'Brien in 2014, General Manager and Executive Vice President of Football Operations Rick Smith in 2006, former head coach Gary Kubiak in 2006 and former defensive coordinator Wade Phillips in 2011.

Those hires have paid dividends for the Texans, with Smith and Kubiak working together to build the franchise's first two AFC South championship teams in 2011 and 2012. The hiring of Phillips, who was named the 2011 PFW/PFWA Assistant Coach of the Year, helped bring about the third-largest defensive turnaround in modern NFL history from 2010-11 and played a major

role in the franchise's first ever playoff berth.

Prior to 2001, McNair worked at Cogen Technologies for 11 years. In 1987, he was hired as one of the company's first employees. After beginning his tenure with Cogen, McNair helped oversee the construction of several major power plants in the eastern United States, managing those assets in the areas of financial analysis and project management.

McNair is a member of the board of trustees of The Robert and Janice McNair Foundation, as well as the Robert and Janice McNair Educational Foundation. He is a director and vice president of the Houston Texans Foundation, a member of the United Way's prestigious Alexis de Tocqueville Society and a current or past member of the Amegy Bank Advisory Board, Houston Zoo Board, the Fort Worth Zoo Board and the All Saints Episcopal School Board in Fort Worth.

McNair attended the University of Texas at Austin, where he was a four-year member of the Longhorn football team. He earned a Master of Business Administration degree from the Rice University Jesse H. Jones Graduate School of Management.

Born in Houston, McNair attended Cypress-Fairbanks High School. McNair has six children. He resides in Houston with his wife, Hannah.

TEXANS LIMITED PARTNERS



Philip Burguières
Chairman and CEO
EMC Holdings



Kirbyjon H. Caldwell
Senior Pastor
Windsor Village United
Methodist Church



Mary Anne Dingus
Chairman
Dingus Investments



Charles W. Duncan III
President
Duncan Interests



Harry Gee Jr.
Principal
Law Offices of Harry
Gee and Associates,
PLLC, Board Certified
Immigration &
Nationality Law



E. Javier Loya
Chairman and CEO
OTC Global Holdings



Kay M. Onstead
President
Onstead Holdings, LLC



Gary R. Petersen
Partner
EnCap Investments,
L.P.



Fayez Sarofim
*President and
Chairman of the Board*
Fayez Sarofim & Co.



Joseph W. Sutton
Chairman and CEO
Sutton Ventures Group,
LLC



RICK SMITH

EXECUTIVE VICE PRESIDENT OF FOOTBALL OPERATIONS AND GENERAL MANAGER

Rick Smith oversees all football-related operations and the player acquisition process as Houston

Texans Executive Vice President of Football Operations and General Manager. Smith is in his ninth season as General Manager and fourth as Executive Vice President of Football Operations.

Named general manager by owner Bob McNair on June 5, 2006, Smith's appointment made him the youngest general manager in the NFL at 36. Since then, Smith has assembled and led a football operations staff that prides itself on providing players and coaches with the tools needed for success on and off the field, regardless of scheme.

Smith adheres to several principles that have shaped his tenure and laid the team's foundation of talent and depth: Build through the draft and supplement through free agency and trades. Give players and coaches the tools they need to succeed. Trust your evaluation of talent and character. Believe in the process. Stay true to your board. Determine value independent of need.

Smith's leadership, vision and success have garnered recognition by the league. NFL Commissioner Roger Goodell appointed Smith to the NFL's prestigious Competition Committee on Dec. 5, 2008. His peers honored him with the Tank Younger Award in 2008, presented annually by the Fritz Pollard Alliance for outstanding work in an NFL front office. Smith was an original member of the General Managers Advisory Committee, which provides advice and other feedback to the NFL Football Operations department on the integrity of the game, expansion of technology and other ways to improve the league.

From day one, Smith and his staff rolled up their sleeves and scoured the free agent, draft and trade markets for players who would thrive with the Texans; solely focused on transforming their 2-14 team into a perennial contender. The transformation culminated in back-to-back AFC South crowns and the franchise's first two playoff berths in 2011 and 2012.

Smith and his staff have been able to adapt and find the right personnel to fit changing schemes and coaching staffs throughout his tenure. He was faced with both heading into the 2014 draft following a disappointing 2013 season.

In his eighth draft with the Texans and first with new Head Coach Bill O'Brien, Smith selected 10 players who fit the credo he established when he arrived in Houston, "We're looking for tough, smart, physical players with high character who are competitive and pas-

sionate about football."

The Texans selected South Carolina two-time All-America defensive end Jadeveon Clowney first overall and grabbed UCLA guard Xavier Su'a-Filo with the first pick in the second round. Iowa tight end C.J. Fiedorowicz was taken with the first pick of the third round and Smith traded up with Philadelphia to take Notre Dame nose tackle Louis Nix III with the 83rd pick. Houston selected six players on the final day of the draft: Pittsburgh quarterback Tom Savage in the fourth round, Alabama defensive end Jeffrey Pagan, LSU running back Alfred Blue and Auburn fullback Jay Prosch in the sixth round, and Vanderbilt cornerback Andre Hal and Memphis safety Lonnie Ballentine in the seventh.

The Texans won their second consecutive AFC South division crown in 2012 and advanced to the Divisional round of the playoffs in 2011 and 2012, compiling a 22-10 regular season record that tied for the second-best mark in the AFC. Houston set a franchise mark with a 12-4 record in 2012; a 10-win improvement under Smith's leadership. Smith's tenure in Houston began with a 6-10 record, followed by a pair of 8-8 records in 2007 and 2008. In 2009, the Texans posted the first winning season in franchise history, narrowly missing the playoffs at 9-7. Houston bounced back from a 6-10 mark in 2010, going 10-6 in 2011, winning the AFC South and securing a playoff berth, both franchise firsts.

Collectively, the Texans' current roster, all acquired by Smith, with the exception of Andre Johnson, has earned 26 Pro Bowl selections, 18 first- or second-team Associated Press All-Pro distinctions, one Defensive Player of the Year award and one Defensive Rookie of the Year award.

Smith's seven first-round picks, between 2007-13, have combined to start 347 of the 366 games they have played. Three of the six have earned All-Pro honors: left tackle Duane Brown, linebacker Brian Cushing and defensive end J.J. Watt. Watt, the 11th overall pick in 2011, was named the 2012 Defensive Player of the Year following one of the best defensive performances in NFL history and a league-leading 20.5 sacks. Cushing was selected 15th overall in 2009 and went on to be named the AP Defensive Rookie of the Year and earn second-team All-Pro honors twice. Brown is widely considered one of the best left tackles in the NFL and is the first lineman in franchise history to earn All-Pro recognition, doing so in 2011 and 2012.

Unrestricted free agents have also thrived in Houston on Smith's watch. Cornerback Johnathan Joseph, who helped turn the Texans' defense around after signing

RICK SMITH

from Cincinnati in 2011, has been to the league's all-star game twice since joining the Texans. Former defensive end Antonio Smith signed with Houston in 2009 and set career highs in sacks in 2011 and 2012, earning a trip to the Pro Bowl following the 2011 season. Former left guard Wade Smith signed with the Texans in 2010 from Kansas City and made the first Pro Bowl of his career in 2012, his 10th season.

Smith also orchestrated the trades that brought quarterback Matt Schaub from Atlanta in 2007 and center Chris Myers from Denver in 2008. Both earned multiple Pro Bowl berths with the franchise. He has also executed 11 draft-day trades in the last eight years.

Smith places a premium on college free agents. The most well-known college free agent success story in Texans history is running back Arian Foster. Undrafted out of Tennessee in 2009, Foster signed with Houston and spent most of his rookie season on the practice squad. Foster started 2010 with a 231-yard effort against Indianapolis and went on to have the best season ever by an undrafted running back, winning the 2010 rushing title, All-Pro honors and the first of three consecutive Pro Bowl nods. He has risen from practice squad player to one of the most complete backs in the NFL.

Smith has found a way to consistently strengthen Houston's roster and is continuing to build upon a foundation of talent and depth with the cornerstones of scrupulous evaluation, opportunistic free agency signings, smart trades and a methodical draft strategy.

2011 tested these principles unlike any other year. The Texans faced a drastically shortened 2011 offseason, a complete defensive scheme change, and a glut of injured starters, including season-ending injuries to starting and backup quarterbacks, Schaub and Matt Leinart, and Pro Bowler Mario Williams. In addition, All-Pro wide receiver Johnson missed more than half the season due to injury.

Smith's principles and commitment to the Texans' player acquisition strategy withstood the storm. Most notably was the play of rookie fifth-round draft pick T.J. Yates. Yates was pressed into action following the losses of Schaub and Leinart and became the first rookie quarterback to orchestrate comeback wins in his first two starts since 1968, including Houston's playoff-clinching victory at Cincinnati in Week 13.

The Texans finished 2011 with the NFL's second-ranked defense, a dramatic improvement over the unit that ranked 30th in the NFL in 2010. Houston's 91.2-yard improvement was the third-greatest leap for a defense from one year to the next since 1970. On offense, Houston set a franchise rushing record for the second straight season and ranked second in the NFL with

153.0 rushing yards per game.

In his former role leading the Denver Broncos personnel department, the franchise posted the league's fifth-best regular-season record from 2000-05, going 61-35 (.635). The 61 wins were the most of any AFC West team during that span, 10 more than the next closest team, Kansas City. Denver was one of only four teams in the NFL to reach the playoffs each season from 2003-05.

Before moving into the front office, Smith spent four years as the Broncos' assistant defensive backs coach and earned two Super Bowl rings while helping guide a unit that consistently ranked as one of the league's best. The team won more games from 1996-98 (46) than any club during that three-year period.

Smith joined the Broncos on April 3, 1996, following a two-year stint as defensive backs coach at his alma mater, Purdue University. He spent a short time at TCU prior to joining the Broncos.

A 1992 graduate of Purdue, Smith began his coaching career as a graduate assistant with the Boilermakers, serving as the school's assistant strength and conditioning coordinator. After serving as the team's graduate assistant tight ends coach for one season, Smith was hired as the secondary coach, becoming the youngest full-time position coach in the Big Ten Conference at the time at the age of 24. In 2012, Smith was honored by his alma mater with the Distinguished Alumnus Award.

Smith started at strong safety and was a defensive captain for Purdue as a senior in 1991. A native of Petersburg, Va., he attended Meadowdale High School in Dayton, Ohio. Smith is also a member of the Fellowship of Christian Athletes.

Smith supports several schools in the community, including Awty International and The Regis School of the Sacred Heart, and serves on the Board of Directors for Pro-View Academy, a charter school that provides young people in the greater Houston area with academic, social and economic opportunities in hopes of inspiring purpose and optimism. He and his wife, Tiffany, co-chaired the charter school's first Cornerstone Luncheon in May 2014, helping raise more than \$300,000 at the event. The Smith Family also gives time and resources to many other local charities throughout Houston, including the Linda Lorelle Scholarship Fund, Susie Bean Gives, the United Way and the Children's Museum of Houston.

Rick and Tiffany Smith live in Houston with their sons, Robert LaMar and Christian LaMar, and daughter, Avery Jordan.



JAMEY ROOTES PRESIDENT

Jamey Rootes serves as president of the Houston Texans and is responsible for all business functions of the club. Since joining the Texans,

Rootes has overseen the team's efforts to secure stadium naming rights and sponsorship, coordinated radio and TV broadcasting relationships, engineered the club's successful ticket and suite sales campaigns, led the creation and launch of the team's identity and developed the team's highly-acclaimed customer service strategy.

Under Rootes' leadership, the Texans have earned many distinctions, including numerous "Crystal Awards" for marketing excellence. J.D. Power & Associates recognized the team for providing the best fan experience in the NFL and even featured the Texans as a service success story in their book entitled "Satisfaction." The Texans were also recognized with Sports Business Journal's PRISM Award, which is given annually to the top major professional sports team based on business excellence criteria. After securing back-to-back AFC South Championships in 2011 and 2012, the Texans have extended their sell-out streak to 122 consecutive home games, a Houston NFL record and a testament to the quality of service and entertainment provided by the organization on game day. As a result, the Texans have consistently been recognized as one of the most valuable professional sports franchises both in the NFL and globally, as measured by a variety of business publications. In 2012, the Houston Texans were recognized as one of Houston's "Best Places to Work" by the Houston Business Journal. In 2013, the Texans were recognized by the Houston Chronicle as one of "Houston's Top Workplaces."

Rootes was selected twice by SportsBusiness Journal as a member of its distinguished "Forty Under 40" list of leading sports executives. Following the 2013 season,

Rootes was named a finalist for Executive of the Year by the Stadium Business Awards. Rootes maintains an active role in the community and serves on a number of boards, including the Greater Houston Partnership, the Houston Food Bank, the Presbyterian School and the Greater Houston Convention and Visitors Bureau. He also oversees the activities of the Houston Texans Foundation, which generated more than \$1 million in 2013 to benefit youth and families in the Houston area. Since inception, the Texans have helped raise more than \$20 million through annual fundraising events, disaster response programs, the United Way and partnerships with non-profit organizations on game day.

Prior to joining the Texans, Rootes helped to launch Major League Soccer as president and general manager of the Columbus Crew. During his tenure, the Crew was consistently among the league's strongest teams both on and off the field, and Rootes was recognized as Executive of the Year in 1996 and Marketing Executive of the Year in 1999. Rootes helped lead the construction of Crew Stadium in 1999, which was the first stadium of its type in the United States. This facility earned distinction as America's Foremost Sports Facility of the Year and led to the development of numerous soccer-specific stadiums across the United States over the past decade, including BBVA Compass Stadium in Houston.

A native of Stone Mountain, Ga., Rootes attended Clemson University and was a member of the Tigers' soccer team that captured two NCAA titles. He also served as Student Body President. While earning a master's of business administration at Indiana University, he served as an assistant soccer coach for the Hoosiers. Rootes previously held positions at IBM and Procter & Gamble before entering sports. He lives in West University with his wife, Melissa, and their children, Christopher and Caroline.



SCOTT SCHWINGER

McNAIR GROUP PRESIDENT AND CHIEF EXECUTIVE OFFICER, TEXANS CHIEF FINANCIAL OFFICER

Scott Schwinger serves as President and CEO of the McNair Group and as Chief Financial Officer for the

Texans.

For the past 20 years, Schwinger has held positions with various companies owned, directly or indirectly, by Robert C. McNair including President of Palmetto Partners Ltd., RCM Financial Services, L.P., and Vice President of Cogen Technologies. In April 2010, he was named the CEO of The McNair Group. In his role, he oversees the investment and management activities for The McNair Group of companies which include portfolios of public and private equities and certain operating companies. Schwinger also serves as managing director of EMC Holdings, L.L.C., a private energy investment fund.

Schwinger oversees a staff of more than thirty and is responsible for the management of all McNair Group companies. His duties include investment management, deal structuring, financial reporting, budgeting, treasury, risk management, management information

systems and all debt and equity financings. Specific areas of investment focus include real estate, energy, healthcare and financials.

He provided the financial analysis support beginning in 1998 to bring professional football back to Houston. Schwinger also served on the Houston Super Bowl XXXVIII Host Committee, Inc. Since the award of the team in 1999, Schwinger has successfully coordinated and structured debt financings totaling \$675 million, one of the largest and most successful series of financings to date for a professional sports team.

Schwinger earned a Bachelor of Arts in mathematics from Vanderbilt University and a Master's of Business Administration from the University of Texas at Austin. In the community, he serves on the boards of the YES Prep Public Schools, The Make-A-Wish Foundation and The Endowment Fund. He is also a member of the Young Presidents Organization. He and his wife, Becca, both native Houstonians, are the parents of sons, Corbin and Charley, and daughter, Cara.



SUZIE THOMAS

EXECUTIVE VICE PRESIDENT, GENERAL COUNSEL AND CHIEF ADMINISTRATIVE OFFICER

Suzie Thomas joined the Houston Texans and The McNair Group in March 2000. She oversees the legal,

human resources and business administration functions for both groups and holds positions with various other entities in The McNair Group.

Thomas previously served as general counsel and vice president of human resources of Corporate Brand Foods America, Inc., a meat processing business that was subsequently purchased by Tyson Foods. Prior to CBFA, Thomas spent 16 years at Weatherford International, Inc., an international energy service and manufacturing company, the last 12 years as senior vice president and general counsel. She started her legal career as an associate attorney at Baker Botts L.L.P. in Houston.

Thomas earned her law degree from the University of Houston's Bates College of Law and her undergraduate degree in Spanish from the University of Texas. Thomas is a member of the State Bar of Texas. Thomas received the 2004 University of Houston Law Center's Corporate Sector Award and the 2005 Houston Business Journal Award for Best General Counsel with a staff of two to ten. Thomas also serves on the Board of Directors of Child Advocates, Inc.

Thomas resides in Houston.



JOHN SCHRIEVER **SENIOR VICE PRESIDENT, TICKETING AND** **EVENT MANAGEMENT**

John Schriever is in his 15th year with the Texans and his 30th in the professional sports industry. Schriever has been part of the sales and service of more than 39 million tickets to sporting events during his career. He started with the Texans in July 2000 as Director of Ticket Operations and was promoted to Vice President, Ticketing and Event Management in July 2003, and Senior Vice President, Ticketing and Event Management in June 2011. Schriever oversees all aspects of ticketing and event services for the Texans and Lone Star Sports and Entertainment.

Schriever began his sports business career with the Texas Rangers Baseball Club in 1984 as a season ticket sales intern. He became a full-time staff member in the spring of 1985 and was promoted to Director of Ticket Operations prior to the 1989 season. The Rangers underwent a variety of changes during Schriever's 12-year tenure with the franchise: the team was pur-

chased by an ownership group headed by George W. Bush, acquired pitcher Nolan Ryan, closed Arlington Stadium, opened The Ballpark in Arlington and hosted the 1995 Major League Baseball All-Star Game.

During the summer of 1996, Schriever worked with the Atlanta Committee for the Olympic Games at the Summer Olympics. He worked in ticketing as a customer service manager at Fulton County Stadium and Olympic Stadium.

Following the Olympic Games, Schriever joined the Texas Motor Speedway in Ft. Worth as Director of Tickets. He was part of the management staff that opened the Speedway in the spring of 1997 to a debut crowd of more than 200,000 for its inaugural Winston Cup race.

Schriever is a graduate of Stephen F. Austin State University, where he earned a degree in business management. He and his wife, Dana, who holds a degree in teaching from the University of Texas, have two children, Nicholas and Sarah.



GREG GRISSOM **VICE PRESIDENT, CORPORATE DEVELOPMENT**

Greg Grissom was named Houston Texans Vice President, Corporate Development in April 2012 but has been a part of the team's business operations staff since the inaugural 2002 season. He first joined the Texans as a corporate sales manager before being promoted to director of corporate development in 2006, and senior director of corporate development in May 2011.

Grissom oversees the Texans' corporate partnerships, sales of all related properties, contract negotiations and account services of the team's partners. He has nearly two decades of experience in sports sponsorship sales, planning, execution and event marketing.

Before joining the Texans, Grissom worked for Enron Corp., as a sports marketing specialist and spent more than four years with the Houston Astros as an account services manager and later as the club's promotions coordinator.

Grissom represents the Texans on the Board of Directors of the Gulf Coast Chapter of the Juvenile Diabetes Research Foundation. A native of Austin, he attended Baylor University. He lives in Houston with his wife, Jamie, and their daughter, Campbell, and son, Sam.



MARILAN LOGAN

VICE PRESIDENT AND CHIEF ACCOUNTING OFFICER

Marilan Logan is in her 15th year with the Houston Texans and serves as the franchise's Vice President and Chief Accounting Officer, managing all aspects of financial matters for the Texans and Lone Star Sports & Entertainment organizations. Logan joined the Texans as the team's controller in February 2000 and was promoted to vice president and controller in April 2007 before assuming her current position in September 2011.

Logan came to the Texans after serving as controller/treasurer for the Houston Aeros Hockey Club, Aerodromes Ice Rinks, and the Houston Aeros Foundation for two seasons.

Prior to joining the Houston Aeros, Logan was the controller for the Houston Oilers (now Tennessee Titans) from 1978-97. Her responsibilities included accounting for player contracts, maintaining the club's financial records and aiding club management with special projects. Prior to the Oilers, she was a cost accounting specialist for Reed Tool Company.

Marilan and her husband, Rick, have a daughter, Sandy; two sons, Jeff and Roy; and two grandsons, Kyle and Todd. The couple resides in Humble.



CHRIS OLSEN

VICE PRESIDENT, FOOTBALL ADMINISTRATION

Chris Olsen is in his eighth season with the Texans and fifth as the team's vice president of football administration. Olsen's primary responsibility with the Texans is to work closely with General Manager and Executive Vice President Rick Smith on negotiating player contracts and managing the salary cap.

Prior to joining the Texans' staff, Olsen spent 13 years working at the National Football League office in New York. Olsen served as the manager of labor operations with the NFL Management Council from 1999-2006. He was responsible for reviewing and analyzing player contracts to ensure teams were in compliance with the Collective Bargaining Agreement (CBA) and salary cap, and also provided assistance to club executives pertaining to player-related areas of the CBA. He also served as a League liaison to the NFL Players Association regarding player contract matters, served as a national game representative, as well as an instant replay communicator.

Olsen began his tenure with the NFL in 1994 as an analyst in the player personnel department. He was pro-

moted to coordinator in 1998 and became responsible for all facets of the player petition process on special eligibility for the NFL Draft (underclassman prospects), including coordinating player evaluations for the College Advisory Committee. He produced annual reports for the Competition Committee and reviewed player contracts to ensure their compliance with the NFL's Constitution and By-Laws.

Olsen began working in professional sports during his senior year in college with the Springfield Indians Hockey Club of the AHL in 1989-90, where he served as a public relations/marketing intern. After spending a brief time working for Ark-Asset Management Company, a financial services firm in New York City, he continued his sports career in 1992 while in graduate school by serving as a public relations/marketing intern for the Hartford Whalers of the NHL. Prior to joining the NFL, he worked for the New Jersey State Golf Association.

Olsen is a native of Little Silver, N.J. He earned his degree in business administration from Western New England College in 1990 and earned a master's degree in sports management from Springfield College in 1997. Olsen and his wife, Kim, reside in Houston.



JEFF SCHMITZ VICE PRESIDENT, INFORMATION TECHNOLOGY

Jeff Schmitz is entering his 13th season with the Texans. Schmitz was promoted to vice president of information technology in 2013 after serving as senior director and director of information technology from 2008-12.

Schmitz, who joined the McNair group in March 1997, held positions in the treasury and accounting departments before moving into the IT department as manager of information technology in 2001.

Schmitz is responsible for leading all facets of technology

for the Houston Texans and The McNair Group, including infrastructure, information systems, development, information security and support. During his tenure, Schmitz led teams responsible for stadium infrastructure design, data center design, voice and data service, unified communication, information security, compliance and software implementations.

Schmitz earned a bachelor of business administration in accounting from Pittsburg State University in Kansas. He lives in Missouri City with his wife, Leslie, and their daughters, Courtney and Hannah.



GREG WATSON VICE PRESIDENT, FINANCE

Greg Watson joined The McNair Group and the Houston Texans in November 1999 after working as an international finance associate in the energy industry. In his current position as vice president of finance, Watson is involved in all aspects of the team's debt and equity financing activities, long-range financial forecasting and special project analyses.

His other responsibilities include deal sourcing, due diligence and deal structuring for The McNair Group private equity investments.

Watson earned his bachelor of arts in political science from Vanderbilt University and his MBA with a focus on finance and entrepreneurship from the University of Texas. He and his wife, Cathy, both native Houstonians, live in Houston with their children, Claire, William and Gardner.



DOUG WEST VICE PRESIDENT, FOOTBALL OPERATIONS

Doug West is in his 19th season in the NFL and his eighth with the Texans. West was named vice president of football operations in April 2014.

West, who previously served as director of football operations since September 2010, oversees team travel, training camp and game day operations, which include all aspects dealing directly on the field with the game, Texans and the visiting team.

On game day, West is responsible for overseeing the sideline communication equipment as well as instant replay equipment. He serves as the team liaison with the NFL, the officials and the visiting team; he also handles catering in all Texan areas.

West oversees the team practice facility and Texans areas in NRG Stadium, including scheduling, cleaning and maintenance. He is responsible for maintaining the day-to-day football operations budget as well as planning for future large expenditures and projects.

West joined the Texans as football operations manager in August 2007, overseeing team travel planning and lodging throughout the year. Prior to joining the Texans, West worked with Reebok as an NFL glove and footwear specialist, beginning in 2004. From 1993-03, West was the head equipment manager for the Denver Broncos, where he worked with general manager Rick Smith.

West was the head equipment manager from 1988-90 at the University of Northern Colorado before taking on the same role for the Birmingham Fire of the World League of American Football from 1991-92 under head coach Chan Gailey.

West earned a bachelor's degree in social sciences from Colorado State in 1988, where he was a student equipment manager for the football team for four years. He has three sons, Gunnar, Griffin and Graham, and a stepdaughter, Grace. He and his wife, Stacy, reside in Houston.



COACHING STAFF



BILL O'BRIEN

HEAD COACH

FIRST SEASON WITH THE TEXANS/SIXTH NFL SEASON

Bill O'Brien was named the third head coach in Houston Texans franchise history on Friday, Jan. 3, 2014. The 44-year old brings 21 years of collegiate and NFL coaching experience to the Bayou City and a tireless work ethic, relentless tenacity, exceptional football acumen and a well-earned reputation for succeeding against all odds.

The former Penn State head coach and New England Patriots offensive coordinator has ascended steadily throughout his coaching career, capitalizing on every earned opportunity at each successive stop with the same drive that brought him to Houston. O'Brien spent the last two years leading Penn State through one of the greatest periods of strife any major college program has endured, garnering national and conference coach-of-the-year awards in the process. In the five years prior to his tenure at Penn State, O'Brien helped lead the New England Patriots to a pair of Super Bowl berths, first as an offensive assistant in 2007 and then again in 2011 as offensive coordinator.

O'Brien's first stop as a head coach proved he has the mettle to handle the toughest of situations as well as the talent and leadership ability to succeed in them. The Brown University alum took on one of the tallest tasks in college football history when he was named head coach at Penn State on Jan. 6, 2012. In addition to replacing Joe Paterno, the all-time winningest head coach in NCAA Football Bowl Division history, O'Brien was saddled with guiding PSU through heavy scholarship reductions, a four-year postseason ban, open transfer policy for players on the roster he inherited and the public aftermath of a devastating scandal that threatened the football program's storied existence.

Odds of success were low, by all counts. O'Brien defied them.

Penn State won eight of its final 10 games to finish the 2012 season 8-4. O'Brien, who also served as offensive coordinator for the Nittany Lions, was named the Bear Bryant, Maxwell Football Club and ESPN National Coach of the Year after winning more games than any other first-year head coach in the program's previous 125 seasons. He also was named the Big Ten Conference's Dave McClain Coach of the Year by media and the Hayes-Schembechler Coach of the Year by coaches.

O'Brien directed a fast-paced unit in 2012 that averaged 437.0 yards per game in conference play to the lead the Big Ten. His offense also produced the conference's top rusher (Zach Zwinak), receiver (Al-

len Robinson) and passer (Matt McGloin). McGloin set nine school records and Robinson set the single-season receptions mark with 77. The team produced six first-team all-conference picks, including All-American defensive lineman Jordan Hill, who was drafted in the third round by the Seattle Seahawks, and linebacker Michael Mauti, a seventh-round draft pick of the Minnesota Vikings. Defensive end Deion Barnes was named the Big Ten Freshman of the Year and was joined by tight end Kyle Carter as a freshman All-America. Mauti and Robinson also were conference award winners at their respective positions. McGloin went on to start six games for the Oakland Raiders in 2013.

The Nittany Lions posted a 7-5 record in 2013 and had upset wins against 18th-ranked Michigan and 14th-ranked Wisconsin in the season finale. Senior guard John Urschel earned the William V. Campbell Award as college football's premier scholar-athlete. Robinson claimed his second Big Ten Receiver of the Year award and joined Urschel in garnering numerous All-America honors. All totaled, 12 Nittany Lions earned all-conference recognition.

A member of the Patriots' coaching staff from 2007 until coming to Penn State, O'Brien rose from offensive assistant his first season to wide receivers coach in 2008 and then quarterbacks coach from 2009-10 prior to his promotion to offensive coordinator/quarterbacks coach in 2011.

The Patriots earned the top seed in the AFC with a 13-3 record and advanced to Super Bowl XLVI with O'Brien coordinating the offense in 2011. New England led the AFC in scoring and ranked third in the NFL with 32.1 points per game, and ranked second in the NFL in total offense (428.0 yards per game) and passing (317.8). Quarterback Tom Brady threw for a career-high 5,235 yards (second in NFL) and 39 touchdowns during the regular season, as the Patriots won their final eight games. Wide receiver Wes Welker set career-highs and led the NFL with 122 receptions for 1,569 yards, which ranked second in the NFL. Welker and tight end Rob Gronkowski, who also set career-bests with 90 receptions for 1,327 yards, ranked No. 1-2 in the AFC in receiving yardage. Gronkowski also led the NFL with 17 touchdown receptions, a record for an NFL tight end, and was second with 18 overall scores.

In O'Brien's second season as quarterbacks coach with the Patriots in 2010, Brady was selected the first unanimous Associated Press NFL MVP after leading

COACHING STAFF

BILL O'BRIEN

the Patriots to an NFL-best 14-2 mark. Brady led the AFC in attempts (1,668), completions (1,096), touch-down passes (103), interception percentage (1.7) and passer rating (104.0), and ranked second in the conference in passing yards (13,533) while O'Brien was his position coach from 2009-11. The future Hall of Famer completed more than 65 percent of his passes each season working with O'Brien, something he had done only once previously and averaged a career-high 8.1 yards per pass attempt during the three-year span.

O'Brien began his coaching career at Brown in 1993 as a tight ends coach before serving as inside linebackers coach in 1994. He joined George O'Leary's Georgia Tech staff in 1995 as a graduate assistant, helping the Yellow Jackets to bowl appearances in each of his last six seasons, including bowl wins against Notre Dame, Stanford and West Virginia. Working with offensive coordinator Ralph Friedgen, O'Brien coached Georgia Tech's running backs from 1998-2000, helping the Yellow Jackets claim the 1998 Atlantic Coast Conference title and a Gator Bowl win against Notre Dame. O'Brien was then promoted to Georgia Tech's offensive coordinator and quarterbacks coach in 2001 and assistant head coach in 2002. In 2001, he helped George Godsey set school season records with 3,085 passing yards and 249 completions, and lead the ACC with 257.1 passing yards per game.

O'Brien joined Friedgen's staff at Maryland in 2003 as running backs coach. The Terrapins finished second in the ACC in rushing in his first season and defeated West Virginia, 41-7, in the Gator Bowl. Following two years in College Park, O'Brien served as offensive coordinator and quarterbacks coach at Duke from 2005-06 before joining the Patriots' coaching staff.

Born in Dorchester, Mass., O'Brien grew up in the Boston suburb of Andover and graduated from St. John's Preparatory School in Danvers. O'Brien went on to play linebacker and defensive end at Brown from 1990-92. He graduated with a double concentration in political science and organizational behavioral management in 1992.

O'Brien and his wife, Colleen, have two sons: Jack, 11, and Michael, 8.



Bill O'Brien was introduced as the franchise's third head coach in a press conference on Jan. 3, 2014.

O'BRIEN'S COACHING LEDGER

2014:	Head Coach, Houston Texans
2012-13:	Head Coach, Penn State University
2011:	Offensive Coordinators/Quarterbacks, New England Patriots
2009-10:	Quarterbacks, New England Patriots
2008:	Wide Receivers, New England Patriots
2007:	Offensive Assistant, New England Patriots
2005-06:	Offensive Coordinator/Quarterbacks, Duke University
2003-04:	Running Backs, University of Maryland
2002:	Asst. Head Coach, Georgia Tech
2001:	Offensive Coordinator/Quarterbacks, Georgia Tech
1998-00:	Running Backs, Georgia Tech
1995-97:	Graduate Assistant, Georgia Tech
1994:	Inside Linebackers, Brown University
1993:	Tight Ends, Brown University

BILL O'BRIEN'S YEAR-BY-YEAR NFL COACHING RESULTS

Year	Team	Position	Reg. Season			Playoffs		
			W	L	T	W	L	Finish
2007	New England Patriots	Offensive Assistant	16	0	0	2	1	AFC East Champions/Super Bowl
2008	New England Patriots	Wide Receivers	11	5	0	0	0	2nd AFC East
2009	New England Patriots	Quarterbacks	10	6	0	0	1	AFC East Champions/Wild Card
2010	New England Patriots	Quarterbacks	14	2	0	1	0	AFC East Champions/Divisional
2011	New England Patriots	Off. Coord./Quarterbacks	13	3	0	2	1	AFC East Champions/Super Bowl
Totals			64	16	0	4	4	



ROMEO CRENNEL

DEFENSIVE COORDINATOR

FIRST SEASON WITH TEXANS/32ND NFL SEASON

Romeo Crennel enters his 32nd year coaching in the NFL, including the last 12 seasons spent as either head coach or defensive coordinator. Crennel was named Texans defensive coordinator on February 5, 2014.

Crennel brings with him a longstanding track record of success, including appearing in six Super Bowls and winning five of them (New York Giants – XXI, New York Giants – XXV, New England – XXXVI, New England – XXXVIII and New England – XXXIX). Additionally, he has been a part of 13 playoff seasons with six conference titles and nine division titles.

Crennel came to Houston following a three-year stint with the Kansas City Chiefs where he served as defensive coordinator (2010-11), interim head coach (2011) and head coach (2012). In that time, his defense ranked 12th overall in the NFL (340.0 yards per game) and sixth in pass defense (214.0 yards per game). Under Crennel's guidance in 2012, the Chiefs sent six players to the Pro Bowl, with four of them on the defensive side of the ball. The Chiefs' six Pro Bowlers were the most the team has sent to the annual all-star game since the 2005 season and the four defensive players were the most making the trip since the 1995 season.

Prior to Kansas City, Crennel spent four seasons as head coach of the Cleveland Browns (2005-08) in his second turn with the organization. In 2007, he led Cleveland to a 10-6 record, the club's best mark since finishing 11-5 in 1994. The Browns won a franchise-record seven consecutive home games in 2007 as six players were selected to the Pro Bowl.

From 2001-04, Crennel served as defensive coordinator with the New England Patriots, where he helped the team win three Super Bowl titles. This was his second go-around with the organization and, during his four seasons in New England, the Patriots registered a 48-16 (.750) regular season record and a 9-0 postseason mark. The Patriots registered 89 interceptions during his tenure, the second-highest total over that span behind only Tampa Bay (95). Crennel's defensive unit also returned an NFL-high 14 interceptions for touchdowns from 2001-04.

In 2004, the Patriots defense tied for second in the NFL, allowing only 16.3 points per game. Crennel's unit ranked third with 45.0 sacks, sixth against the run (98.3 yards per game) and ninth in total defense (310.8 yards per game). The Patriots allowed a mere 45 rushing yards in their Super Bowl XXXIX victory versus Philadelphia.

Crennel was named the NFL Assistant Coach of the Year by the Pro Football Writers of America following the 2003 season. He led a Patriots defensive unit that allowed a

league-low 14.9 points per game, the best single-season mark in team history. Further, the defense did not allow an opponent to score a touchdown on 62 consecutive possessions over a five-game home span. New England led the NFL with 29 interceptions and six defensive touchdowns in the regular season, as the Patriots marched to an eventual win versus Carolina in Super Bowl XXXVIII.

The Patriots ranked sixth in the NFL in 2001, surrendering just 17.0 points per game. During a five-game winning streak to conclude the regular season, New England allowed only one touchdown and seven field goals. St. Louis averaged an NFL-high 31.4 points per game in 2001, but Crennel's unit limited the Rams to just 17 points in New England's Super Bowl XXXVI victory.

Prior to a one-year stint as Cleveland's defensive coordinator/defensive line coach in 2000, Crennel spent three seasons as the defensive line coach with the New York Jets (1997-99). His defense never allowed more than 20.0 points per game in any of his three seasons with that squad. The Jets ranked second in the NFL by allowing 16.6 points per game in 1998 as New York advanced to the AFC Championship Game for the first time since 1982.

Before joining the Jets, Crennel served as the defensive line coach for four campaigns in New England (1993-96). The Patriots defense allowed 12.8 points per game during the final five contests of the 1996 season, helping to propel the club to a berth in Super Bowl XXXI.

Crennel began his NFL coaching career with a 12-year



Romeo Crennel takes over a Texans defense that ranked fourth in the NFL from 2011-13 in total defense.

ROMEO CRENNEL

period with the New York Giants (1981-92), serving as the defensive line coach (1990-92), special teams coach (1983-89) and special teams/defensive assistant coach (1981-82). During his tenure with the Giants, the club qualified for the playoffs six times, claiming wins in Super Bowls XXI and XXV. While with the Giants, Crennel worked with multiple Super Bowl winning head coach's Bill Parcells, Bill Belichick and Tom Coughlin.

Crennel began his coaching career as a graduate assistant in 1970 at his alma mater, Western Kentucky, before enjoying a four-season stint as the school's defensive line coach. From there, Crennel began his longtime association with Parcells at Texas Tech (1975-77) where Parcells served as defensive coordinator. He also spent two years at Mississippi (1978-79) coaching the defensive ends. Crennel concluded his collegiate coaching career with a one-year stop at Georgia Tech (1980).

A four-year starter on the defensive line for Western Kentucky, Crennel was elected captain as a senior. A rash of injuries during his senior season forced him to switch to offensive tackle where he earned team MVP honors. He attended Fort Knox High School in Fort Knox, Ky., and Central High School in Amherst, Va. His brother, Carl, entered the NFL as a ninth-round draft choice (209th overall) of Pittsburgh in 1970, playing one season with the Steelers before enjoying an 11-year career in the Canadian Football League. Crennel and his wife Rosemary have three daughters, Lisa Tulley, Tiffany Strokes and Kristine Cullinane. The Crennels have eight grandchildren.

CRENNEL'S COACHING LEDGER

2014:	Defensive Coordinator, Houston Texans
2012:	Head Coach, Kansas City Chiefs
2011:	Interim Head Coach/Defensive Coordinator, Kansas City Chiefs
2010:	Defensive Coordinator, Kansas City Chiefs
2005-08:	Head Coach, Cleveland Browns
2004:	Defensive Coordinator, New England Patriots
2002-03:	Defensive Coordinator/Defensive Line, New England Patriots
2001:	Defensive Coordinator, New England Patriots
2000:	Defensive Coordinator/Defensive Line, Cleveland Browns
1997-99:	Defensive Line, New York Jets
1993-96:	Defensive Line, New England Patriots
1990-92:	Defensive Line, New York Giants
1983-89:	Special Teams, New York Giants
1981-82:	Special Teams/Defensive Assistant, New York Giants
1980:	Defensive Line, Georgia Tech
1978-79:	Defensive Ends, Mississippi
1975-77:	Defensive Assistant, Texas Tech
1971-74:	Defensive Line, Western Kentucky
1970:	Graduate Assistant, Western Kentucky



BOB LIGASHESKY SPECIAL TEAMS COORDINATOR SECOND SEASON WITH TEXANS/11TH NFL SEASON

Bob Ligashesky enters his first season as Special Teams Coordinator for the Texans after serving as the interim coordinator for the last three games of 2013.

Ligashesky joined the Texans coaching staff as special teams assistant in March of 2013. He is in his 11th NFL season and has an additional 19 years coaching experience in the collegiate ranks.

Ligashesky served as the special teams coordinator for Tampa Bay Buccaneers in 2012. The Buccaneers led the NFL with four blocked punts under Ligashesky's guidance.

Prior to his tenure in Tampa Bay, Ligashesky coached the Denver Broncos tight ends in 2010 before moving on to Oakland as a special teams assistant. From 2007-09, Ligashesky served as the Pittsburgh Steelers special teams coach.

Ligashesky's units led the NFL in kickoff return average allowed and ranked fourth in the league in punt return average allowed on the way to helping Pittsburgh win the Super Bowl in 2008. In 2009, Pittsburgh ranked eighth in the NFL in kickoff return average.

Ligashesky has also had marked success with his kickers at every stop he has made in the professional ranks. In Oakland, Sebastian Janikowski ranked fifth in the NFL by converting 88.6 percent of his field goal attempts for a total of 31, the sixth-highest total in the league. During Ligashesky's three-year tenure in Pittsburgh, Steelers kicker Jeff Reed converted 88.5 percent (77-87) of his field goal attempts, which led the NFL over that span. In Reed's six other NFL seasons, he converted 79.1 percent (136-172) of his attempts.

He began his NFL career as Jacksonville's assistant special teams coach in 2004 before moving on to serve as special teams coach in St. Louis from 2005-06. In St. Louis, Ligashesky tutored Jeff Wilkins, who made 59 field goals in two seasons for the second-highest total in the NFL during that span.

In 2004, Ligashesky helped rookie kicker Josh Scobee

make 24 field goals, which ranked eighth in the NFL that season. Scobee also finished seventh in the league with 11 touchbacks. That year, the Jaguars ranked 10th in punt return average and punt average, and eighth in punts inside the 20-yard line.

Ligashesky, a Pittsburgh native, graduated from Indiana University of Pennsylvania, where he was a defensive back. He also served as a graduate assistant at Wake Forest (1985) and Arizona State (1986-88) and coached at Kent State (1989-90), Bowling Green (1991-99) and Pittsburgh (2000-03) before entering the NFL.

Ligashesky and his wife, Shelley, have one daughter, Sydney.

LIGASHESKY'S COACHING LEDGER

2014:	Special Teams Coordinator, Houston Texans
2013:	Interim Special Teams Coordinator/Special Teams Assistant, Houston Texans
2012:	Special Teams Coordinator, Tampa Bay Buccaneers
2011:	Special Teams Assistant, Oakland Raiders
2010:	Tight Ends, Denver Broncos
2007-09:	Special Teams Coach, Pittsburgh Steelers
2005-06:	Special Teams Coach, St. Louis Rams
2004:	Assistant Special Teams Coach, Jacksonville Jaguars
2000-03:	Tight Ends/Special Teams Coordinator, Pittsburgh
1999:	Assistant Head Coach/Linebackers/Special Teams, Bowling Green
1991-98:	Linebackers/Special Teams Coach, Bowling Green
1989-90:	Outside Linebackers/Special Teams Coach, Kent State
1986-88:	Graduate Assistant, Arizona State
1985:	Graduate Assistant, Wake Forest



JIM BERNHARDT **DIRECTOR OF FOOTBALL RESEARCH** **FIRST SEASON WITH TEXANS/FIRST NFL SEASON**

Jim Bernhardt enters his first season with the Houston Texans in 2014, where he will serve as the Director of Football Research. In his position, Bernhardt will take on an advisory role to Head Coach Bill O'Brien assisting in all aspects of game preparation, management and review, both on and off the field.

Bernhardt came to Houston from Penn State where he served in a similar role under O'Brien as Special Assistant to the Head Coach and Director of Player Development. As a chief advisor to O'Brien, Bernhardt reviewed, evaluated and advised on the entire Penn State football program including practice, game management and planning, compliance, recruiting and football administration.

Prior to his time at Penn State, Bernhardt served as recruiting coordinator and running backs coach at the University of Central Florida from 2005-07 and Director of Football Operations in 2004. In 2005, the Golden Knights won its first Conference USA Eastern Division title and earned a berth in the university's first bowl game, the Sheraton Hawaii Bowl, against Nevada. In that matchup, Kevin Smith set a Hawaii Bowl record with 202 yards rushing and three touchdowns.

In 2007, Smith had one of the most prolific seasons in NCAA history for a running back, rushing for 2,567 yards and 29 touchdowns. His rushing total landed him second on the NCAA all-time single season rushing list, only behind Barry Sanders 1988 season. In his three seasons at UCF under Bernhardt, Smith finished as the Golden Knights' all-time leading rusher and 2007 Conference USA Offensive Player of the Year.

Bernhardt began his coaching career in 1988-89 as the assistant head coach and defensive coordinator at Hofstra University, where they had nationally ranked defenses and qualified for the NCAA playoffs both

seasons he was there. In 1990, Bernhardt became the defensive coordinator and linebackers coach at Brown University, where he coached Texans head coach Bill O'Brien for three seasons before transitioning to the role of offensive coordinator and offensive line coach in 1993.

In addition to coaching the collegiate ranks, Bernhardt also coached at the high school level for 17 years accumulating a .620 winning percentage despite never inheriting a program with a winning record prior to his arrival. Bernhardt garnered Coach of the Year honors four times at four different schools over the course of his coaching career.

A 1983 graduate of Long Island University, C.W. Post campus with a degree in physical education, Bernhardt is also a three-time published writer in the Scholastic Coach magazine and a noted clinic speaker. Bernhardt and his wife, Catherine, have been married for 26 years and have three sons, Jake, Jesse and Jared.

BERNHARDT'S COACHING LEDGER

- 2014: Director of Football Research, Houston Texans
- 2012-13: Special Assistant to the Head Coach/ Director of Player Development, Penn State
- 2005-07: Running Backs/Assistant Special Teams, University of Central Florida
- 2004: Director of Football Operations, University of Central Florida
- 1993: Offensive Coordinator/Offensive Line, Brown University
- 1990-92: Defensive Coordinator/Linebackers, Brown University
- 1988-89: Assistant Head Coach/Defensive Coordinator, Hofstra University



JOHN BUTLER SECONDARY FIRST SEASON WITH TEXANS/FIRST NFL SEASON

John Butler enters his first season with the Houston Texans in 2014, where he will serve as secondary

coach.

Prior to the Texans, Butler spent two seasons at Penn State where he held the role of defensive coordinator and secondary coach for Bill O'Brien in 2013. In his first season working with the secondary, he helped Penn State rank second in the Big Ten and 16th nationally in scoring defense. Four of Butler's defensive players at Penn State went on to be drafted in the NFL in 2013 and 2014.

Butler served as the special teams coordinator and outside linebackers coach at South Carolina in 2011, helping the Gamecocks win a school record 11 games in 2011 and earn their first Top 10 finish. He worked with linebacker Antonio Allen, who earned second-team All-SEC honors from the Associated Press and was the only SEC player to rank in the league's top 10 in tackles, interceptions, forced fumbles and fumble recoveries.

Butler spent four seasons as the linebackers coach and special teams coordinator at the University of Minnesota. In 2010, junior linebacker Gary Tinsley received honorable mention All-Big Ten honors from the conference's media. Two Butler-coached linebackers received all-conference recognition in 2009. As special teams coordinator, Butler presided over one of the best units in the Big Ten during his tenure in Minneapolis. The Gophers averaged better than 22 yards per kick return in three of his four seasons and held their opponents to less than 20 yards per return in two seasons. Minnesota's punt coverage unit was one of the best in the country in 2008 and 2009, holding opponents to an average of just 8.1 yards per return in that two-year span.

Butler served as the linebackers coach and special teams coordinator at Harvard from 2003-06 and the safeties coach and special teams coordinator at Southwest Texas State from 2001-02. He also spent two seasons (1999-00) at Midwestern State where he served as the team's defensive coordinator while mentoring the linebackers and safeties. The 2007 team posted a 7-4 record, the first winning ledger in school history.

While at Harvard, Butler's special teams units annually ranked among the best in the Ivy League, scoring

seven total special teams touchdowns during his tenure, including a 2004 season in which the Crimson registered five special teams scores. In 2004, the Crimson won the Ivy League title with a 10-0 record and ranked 12th in the nation.

In 1997 and 1998, he served as a graduate assistant at the University of Texas under John Mackovic and Mack Brown.

Born in Philadelphia, the 1995 graduate of Catholic University broke into the coaching ranks as the secondary coach after his senior year of playing before taking over as the defensive coordinator in 1996. His team finished in the top 25 in Division III in total defense that season.

As an undergrad, Butler was a four-year letterman and three-year starter at Catholic, where he was part of the biggest turnaround in Division III history. The team went 1-9 in his junior season but rebounded with an 8-2 mark in his senior campaign. He was also a two-year letterwinner in basketball and part of the school's 1992-93 NCAA Tournament team.

Butler and his wife, Carmen, have one son, Manny.

BUTLER'S COACHING LEDGER

2014:	Secondary, Houston Texans
2013:	Defensive Coordinator/Cornerbacks, Penn State
2012:	Secondary, Penn State
2011:	Special Teams Coordinator/Outside Linebackers, South Carolina
2007-10:	Special Teams Coordinator/Linebackers, Minnesota
2003-06:	Special Teams Coordinator/Linebackers, Harvard
2001-02:	Special Teams Coordinator/Safeties, Texas State
1999-00:	Defensive Coordinator/Linebackers/Safeties, Midwestern State
1997-98:	Graduate Assistant, Texas
1996:	Defensive Coordinator/Secondary, Catholic University
1995:	Secondary, Catholic University



DOUG COLMAN ASSISTANT SPECIAL TEAMS FIRST SEASON WITH TEXANS/FIRST NFL SEASON

Doug Colman enters his first season with the Houston Texans in 2014, where he will serve as assistant special teams coach.

Colman came to the Texans after two seasons as the linebackers coach at Coastal Carolina as well as coordinating aspects of the special teams. Colman's presence was immediately felt as Quinn Backus was the two-time Big South Defensive Player of the Year (2012-13), leading the league in tackles both times and breaking his own single-season record with 144 tackles. Backus had four interceptions and scored two touchdowns in 2013, returning an interception and a blocked field goal for scores during the 2013 season.

Colman's efforts at Coastal Carolina also extended to Mike McClure, who was twice named All-Big South Second Team and LaDarius Hawthorne, who earned the 2013 Big South Special Teams Player of the Year award after blocking three field goals, forcing two fumbles, recovering one fumble and registering five tackles on special teams in 2013.

Under Colman's tutelage at Tulane, linebacker Trent Mackey was a two-time All-C-USA selection, earning the Green Wave's only first team selection to the all-league team in 2011. He logged 145 tackles in 12 games in 2011, including 14 tackles for losses, and ranked fourth nationally with 12.08 stops per game. In 2010, Mackey led the team in tackles, ranking 17th in the nation with an average of 10.88 tackles per game, and was voted the Louisiana Football Newcomer of the Year.

Prior to Tulane, Colman spent two seasons at his alma mater, Nebraska, as the defensive quality control coach and was a part of back-to-back Big 12 North Championships in 2008 (co-champions) and 2009, and also participated in the 2008 Gator Bowl and 2009 Holiday Bowl.

Before Nebraska, Colman was an assistant coach for linebackers and special teams for the Amsterdam Admirals in NFL-Europa during the 2007 campaign.

From 2003-07, Colman was the head football coach and physical education teacher for Absegami High School in Galloway, N.J. During his time there, he led the team to a 40-14 overall record and to three straight conference championships (2004-06), the school's only conference titles, four consecutive New Jersey state playoff appearances (2003-06) and to the 2006 state championship in the New Jersey South Group IV, the school's only state title. The team also finished as the 2005 state finalist.

Colman was recognized for his team's success by being named the 2004 and 2005 Cape Atlantic League Conference Coach of the Year, the 2004 National Football Foundation-New Jersey Chapter Coach of the Year and the 2003 Press All-Area Coach of the Year. One of the highlights of his prep coaching career came in 2006 when he served as the head coach for the Adam Taliaferro New Jersey All-Star game.

Colman began his coaching career in the prep game in 2001 at his high school alma mater, Ocean City (N.J.) High School, where he was a freshman football coach. Following a one-year stint at Ocean City HS, he spent the 2002 campaign as the assistant football coach and physical education teacher at Oakcrest High School in Mays Landing, N.J.

Colman played collegiately at the University of Nebraska from 1991-95 and was a part of five Big 8 Conference championships, back-to-back national titles in 1994 and 1995. Nebraska finished 25-0 during his final two seasons and went 23-0-1 in league play during his four-year career. In each of his four years, Nebraska played for the national championship, facing Miami (Fla.) in the 1992 Orange Bowl, Florida State in the 1994 Orange Bowl, Miami (Fla.) in the 1995 Orange Bowl and Florida in the 1996 Fiesta Bowl.

Following his collegiate career, Colman was drafted in the sixth round (171st overall pick) of the 1996 NFL Draft by the New York Giants. He played five seasons in the NFL (1996-2000), playing a total of 64 games for the Giants, Tennessee Titans (including Super Bowl XXXIV) and Cleveland Browns.

Colman starred at Ocean City High School where he is a member of the hall of fame. A native of Ventnor, N.J., Colman received his bachelor's degree in physical education from Nebraska in 2001. Colman and his wife, Colleen, have five children: Logan Marie, Sarah, Matthew, Grace and Anna.

COLMAN'S COACHING LEDGER

- 2014: Assistant Special Teams, Houston Texans
- 2012-13: Linebackers, Coastal Carolina University
- 2010-11: Linebackers, Tulane University
- 2008-09: Defensive Quality Control, Nebraska
- 2007: Assistant Linebackers/Special Teams, Amsterdam Admirals (NFL Europe)
- 2003-07: Head Coach, Absegami H.S.
- 2002: Assistant Coach, Oakcrest H.S.
- 2001: Assistant Coach, Ocean City H.S.





PAUL DUNN

OFFENSIVE LINE

FIRST SEASON WITH TEXANS/SEVENTH NFL SEASON

Paul Dunn enters his first season with the Houston Texans in 2014, where he will serve as the team's offensive line coach.

Dunn came to Houston from the Atlanta Falcons, where he spent the last six seasons coaching the offensive line. In 2012, Dunn's offensive line group helped lead the Falcons to a NFC-best 13-3 mark and one of the most productive offensive seasons in team history. The offensive line was anchored by fifth-year left tackle Sam Baker. Baker returned from injury in 2012 and was credited with only giving up 3.5 sacks according to STATS Inc. in 16 games. His 3.5 sacks allowed ranked tied for third in the NFL amongst tackles that started all 16 games.

Dunn's group of offensive lineman also assisted in producing two 1,000-yard receivers (Roddy White, 1,351 & Julio Jones, 1,198) and allowing quarterback Matt Ryan to have a career-year and earn his second Pro Bowl appearance. In 2012, Ryan set franchise and personal bests in passing yards (4,719), attempts (615), completions (422), consecutive passes without an interception (272), completion percentage (68.6), touchdowns (32), most consecutive completions (22) and most 300-yard games in a season (seven).

In 2011, Dunn's offensive line paved the way for record breaking performances by RB Michael Turner and Ryan. Turner became only the second running back in franchise history to record back to back 1,300-yard seasons and only the third back to log three seasons of 1,300+ rushing yards in team annals. Dunn's offensive line also helped protect Ryan as he threw for a then franchise single-season record 4,177 yards and a then career-high 29 touchdowns.

Dunn's diligent work with the offensive line continued to be a bright spot for the Falcons offense in 2010. Some of the offensive accomplishments achieved through the strong play of the line included setting a team record for most first downs in a season with 353 and scoring the third-most points in club history with 414.

The team's offensive line also helped the Falcons rank third in the NFL in time of possession (32:15), third down conversions (46.7%) and scoring efficiency (scoring on 70 of 178 possessions).

Through the solid blocking of Dunn's offensive line, QB Matt Ryan threw for 3,705 yards and 28 touchdowns. In addition, White broke the club record for receptions in a season with a League-high 115 and Turner pounded his way to another Pro Bowl with an NFC-best 1,317 rushing yards.

In 2009, Atlanta's offensive line blocked for a passing

attack that totaled 3,571 net passing yards, the sixth-highest total in team history (at that time) and the highest mark since the 1996 season. The Falcons also averaged 4.2 rushing yards per carry behind the stout line as Atlanta produced a 9-7 record and back-to-back winning seasons for the first time in franchise history.

In Dunn's first campaign in 2008, the offensive line set a franchise record for the fewest sacks allowed in a season with just 17 (allowing one sack per every 25.5 plays). The following season the trend continued as the unit totaled an average of one sack per every 21.1 plays in 2009, which was the second-best mark for a season in club annals.

In 2008, the offensive line paved the way for the NFL's second ranked rushing offense (152.7 yards per game) and Pro Bowl running back Michael Turner. Turner ranked second in the NFL in rushing (1,699 yards), marking the third-highest rushing total in Falcons history. Under the guidance of Dunn, the offensive line also assisted Turner crossing the goal line a franchise-high 17 times and passing the 200-yard plateau on two occasions. The Falcons' offensive line also provided time for NFL Rookie of the Year QB Matt Ryan as he threw for 3,440 yards (on 265 of 434 passing) with 16 touchdowns.

Prior to joining the Falcons, Dunn served as the Offensive Line Coach (2005-2007) for the University of Pittsburgh Panthers, his alma mater. In 2007, Pitt's offensive line opened holes for freshman running back LeSean McCoy to rush for 1,328 yards while breaking freshman records in touchdowns (14) and points (90), which were previously held by Tony Dorsett. McCoy has developed into a Pro Bowl running back for the Philadelphia Eagles. The offensive line also paved the way for LaRod Stephens-Howling who currently serves as a running back and kick returner for the Pittsburgh Steelers. Before returning to Pittsburgh, Dunn was the Running Game Coordinator and Offensive Line Coach for the Kentucky Wildcats from 2003-04.

Dunn also registered a five-year coaching stint at Kansas State University as the Running Game Coordinator and Offensive Line Coach. During Dunn's tenure, the Wildcats ranked among the nation's top five in scoring four times, including a national-best 48 points per game in 1998. Dunn coached four Kansas State players who earned All-America honors, including first-team honoree Nick Leckey who played for the New Orleans Saints. Additionally, Ryan Lijia earned All-Big 12 honors and was a starting guard for the Super Bowl Champion Indianapolis Colts during the 2006 season. Dunn also guided running back Darren Sproles, who is a current running back for

PAUL DUNN

the Philadelphia Eagles. Sproles graduated ranked 11th on the all-time college rushing yards list and sixth in all-purpose yards.

Dunn earned his coaching start at Pittsburgh as a graduate assistant in 1983. A three-year letterman during his collegiate career at Pitt (1978-82), Dunn was a member of four teams that finished in the Top 10. The Panthers went 11-1 in three consecutive years (1979-81), including the 1980 campaign when Pitt was named the nation's top team by the New York Times. Four of Dunn's teammates at Pitt are members of the Pro Football Hall of Fame (Chris Doleman, Ricky Jackson, Russ Grimm, Dan Marino) and five are members of the College Football Hall of Fame (Marino, Bill Fralic, Jimbo Covert, Mark May, Hugh Green).

Dunn and his wife, Melody, have three children, two daughters, Katlyn and Kelsey, and one son, Casey.



CRAIG FITZGERALD HEAD STRENGTH AND CONDITIONING FIRST SEASON WITH TEXANS/FIRST NFL SEASON

Craig Fitzgerald enters his first season with the Houston Texans in 2014, where he will serve as head

strength and conditioning coach.

Fitzgerald served as Penn State Director of Strength and Conditioning from 2012-13 after spending the previous three seasons (2009-11) overseeing the University of South Carolina strength & conditioning program for football.

Prior to his time at South Carolina, Fitzgerald held the title of Director of Strength and Conditioning at Harvard, where the football team won back-to-back Ivy League titles over his final two years. While at Harvard, he oversaw the training of all 41 NCAA teams, the largest number in the country.

Fitzgerald served as the Assistant Director of Strength and Conditioning at his alma mater, the University of Maryland, from 2000-05. At Maryland he directed the training for men's basketball, men's lacrosse, women's volleyball, and wrestling while assisting the training for football.

He began his professional career at The Catholic University of America as its first Director of Strength and Conditioning from 1997-99. He then logged a six-month stint as a graduate assistant at Arizona State University before returning to his alma mater.

A native of Philadelphia, Pa., Fitzgerald holds a double degree in political science and history from Maryland, graduating in 1997. He was a three-time letterwinner (1994-96) for the Terrapin football squad.

DUNN'S COACHING LEDGER

- 2014: Offensive Line, Houston Texans
- 2012-13: Offensive Line, Atlanta Falcons
- 2008-11: Assistant Offensive Line, Atlanta Falcons
- 2005-07: Offensive Line, Univ. of Pittsburgh
- 2003-04: Run Game Coordinator/Offensive Line, Kentucky
- 1998-02: Run Game Coordinator/Offensive Line, Kansas St.
- 1996-97: Offensive Line, Vanderbilt
- 1994-95: Offensive Line, University of Cincinnati
- 1990-93: Offensive Line, Maine
- 1989: Offensive Line, Rutgers
- 1986-88: Offensive Line, Edinboro
- 1984-85: Graduate Assistant, Penn State
- 1983: Graduate Assistant, University of Pittsburgh

Fitzgerald is a certified strength and conditioning specialist through both the National Strength & Conditioning Association (NSCA) and through the Collegiate Strength & Conditioning Coaches Association (CSCCA).

In May 2010, Fitzgerald earned the certification of Master Strength and Conditioning Coach by the Collegiate Strength and Conditioning Coaches association (CSCCa), the highest honor given in the strength and conditioning coaching profession.

Fitzgerald and his wife, Mary, have three sons, Mac, Joe and Luke.

FITZGERALD'S COACHING LEDGER

- 2014: Head Strength and Conditioning, Houston Texans
- 2012-13: Director of Strength and Conditioning, Penn State
- 2009-11: Director of Football Strength and Conditioning, South Carolina
- 2005-09: Director of Strength and Conditioning, Harvard
- 2000-05: Assistant Director of Strength and Conditioning, Maryland
- 1999: Graduate Assistant Strength and Conditioning Coach, Arizona State
- 1997-98: Director of Strength and Conditioning, Catholic University
- 1997-98: Special Teams Coordinator/Tight Ends, Catholic University



GEORGE GODSEY

QUARTERBACKS

FIRST SEASON WITH TEXANS/FOURTH NFL SEASON

George Godsey enters his first season with the Houston Texans in 2014, where he will serve as quar-

terbacks coach.

Godsey came to the Texans after three years with the New England Patriots, first as offensive assistant in 2011 and then as tight ends coach the past two seasons. It was in 2011 when he first coached on the same staff as Texans head coach Bill O'Brien who was the Patriots offensive coordinator/quarterbacks coach that season.

In Godsey's first season with the Patriots as offensive assistant in 2011, the team earned the top seed in the AFC with a 13-3 record and advanced to Super Bowl XLVI. New England led the AFC in scoring and ranked third in the NFL with 32.1 points per game, and ranked second in the NFL in total offense (428.0 yards per game). The past two seasons, he has guided the tight ends, including Rob Gronkowski who earned a spot in the Pro Bowl following the 2012 season with his team-leading 11 touchdowns in 11 games played. In 2013, Gronkowski, who played just seven games due to injuries, averaged a career-high 84.6 yards per game.

Prior to joining the Patriots, Godsey spent the previous seven seasons (2004-10) at Central Florida under head coach George O'Leary, who O'Brien coached with at Georgia Tech from 1995-01.

Godsey was the running backs coach in 2009-10 and the quarterbacks coach from 2005-08 after originally joining the staff as a graduate assistant in 2004. During his tenure there, UCF won two Conference USA titles as well as recording the team's first 11-win season in school history in 2010 and first bowl victory that season with a 10-6 win over Georgia in the AutoZone Liberty Bowl.

In Godsey's final season as running backs coach at

UCF in 2010, the team finished with 36 rushing touchdowns to lead Conference USA. The previous season, the Knights rushed for 20 touchdowns, tying for its second-highest total in a decade at the time, after rushing for eight scores the year before. As quarterbacks coach for UCF, Godsey was pivotal in the development of Kyle Isreal and Steven Moffett, who finished seventh and sixth, respectively, in passing efficiency in school history.

Godsey played quarterback at Georgia Tech from 1998-01, where he first crossed paths with O'Brien, the running backs coach from 1998-00 and offensive coordinator/quarterbacks coach in 2001. Godsey set the school record for career completion percentage (63.3) and ranks second in career passing efficiency rating (143.64). Godsey later went on to play one season in the Arena Football League with the Tampa Bay Storm and was part of the 2003 team that won the Arena Bowl title.

A native of Tampa, Fla., Godsey was born on Jan. 1, 1979 and hails from a strong football family. His father played football for Bear Bryant at Alabama, older brother played at the Air Force Academy and younger brother suited up at both quarterback and tight end for Notre Dame.

GODSEY'S COACHING LEDGER

2014:	Quarterbacks, Houston Texans
2012-13:	Tight Ends, New England Patriots
2011:	Offensive Assistant, New England Patriots
2009-10:	Running Backs, University of Central Florida
2005-08:	Quarterbacks, University of Central Florida
2004:	Graduate Assistant, University of Central Florida



SEAN HAYES

ASSISTANT STRENGTH AND CONDITIONING

FIRST SEASON WITH TEXANS/FIRST NFL SEASON

Sean Hayes enters his first season with the Houston Texans in 2014, where he will serve as assistant strength and conditioning coach.

Hayes came to Houston from Penn State, where he served as assistant strength and conditioning coach for football under Craig Fitzgerald for the 2012-13 seasons.

Prior to Penn State, Hayes served as a graduate assistant football and strength and conditioning coach at Jacksonville University from 2010-11. At Jacksonville, he was the varsity outside linebackers coach and junior varsity defensive coordinator in addition to assisting with strength and conditioning program.

A native of Merritt Island, Fla., Hayes is a Harvard University graduate (2009) and played linebacker on the Crimson football team. As a senior, he garnered second

team All-Ivy League recognition. In the first six months of 2010, Hayes was a player/coach for the L'Hospitalet Pioneers of the European Football League, helping the team win the Spanish national championship (LNFA) and a top 10 ranking among all European teams.

HAYES' COACHING LEDGER

- 2014: Assistant Strength and Conditioning, Houston Texans
- 2012-13: Assistant Strength and Conditioning, Penn State
- 2010-11: Graduate Assistant Football Strength and Conditioning/Outside Linebackers, Jacksonville University
- 2010: Player/Coach, L'Hospitalet Pioneers (EFL)



STAN HIXON

WIDE RECEIVERS

FIRST SEASON WITH TEXANS/NINTH NFL SEASON

Stan Hixon enters his first season with the Houston Texans in 2014, where he will serve as wide receivers coach. Hixon came to Houston from Penn State, where he served as assistant head coach and wide receivers coach for from 2012-13 after eight seasons in the NFL.

In his time at Penn State, Hixon coached Allen Robinson to two of the most prolific seasons for a wide receiver in school history as Robinson set school records with 97 receptions and 1,432 yards during the 2013 season. Robinson finished his three-year career at Penn State ranked second in career receptions (177) and third in receiving yardage (2,474) despite only having three catches for 29 yards in the season prior to Hixon's arrival.

Robinson was the first player since 1985 to lead the Big Ten in receptions and receiving yardage in consecutive seasons. Robinson's combined 174 receptions and 2,445 receiving yards the past two years both ranked third Big Ten history for consecutive seasons.

Hixon spent the 2010 and 2011 seasons as wide receivers coach of the Buffalo Bills. In 2010, he helped Stevie Johnson breakout on the NFL scene, posting career highs and leading the Bills in receptions (82), receiving yards (1,073), and touchdowns (10) and was the fourth wide receiver to post 1,000 yards and 10 touch-

downs in a season in Bills history.

In Washington he guided a veteran unit, led by Santana Moss and Antwaan Randle El. Randle El's four receiving touchdowns in 2009 set a career high.

Under Hixon's tutelage in 2008, WR Santana Moss had 79 receptions for 1,044 yards and six touchdowns. This marked the third 1,000 yard receiving season of Moss's career, and his second with 75 or more catches. Additionally in 2008, WR Antwaan Randle El recorded 53 receptions for 593 yards and four touchdowns.

Hixon guided Moss to a breakout season in 2005 that ended with his first trip to the Pro Bowl. Moss set a new Redskins franchise record with 1,483 receiving yards on the season. Moss also led the team in receptions (84) and average yards per catch (17.7) and was second with nine touchdowns. He finished second in the NFL in receiving yards and 10th in receptions. Moss was named NFC Offensive Player of the Week twice after remarkable performances at Dallas (five catches, 159 yards, two TDs) and home against the New York Giants (five catches, 160 yards, three TDs).

Prior to joining the Redskins, Hixon coached four years at LSU (2000-03), where he coached eight players at the college level that went on to careers in the NFL. He served as associate head coach in addition to wide receivers coach and was part of the Tigers' 2003 NCAA National Championship team. Under Hixon's



STAN HIXON

guidance, three Tigers had 1,000-yard receiving season and he had a player named All-SEC three times.

In 2001, Hixon coached Josh Reed to one of the most dominating seasons ever by a receiver in SEC history. Reed caught a school-record 94 passes for an SEC-record 1,740 yards and seven touchdowns. He was named an All-American and won the Fred Biletnikoff Award, given to college football's top wide receiver. Reed completed his three-year college career, two of which were coached by Hixon, with a then-SEC record 3,001 receiving yards on 167 receptions.

Prior to LSU, Hixon coached wide receivers at Georgia Tech (1995-99), developing a pair of All-ACC receivers in Kelley Campbell and Dez White. He previously coached running backs for two seasons at Wake Forest (1993-94).

Hixon served as wide receivers coach at South Carolina (1989-92), producing All-Americans Robert Brooks and Eddie Miller, and at Appalachian State (1983-88). He began his college coaching career overseeing running backs at Morehead State (1980-82).

A member of the Lakeland (Fla.) High School Hall of Fame, Hixon was a standout receiver at Iowa State.

He starred in the Peach Bowl in 1977 and the Hall of Fame Bowl in 1978. A native of Lakeland, Fla., he earned his bachelor's degree in physical education from Iowa State and earned his master's degree at Morehead State. Hixon and his wife, Rebecca, have three children: son Drew and daughters Adele and Avis and three grandkids.

HIXON'S COACHING LEDGER

- 2014: Wide Receivers, Houston Texans
- 2012-13: Assistant Head Coach/Wide Receivers, Penn State
- 2010-11: Wide Receivers Buffalo Bills
- 2004-09: Wide Receivers, Washington Redskins
- 2000-03: Associate Head Coach/Wide Receivers, Louisiana State
- 1995-99: Wide Receivers, Georgia Tech
- 1993-94: Running Backs, Wake Forest
- 1989-92: Wide Receivers, South Carolina
- 1983-88: Wide Receivers/Tight Ends, Appalachian State
- 1980-82: Running Backs, Morehead State



TIM KELLY

OFFENSIVE QUALITY CONTROL

FIRST SEASON WITH TEXANS/FIRST NFL SEASON

Tim Kelly enters his first season with the Houston Texans in 2014, where he will serve as offensive quality control coach.

Kelly came to Houston from Penn State, where he served as a graduate assistant under Bill O'Brien, having held the same position at Ball State in 2011.

Before he went to Ball State, Kelly was the defensive coordinator, defensive line coach and recruiting coordinator at Minnesota State-Moorhead for the 2010 season.

Kelly spent the 2008-09 seasons at Illinois Wesleyan, where he was the defensive line coach for the 2009 CCIW Championship team that was ranked ninth among all defenses at the NCAA DIII level. He also coached two first-team All-Conference selections.

A native of Chicago Heights, Ill., Kelly played defensive tackle at Eastern Illinois, starting all 48 games in his collegiate career and serving as the team's captain in 2007. He was named to the Capital One Academic All-District V Team in 2006 and 2007.

KELLY'S COACHING LEDGER

- 2014: Offensive Quality Control, Houston Texans
- 2012-13: Graduate Assistant, Penn State
- 2011: Graduate Assistant, Ball State
- 2010: Defensive Coordinator/Defensive Line, Minnesota State-Moorhead
- 2008-09: Defensive Graduate Assistant, Illinois Wesleyan



BILL KOLLAR

DEFENSIVE LINE

SIXTH SEASON WITH TEXANS/26TH NFL SEASON

Bill Kollar is in his sixth year as the Texans defensive line. Kollar, who played eight seasons in the NFL as a defensive lineman, has 26 years of experience coaching in the NFL, including the last 25 as a defensive line coach. Prior to Houston, he spent the previous three years coaching the defensive line in Buffalo.

Kollar's unit has thrived after switching to a 3-4 scheme in 2011, fronting a defense that ranks fourth in yards allowed (324.3) and rushing yards allowed (105.3) in the last three seasons. The Texans have also posted back-to-back seasons with a franchise-record 44 sacks in 2011 and 2012, ranking fifth in the NFL.

Kollar's line once again was productive for the Texans in 2013. For the second consecutive season, J.J. Watt was selected to the Pro Bowl and earned All-Pro First Team honors after recording 10.5 sacks and leading the NFL with 46 quarterback hits. Fourth-year nose tackle Earl Mitchell posted a career-best 87 tackles.

Several defensive linemen posted career numbers in 2012, including the Watt, who won the Associated Press Defensive Player of the Year award after leading the NFL with 20.5 sacks and becoming the first player in history with at least 14 sacks and 14 passes defended in the same season. Defensive end Antonio Smith set a career high with 7.0 sacks.

Kollar helped the Texans transition from a 4-3 to a 3-4 scheme with great success in 2011 and received huge contributions from the defensive line. Houston saw the third-largest defensive improvement in NFL history since the 1970 AFL-NFL merger. The Texans ranked second in the NFL in total defense with 285.7 yards per game in 2011 after giving up 376.9 yards per game and ranking 30th in 2010. The defensive line played its part in helping the Texans set team records for rushing yards allowed (96.0 per game) and sacks (44). Smith earned his first career Pro Bowl berth with a career-high 6.5 sacks. Watt earned team Rookie of the Year honors and was named to the PFV/PFWA All-Rookie team after recording 5.5 sacks and 56 tackles in the regular season.

Kollar directed Houston's first line of defense to the two best run-stopping seasons in franchise history in his first two years with the team. In addition, the Texans defense recorded at least 30 sacks in three consecutive seasons for the first time in franchise history from 2009-11 under Kollar's tutelage. Houston's 2010 rush defense held three opponents to less than 50 yards and set a franchise record by limiting Washington to 18 yards rushing in an overtime win.

Several individuals posted personal bests on Kollar's defensive line in 2010. Veteran defensive tackle Shaun Cody started all 16 games for the first time in his career and registered a career-high 38 tackles, while defensive tackle Amobi Okoye

also set a career high with 44 tackles. Defensive end Mario Williams fought through injury the entire season to lead the team with 8.5 sacks despite spending the final three games of the season on injured reserve.

In his first season with the Texans, Kollar helped the defensive line improve throughout the season. Williams led the team with 9.0 sacks and earned his second consecutive Pro Bowl trip. Rookie defensive end Connor Barwin and free agent Smith were second on the team with 4.5 sacks apiece. The unit was a key on the defense's overall improvement, helping hold opponents to 84.3 yards per game on the ground in the last 13 contests.

Prior to his stint with Buffalo, Kollar coached the defensive line in St. Louis from 2001-05. Kollar helped defensive end Leonard Little emerge as a premier sack artist, with 57 sacks in that time. The Rams earned a trip to the Super Bowl in 2001, Kollar's first season with the team.

From 1990-2000, Kollar worked as the Atlanta Falcons defensive line coach. In 1998, the Falcons' defensive line tied for the NFL lead by giving up only six rushing touchdowns and set a team record by allowing an average of 75.2 rushing yards as Atlanta won the NFC Championship and earned a trip to Super Bowl XXXIII.

Kollar, 61, began his coaching career as a defensive assistant/special teams for Tampa Bay in 1984. He spent a year as a graduate assistant at Illinois in 1985 following his year in Tampa Bay. He was promoted to defensive line/special teams coach for the Illini in 1986 and spent two years in that position. Kollar assumed the same role at Purdue from 1988-89 before returning to the NFL.

Kollar was an All-America defensive lineman at Montana State and earned the Most Valuable Player award at the 1974 Senior Bowl and was inducted into the Senior Bowl Hall of Fame in April 2014. He was selected in the first round (23rd overall) of the 1974 NFL Draft by the Cincinnati Bengals and played eight seasons for Cincinnati and Tampa Bay.

Kollar and his wife, Jan, have two sons, Chad and Clint.

KOLLAR'S COACHING LEDGER

2014	Defensive Line, Houston Texans
2009-13:	Assistant Head Coach/Defensive Line, Houston Texans
2007-08:	Defensive line, Buffalo Bills
2001-05:	Defensive line, St. Louis Rams
1990-00:	Defensive line, Atlanta Falcons
1988-89:	Defensive line/special teams, Purdue
1986-87:	Defensive line/special teams, Illinois
1985:	Graduate assistant, Illinois
1984:	Defensive assistant/special teams, Tampa Bay Buccaneers





WILL LAWING **DEFENSIVE QUALITY CONTROL** **FIRST SEASON WITH TEXANS/FIRST NFL SEASON**

Will Lawing enters his first season with the Houston Texans in 2014, where he will serve as defensive qual-

ity control coach.

Lawing came to Houston from Penn State, where he served as a graduate assistant under Bill O'Brien for the 2012 season.

Prior to Penn State, Lawing spent four seasons with Juniata College as the program's offensive coordinator (2011-12), passing game coordinator (2010) and tight ends coach (2009). In addition to his coaching duties, Lawing also was Juniata's recruiting coordinator.

A 2008 graduate of the University of North Carolina, with a bachelor's degree in exercise and sport science, Lawing was a four-year member of the UNC football team.

LAWING'S COACHING LEDGER

2014:	Defensive Quality Control, Houston Texans
2013:	Graduate Assistant, Penn State
2011-12:	Offensive Coordinator, Juniata College
2010:	Passing Game Coordinator, Juniata College
2009:	Tight Ends, Juniata College



CHARLES LONDON **RUNNING BACKS** **FIRST SEASON WITH TEXANS/FIFTH NFL SEASON**

Charles London enters his first season with the Houston Texans and fifth overall in the NFL in 2014, where he will

serve as running backs coach.

Prior to the Texans, London spent the past two seasons at Penn State as the running backs coach and recruiting coordinator for Bill O'Brien. London was instrumental in the progression of running back Zach Zwinak who rushed for 1,989 yards over the last two seasons, good for the third-most rushing yards by a running back in the Big Ten in that time. Zwinak's 12 rushing touchdowns in 2013 tied for the fourth-most rushing scores in the conference.

In 2011, London served as offensive assistant and quality control coach for the Tennessee Titans. He helped lead the Titans to a three-win improvement from 6-10 to 9-7, narrowly missing the playoffs due to a tiebreaker. That season, the Titans passing offense improved 11 spots to 12th in the NFL (245.2 yards per game) from 25th (194.2 yards per game).

London spent the 2010 season as a pro scout for the Philadelphia Eagles, helping them gain a playoff berth. Before Philadelphia, he worked three years as an offensive assistant with the Chicago Bears (2007-09). His first year with the Bears was as a quality control coach on offense and his final two years were as offensive assistant/assistant wide receivers coach.

London also has three years of coaching experience at his alma mater, Duke (2004-06). He started as a graduate assistant in his first two years and was the running backs coach in his final year. During the summer of 2005, as part of the NFL's Minority Internship program, he did a coaching internship with the New England Patriots.

Prior to entering the coaching world, London gained experience as an Events Manager for Disney's Wide World of Sports from 1998-99, Stadium Assistant Manager for the Cleveland Browns from 1999-2001 and Director of Stadium Operations for Gillette Stadium from 2001-04.

As a player at Duke (1994-96), London saw action in 34 games at running back over three years for the Blue Devils and also lettered as a sprinter for the track team. Duke's 1994 team earned a berth in the Hall of Fame Bowl. He also earned the football team's Trinity Teammate Award and Carmen Falcone Award for excellence in athletics and academics in 1996 and the College Football Hall of Fame Foundation Award in 1997. Additionally, he was a member of the ACC Honor Roll in 1996-97. London earned an undergraduate degree in political science from Duke in 1997 and a graduate degree in humanities in 2006.

LONDON'S COACHING LEDGER

2014:	Running Backs, Houston Texans
2012-13:	Running Backs/Recruiting Coordinator, Penn State
2011:	Offensive Assistant/Quality Control, Tennessee Titans
2010:	Pro Scout, Philadelphia Eagles
2008-09:	Offensive Assistant/Assistant Wide Receivers, Chicago Bears
2007:	Offensive Assistant/Quality Control, Chicago Bears
2006:	Running Backs, Duke
2004-05:	Graduate Assistant, Duke



ANTHONY MIDGET ASSISTANT SECONDARY FIRST SEASON WITH TEXANS/FIRST NFL SEASON

Anthony Midget enters his first season with the Houston Texans in 2014, where he will serve as assistant secondary coach.

Prior to the Texans, Midget spent one season at Penn State where he held the role of safeties coach for Bill O'Brien in 2013. In his one year at the helm, Penn State's pass defense efficiency ranked fifth in the Big Ten and the secondary joined Ohio State as the only two teams in the Big Ten to have three players rank in the top 20 of passes defended in the conference.

From 2008-12, Midget first served as secondary coach and special teams coordinator (2008-11) before becoming defensive coordinator (2012) at Georgia State. In his tenure at Georgia State, he helped work with kick returner Albert Wilson who lead the Colonial Athletic Association in kickoff returns with a 25.9 average en route to being selected CAA Co-Special Teams Player of the Year in 2012. Midget was also instrumental in the development of punter Lain Vance who was a third-team All-American in 2010.

Midget joined the collegiate coaching ranks as a graduate assistant at Virginia Tech, his alma mater, helping the Hokies win the 2007 Atlantic Coast Con-

ference title. He began his coaching career at Lake Worth (Fla.) High School, where he served as an assistant coach.

Midget was a four-year letterman and a three-year starter at cornerback at Virginia Tech. As a senior in 1999, he earned third-team All-America and first-team All-Big East honors, helping the Hokies reach the BCS Championship game. He also was named to the Big East All-Academic team and the Athletic Director's Honor Roll. Additionally, he was selected by the Atlanta Falcons in the fifth round (134th overall) of the 2000 NFL Draft.

Midget and his wife, Tresica, have one daughter, Anaiya.

MIDGET'S COACHING LEDGER

2014:	Assistant Secondary, Houston Texans
2013:	Safeties, Penn State
2012:	Defensive Coordinator, Georgia State
2008-11:	Secondary/Special Teams Coordinator, Georgia State
2007:	Graduate Assistant, Virginia Tech
2003-06:	Assistant Coach, Lake Worth (Fla.) High School



JOHN PERRY TIGHT ENDS FIRST SEASON WITH TEXANS/FIRST NFL SEASON

John Perry enters his first season with the Houston Texans in 2014, where he will serve as tight ends

coach.

Perry spent last season as the passing game coordinator and quarterbacks coach at the University of Delaware, where he mentored Trent Hurley, who led all Colonial Athletic Association quarterbacks in passing rating (155.2) and ranked among the league leaders with 2,207 passing yards and 22 touchdowns. Delaware's offense ranked No. 2 in the CAA in scoring offense (32.8 points per game), No. 3 in passing offense (240.0 yards per game), and No. 4 in passing efficiency offense (143.84).

Prior to Delaware, Perry served as head coach at NCAA II Merrimack for five seasons (2008-12) where he led the squad to record of 29-21 and the 2009 North-

east-10 title. During his tenure, Merrimack produced six All-Americans and two Northeast-10 Conference Players of the Year.

Perry's up-tempo, high-scoring offense was tops in the league for all five of his seasons on campus, as Merrimack won its first-ever Northeast-10 Championship in 2009. He also helped elevate the program to new heights, guiding former All-American linebacker Shawn Loiseau to the NFL, becoming the first Merrimack alum to sign an NFL contract with Houston in 2012.

The team ranked No. 2 in the nation in total offense in 2012 at 525.8 yards per game and also finished in the Top 10 nationally in that category in 2009 (4th), 2010 (9th), and 2011 (7th).

He began his coaching career as running backs coach at Northeastern in 1993 and later served as receivers coach at Brown (1994-96), receivers coach and recruit-



JOHN PERRY

ing coordinator at New Hampshire (1997-98), offensive coordinator at Dartmouth (1999-2004), associate head coach and quarterbacks coach at Georgetown (2005), offensive coordinator at Hofstra (2006) and associate head coach and quarterbacks coach at New Hampshire (2007). He coached numerous All-Americans and NFL signees along the way, including Ricky Santos.

A 1992 graduate of New Hampshire, Perry enjoyed a standout career as a football and basketball player for the Wildcats. He was a four-year starter in football, served as team captain as a senior, and was a two-time All-Yankee Conference selection while setting several receiving records. Perry and his wife, Jen, have three children, Caitlin, John, and Elizabeth.

PERRY'S COACHING LEDGER

2014:	Tight Ends, Houston Texans
2013:	Passing Game Coordinator/Quarterbacks, Delaware
2008-12:	Head Coach, Merrimack College
2007:	Associate Head Coach/Quarterbacks, New Hampshire
2006:	Offensive Coordinator, Hofstra
2005:	Associate Head Coach/Quarterbacks, Georgetown
1999-04:	Offensive Coordinator, Dartmouth
1997-98:	Wide Receivers/Recruiting Coordinator, New Hampshire
1994-96:	Wide Receivers, Brown
1993:	Running Backs, Northeastern



ANTHONY PLEASANT ASSISTANT STRENGTH AND CONDITIONING FIRST SEASON WITH TEXANS/FOURTH NFL SEASON

Anthony Pleasant enters his first season with the Houston Texans in 2014, where he will serve as assistant strength and conditioning coach.

Pleasant came to Houston from Kansas City, where he served as defensive line coach from 2010-2012. He served an NFL Minority Coaching Fellowship with the Chiefs in 2009, working closely with the club's defensive ends, before being promoted to his role as defensive line coach.

In his three seasons overseeing the defensive line, the Chiefs defensive front accounted for 25.5 sacks and 71 quarterback pressures.

Pleasant owns 14 seasons of NFL playing experience as a defensive lineman, seeing duty in 202 regular season games (157 starts) with Cleveland (1990-95), Baltimore (1996), Atlanta (1997), the New York Jets (1998-99), San Francisco (2000) and New England (2001-03). He is one of just five active NFL assistant coaches to own 200 or more games of playing experience.

It was during his tenure as a player with the Jets that Pleasant began his association with current Texans defensive coordinator Romeo Crennel, who served as the team's defensive line coach. He finished his career with 598 tackles (407 solo), 58.0 sacks (-345.5 yards),

two INTs, 13 forced fumbles and two fumble recoveries.

The Century, Fla., native started seven career playoff games, owning Super Bowl XXXVI and XXXVIII rings from his tenure with New England. Pleasant produced 26 tackles (25 solo), a sack and a pass defended in the postseason. He originally entered the NFL as a third-round pick (73rd overall) of Cleveland in the 1990 NFL Draft.

Pleasant was a three-year letterman at Tennessee State, recording 140 tackles (88 solo), 32.0 tackles for loss, 21.0 sacks, two fumble recoveries, two forced fumbles and five passes defended. He joined a long line of Tennessee State defensive ends to earn Pro Bowl honors in the NFL, including Richard Dent, Claude Humphrey and Ed "Too Tall" Jones. Pleasant earned All-Ohio Valley Conference accolades as a senior. He was an all-state performer as a defensive lineman at Century High School, where he also played basketball and baseball.

PLEASANT'S COACHING LEDGER

2014:	Assistant Strength and Conditioning, Houston Texans
2010-12:	Defensive Line, Kansas City Chiefs



MIKE VRABEL

LINEBACKERS

FIRST SEASON WITH TEXANS/FIRST NFL SEASON

Mike Vrabel enters his first season with the Houston Texans in 2014, where he will serve as linebackers

coach.

Vrabel came to Houston from Ohio State, where he served as defensive line coach for the 2012-13 seasons after starting his coaching career in role of linebackers coach for the Buckeyes in 2011.

In 2012, Vrabel coached four Ohio State defensive linemen who were either drafted into the NFL or signed free agents contracts. Johnathan Hankins was a second-round draft pick of the New York Giants. John Simon was a fourth-round pick of the Baltimore Ravens after a senior season where he was named the Big Ten's Defensive Player of the Year and its Defensive Lineman of the Year.

Vrabel's talents as a recruiter earned him a national Top 25 recruiter honor in 2013 from Rivals.com and in 2012 he was named the ESPN.com Big Ten Recruiter of the Year.

The Akron, Ohio, native embarked on what would become a distinguished NFL career with three teams following his Ohio State playing days. It was a professional career that saw him a part of the New England Patriots' dynamic run of three Super Bowls in four years (2001, 2003, 2004). In 2007, as a member of the Patriots, he was named to the Pro Bowl and a month later

was named All-Pro.

On top of these accomplishments, Vrabel's professional career included 14 seasons, a total of 206 games played with Pittsburgh, New England and Kansas City, 140 starts and enough impressive statistics - 57 sacks, 11 interceptions, 17 forced fumbles and 13 touchdowns receiving (as a tight end), including two in Super Bowls.

Drafted in the third round of the 1997 NFL Draft by Pittsburgh, Vrabel spent four years with the Steelers, a starter for eight seasons with the Patriots and spent the last two years with Kansas City.

Vrabel, who has his degree from Ohio State in exercise science, was a dominant performer for the Buckeyes while earning back-to-back All-American honors and twice being named Big Ten Conference Defensive Lineman of the Year (1995 and 1996). He was the first to win the lineman award two times.

Vrabel, attended Walsh Jesuit High School in Akron. He and his wife, Jennifer, are the parents of two sons: Tyler and Carter.

VRABEL'S COACHING LEDGER

2014: Linebackers, Houston Texans
2012-13: Defensive Line, Ohio State
2011: Linebackers, Ohio State

TEXANS COACHES IN THE BIG GAME

Houston's coaching staff is stocked with coaches who have played, coached, or played and coached in the NFL's biggest game, the Super Bowl. They are listed below:

COACHED	TEAM	SUPER BOWLS	PLAYED	TEAM	SUPER BOWLS
Romeo Crennel, Spec. Tms	NY Giants	XXI#	Mike Vrabel, LB	New England	XXXVI*#, XXXVIII*#, XXXIX*#, XLII*
Romeo Crennel, DL	NY Giants	XXV#			
Romeo Crennel, Def. Coord.	New England	XXXI, XXXVI#, XXXVIII#, XXXIX#	Doug Colman, LB	Tennessee	XXXIV
			Anthony Pleasant, DE	New England	XXXVI*#
George Godsey, Off. Asst.	New England	XLVI			
Bill Kollar, DL	Atlanta	XXXIII			
Bill Kollar, DL	St. Louis	XXXVI			
Bob Ligashesky, TE/Spec. Tms	Pittsburgh	XLIII#			
Bill O'Brien, Off. Coord.	New England	XLVI			
Bill O'Brien, Off. Asst.	New England	XLII			

*Denotes starter; #Denotes winning team

- Denotes winning team





**“EVERY TIME YOU STEP OUT ON
THAT FIELD YOU NEED TO BE
THE BEST.”** -JJ WATT

FORD F-SERIES – BEST-SELLING TRUCKS FOR 37 YEARS



OFFICIAL TRUCK AND SUV



BEST IN TEXAS
TexasFord.com



FOOTBALL OPERATIONS



BRIAN GAINE DIRECTOR OF PRO PERSONNEL

Brian Gaine was named director of pro personnel for the Houston Texans on Feb. 10, 2014. Gaine, who is in his 16th season in the NFL, directs

the pro scouting department, including all pro player evaluation, the advance scouting process, free agency and the monitoring of player transactional movement in all professional leagues.

From 2008-2013, Gaine worked in various leadership roles in the player personnel department for the Miami Dolphins. From June 2012 to January 2014, Gaine served as the assistant general manager. In that role, he worked directly with team management on the evaluation of players at the collegiate and professional levels while also holding supervisory and administrative responsibilities.

From April 2011 to June 2012, he functioned as the Dolphins' director of player personnel, working closely with the general manager on all player personnel evaluation and provided oversight and direction of both the pro and college scouting departments. Gaine began his career with the Dolphins as the assistant director of player personnel in January 2008, and held that position until March 2011. As assistant director of player personnel, Gaine was responsible for directing the pro scouting operation, including player evaluations on all levels of professional football, advance scouting, free agency and tracking player movement. Gaine also participated in the evaluation process of collegiate prospects in preparation for the NFL Draft.

Prior to his arrival in Miami, Gaine spent the previous three seasons as the Dallas Cowboys' assistant director of pro scouting (2005-07), where he worked with former

Dolphins Executive Vice President of Football Operations and Hall of Famer Bill Parcells (2005-06). Gaine contributed to the Cowboys' player acquisition process by managing the pro scouting department and evaluating players and rosters from the NFL and all other levels of professional football. His additional responsibilities included advance scouting, free agency preparation, tracking pro player transactions and directing the development of the Cowboys' pro scouting database.

Gaine went to Dallas after spending six years (1999-2004) in the New York Jets' scouting department, where he served as the assistant director of pro scouting in 2004 and was a pro scout from 2001-03. In 2000, Gaine was the Jets' manager of pro development/NFC, with duties that included pro player evaluation, advance scouting, and scouting of players in other professional leagues. He began his personnel career as a scouting assistant in the Jets' college scouting department in 1999.

Prior to joining the Jets in a front office capacity, Gaine served as a member of the team's practice squad in 1996, followed by a season with the New York Giants practice squad in 1997. He then signed and spent the 1998 offseason with the Kansas City Chiefs, but was waived prior to the start of training camp.

Gaine attended the University of Maine from 1991-95 where he played tight end. He served as the Black Bears' captain his senior season and earned his degree in public administration. Gaine grew up in Pearl River, N.Y., and attended Don Bosco Prep High School in Ramsey, N.J. He and his wife, Tricia, have a daughter, Kelsey, and sons, Ryan and Connor.



BOBBY GRIER SENIOR PERSONNEL ADVISOR

Bobby Grier is in his third season as senior personnel advisor after serving as Houston's associate director of pro personnel since May

2000. He is one of a handful of people to work for the Texans from the very start of the franchise. Grier previously held the title of vice president/player personnel for the New England Patriots.

Grier spent 18 years as a player personnel executive and coach with the Patriots, serving in his vice president role for more than four years. In that capacity, he was responsible for overseeing all aspects of New England's

pro and college scouting departments, player evaluations, free agency, and the annual NFL Draft. From 1995 until he joined the Texans, Grier served as New England's director of player personnel.

From 1985-92, Grier was New England's running backs coach, working under three different head coaches (Raymond Berry, Rod Rust and Dick MacPherson). The 1985 squad captured the franchise's first AFC championship before losing to the Chicago Bears in Super Bowl XX. That season, Grier's backs gained 2,331 rushing yards, including 1,227 by Houston native Craig James. Grier was a college scout for New England from

BOBBY GRIER

1982-84. His first NFL position came in New England in 1981 when he was the running backs coach under Ron Erhardt.

Grier spent 1978-80 as running backs coach at Boston College under Ed Chlebek, helping the team improve from 0-11 to 7-4. Grier's initial college coaching post came at Eastern Michigan, where he coached the running backs for George Mans and then Chlebek from 1974-77. From 1970-73, Grier was the head coach at Detroit's Martin Luther King High School. Grier's first coaching assignment came as an assistant at Kettering

(Mich.) High School from 1966-69.

Grier is a native of Detroit. He holds a bachelor's of science degree in physical education from Iowa, where he was a three-year starter at running back as well as a two-time honorable mention All-Big Ten selection. As a senior, Grier led the Hawkeyes in rushing. Grier has two sons, both of whom are involved in professional sports. His oldest son, Chris, is the director of college scouting for the Miami Dolphins and his son, Michael, played 15 seasons in the NHL for Edmonton, Washington, Buffalo and San Jose. Bobby Grier resides in Houston.



MIKE MACCAGNAN

DIRECTOR OF COLLEGE SCOUTING

Mike Maccagnan coordinates all of the Texans' college scouting efforts as the director of college scouting. In addition to evaluating college prospects,

he also is involved with evaluating NFL teams and prospects in preparation for NFL free agency.

One of the Texans' first hires, Maccagnan initially joined the club as a pro scout in January 2000 before being promoted to coordinator of college scouting in April 2000. In June 2010, he was promoted to assistant director of college scouting before being elevated to his current position in July 2011.

Before arriving in Houston, Maccagnan spent the previous six years as a scout for the Washington Redskins. He served as a college scout (1994) for the Redskins before becoming a pro scout in 1995, although he continued to evaluate college prospects in preparation for the NFL draft.

Prior to joining Washington, Maccagnan worked for the Canadian Football League's Ottawa Rough Riders as the club's director of scouting and director of player personnel. In 1994, he was the director of scouting and player personnel for the CFL's Saskatchewan Roughriders. He also was the director of player personnel for the World League's London Monarchs when that franchise captured the league championship in 1991. In 1990, Maccagnan worked in the World League office in Dallas as a league scout. Maccagnan was a member of the NFL Stanford Program for managers in June, 2005.

A native of Hightstown, N.J., Maccagnan holds a bachelor's degree in economics from Trinity (Conn.) College. After graduating from Trinity, Maccagnan served as an intern in the scouting department for the Washington Redskins during training camp in 1990.

Mike and his wife, Betty, live in Houston.



LARRY WRIGHT

PRO SCOUT

Larry Wright Jr. is in his fifth season with the Texans and first as assistant director of pro personnel. Wright, who spent the previous four seasons as

a pro scout for the Texans, is responsible for evaluating players on NFL rosters, street free agents, as well as players in the Arena Football League and Canadian Football League. He also works on advance scouting of Texans opponents.

From 2007-09, Wright was assistant director of pro personnel with the Jacksonville Jaguars after serving as a pro scout with the team from 2004-07. He began his NFL career as a scouting assistant with Jacksonville in 2003.

Wright spent 2009 coaching running backs at West Monroe High in West Monroe, La.

Wright was the head coach at Ringgold (La.) High School from 2001-02, and was a graduate assistant at Grambling State University in 2000, where he coached running backs while earning his master's degree in sport administration. In the summer of 2000, he was a scouting intern with the Baltimore Ravens and a volunteer strength and conditioning coach for the Grambling basketball team.

Wright earned a degree in sociology at Louisiana Tech, where he was a three-year letterman and team captain in his senior season. He and his wife, Vincincia, have two daughters and one son, Victoria, Lauryn, and Larry III.



MOZIQUE McCURTIS PRO SCOUT

Moziq McCurtis enters his first season as a pro scout after he joined the Houston Texans staff as a player personnel scout in 2012. McCurtis is responsible for evaluating players from teams around the NFL and the Canadian Football League. He first started with the Texans as a pro scouting intern from 2010-11. Prior to joining the Texans in 2010, McCurtis

was a pro scouting intern for the Seattle Seahawks.

McCurtis was a three-year letterman as a defensive back at the University of Southern California, where he helped the team win three conference titles and two Rose Bowl titles while playing for current Seattle Seahawks head coach Pete Carroll. He graduated from USC in 2008 with a degree in history.

McCurtis, a San Diego native, resides in Houston.



JON CARR NATIONAL SCOUT

Carr is in his eighth season with the Texans as a college scout and third as a national scout. Prior to joining the Texans, Carr coached wide receivers at the University of Toledo from 2005-06 and helped the Rockets win the 2005 GMAC Bowl.

Before joining Toledo's staff, Carr was offensive coordinator at Eastern Illinois from 2003-04. He began his collegiate coaching career at Tennessee State in 1997, working with tight ends, wide receivers and quarterbacks, and was promoted to offensive coordinator in 2000. In 2001, Carr's offense ranked third in I-AA (NCAA FCS) passing (302 yards per game), sixth in total offense (465 yards per game) and 14th in scoring (35.4 points per game). He also partici-

pated in the 2006 NCAA Expert Coach's Academy in Miami and the NFL-Stanford Program for Managers at the Stanford Graduate School of Business in 2012.

During the summer of 2002, Carr was a member of the Oakland Raiders' preseason coaching staff as part of the NFL's Minority Internship Program. He has also worked with the National Football League Properties as the Program Coordinator for Chicago and Detroit summer youth inner-city football camps.

Carr was a quarterback at Southeast Missouri State from 1987-89 before he transferred to Purdue, where he earned a degree in law and society in 1991.

Carr has one son, Corbyn, and he and his wife, Shenika, are parents of two girls, Kennedy and Kayla.



ED LAMBERT NATIONAL SCOUT

Ed Lambert is in his eighth season with the Texans as a national scout. Lambert is a 29-year veteran of the college and professional coaching ranks who spent five years as a college scout with the Denver Broncos before joining the Texans in 2007.

Lambert coached 10 seasons at Vanderbilt, including the 1997 season as offensive coordinator. He coached quarterbacks and running backs at Baylor, helping lead the Bears to the 1991 Copper Bowl. In addition, Lambert coached at the University of New Mexico, Iowa State, California, Howard University and Boise State University. In his final season at Boise State, the Broncos won the NCAA Division I-AA national cham-

pionship.

Lambert coached running backs for two seasons in the USFL with the Los Angeles Express and has had NFL coaching fellowships in training camp with the Philadelphia Eagles, Atlanta Falcons and Seattle Seahawks.

Lambert was born in Beaumont, Texas. He earned his bachelor's degree in physical education from San Jose State University in 1972.

The Lamberts have two sons, Michael and Lamar, as well as a daughter, Charisse. Lambert also has five grandchildren: Kalen, Ajayia, Turon, Mikayla and Saniya.



BOB BEERS COLLEGE SCOUT

Bob Beers re-joined the Houston Texans scouting staff in June 2012 following a two-year stint as the offensive line coach at the University of Montana, his alma mater. From 2007-10, Beers served as the Texans' western regional scout and reassumed those duties when he re-joined the organization. He is in his sixth season with the Texans.

Prior to his first tenure with the Texans, Beers was a college scout for the Detroit Lions from 2003-06 and spent eight years as a college scout with the Denver Broncos from 1995-02, helping the franchise win two World Championships.

Beers has coached in the high school, college and professional ranks for the better part of the last four decades. In addition to coaching the offensive line at Montana from 2009-10, he served as head coach for the Colorado Crush of the Arena Football League in 2003. He was the offensive coordinator for the then-World League (NFL Europe) Amsterdam Admirals, helping them to a 9-1 regular season record and World Bowl appearance in 1995.

Beers was named conference coach of the year after claiming a pair of conference titles in his two seasons as head coach and athletic director at Western Montana College (1993-94). He got his first taste of the profes-

sional coaching ranks from 1991-93 as the offensive coordinator for the Frankfurt Galaxy of the World League under head coach Jack Elway.

Beers was Montana's assistant head coach working with the offensive line from 1986-90. He coached in the prep ranks from 1977-85 in Montana and Oregon and took his first collegiate coaching job at Montana in 1970. Beers then moved on to Montana Tech, where he served as the defensive coordinator from 1972-73.

As a linebacker at Montana, Beers earned All-American honors and graduated in 1970 with a degree in history and health, physical education. Beers was the inaugural recipient of UM's Golden Helmet Award (team's hardest hitter) in 1967. In October 2009, he and his teammates from UM's undefeated teams of 1968 and 1969 were inducted into the Grizzly Sports Hall of Fame.

Bob and his wife, Janelle, have three children, son Bobby, and two daughters, Cari, a principal in Eureka, Mont., and Joey, a recent graduate of UM. Bobby is the athletic director at Rocky Mountain College in Billings and a former Denver Broncos scout. They have three granddaughters: Milynn, Megan, and Emily, a new grandson, Robert John (RJ).



RYAN CAVANAUGH COLLEGE SCOUT

Ryan Cavanaugh was hired by the Texans in the spring of 2009 as an area scout and covers the Northeast and Midwest for Houston.

Cavanaugh spent eight seasons with the Indianapolis Colts' scouting department, including six as an area scout. He joined the Colts organization in January 2001 after spending the 2000 mini-camp and training camp

in the club's operations department. He graduated from Appalachian State in December 2000 with a bachelor's degree in commercial recreation management.

Cavanaugh was born in Raleigh, N.C. He is married to the former Melissa Anne Searls of Greensboro, N.C., where they reside with their daughters, Mallory Anne (9) and Samantha Lee (7).



ROB KISIEL COLLEGE SCOUT

Rob Kisiel re-joined the Texans staff in 2012 as a college scout after spending five years as the Director of Operations for BLESTO. He previously worked in the Texans personnel department for seven years as a scouting administrator (2000-01), college scout (2002-03) and pro scout (2004-07).

Kisiel was tabbed as BLESTO's director of operations in 2007, replacing legendary scout Jack Butler and helping lead the scouting service's move to Jacksonville, Fla. from Pittsburgh, Pa.

Kisiel first came to the Texans after serving as the

draft room coordinator for the Washington Redskins from August 1999 through April 2000. He got his start in the NFL as a training camp intern from 1995-97 with the Redskins before serving as a scouting intern with the team from July 1998 until June 1999. In addition, Kisiel interned for the World League's London Monarchs during the 1997 season and was a labor relations intern at the NFL Management Council in 1999.

Kisiel grew up in Clearwater, Fla. He earned his bachelor's degree in business communications from Florida State, where he served as a student assistant for head coach Bobby Bowden in the football office for four years.



MIKE MARTIN COLLEGE SCOUT

Mike Martin scouts the Southeast region for the Texans. He was hired by the Texans in the spring of 2007 as a college scout after spending the previous four seasons with the Tampa Bay Buccaneers personnel department.

Martin joined the Buccaneers as a pro personnel assistant in 2003 before moving to pro scouting in 2004. He spent his last two seasons in Tampa Bay as the national combine scout. Martin started his career in the NFL as an intern with the Tennessee Titans in 2002.

Martin was a four-year letterman at Vanderbilt University (1999-2002), playing defensive back and on special teams. He was also a finalist for the 2003 Male SEC Scholar-Athlete of the Year. Martin graduated cum laude from Vanderbilt in 2002 with a bachelor's of science in human and organizational developmental studies. He also earned his master's degree in organizational leadership in 2003.

He and wife, Cari, reside in Atlanta, Ga. with their son, Maddon, and daughter, Malone.



BOB MERRITT COLLEGE SCOUT

Bob Merritt joined the Texans as a college scout in the spring of 2007 and is in his eighth season with the team and 12th season overall in the NFL. Merritt scouts the Midwest region for the Texans.

Prior to joining the Texans, Merritt spent four seasons with the Detroit Lions, beginning as an intern in 2003 and advancing to a scouting assistant in 2004 and the Lions' BLESTO scout in the 2005 season.

Merritt, from Temperance, Mich., played outside linebacker at Adrian College, where he graduated with a

bachelor's degree in criminal justice in December 1993. He served in the Air Force from February 1994 until April 1996.

Merritt was a graduate assistant football coach at the University of Toledo in 1998 while earning a master's degree in liberal studies education. Between 1999 and 2003, Merritt coached at the University of Findlay, Bedford High School, New Jersey City University, and Tiffin University.

Bob and his wife, Kavita, reside in Kingwood, Texas.



NATHAN TROTT COLLEGE SCOUT

Nathan Trott is in his eighth year with the Texans and sixth as a college scout, covering the Southwest region and cross-checking the West Coast. Trott previously served as the pro scouting intern for the Texans during the 2007 and 2008 seasons.

Trott grew up around the game with his father, Bob Trott, being a long-time coach in both the NFL and col-

lege ranks. Nathan served as an intern with the Cleveland Browns during the summers of 2005 and 2006, assisting in youth development, the equipment room and coaching.

Trott played cornerback for Elon University from 2003-07, where he earned his degree in sports management.

He is single and resides in Scottsdale, Ariz.

CHRIS BLANCO PLAYER PERSONNEL SCOUT

Chris Blanco joins the Houston Texans staff as a player personnel scout in 2014. Blanco had served as the Interim Pro Scout from February to May 2014 after serving as the Pro Personnel Intern since June 2012. He is responsible for evaluating players on NFL rosters, free agents and collegiate prospects across the country.

Prior to joining the Texans in 2012, McCurtis was a pro scouting intern for the Seattle Seahawks.

Blanco was a two-year starter as a cornerback at Dartmouth College from 2003-07 where he earned his

degree in sociology. In addition to playing football for the Big Green, Blanco was also a member of the Dartmouth boxing team.

Blanco is also a graduate of the University of Iowa College of Law, where he was the Co-Founder and Co-President of the Sports Law Society and served as a recruiting intern for the Hawkeyes football team.

Blanco, a native of La Mirada, Calif., resides in Houston.



GEOFF KAPLAN DIRECTOR OF SPORTS MEDICINE/HEAD ATHLETIC TRAINER

Geoff Kaplan is in his sixth season as the Houston Texans director of sports medicine/head athletic trainer after spending the previous 14 seasons with the Tennessee Titans/Houston Oilers as an assistant athletic trainer.

The 2014 season marks Kaplan's 22nd in the NFL.

Kaplan and his staff were recognized by the Pro Football Athletic Trainers Society as the 2013 Athletic Training Staff of the Year, an annual award voted on by all NFL athletic trainers. It was the second time Kaplan has won the award, first doing so following the 2000 season as a member of the Tennessee Titans training staff.

Kaplan joined the Houston Oilers full-time in 1995 after serving as a season-long intern in 1994. Prior to joining the Oilers, Kaplan was a season-long intern with the Green Bay Packers in 1993.

A native of Parsippany, N.J., Kaplan earned his degree

in physical therapy and a certificate in athletic training from the University of Wisconsin-Madison. He continued his education by becoming a certified strength and conditioning specialist in 1997, and completed his master's degree from Tennessee State University in the summer of 2003.

In 2005, Kaplan was certified as a clinical specialist in sports physical therapy by the American Board of Physical Therapy Specialists. Kaplan frequently lectures on a variety of sports medicine topics, including the rehabilitation of athletic injuries to local and national organizations, hospitals and universities.

Kaplan has continued to advance his education, becoming certified in Graston soft tissue mobilization (2009) and functional dry needling (2013).

Geoff and his wife, Shelly, have two sons; Everett and Sawyer. They reside in Missouri City, Texas.



ROLAND RAMIREZ **COORDINATOR OF REHABILITATION/ ASSISTANT ATHLETIC TRAINER**

Roland Ramirez is in his seventh season as the Coordinator of Rehabilitation/Assistant Athletic Trainer with the Texans. He held the same position with the Atlanta Falcons during the 2007 season, and served as a contract athletic trainer for the Tennessee Titans during the 2005 and 2006 seasons. Ramirez also served as an assistant athletic trainer for the Nashville Kats Arena Football team (AFL) during the 2006 season.

In 2013, Ramirez and the Texans sports medicine staff were recognized by the Pro Football Athletic Trainers Society as the Athletic Training Staff of the Year, an annual award voted on by all NFL athletic trainers.

Prior to entering the ranks of the NFL, Ramirez worked as a physical therapist in an orthopedic and sports medicine clinic while completing his graduate work in athletic training. He earned a dual masters degree in physical therapy and athletic training from the Texas

Tech University Health Sciences Center in 2004 and 2005, respectively. Ramirez completed his undergraduate work at Texas Tech, where he played football from 1998-99.

As a graduate student, Ramirez served as an athletic trainer for the baseball teams at Wayland Baptist University and Lubbock Christian University. He also worked with the Texas Tech football team during the 2004 season, and served as an intern strength and conditioning coach prior to the 2004 season.

Ramirez is board certified as a clinical specialist in sports physical therapy by the American Board of Physical Therapy Specialists. He also holds a certification as a strength and conditioning specialist and is a member of the NATA, APTA, NSCA, and PFATS.

Ramirez and his wife, Misty, live in Missouri City, Texas with their two children, Kade and Tessa.



A.J. VAN VALKENBURGH **ASSISTANT ATHLETIC TRAINER**

A.J. Van Valkenburgh was named assistant athletic trainer on May 1, 2012 and is in his fifth season with the Texans. Van Valkenburgh served

the 2010 and 2011 seasons as an athletic training intern.

In 2013, Van Valkenburgh and the Texans sports medicine staff were recognized by the Pro Football Athletic Trainers Society as the Athletic Training Staff of the Year, an annual award voted on by all NFL trainers.

Prior to joining the Texans in May 2010, Van Valkenburgh built up a wealth of experience in a variety of roles, including eight years as a combat medic for the Texas Army National Guard from 1998-2006. Van Valkenburgh gained his first NFL experience in 2009 with the New England Patriots as training camp intern while he was a graduate student at Stephen F. Austin State University. From 2008-10, Van Valkenburgh was a graduate student athletic trainer at SFA and worked for the U.S. Regional Physical Therapy Clinic, where he served as a clinical outreach athletic trainer for Lufkin-area high school and junior college sporting events.

Van Valkenburgh was the head athletic trainer at Carthage High School and Panola College in Carthage, Texas from 2006-08. He worked as a student athletic

trainer at Sam Houston State University in Huntsville, Texas from 2002-04 and spent the summer of 2004 and 2005 as an athletic training intern at the University of San Diego.

Van Valkenburgh earned a master's degree in athletic training from SFA in 2010 and earned a bachelor's degree in kinesiology from Sam Houston State in December 2004. He holds certifications from the National Athletic Trainers Board of Certification, the Texas Advisory Board of Athletic Trainers as a licensed athletic trainer and the National Academy of Sports Medicine as a Performance Enhancement Specialist. Van Valkenburgh holds several certifications: as a Level I functional movement specialist, Y-Balance certified, First-Aid/CPR/AED certified by the American Heart Association, Graston Level I certified and is also certified as a kinesiotope practitioner as well as a dry needling practitioner. He is a member of the National Athletic Trainers Association, the Southwest Athletic Trainers Association, the Texas State Athletic Trainers Association and the National Academy of Sports Medicine.

Van Valkenburgh and his wife, Coy, live in Pearland, Texas with their 7-year old son, Kannon, and 1-year old daughter, Reece Adyson.



JOE MALOTA **DIRECTOR OF VIDEO OPERATIONS**

Joe Malota is in his seventh season as director of video operations and oversees all videotaping, editing and production for the Texans, breaking down practice and game tape for the coaching staff.

Malota is in his 13th overall season with the Texans, joining the club in February 2002 as the assistant video director. He was promoted to his current position in March 2008. Prior to his tenure with the Texans, Malota

spent the previous five seasons as the video director for the New Orleans Saints.

Malota broke into the NFL as the assistant video director for the Houston Oilers in 1989. He spent eight seasons with the Oilers before the club moved to Nashville.

Malota attended Southwest Texas State University. He and his wife, Jen, have a daughter, Molly, and a son, Max. The family lives in Cypress.



TIM BROG **ASSISTANT DIRECTOR OF VIDEO OPERATIONS**

Tim Brog is in his seventh season with the Houston Texans and fourth as the team's assistant director of video operations. He began his tenure with the Texans in July 2008 and was hired as a video operations assistant in June 2009 before assuming his current position in August 2011.

Prior to joining the Texans, Brog was the video coordinator for the Grand Rapids Rampage of the Arena Football League in his home state of Michigan during

the 2008 season.

Brog is a graduate of Grand Valley State University, where he earned his bachelor's degree in broadcasting in 2008. While a student, Brog worked at WOOD-TV 8 in Grand Rapids, Mich. in the sports department, filming high school and college athletic events.

Brog is from Middleville, Mich. and graduated from Thornapple-Kellogg High School. He is engaged to Bianca Panalez and resides in Houston.



GRESHAM OLIVER **VIDEO OPERATIONS ASSISTANT**

Gresham Oliver is in his third season as a video operations assistant with the Houston Texans. He joined the Texans staff as a video operations intern prior to the 2011 season.

Prior to joining the Texans, Oliver was the video director for the Sacramento Mountain Lions of the UFL for the 2010 season. Oliver broke into the NFL with the Oakland Raiders as a training camp intern with the video department in 2004 and 2005 before earning a season-long internship with the team in 2006. He was

promoted to video operations assistant following the 2006 season and worked with the Raiders until March 2009. He then went on to work for the Minnesota Vikings during the 2009 season.

Oliver earned a bachelor's degree in sports and recreation management in 2005 from Northwest Nazarene University in Nampa, Idaho, where he played baseball and ran track.

The Kenai, Alaska native graduated from Kenai Central High School. Oliver and his wife, Jessica, reside in Houston with their dog, Wylie.



JAY BRUNETTI

DIRECTOR OF EQUIPMENT SERVICES

Jay Brunetti has served as the Houston Texans director of equipment services since 2001 and is in his 40th NFL season in 2014. Brunetti's responsibilities include purchasing, managing the upkeep and repair of all player and coaches equipment and overseeing the transportation of equipment to away games.

Brunetti came to Houston from Washington, where he spent the previous 26 years with the Redskins. He joined the Redskins' organization on a part-time basis

in 1975, when he was in junior high school. He then became a full-time assistant in 1979 before becoming the youngest equipment manager in the NFL in 1981 at the age of 19. Coach Joe Gibbs' teams advanced to four Super Bowls and won three World Championships with Brunetti heading the equipment staff. His distinguished career includes working with 14 members of the Pro Football Hall of Fame.

Brunetti and his wife, Linda, have two sons, Jimmy and Drew, and a daughter, Tori. The family lives in Houston.



MIKE PARSON

EQUIPMENT SERVICES ASSISTANT

Mike Parson is in his seventh season as equipment assistant for the Texans. Parson joined the Texans equipment staff in 2008 after several internships with the New Orleans Saints and five years of experience at the collegiate level.

Parson worked minicamps and training camps for the Saints in 2001-02 and worked the full season with the team in 2005. That year, the staff overcame extraordinary challenges in the forced evacuation from New Orleans due to Hurricane Katrina. After departing New Orleans, the club's base of operation moved three times, including a last stop at a high school baseball stadium

in San Antonio. The staff was awarded the Whitey Zimmerman Memorial Award, given annually to the NFL equipment staff that exceeds the usual demands of the position with excellent service.

Parson was the equipment manager for four years at the University of New Orleans, where he oversaw the equipment operations for the entire athletic department. He was also equipment manager for Benedict College during the 2003 season.

Parson, a 2003 graduate of Mississippi State University with a bachelor's degree in physical education, was born in Vicksburg, Miss. and resides in Houston.



CHRISTIAN SNELL

EQUIPMENT SERVICES ASSISTANT

Christian Snell is in his 10th season in the Texans equipment department after spending two years as the equipment intern for the New York Jets.

In addition to his work with the Jets, Snell served as the assistant equipment manager for the Hamburg Sea Devils of NFL Europe in the spring of 2005.

Snell was the head football student manager for the Iowa Hawkeyes during his undergraduate days in Iowa City. He earned a bachelor's degree in journalism and mass communications from Iowa with a minor in sports studies.

Originally from Nora Springs, Iowa, Snell and his wife, Katie, live in Houston.



EMMETT BAYLOR III DIRECTOR OF SECURITY

Emmett Baylor is in his third season as director of security. Baylor is responsible for directing and overseeing all security matters throughout the organization with an emphasis on football operations front office staff, players and personnel.

Baylor joined the Texans in 2012 after serving 10 years with the Federal Air Marshal Service where he was assigned to the Detroit Field Office, serving as a Federal Air Marshal, Acting Supervisory Federal Air Marshal, and back-up Supervisor. Baylor was promoted to Supervisory Federal Air Marshal in October 2004 and held the positions of Squad Supervisory Federal Air Marshal, Administrative Supervisory Federal Air Marshal, Airport Supervisory Federal Air Marshal and Recruiting Supervisory Federal Air Marshal. In February 2006, Baylor served as the TSA Event Manager for Super Bowl XL, held in Detroit, Michigan. He was promoted to Assistant Supervisory Air Marshal in Charge (ASAC) in March 2007. Assigned to the Houston Field Office, he then oversaw the management of the Operations Section, the Training Section, the Airport Liaison Section, the Administrative Section, the Visible Intermodal Protection and Response (VIPR) Teams and seven Federal Air Marshal Squads.

Prior to joining the Federal Air Marshal Service, Baylor began his professional career with the Bureau of Alcohol, Tobacco and Firearms (ATF). He accepted an appointment as a Special Agent in 1987 and conducted criminal and background investigations, undercover assignments and participated in surveillance operations. During his tenure with ATF, Baylor was a member of the

Special Response Team (SRT), which conducted high-risk operations such as search and arrest warrants. Mr. Baylor also served as a recruiter for ATF.

After serving six years with ATF, Baylor was appointed to the position of Second Deputy Chief with the Detroit Police Department, serving as the commanding officer of the Community Policing Division. He was responsible for the operations of the Police Athletic League (PAL), the Police Reserves, the Chaplain Corps, the Crime Prevention Section, the Junior Police Cadets and the Mini-station Administration. Additionally, he was the grant administrator for the Department's federally funded community policing programs. He remained with the Detroit Police Department until July 1997.

In October 1997, Baylor began working in the private sector with Pinkerton Security (now Securitas). He worked in a number of Security Specialist positions with increasing responsibility for the security and fire operations at General Motors assembly plants and office complexes. The last two years of his tenure with Pinkerton were spent as an Executive Protection Specialist, providing personal protection for GM executives while traveling or attending public functions. Additionally, Baylor conducted electronic countermeasure surveillance at board meetings and other meetings where proprietary information was being discussed.

Baylor holds a Bachelor of Criminal Justice degree from Florida A&M University, is a graduate of Northwestern University, School of Police Staff and Command and has successfully completed the TSA Senior Leadership Development Program.



SEAN WASHINGTON DIRECTOR OF PLAYER ENGAGEMENT

Sean Washington is in his eighth season with the Texans as director of player engagement. Washington is responsible for assisting players and their families with transition in and out of the organization, continuing education, life skills seminars, gaining exposure to business opportunities and career internships. He serves as a key resource for players to minimize their off-the-field distractions and is the central figure in providing support service for players and their families.

Prior to joining the Texans, Washington worked for a decade with high school students, mentoring, teaching and coaching around the Houston area. Washington pre-

viously coached at Alief Elsik High School, Angleton High School and was the Texas Sports Development Academy youth camp director.

Washington played defensive back for the New Orleans Saints in 1994 as an undrafted free agent and then played in the World Bowl with the Amsterdam Admirals in 1995.

Washington, a Houston native, attended Waltrip High School and earned his degree in sport management from Rice University in 1994. He was an All-Southwest Conference cornerback from 1991-93 and a member of the Sporting News All-American team in 1993 with the Owls.

He resides in Richmond, Texas with his wife, Eanisha, and his two sons, Lake and Cruz.



JASON LOWREY DIRECTOR OF FOOTBALL OPERATIONS

Jason Lowrey is in his first season as Director of Football Operations and fifth season overall with the Texans. In his role, Lowrey oversees all aspects team travel, including the planning, lodging and transportation needs of the organization. He is responsible for maintaining the day-to-day football operations budget and assists the Texans coaching staff in the coaches booth on gamedays.

Lowrey joined the Texans in August 2010 as the Football Operations Manager after running his own local business.

Lowrey served on active and reserve duty in the military as a Navy corpsman from 1992-2004.

A native of Kerville, Texas, Lowrey has two daughters, Ella and Aubree. He and his wife, Dana, reside in Sugar Land.

HOUSTON TEXANS STAFF



Claire Alvarado
Human Resources
Coordinator



Connie Alvarez
Employee Benefits
Manager



Tina Anaya
General Accountant



Cassandra Andrews
General Accountant



Jerry Angel
Corporate Development
Manager



Derek Beeman
Director of Ticket
and Event Sales



Lacey Berlau
Partnership Marketing
Manager



Sharon Boschi
Corporate Development
Coordinator




Emily Bruss
Foundation Manager



Warren Caguioa
Ticket Sales
Representative



Claudia Castillo
Television Production
Manager



Dr. Michael Chang
Team Emergency Physician



Kara Cook
Integrated Media
Coordinator



Kevin Cooper
Senior Director of
Communications



Katie Cordes
Ticket Finance and
Operations Coordinator

HOUSTON TEXANS STAFF



Tamala Croasmun
Director of Accounting



Diane Crosse
Senior Director of Event
Operations and Guest
Services



Holly Daigle
Senior Event Services
Manager



Rita Daniels
Executive Assistant
to Rick Smith



Marvin Dave
Office Services
Supervisor



Jennifer Davenport
Senior Director of Marketing
and Community Development



Amber Davies
Administrative Assistant,
Pro Scouting



Ted Dickerson
Event Logistics and Special
Project Development
Manager



Drew Dougherty
Texans TV Host/Integrated
Media Manager



Jameel Eniafe
Accounting Manager



HOFFIE FERRIERA
Senior Event Operations
Manager



Dr. Steven Flores
Team Orthopedist



Blaine Foreman
Partnership Marketing
Coordinator



Stephen Friedlander
Senior Account Executive,
Suite Sales



Jonathan Frost
Mascot Program Manager



Blaire Grady
Design Project Coordinator



Eva Graham
Executive Assistant,
Football Administration
and Operations



Alto Gary
Coach and Senior
Cheerleader Programs
Manager



Gavin Gehrt
Executive Producer/Director
of Video Production



Amanda Goldstein
Club Seat Manager



Susie Galvan
Administrative Assistant,
Chairman's Office



Kristen Grimes
Account Executive,
Suite Sales



Charles Hampton
Communications
Coordinator



Disney Hanka
Partnership Marketing
Event Manager



Dr. Dana Harper
Team Chiropractor

HOUSTON TEXANS STAFF



Joni Honn
Team Massage Therapist



Josh Hubel
Senior Motion Graphics
Designer and Animator



Laura Imming
Corporate Development
Manager



Kathryn Inbarren
Ticket Services and
Operations Coordinator



Russell Joyner
Director of Football
Information Systems



Georgie Jozwiak
Executive Assistant to
Robert C. McNair



Jan Kelly
Controller and Senior Director
of Risk Management



Evan Koch
Communications Manager



Mari Jo Kohler
Administrative Assistant,
College Scouting



Greg Kondritz
Associate General Counsel
and Senior Director



Kevin Krajcovic
Football Administration
Analyst



Lydia Launey
Executive Assistant to
Scott Schwinger



Christine Laur
Executive Assistant to
Bill O'Brien



Pam Ledsinger
Senior Accountant



Dr. David Lintner
Team Orthopedist



Faisal Lodhi
Information Technology
Developer



Dr. Walter Lowe
Team Orthopedist



Mike Major
Network Engineer



Jackie Maldonado
Marketing Manager-Events



Bonny Marshall
Executive Assistant to
Jamey Rootes



Derek Mauney
Information Technology
Support Analyst



Kandyace Mayberry
Senior Community Relations
Coordinator



Chris McCrary
Creative Manager



Jay McDevitt
Video Production
Coordinator



Matt McKee
Ticket Operations and
Distribution Coordinator

HOUSTON TEXANS STAFF



Wahnetta Mitchell
Receptionist



Cheryl Moffett
Executive Assistant to
Marilan Logan



Glenda Morrison
Senior Director of
Human Resources



Dr. James Muntz
Team Internist



Carol Adatto Nelson
Team Travel Consultant,
Carlson Wagonlit Travel



Dr. Tom O'Brien
Team Dentist



Sue Anna O'Hara
Executive Assistant to Suzie
Thomas/Office Services
Administrator



Glen Oskin
Corporate Development
Manager



Amy Palcic
Corporate Communications
Manager



Brian Peden
Corporate Development
Manager



Kenneth Perkins
Motion Graphics Designer
and Editor



Dr. Mark Prasarn
Team Orthopedist



Kristin Putnam
Senior Community Relations
Coordinator



Shari Rainey
Director of Luxury
Suite Service



Bobby Rawlinson
Information Technology
Support Analyst



Khalil Reed
Security and Player
Engagement Manager



Alexandra Richoux
Partnership Marketing
Coordinator



Lisa Ruiz
Payroll Manager



Jordan Sabatka
Human Resources
Manager



Eric SanInnocencio
Digital Media Manager



Dr. Chris Sanders
Team Active Release
Techniques® & Graston
Provider



Jessica Schneider
Premium Seating
Service Manager



Sybil Scott
Promotions Coordinator



Anthony Shade
Helpdesk Manager



Deepti Sidhu
Integrated Media Manager/
Texans Insider

HOUSTON TEXANS STAFF



John Sifri
Director of Business
Information Systems



Austen Smith
Senior Partnership Marketing
Manager



Jon Southern
Senior Director of Treasury



Dr. William Spangler
Team Emergency Physician



Brett Stewart
Marketing Coordinator-
Events



Nicole Tran
Senior Accountant



Greg Tyler
Team Pastor



Lelia Vacek
Partnership Marketing
Media Specialist



Marc Vandermeer
Senior Director of
Broadcasting



Cody Vanghel
Ticket Sales Representative



Brian Varnadoe
Senior Director of
Premium Seating



Dr. Kevin Varner
Team Orthopedist



Daniel Velasco
Marketing Manager



Cameron Walker
Ticket Sales Representative



Fara Yoder
Marketing Research Analyst



Trey Young
Director of Ticket Services



Ivory Youngblood
Payroll and HRIS Specialist



2013 SEASON REVIEW

2013 FINAL STATISTICS (2-14)

Date	W/L	Score	Opponent	Attendance	RUSHING	No.	Yds	Avg	Long	TD
9/9	W	31-28	at San Diego	59,522	B. Tate	181	771	4.3	60	4
9/15	W30-24 (OT)	Tennessee	71,718	A. Foster	121	542	4.5	23	1	
9/22	L	30-9	at Baltimore	71,168	D. Johnson	49	183	3.7	29	0
9/29	L23-20 (OT)	Seattle	71,756	J. Grimes	21	73	3.5	12	1	
10/6	L	34-3	at San Francisco	69,732	C. Keenum	14	72	5.1	22	1
10/13	L	38-13	St. Louis	71,104	D. Karim	12	51	4.3	14	0
10/20	L	17-16	at Kansas City	74,118	M. Schaub	5	24	4.8	7	0
11/3	L	27-24	Indianapolis	71,778	C. Wood	3	9	3.0	5	0
11/10	L	27-24	at Arizona	60,845	R. Graham	4	8	2.0	4	0
11/17	L	28-23	Oakland	71,726	S. Keo	1	8	8.0	8	0
11/24	L	13-6	Jacksonville	71,659	G. Jones	2	2	1.0	4	0
12/1	L	34-31	New England	71,769	T. Yates	1	0	0.0	0	0
12/5	L	27-20	at Jacksonville	60,414	TEXANS	414	1,743	4.2	60	7
12/15	L	25-3	at Indianapolis	65,470	Opponents	454	1,958	4.3	80t	11
12/22	L	37-13	Denver	71,161						
12/29	L	16-10	at Tennessee	69,143						

TEAM STATISTICS

TOTAL FIRST DOWNS

RUSHING	90	88
PASSING	198	158
PENALTY	19	36
3RD DOWN: MADE/ATT	83/231	75/217
3RD DOWN PCT.	35.9%	34.6%
4TH DOWN: MADE/ATT	6/17	3/8
4TH DOWN PCT.	35.3%	37.5%

POSSESSION AVG.

TOTAL NET YARDS

AVG. PER GAME

TOTAL PLAYS

AVG. PER PLAY

NET YARDS RUSHING

AVG. PER GAME

TOTAL RUSHES

NET YARDS PASSING

AVG. PER GAME

SACKED/YARDS LOST

GROSS YARDS

ATTEMPTS/COMPLETIONS

COMPLETION PCT.

HAD INTERCEPTED

PUNTS/AVERAGE

NET PUNTING AVG.

PENALTIES/YARDS

FUMBLES/BALL LOST

TOUCHDOWNS

RUSHING

PASSING

RETURNS

SCORE BY PERIODS

TEXANS

Opponents

SCORING

R. Bullock

G. Graham

A. Johnson

B. Tate

O. Daniels

K. Martin

A. Foster

D. Hopkins

B. Cushing

C. Keenum

J. Grimes

R. Griffin

J. Mats

TEXANS

Opponents

2-Pt. Conversions: TEXANS 1/1, Opponents: 1/2

Sacks: J. Watt 10.5, W. Mercilus 7.0, A. Smith 5.0, B. Reed 3.0, E. Mitchell 1.5, B. Cushing 1.5, J. Mats 1.0, D. Manning 1.0, TEAM 1.0, J. Tarpinian 0.5

TEXANS: 32.0, Opponents: 42.0

Texans Opponents

TOTAL FIRST DOWNS

RUSHING	90	88
PASSING	198	158
PENALTY	19	36
3RD DOWN: MADE/ATT	83/231	75/217
3RD DOWN PCT.	35.9%	34.6%
4TH DOWN: MADE/ATT	6/17	3/8
4TH DOWN PCT.	35.3%	37.5%

POSSESSION AVG.

TOTAL NET YARDS

AVG. PER GAME

TOTAL PLAYS

AVG. PER PLAY

NET YARDS RUSHING

AVG. PER GAME

TOTAL RUSHES

NET YARDS PASSING

AVG. PER GAME

SACKED/YARDS LOST

GROSS YARDS

ATTEMPTS/COMPLETIONS

COMPLETION PCT.

HAD INTERCEPTED

PUNTS/AVERAGE

NET PUNTING AVG.

PENALTIES/YARDS

FUMBLES/BALL LOST

TOUCHDOWNS

RUSHING

PASSING

RETURNS

SCORE BY PERIODS

TEXANS

Opponents

SCORING

R. Bullock

G. Graham

A. Johnson

B. Tate

O. Daniels

K. Martin

A. Foster

D. Hopkins

B. Cushing

C. Keenum

J. Grimes

R. Griffin

J. Mats

TEXANS

Opponents

2-Pt. Conversions: TEXANS 1/1, Opponents: 1/2

Sacks: J. Watt 10.5, W. Mercilus 7.0, A. Smith 5.0, B. Reed 3.0, E. Mitchell 1.5, B. Cushing 1.5, J. Mats 1.0, D. Manning 1.0, TEAM 1.0, J. Tarpinian 0.5

TEXANS: 32.0, Opponents: 42.0

RECEIVING

A. Johnson

D. Hopkins

G. Graham

B. Tate

O. Daniels

A. Foster

R. Griffin

D. Posey

D. Johnson

J. Grimes

G. Jones

L. Jean

R. Graham

D. Karim

TEXANS

Opponents

INTERCEPTIONS

J. Joseph

B. Cushing

S. Keo

D. Swearingner

B. McCain

TEXANS

Opponents

PUNTING

S. Lechler

TEXANS

Opponents

PUNT RETURNS

K. Martin

S. Keo

TEXANS

Opponents

KICKOFF RETURNS

K. Martin

D. Johnson

D. Karim

G. Jones

C. Wood

D. Manning

J. Crick

TEXANS

Opponents

FIELD GOALS

R. Bullock

TEXANS

Opponents

R. Bullock: (51WL, 41G) (50WR, 50WR, 46LU) (27G, 29G, 47G) (22G, 42G) (45WL, 41G) (20G, 35G) (48G, 21G, 47G) (49WL, 43G, 43WR, 55WL) (48G, 40B) (51G, 26G, 30G) (49G, 20G) (43G) (34G, 31G) (49G) (45G, 35G) (19G)

Opponents: () (48WR, 47G) (28G, 45G, 43G) (48G, 39G, 45G) (38G, 24G) (42G) (22G) (42B, 30G, 35G) (35G, 21G) (54LU) (30G, 49B, 53G) (55WR, 53G, 53G) (40G, 39G) (37G, 43G, 40G) (32G, 25G, 44G) (42G, 55G, 37G)

Fumbles/Lost: C. Keenum 6/2, B. Tate 5/2, D. Hopkins 1/1, J. Grimes 1/1, M. Schaub 2/1, K. Martin 2/1, G. Graham 2/1, C. Myers 1/0, T. Yates 1/0.

TEXANS: 21/9, Opponents: 15/4.

PASSING	Att	Comp	Yds	Cmp%	Yds/Att	TD	TD%	Int	Int%	Long	Sack/Lost	Rating
M. Schaub	358	219	2,310	61.2%	6.5	10	2.8%	14	3.9%	46	21/162	73.0
C. Keenum	253	137	1,760	54.2%	7.0	9	3.6%	6	2.4%	66	19/201	78.2
T. Yates	22	15	113	68.2%	5.1	0	0.0%	2	9.1%	20	2/7	74.4
TEXANS	633	371	4,183	58.6%	6.6	19	3.0%	22	3.5%	66	42/370	72.0
Opponents	484	287	3,310	59.3%	6.8	29	6.0%	7	1.4%	64t	32/187	93.9



2013 FINAL STATISTICS (2-14)

DEFENSIVE STATISTICS

TACKLES	Solo	Asst	Total	Sacks	Sack Yds	Tackles For Loss	QB Hits	INT-Yards	Pass Def.	Forced Fumbles	Fumble Recovery
Darryl Sharpton	69	58	127	0.0	0.0	2	4	0	1	1	0
J.J. Watt	80	37	117	10.5	70.5	22	46	0	7	4	2
Earl Mitchell	33	54	87	1.5	9.5	2	3	0	0	0	0
Brooks Reed	48	39	87	3.0	17.0	9	6	0	0	0	0
Joe Mays	41	43	84	1.0	7.0	6	4	0	3	0	0
D.J. Swearinger	62	21	83	0.0	0.0	3	0	1 (0)	4	1	0
Brian Cushing	44	21	65	1.5	4.5	6	4	1 (18)	3	1	0
Whitney Mercilus	35	30	65	7.0	36.0	6	18	0	0	0	0
Shiloh Keo	53	11	64	0.0	0.0	0	0	1 (4)	6	0	0
Kareem Jackson	58	4	62	0.0	0.0	1	0	0	9	0	1
Johnathan Joseph	51	4	55	0.0	0.0	1	1	3 (64)	16	0	0
Antonio Smith	29	21	50	5.0	29.5	8	13	0	0	1	0
Daniel Manning	31	4	35	1.0	6.0	1	1	0	2	0	0
Jared Crick	15	18	33	0.0	0.0	1	2	0	3	0	0
Brice McCain	23	7	30	0.0	0.0	0	0	1 (0)	7	0	0
Jeff Tarpinian	16	13	29	0.5	3.0	2	2	0	1	0	0
Ed Reed	15	6	21	0.0	0.0	0	0	0	0	0	0
Terrell McClain	9	12	21	0.0	0.0	0	1	0	0	0	1
Brandon Harris	15	5	20	0.0	0.0	0	0	0	4	0	0
Eddie Pleasant	13	2	15	0.0	0.0	0	0	0	2	0	0
Justin Tuggle	3	1	4	0.0	0.0	0	0	0	0	0	0
Tim Jamison	1	3	4	0.0	0.0	0	0	0	0	0	0
Willie Jefferson	2	1	3	0.0	0.0	0	0	0	0	0	0
Ricky Sapp	0	1	1	0.0	0.0	0	0	0	0	0	0
TEAM	1	0	1	1.0	4.0	0	0	0	0	0	0
TEXANS	747	416	1,163	32.0	187.0	70	105	7 (86)	68	8	4
Opponents	725	213	938	42.0	370.0	81	110	22 (357)	98	17	9

MISCELLANEOUS TACKLES: Andre Johnson 6, DeAndre Hopkins 3, Duane Brown 2, Ben Tate 2, Greg Jones 2, Wade Smith 2, Brandon Brooks 1, Owen Daniels 1, Ryan Griffin 1, Derek Newton 1, T.J. Yates 1.

MISCELLANEOUS FUMBLE RECOVERIES: Brandon Brooks 2, Duane Brown 1, Garrett Graham 1, Andre Johnson 1, Ben Jones 1, Greg Jones 1, Ben Tate 1, T.J. Yates 1.

SPECIAL TEAMS STATISTICS

TACKLES	Solo	Asst	Total	Blocked PAT	Blocked Punt	Blocked FG	Forced Fumble	Fumble Recovery
Justin Tuggle	10	1	11	0	0	0	1	0
Eddie Pleasant	8	0	8	0	0	0	0	0
Bryan Braman	8	0	8	0	0	0	0	0
Elbert Mack	8	0	8	0	0	0	0	0
Jon Weeks	2	4	6	0	0	0	0	0
Josh Victorian	4	1	5	0	0	0	0	0
D.J. Swearinger	4	0	4	0	0	0	0	0
Brice McCain	4	0	4	0	0	0	0	0
Ryan Griffin	3	1	4	0	0	0	0	0
Shiloh Keo	3	0	3	0	0	0	0	0
Brandon Harris	3	0	3	0	0	0	0	0
Mike Mohamed	3	0	3	0	0	0	0	0
A.J. Bouye	2	0	2	0	0	0	0	0
Shane Lechler	2	0	2	0	0	0	0	0
Greg Jones	2	0	2	0	0	0	0	0
Jeff Tarpinian	1	1	2	0	0	0	0	0
Jonathan Grimes	1	0	1	0	0	0	0	0
Jawanza Starling	1	0	1	0	0	0	0	0
Deji Karim	1	0	1	0	0	0	0	0
D.J. Smith	1	0	1	0	0	0	0	0
Lestar Jean	1	0	1	0	0	0	0	0
Joe Mays	1	0	1	0	0	0	0	0
Tavares Gooden	1	0	1	0	0	0	0	0
Randy Bullock	1	0	1	0	0	0	0	0
J.J. Watt	0	0	0	0	0	2	0	0
TEXANS	75	8	83	0	0	2	1	0
Opponents	89	16	105	0	0	1	2	4



2013 GAME-BY-GAME PARTICIPATION

NAME	9/9 at SD	9/15 vs TEN	9/22 at BAL	9/29 vs SEA	10/6 at SF	10/13 vs SFL	10/20 at KC	11/3 vs IND	11/10 at ARI	11/17 vs OAK	11/24 vs JAC	12/1 vs NE	12/5 at JAC	12/15 at IND	12/22 vs DEN	12/29 at TEN	GP-GS-DNP-IA
Baker, Edwin	NWT	NWT	NWT	NWT	NWT	NWT	NWT	NWT	NWT	NWT	NWT	PS	PS	PS	NWT	NWT	0-0-0-0
Bonner, Alan	IR	IR	IR	IR	IR	IR	IR	IR	IR	IR	IR	IR	IR	IR	IR	IR	0-0-0-0
Boren, Zach	PS	PS	NWT	NWT	NWT	NWT	NWT	NWT	NWT	NWT	NWT	NWT	NWT	NWT	NWT	NWT	0-0-0-0
Bouye, A.J.	SUB	SUB	SUB	SUB	SUB	SUB	IR	IR	IR	IR	IR	IR	IR	IR	IR	IR	6-0-0-0
Braman, Bryan	SUB	SUB	SUB	SUB	SUB	SUB	SUB	SUB	SUB	SUB	SUB	SUB	SUB	SUB	SUB	SUB	16-0-0-0
Brooks, Brandon	RG	RG	RG	RG	IA	RG	RG	RG	RG	RG	RG	RG	RG	RG	RG	RG	15-15-0-1
Brown, Duane	LT	LT	IA	IA	LT	LT	LT	LT	LT	LT	LT	LT	LT	LT	LT	LT	14-14-0-2
Browner, Keith	PS	PS	PS	PS	PS	PS	PS	PS	PS	PS	PS	PS	PS	PS	PS	PS	0-0-0-0
Bullock, Randy	SUB	SUB	SUB	SUB	SUB	SUB	SUB	SUB	SUB	SUB	SUB	SUB	SUB	SUB	SUB	SUB	16-0-0-0
Byrne, Jake	NWT	NWT	NWT	NWT	NWT	SUB	SUB	DNP	SUB	SUB	SUB	SUB	SUB	NWT	NWT	NWT	7-0-1-0
Carmichael, Roc	PS	PS	NWT	NWT	NWT	NWT	NWT	NWT	NWT	NWT	NWT	NWT	NWT	NWT	NWT	NWT	0-0-0-0
Crick, Jared	RDE	SUB	SUB	SUB	SUB	SUB	SUB	SUB	SUB	SUB	SUB	SUB	SUB	SUB	SUB	SUB	16-1-0-0
Cruse, Andy	PS	PS	PS	PS	PS	PS	PS	PS	PS	PS-IR	PS-IR	PS-IR	PS-IR	PS-IR	PS-IR	PS-IR	0-0-0-0
Cushing, Brian	ILB	ILB	ILB	ILB	ILB	ILB	ILB	IR	IR	IR	IR	IR	IR	IR	IR	IR	7-7-0-0
Daniels, Owen	TE	TE	TE	TE	TE	IR-DFR	IR-DFR	IR-DFR	IR-DFR	IR-DFR	IR-DFR	IR-DFR	IR-DFR	IR-DFR	IR-DFR	IR-DFR	5-5-0-0
Dobbins, Tim	SUB	SUB	SUB	IA	IA	IA	IA	NWT	NWT	NWT	NWT	NWT	NWT	NWT	NWT	NWT	3-0-0-0
Foster, Anan	RB	RB	RB	RB	RB	RB	RB	NWT	IA	IR	IR	IR	IR	IR	IR	IR	8-8-0-1
Frisoni, Evan	IA	IR	IR	IR	IR	IR	IR	IR	IR	IR	IR	IR	IR	IR	IR	IR	0-0-0-0
Gardner, Andrew	IR	IA	SUB	SUB	IA	IA	IA	IA	SUB	IA	IA	IA	IA	IA	IA	DNP	3-0-1-12
Gooden, Tavares	NWT	NWT	NWT	NWT	NWT	NWT	NWT	NWT	NWT	NWT	NWT	NWT	NWT	NWT	NWT	NWT	1-0-0-0
Graham, Garrett	TE	TE	SUB	TE	SUB	TE	TE	TE	TE	TE	TE	TE	TE	TE	IA	IA	13-11-0-2
Graham, Ray	PS	PS	PS	PS	PS	PS	PS	IA	IA	NWT	NWT	NWT	NWT	NWT	NWT	NWT	1-0-0-2
Griffin, Ryan	SUB	SUB	SUB	SUB	SUB	SUB	TE	TE	TE	TE	SUB	TE	TE	TE	TE	TE	15-8-0-1
Grimes, Jonathan	NWT	NWT	NWT	NWT	NWT	NWT	NWT	NWT	NWT	NWT	NWT	NWT	NWT	NWT	NWT	RB	2-1-0-0
Harris, Brandon	SUB	SUB	SUB	SUB	SUB	SUB	SUB	SUB	SUB	SUB	SUB	SUB	SUB	SUB	SUB	SUB	16-0-0-0
Harris, Ryan	SUB	SUB	LT	LT	SUB	SUB	SUB	SUB	SUB	SUB	SUB	SUB	SUB	SUB	SUB	TE	16-3-0-0
Hopkins, DeAndre	WR	WR	WR	WR	WR	WR	WR	WR	WR	WR	WR	WR	WR	WR	WR	WR	16-16-0-0
Johnson, Kareem	LCB	LCB	LCB	LCB	LCB	LCB	LCB	LCB	IA	LCB	LCB	LCB	LCB	LCB	LCB	LCB	14-14-0-2
Jamerson, Tim	SUB	IA	IA	IA	IA	IA	SUB	SUB	IA	SUB	IA	IA	IA	IA	SUB	SUB	5-0-0-11
Lean, Lestar	SUB	SUB	IA	IA	IA	SUB	SUB	SUB	SUB	SUB	SUB	SUB	DNP	SUB	SUB	SUB	12-0-1-3
Jefferson, Willie	SUB	SUB	SUB	SUB	SUB	SUB	IA	NWT	NWT	NWT	NWT	NWT	NWT	NWT	NWT	NWT	6-0-0-1
Johnson, Andre	WR	WR	WR	WR	WR	WR	WR	WR	WR	WR	WR	WR	WR	WR	WR	WR	16-16-0-0
Johnson, Dennis	NWT	NWT	NWT	NWT	NWT	NWT	NWT	SUB	SUB	SUB	SUB	SUB	SUB	SUB	RB	IA	8-1-0-1
Jones, Ben	SUB	SUB	SUB	SUB	RG	SUB	SUB	SUB	SUB	SUB	SUB	SUB	SUB	SUB	SUB	SUB	16-1-0-0
Jones, Greg	SUB	SUB	FB	SUB	FB	SUB	SUB	SUB	SUB	FB	SUB	SUB	SUB	FB	FB	FB	16-5-0-0
Joseph, Johnathan	RCB	RCB	RCB	RCB	RCB	RCB	RCB	RCB	RCB	RCB	RCB	RCB	RCB	RCB	RCB	RCB	15-15-0-0
Karim, Deji	NWT	NWT	NWT	NWT	NWT	NWT	NWT	IA	SUB	SUB	SUB	SUB	SUB	SUB	SUB	IR	7-0-0-1
Keenum, Case	IA	IA	IA	IA	IA	IA	QB	QB	QB	QB	QB	QB	QB	QB	QB	IA	8-8-0-8
Keo, Shiloh	FS	FS	SUB	SUB	SUB	SUB	SUB	FS	FS	FS	FS	FS	FS	FS	FS	FS	16-11-0-0
Kupper, Alex	PS	PS	PS	PS	PS	PS	PS	PS	PS	PS	PS	PS	PS	PS	PS	PS	0-0-0-5
Lechler, Shane	SUB	SUB	SUB	SUB	SUB	SUB	SUB	SUB	SUB	SUB	SUB	SUB	SUB	SUB	SUB	SUB	16-0-0-0
Lemon, Alec	IR	IR	IR	IR	IR	IR	IR	IR	IR	IR	IR	IR	IR	IR	IR	IR	0-0-0-0
Mack, Elbert	NWT	NWT	NWT	NWT	NWT	NWT	SUB	SUB	IA	IA	SUB	SUB	SUB	SUB	SUB	SUB	8-0-0-2
Manning, Daniel	SS	SS	SS	SS	SS	SS	IR	IR	IR	IR	IR	IR	IR	IR	IR	IR	6-6-0-0
Martin, Keshawn	SUB	SUB	SUB	SUB	SUB	SUB	SUB	SUB	SUB	SUB	SUB	SUB	SUB	SUB	SUB	SUB	16-1-0-0
Mays, Joe	ILB	ILB	ILB	ILB	ILB	ILB	ILB	ILB	ILB	ILB	ILB	ILB	ILB	ILB	ILB	SUB	14-13-0-2
McClain, Brice	SUB	SUB	SUB	SUB	SUB	SUB	SUB	SUB	SUB	SUB	LCB	SUB	SUB	CB	CB	CB	16-4-0-0
McClain, Terrell	SUB	SUB	SUB	SUB	SUB	SUB	SUB	SUB	SUB	SUB	SUB	SUB	SUB	SUB	SUB	SUB	16-0-0-0
Means, Loyce	NWT	NWT	NWT	NWT	NWT	NWT	NWT	NWT	NWT	PS	PS	PS	PS	PS	PS	PS	0-0-0-0
Menkin, Tate	PS	PS	PS	PS	PS	PS	PS	PS	PS	PS	PS	PS	PS	PS	PS	PS	0-0-0-0
Merilus, Whitney	WLB	WLB	WLB	WLB	WLB	WLB	WLB	WLB	WLB	WLB	WLB	WLB	WLB	WLB	WLB	WLB	16-16-0-0
Mitchell, Earl	NT	NT	NT	NT	NT	NT	NT	NT	NT	NT	NT	NT	NT	NT	SUB	NT	16-14-0-0
Mohamed, Mike	NWT	NWT	PS	PS	PS	PS	SUB	SUB	IA	SUB	SUB	SUB	SUB	SUB	SUB	SUB	8-0-0-2
Montgomery, Sam	IA	IA	IA	IA	IA	IA	IA	NWT	NWT	NWT	NWT	NWT	NWT	NWT	NWT	NWT	0-0-0-7
Myers, Chris	C	C	C	C	C	C	C	C	C	C	C	C	C	C	C	C	16-16-0-0
Newton, Derek	RT	RT	RT	RT	RT	RT	RT	RT	RT	RT	RT	RT	RT	RT	RT	RT	16-16-0-0
Nwachukwu, EZ	PS	PS	PS	PS	PS	PS	PS	PS	PS	PS	PS	PS	PS	PS	PS	PS	0-0-0-0
Opurum, Toben	NWT	NWT	NWT	NWT	NWT	NWT	NWT	NWT	NWT	NWT	NWT	NWT	NWT	NWT	NWT	NWT	0-0-0-1
Overbay, Nathan	NWT	NWT	PS	PS	PS	PS	PS	PS	PS	NWT	NWT	NWT	NWT	NWT	NWT	NWT	0-0-0-0
Pleasant, Eddie	SUB	SUB	SUB	SUB	SUB	SUB	SUB	SUB	SUB	SUB	SUB	SUB	SUB	SUB	S	SUB	16-1-0-0
Posey, DeVier	SUB	SUB	SUB	SUB	SUB	SUB	SUB	SUB	SUB	SUB	SUB	SUB	SUB	SUB	SUB	IA	14-0-0-2
Quessenberry, David	IA	IR	IR	IR	IR	IR	IR	IR	IR	IR	IR	IR	IR	IR	IR	IR	0-0-0-1
Reed, Brooks	SLB	SLB	SLB	SLB	SLB	SLB	SLB	SLB	SLB	SLB	SLB	SLB	SLB	SLB	SLB	SLB	16-16-0-0
Reed, Ed	IA	IA	FS	FS	FS	FS	FS	SUB	NWT	NWT	NWT	NWT	NWT	NWT	NWT	NWT	7-5-0-2
Richardson, Rico	NWT	NWT	NWT	NWT	NWT	NWT	NWT	NWT	NWT	PS	PS	PS	PS	PS	PS	PS	0-0-0-0
Rogers, Justin	NWT	NWT	NWT	NWT	NWT	NWT	NWT	NWT	NWT	NWT	NWT	NWT	NWT	NWT	NWT	NWT	6-0-0-6
Sapp, Ricky	NWT	NWT	NWT	NWT	NWT	NWT	NWT	NWT	NWT	SUB	SUB	IA	IA	SUB	SUB	SUB	10-0-0-0
Schaub, Matt	QB	QB	QB	QB	QB	QB	IA	DNP	DNP	SUB	DNP	DNP	SUB	DNP	QB	QB	10-8-5-1
Shartton, Darryl	IA	SUB	SUB	SUB	SUB	SUB	SUB	ILB	ILB	ILB	ILB	ILB	ILB	ILB	SUB	ILB	15-8-0-1
Smiley, Brad	NWT	NWT	NWT	NWT	NWT	NWT	NWT	NWT	NWT	NWT	NWT	NWT	NWT	NWT	NWT	NWT	2-0-0-1
Smith, Antonio	SUS	RDE	RDE	RDE	RDE	RDE	RDE	RDE	RDE	RDE	RDE	RDE	RDE	RDE	RDE	RDE	15-15-0-0
Smith, D.J.	NWT	NWT	NWT	NWT	NWT	NWT	NWT	NWT	NWT	SUB	NWT	NWT	NWT	NWT	NWT	NWT	1-0-0-0
Smith, Wade	LG	LG	LG	LG	LG	LG	LG	LG	LG	LG	LG	LG	LG	LG	LG	LG	16-16-0-0
Spann, Chad	NWT	NWT	NWT	NWT	NWT	NWT	NWT	NWT	NWT	NWT	NWT	NWT	NWT	PS	PS	SUB	16-0-0-0
Starling, Jawanza	NWT	NWT	NWT	NWT	NWT	NWT	NWT	NWT	NWT	SUB	IA	IA	IA	IA	IA	IA	2-0-0-5
Supernaw, Phillip	NWT	NWT	NWT	NWT	NWT	NWT	NWT	NWT	NWT	NWT	NWT	NWT	NWT	NWT	NWT	PS	1-0-0-0
Swearingner, D.J.	SUB	SUB	SUB	SUB	SUB	SS	SS	SS	SS	SS	SS	SS	SS	SS	SS	SS	16-10-0-0
Tarpinian, Jeff	NWT	NWT	NWT	NWT	NWT	NWT	NWT	NWT	NWT	ILB	SUB	SUB	SUB	SUB	ILB	ILB	8-3-0-1
Tate, Ben	SUB	SUB	SUB	SUB	RB	SUB	SUB	RB	RB	RB	RB	RB	RB	RB	IR	IR	14-7-0-0
Terrell, Steven	NWT	NWT	NWT	NWT	NWT	NWT	NWT	PS	PS	PS	PS	PS	PS	PS	PS	PS	0-0-0-0
Tuggle, Justin	SUB	SUB	IA	SUB	SUB	SUB	SUB	SUB	LB	SUB	SUB	SUB	SUB	SUB	SUB	SUB	15-1-0-1
Victorian, Josh	NWT	NWT	NWT	NWT	NWT	NWT	PS	SUB	SUB	SUB	SUB	SUB	SUB	SUB	SUB	SUB	8-0-0-0
Watt, J.J.	LDE	LDE	LDE	LDE	LDE	LDE	LDE	LDE	LDE	LDE	LDE	LDE	LDE	LDE	LDE	LDE	16-16-0-0
Weeks, Jon	SUB	SUB	SUB	SUB	SUB	SUB	SUB	SUB	SUB	SUB	SUB	SUB	SUB	SUB	SUB	SUB	16-0-0-0
White, Cody	IA	IA	IA	IA	SUB	IA	IA	IA	IA	IA	IA	IA	IA	IA	IA	IA	1-0-0-15
Williams, Brennan	IR	IR	IR	IR	IR	IR	IR	IR	IR	IR	IR	IR	IR	IR	IR	IR	0-0-0-0
Williams, Trevardo	IR	IR	IR	IR	IR	IR	IR	IR	IR	IR	IR	IR	IR	IR	IR	IR	0-0-0-0
Wood, Cierre	SUB	IA	SUB	DNP	SUB	IA	IA	NWT	NWT	NWT	NWT	NWT	NWT	NWT	NWT	NWT	3-0-1-3
Yates, T.J.	DNP	DNP	SUB	DNP	SUB	SUB	DNP	IA	IA	IA	IA	IA	IA	IA	DNP	DNP	3-0-6-7



2013 GAME-BY-GAME STARTERS

OFFENSE

	WR	LT	LG	C	RG	RT	TE	WR	RB	QB	FB
9-9 at San Diego	A. Johnson	D. Brown	W. Smith	C. Myers	B. Brooks	D. Newton	O. Daniels	D. Hopkins	A. Foster	M. Schaub	G. Graham (TE)
9-15 TENNESSEE	A. Johnson	D. Brown	W. Smith	C. Myers	B. Brooks	D. Newton	O. Daniels	D. Hopkins	A. Foster	M. Schaub	G. Graham (TE)
9-22 at Baltimore	A. Johnson	R. Harris	W. Smith	C. Myers	B. Brooks	D. Newton	O. Daniels	D. Hopkins	A. Foster	M. Schaub	G. Jones
9-29 SEATTLE	A. Johnson	R. Harris	W. Smith	C. Myers	B. Brooks	D. Newton	O. Daniels	D. Hopkins	A. Foster	M. Schaub	G. Graham (TE)
10-6 at San Francisco	A. Johnson	D. Brown	W. Smith	C. Myers	B. Jones	D. Newton	O. Daniels	D. Hopkins	A. Foster	M. Schaub	B. Tate (RB)
10-13 ST. LOUIS	A. Johnson	D. Brown	W. Smith	C. Myers	B. Brooks	D. Newton	G. Graham	D. Hopkins	A. Foster	M. Schaub	G. Jones
10-20 at Kansas City	A. Johnson	D. Brown	W. Smith	C. Myers	B. Brooks	D. Newton	G. Graham	D. Hopkins	A. Foster	C. Keenum	R. Griffin (TE)
11-3 INDIANAPOLIS	A. Johnson	D. Brown	W. Smith	C. Myers	B. Brooks	D. Newton	G. Graham	D. Hopkins	A. Foster	C. Keenum	R. Griffin (TE)
11-10 at Arizona	A. Johnson	D. Brown	W. Smith	C. Myers	B. Brooks	D. Newton	G. Graham	D. Hopkins	B. Tate	C. Keenum	R. Griffin (TE)
11-17 OAKLAND	A. Johnson	D. Brown	W. Smith	C. Myers	B. Brooks	D. Newton	G. Graham	D. Hopkins	B. Tate	C. Keenum	G. Jones
11-24 JACKSONVILLE	A. Johnson	D. Brown	W. Smith	C. Myers	B. Brooks	D. Newton	G. Graham	D. Hopkins	B. Tate	C. Keenum	R. Griffin (TE)
12-1 NEW ENGLAND	A. Johnson	D. Brown	W. Smith	C. Myers	B. Brooks	D. Newton	G. Graham	D. Hopkins	B. Tate	C. Keenum	K. Martin (WR)
12-5 at Jacksonville	A. Johnson	D. Brown	W. Smith	C. Myers	B. Brooks	D. Newton	G. Graham	D. Hopkins	B. Tate	C. Keenum	R. Griffin (TE)
12-15 at Indianapolis	A. Johnson	D. Brown	W. Smith	C. Myers	B. Brooks	D. Newton	R. Griffin	D. Hopkins	B. Tate	C. Keenum	G. Jones
12-22 DENVER	A. Johnson	D. Brown	W. Smith	C. Myers	B. Brooks	D. Newton	R. Griffin	D. Hopkins	D. Johnson	M. Schaub	G. Jones
12-29 at Tennessee	A. Johnson	D. Brown	W. Smith	C. Myers	B. Brooks	D. Newton	R. Griffin	D. Hopkins	J. Grimes	M. Schaub	R. Harris (TE)
Underline denotes rookie											

DEFENSE

	LDE	NT	RDE	WLB	ILB	ILB	SLB	LCB	SS	FS	RCB
9-9 at San Diego	J. Watt	E. Mitchell	J. Crick	W. Mercilus	J. Mays	B. Cushing	B. Reed	K. Jackson	D. Manning	S. Keo	J. Joseph
9-15 TENNESSEE	J. Watt	E. Mitchell	A. Smith	W. Mercilus	J. Mays	B. Cushing	B. Reed	K. Jackson	D. Manning	S. Keo	J. Joseph
9-22 at Baltimore	J. Watt	E. Mitchell	A. Smith	W. Mercilus	J. Mays	B. Cushing	B. Reed	K. Jackson	D. Manning	E. Reed	J. Joseph
9-29 SEATTLE	J. Watt	E. Mitchell	A. Smith	W. Mercilus	J. Mays	B. Cushing	B. Reed	K. Jackson	D. Manning	E. Reed	J. Joseph
10-6 at San Francisco	J. Watt	E. Mitchell	A. Smith	W. Mercilus	J. Mays	B. Cushing	B. Reed	K. Jackson	D. Manning	E. Reed	J. Joseph
10-13 ST. LOUIS	J. Watt	E. Mitchell	A. Smith	W. Mercilus	J. Mays	B. Cushing	B. Reed	K. Jackson	D. Manning	E. Reed	J. Joseph
10-20 at Kansas City	J. Watt	E. Mitchell	A. Smith	W. Mercilus	J. Mays	B. Cushing	B. Reed	K. Jackson	D. Swearingner	E. Reed	J. Joseph
11-3 INDIANAPOLIS	J. Watt	E. Mitchell	A. Smith	W. Mercilus	J. Mays	D. Sharpton	B. Reed	K. Jackson	D. Swearingner	S. Keo	J. Joseph
11-10 at Arizona	J. Watt	E. Mitchell	A. Smith	W. Mercilus	J. Mays	D. Sharpton	B. Reed	K. Jackson	D. Swearingner	S. Keo	J. Joseph
11-17 OAKLAND	J. Watt	E. Mitchell	A. Smith	W. Mercilus	J. Tarpinian	D. Sharpton	B. Reed	J. Tuggle (LB)	D. Swearingner	S. Keo	J. Joseph
11-24 JACKSONVILLE	J. Watt	E. Mitchell	A. Smith	W. Mercilus	J. Mays	D. Sharpton	B. Reed	B. McCain	D. Swearingner	S. Keo	J. Joseph
12-1 NEW ENGLAND	J. Watt	E. Mitchell	A. Smith	W. Mercilus	J. Mays	D. Sharpton	B. Reed	K. Jackson	D. Swearingner	S. Keo	J. Joseph
12-5 at Jacksonville	J. Watt	E. Mitchell	A. Smith	W. Mercilus	J. Mays	D. Sharpton	B. Reed	K. Jackson	D. Swearingner	S. Keo	J. Joseph
12-15 at Indianapolis	J. Watt	B. McCain (CB)	A. Smith	W. Mercilus	J. Mays	D. Sharpton	B. Reed	K. Jackson	D. Swearingner	S. Keo	J. Joseph
12-22 DENVER	J. Watt	B. McCain (CB)	A. Smith	W. Mercilus	E. Pleasant (SS)	J. Tarpinian	B. Reed	K. Jackson	D. Swearingner	S. Keo	J. Joseph
12-29 at Tennessee	J. Watt	E. Mitchell	A. Smith	W. Mercilus	J. Tarpinian	D. Sharpton	B. Reed	K. Jackson	D. Swearingner	S. Keo	B. McCain
Underline denotes rookie											



2013 HIGHS AND LOWS

TEAM HIGHS AND LOWS

	Texans		Opponents	
	High	Low	High	Low
Points	31 at SD/vs. NE	3, at SF/at IND	38 vs. STL	13 vs. JAX
First Downs	29 vs. SEA	11 vs. JAX	28 vs. NE	12 vs. OAK
Total Offense	483 vs. IND	218 vs. JAX	511 vs. DEN	216 vs. STL
Net Yards Rushing	172 vs. TEN	65 at TEN	179 vs. SEA	69 vs. IND
Net Yards Passing	340 vs. IND	132 at IND	397 vs. DEN	91 vs. SEA
Offensive Plays	88 vs. SEA	54 at KC	70 vs. DEN	41 vs. STL
Rushing Attempts	35 vs. SEA	19 at JAX	36, 3x, last at TEN	14 vs. IND
Pass Attempts	58 at JAX	25 at KC	51 vs. DEN	15 at SF
Pass Completions	34 at SD	15 at KC/ vs. NE	32 vs. DEN	6 at SF
Passes Had Intercepted	3 at SF	0, 3x, last at ARI	1, 6x, last at TEN	0, 9x, last vs. DEN
Sacks Allowed	5 vs. STL/at KC	1, 4x, last at TEN	5 vs. SEA	0 vs. STL
Fumbles	3, 3x, last: at IND	0, 4x, last vs. NE	3 vs. SEA	0, 5x, last at JAX
Fumbles Lost	2 vs. STL/at TEN	0, 9x, last vs. DEN	2 at ARZ	0, 10x, last vs. DEN
Total Turnovers	4, 3x, last: at TEN	0, vs. IND	3 at ARZ	0, 9x, last vs. DEN
Penalties	14, 3x, last: at IND	2 vs. JAX/vs. NE	10 at BAL	0 vs. NE
Yards Penalized	177 at JAX	22 vs. JAX	87 at BAL	0 vs. NE
Time of Possession	39:53 vs. SEA	26:14 vs. NE	33:46 vs. NE	23:29 at SD
Defensive Interceptions	1, 7x, last at TEN	0, 9x, last vs. DEN	3 at SF	0, 3x, last at ARI
Total Takeaways	3 at ARZ	0, 9x, last vs. DEN	4, 3x, last at TEN	0 vs. IND
Drive (Plays)	91 (12) at JAX	-18 (3) at KC	99 (9) at SD	-15 (4) at SD
Third-Down Conversions	8 at JAX	2 vs. OAK	8 at BAL	2, vs. DEN

SEASON INDIVIDUAL HIGHS

	Texans	Opponents
Yards Rushing	141, A. Foster vs. STL	150, R. Jennings vs. OAK
Rushing Attempts	27, A. Foster vs. SEA	25, C. Johnson vs. TEN
Rushing TDs	3, B. Tate vs. NE	1, 11x, last: Blount/Develin vs. NE
Receptions	13, A. Johnson at JAX	10, E. Decker vs. DEN
Yards Receiving	229, A. Johnson vs. IND	131, E. Decker vs. DEN
Receiving TDs	3, A. Johnson vs. IND	3, T. Hilton vs. IND
Combined Yards	229, A. Johnson vs. IND	148, R. Jennings vs. OAK
All-Purpose Yards	229, A. Johnson vs. IND	148, R. Jennings vs. OAK
Yards Passing	355, M. Schaub vs. SEA	400, P. Manning vs. DEN
Pass Attempts	49, M. Schaub vs. SEA	51, P. Manning vs. DEN
Pass Completions	34, M. Schaub at SD	32, P. Manning vs. DEN
TD Passes	3, 4x, Schaub (SD/TEN), Keenum (IND/ARZ)	4, 2x, P. Rivers at SD, P. Manning vs. DEN
Interceptions Thrown	3, M. Schaub at SF	1, 7x, last by R. Fitzpatrick at TEN
Longest Run	60, B. Tate vs. TEN	80t, R. Jennings vs. OAK
Longest Pass Completion	66, C. Keenum vs. NE	64t, C. Kaepernick at SF
Longest Kickoff Return	50, K. Martin vs. NE	57, Q. Demps at KC
Longest Punt Return	87t, K. Martin vs. OAK	82t, T. Doss at BAL
Longest INT Return	32, J. Joseph at IND	98t, A. Ogletree vs. STL
Longest Punt	65, S. Lechler vs. SEA	64, M. King vs. OAK
Longest Field Goal	51, R. Bullock vs. OAK	55, R. Bironas at TEN
Touchdowns Scored	3, A. Johnson vs. IND/B. Tate vs. NE	3, T. Hilton vs. IND
Points Scored	18, A. Johnson vs. IND/B. Tate vs. NE	18, T. Hilton vs. IND



2013 TRANSACTIONS

KEY: CFA - College Free Agent; ERFA - Exclusive Rights Free Agent; FA - Free Agent; IR - Reserve/Injured List; PUP - Physically Unable to Perform List UFA - Unrestricted Free Agent;

MARCH

- 12 RELEASED WR Kevin Walter
- 15 SIGNED FA OT Andrew Gardner
- 20 SIGNED UFA CB Brice McCain
- 22 SIGNED UFA S Ed Reed (Baltimore)
- 23 SIGNED UFA P Shane Lechler (Oakland)
- 27 SIGNED UFA FB Gregg Jones (Jacksonville)

APRIL

- 9 SIGNED UFA OT Ryan Harris
- 12 SIGNED UFA LB Tim Dobbins

MAY

- 10 SIGNED sixth-round pick WR Alan Bonner, sixth-round pick TE Ryan Griffin, sixth-round pick DT Chris Jones, sixth-round pick OT David Quessenberry
- SIGNED CFA CB Johnny Adams, CFA FB Zach Boren, CFA CB A.J. Bouye, CFA G Bryan Collins, CFA WR Andy Cruse, CFA ILB Ja'Gared Davis, CFA ILB Evan Frierson, CFA RB Ray Graham, CFA CB Travis Howard, CFA OLB Willie Jefferson, CFA RB Dennis Johnson, CFA S Orhian Johnson, CFA G Alex Kupper, CFA WR Alec Lemon, CFA WR EZ Nwachukwu, CFA DE Earl Okine, CFA T Dann O'Neill, CFA P Andrew Shapiro, CFA WR Mike Smith, CFA S Jawanza Starling, CFA OLB Justin Tuggle, CFA RB George Winn, CFA RB Cierre Wood
- 15 SIGNED F.A.C. Tyler Horn, FA RB Deji Karim
- WAIVED T Dann O'Neill, RB George Winn
- 16 SIGNED fourth-round pick OLB Trevardo Williams

JUNE

- 6 SIGNED FA TE Adam Schlitz
- 12 RELEASED WR Dwight Jones

JULY

- 22 SIGNED first round pick WR DeAndre Hopkins
- DECLARED S Orhian Johnson, OLB Sam Montgomery Active/Non-Football Injury
- DECLARED DE Earl Okine Active/PUP
- 23 SIGNED second round pick S D.J. Swearingin, third round pick OT Brennan Williams
- DECLARED OL Brennan Williams Active/PUP
- 25 SIGNED FA CB Elbert Mack, FADT Daniel Muir
- DECLARED LB Daryl Sharpton Active/Non-Football Injury
- DECLARED TE Garret Graham Active/Non-Football Injury
- DECLARED RB Arian Foster, RB DeVier Posey, S Ed Reed Active/PUP
- PLACED TE Phillip Supernaw on the Waived/Injured List
- 30 SIGNED FA LB Joe Mays
- PLACED CB Johnny Adams on the Waived/Injured List

AUGUST

- 12 SIGNED FA LB Elliot Coffey
- PLACED LB Evan Frierson on the Waived/Injured List
- 27 RELEASED FB Zach Boren, LB Elliot Coffey, G Bryan Collins, LB Ja'Gared Davis, RB Ray Graham, CB Travis Howard, QB Stephen McGee, G Nick Mondek, DE Earl Okine, TE Adam Schlitz, P Andrew Shapiro
- PLACED WR Alec Lemon on IR
- PLACED DT David Hunter, WR Mike Smith on Waived/Injured List
- 31 ACTIVATED S Ed Reed from PUP LIST
- PLACED WR Alan Bonner, OL Brennan Williams, LB Trevardo Williams on IR
- RELEASED DE Keith Browner TE Jake Bryne, CB Roc Carmichael, FB Tyler Clutts, LB Cameron Collins, WR Andy Cruse, C Tyler Horn, DE Delano Johnson, RB Dennis Johnson, S Orhian Johnson, DT Chris Jones, RB Deji Karim, G Alex Kupper, T Nate Menkin, LB Mike Mohamed, WR EZ Nwachukwu, S Jawanza Starling, DT David Hunter, WR Michael Smith

SEPTEMBER

- 2 SIGNED to the Practice Squad: FB Zach Boren, DE Keith Browner, CB Roc Carmichael, WR Andy Cruse, RB Ray Graham, G Alex Kupper, LB Mike Mohamed, WR EZ

Nwachukwu

- 4 SIGNED Nate Menkin to the Practice Squad
- RELEASED LB Mike Mohamed
- RENEGOTIATED WR Andre Johnson, LB Brian Cushing
- 10 PLACED G David Quessenberry on IR
- 17 SIGNED TE Nathan Overbay to the Practice Squad
- RELEASED FB Zach Boren
- 18 SIGNED LB Mike Mohamed to the Practice Squad

OCTOBER

- 9 SIGNED TE Jake Byrne (San Diego Practice Squad)
- PLACED TE Owen Daniels on IR; Designated for Return
- 15 SIGNED CB Elbert Mack, LB Mike Mohamed to the Active Roster from the Practice Squad
- SIGNED CB Josh Victorian to the Practice Squad
- PLACED CB A.J. Bouye, S Danieal Manning on the IR
- 21 RELEASED OLB Willie Jefferson, DE Sam Montgomery, RB Cierre Wood
- 23 RELEASED LB Tim Dobbins
- 28 SIGNED LB Tavares Gooden, RB Ray Graham, RB Dennis Johnson, RB Deji Karim, LB Jeff Tarpinian to the Active Roster
- PLACED LB Brian Cushing on IR
- 29 SIGNED S Steven Terrell to the Practice Squad

NOVEMBER

- 8 SIGNED CB Josh Victorian
- RELEASED LB Tavares Gooden
- 12 PLACED RB Arian Foster on IR
- RELEASED S Ed Reed
- 13 SIGNED S Jawanza Starling, ILB D.J. Smith
- SIGNED CB Loyce Means, WR Rico Richardo to the Practice Squad
- 15 RELEASED RB Ray Graham
- 20 SIGNED RB Edwin Baker to the Practice Squad
- RELEASED TE Nathan Overbay, ILB D.J. Smith
- PLACED S Jawanza Starling on the IR
- 27 SIGNED G Alex Kupper to the Active Roster from the Practice Squad
- RELEASED CB Justin Rogers

DECEMBER

- 3 SIGNED FB Brad Smelley to the Practice Squad
- 12 SIGNED FB Brad Smelley to the Active Roster from the Practice Squad
- RELEASED TE Jake Byrne
- 17 SIGNED TE Phillip Supernaw to the Practice Squad
- 18 SIGNED RB Jonathan Grimes
- PLACED RB Ben Tate on the IR
- 24 SIGNED RB Ray Graham, FB Toben Oporum
- PLACED CB Johnathan Joseph on IR, RB Deji Karim to the Practice Squad
- 27 SIGNED RB Chad Spann, TE Phillip Supernaw to the Active Roster from the Practice Squad
- PLACED TE Garrett Graham, FB Brad Smelley on IR
- 30 SIGNED WR Andy Cruse, CB Loyce Means, WR EZ Nwachukwu, WR Rico Richardson, S Steven Terrell, WR Mike Thomas to Reserved/Future contract
- 31 SIGNED DE Keith Browner to Reserved/Future contract

JANUARY

- 3 NAMED Bill O'Brien head coach
- 7 RELIEVED the following coaches of their duties to the team: Perry Carter (assistant defensive backs), Rick Dennison (offensive coordinator), Karl Dorrell (quarterbacks), Dan Hammerschmidt (offensive assistant), Chick Harris (running backs), Reggie Herring (linebackers), Vance Joseph (defensive backs), Bobby King (assistant linebackers), Larry Kirksey (wide receivers), Marc Lubick (assistant wide receivers), Brian Pariani (tight ends), Wade Phillips (defensive coordinator), Jim Ryan (assistant offensive line), Matt Schiotz (assistant strength and conditioning), Cedric Smith (head strength and conditioning) and Jeff Zgonina (assistant defensive line).
- 8 RELIEVED John Benton of his duties as offensive line coach

MARCH

- 4 RENEGOTIATED OLB Ricky Sapp
- 6 RELEASED ILB Evan Frierson
- 11 RELEASED TE Owen Daniels, CB Brice McCain



2013 FINAL NFL STANDINGS

AMERICAN FOOTBALL CONFERENCE

East Division

Team	W	L	T	Pct	PF	PA	Home	Away	Conf	Div	Streak
y-New England Patriots	12	4	0	.750	444	338	8-0-0	4-4-0	9-3-0	4-2-0	Won 2
New York Jets	8	8	0	.500	290	387	6-2-0	2-6-0	5-7-0	3-3-0	Won 2
Miami Dolphins	8	8	0	.500	317	335	4-4-0	4-4-0	7-5-0	2-4-0	Lost 2
Buffalo Bills	6	10	0	.375	339	388	4-4-0	2-6-0	5-7-0	3-3-0	Lost 1

North Division

Team	W	L	T	Pct	PF	PA	Home	Away	Conf	Div	Streak
y-Cincinnati Bengals	11	5	0	.688	430	305	8-0-0	3-5-0	8-4-0	3-3-0	Won 2
Pittsburgh Steelers	8	8	0	.500	379	370	5-3-0	3-5-0	6-6-0	4-2-0	Won 3
Baltimore Ravens	8	8	0	.500	320	352	6-2-0	2-6-0	6-6-0	3-3-0	Lost 2
Cleveland Browns	4	12	0	.250	308	406	3-5-0	1-7-0	3-9-0	2-4-0	Lost 7

South Division

Team	W	L	T	Pct	PF	PA	Home	Away	Conf	Div	Streak
y-Indianapolis Colts	11	5	0	.688	391	336	6-2-0	5-3-0	9-3-0	6-0-0	Won 3
Tennessee Titans	7	9	0	.438	362	381	3-5-0	4-4-0	6-6-0	2-4-0	Won 2
Jacksonville Jaguars	4	12	0	.250	247	449	1-7-0	3-5-0	4-8-0	3-3-0	Lost 3
HOUSTON TEXANS	2	14	0	.125	276	428	1-7-0	1-7-0	2-10-0	1-5-0	LOST 14

West Division

Team	W	L	T	Pct	PF	PA	Home	Away	Conf	Div	Streak
z-Denver Broncos	13	3	0	.813	606	399	7-1-0	6-2-0	9-3-0	5-1-0	Won 2
x-Kansas City Chiefs	11	5	0	.688	430	305	5-3-0	6-2-0	7-5-0	2-4-0	Lost 2
x-San Diego Chargers	9	7	0	.563	396	348	5-3-0	4-4-0	6-6-0	4-2-0	Won 4
Oakland Raiders	4	12	0	.250	322	453	3-5-0	1-7-0	4-8-0	1-5-0	Lost 6

NATIONAL FOOTBALL CONFERENCE

East Division

Team	W	L	T	Pct	PF	PA	Home	Away	Conf	Div	Streak
y-Philadelphia Eagles	10	6	0	.625	442	382	4-4-0	6-2-0	9-3-0	4-2-0	Won 2
Dallas Cowboys	8	8	0	.500	439	432	5-3-0	3-5-0	7-5-0	5-1-0	Lost 1
New York Giants	7	9	0	.438	294	383	4-4-0	3-5-0	6-6-0	3-3-0	Won 2
Washington Redskins	3	13	0	.188	334	478	2-6-0	1-7-0	1-11-0	0-6-0	Lost 8

North Division

Team	W	L	T	Pct	PF	PA	Home	Away	Conf	Div	Streak
y-Green Bay Packers	8	7	1	.531	417	428	4-3-1	4-4-0	6-5-1	3-2-1	Won 1
Chicago Bears	8	8	0	.500	445	478	5-3-0	3-5-0	4-8-0	2-4-0	Lost 2
Detroit Lions	7	9	0	.438	395	376	4-4-0	3-5-0	6-6-0	4-2-0	Lost 4
Minnesota Vikings	5	10	1	.344	391	480	5-3-0	0-7-1	4-7-1	2-3-1	Won 1

South Division

Team	W	L	T	Pct	PF	PA	Home	Away	Conf	Div	Streak
y-Carolina Panthers	12	4	0	.750	366	241	7-1-0	5-3-0	9-3-0	5-1-0	Won 3
x-New Orleans Saints	11	5	0	.688	414	304	8-0-0	3-5-0	9-3-0	5-1-0	Won 1
Atlanta Falcons	4	12	0	.250	353	443	3-5-0	1-7-0	3-9-0	1-5-0	Lost 2
Tampa Bay Buccaneers	4	12	0	.250	288	389	3-5-0	1-7-0	2-10-0	1-5-0	Lost 3

West Division

Team	W	L	T	Pct	PF	PA	Home	Away	Conf	Div	Streak
z-Seattle Seahawks	13	3	0	.813	417	231	7-1-0	6-2-0	10-2-0	4-2-0	Won 1
x-San Francisco 49ers	12	4	0	.750	406	272	6-2-0	6-2-0	9-3-0	5-1-0	Won 6
Arizona Cardinals	10	6	0	.625	379	324	6-2-0	4-4-0	6-6-0	2-4-0	Lost 1
St. Louis Rams	7	9	0	.438	348	364	5-3-0	2-6-0	4-8-0	1-5-0	Lost 1

x - Clinched Playoff Spot; y - Clinched Division; z - Clinched Home Field

POSTSEASON RESULTS

AFC WILD CARD

Indianapolis 45, Kansas City 44
San Diego 27, Cincinnati 10

NFC WILD CARD

New Orleans 26, Philadelphia 24
San Francisco 23, Green Bay 20

AFC DIVISIONAL

New England 43, Indianapolis 22
Denver 24, San Diego 17

NFC DIVISIONAL

Seattle 23, New Orleans 15
San Francisco 23, Carolina 10

AFC CHAMPIONSHIP

Denver 26, New England 16

NFC CHAMPIONSHIP

Seattle 23, San Francisco 17

SUPER BOWL XLVII

Seattle 43, Denver 8

LEAGUE LEADERS

Scoring, Kickers

AFC S. Gostowski, New England 158
NFC S. Hauschka, Seattle 143

Scoring, Nonkickers

AFC J. Charles, Kansas City 114
NFC J. Graham, New Orleans 96

Rushing Yards

AFC J. Charles, Kansas City 1,287
NFC L. McCoy, Philadelphia 1,607

Passer Rating

AFC P. Manning, Denver 115.1
NFC N. Foles, Philadelphia 119.2

Receiving Yards

AFC J. Gordon, Cleveland 1,646
NFC C. Johnson, Detroit 1,492

Interceptions

AFC R. Sherman, Seattle 8
NFC L. Ryan, New England 5
A. Verner, Tennessee 5
T. Gipson, Cleveland 5

Sacks

AFC R. Mathis, Indianapolis 19.5
NFC R. Quinn, St. Louis 19.0



GAME 1: Houston 31, San Diego 28

59,522 • Qualcomm Stadium • San Diego, Calif. • Sept. 9, 2013

GAME SUMMARY

After a rough start and trailing by as many as three touchdowns, the Texans pulled off a thrilling 31-28 comeback victory, complete with a ILB **Brian Cushing** pick-six, a fake punt, and 41-yard field goal as time expired.

In the Monday night season opener at San Diego, QB **Matt Schaub** finished with 346 passing yards, three touchdowns and a quarterback rating of 110.0.

WR **Andre Johnson** topped the receiving corps with 146 yards on 12 receptions. The Houston tight ends came up big with three touchdowns, two to **Owen Daniels** and one to **Garrett Graham**.

RB **Arian Foster** led in rushing with 57 yards on 18 carries and had six receptions for 33 yards. **Ben Tate** carried the ball nine times for 55 yards.

The rough start began on the very first play of the game, when Schaub's pass intended for Daniels was deflected and intercepted. QB **Philip Rivers** found the end zone on the very next play, connecting with RB **Ryan Mathews** on a 14-yard touchdown pass.

Houston's offense remained scoreless until its third drive of the game when Daniels caught the first of his two touchdowns. A 1-yard pass from Schaub tied the score at 7-7 with 3:11 remaining in the first quarter.

The Chargers regained the lead with a 6-yard pass from Rivers to WR **Eddie Royal**. San Diego continued to roll, scoring 21 unanswered points.

With 4:57 remaining in the third quarter, the Texans orchestrated their comeback. Schaub connected with Graham for a touchdown on a 7-yard pass up the middle, cutting the Chargers' lead to two scores, 28-14.

Daniels caught his second score of the night, a 9-yard pass from Schaub with 14:44 remaining in the fourth quarter.

Cushing came up big with the pick-six on an 18-yard interception, tying the score at 28.

K **Randy Bullock**, who missed a 51-yard field goal earlier in the game, connected on a 41-yarder as time expired to give the Texans the 31-28 win. For his last-second heroics, head coach **Gary Kubiak** awarded Bullock with the game ball.

Bullock was perfect on all four point after tries, and drove four of his five kickoffs out for touchbacks.

It was the Texans' first-ever victory against San Diego.

SCORING

SCORE BY PERIODS

	1	2	3	4	OT	Total
Houston Texans	7	0	7	17	-	31
San Diego Chargers	7	14	7	0	-	28

SCORING DRIVES

Team	Qtr	Time	Play Description (Extra Point) (Drive info)	HOU	SD
Chargers	1	14:45	R.Mathews 14 yd. pass from P.Rivers (N.Novak kick) (1-14, 0:05)	0	7
Texans	1	3:11	O.Daniels 1 yd. pass from M.Schaub (R.Bullock kick) (10-71, 5:51)	7	7
Chargers	2	12:24	E.Royal 6 yd. pass from P.Rivers (N.Novak kick) (12-80, 5:47)	7	14
Chargers	2	0:18	V.Brown 10 yd. pass from P.Rivers (N.Novak kick) (8-59, 1:43)	7	21
Chargers	3	10:42	E.Royal 1 yd. pass from P.Rivers (N.Novak kick) (8-80, 4:18)	7	28
Texans	3	4:57	G.Graham 7 yd. pass from M.Schaub (R.Bullock kick) (11-70, 5:45)	14	28
Texans	4	14:44	O.Daniels 9 yd. pass from M.Schaub (R.Bullock kick) (10-75, 3:46)	21	28
Texans	4	9:30	B.Cushing 18 yd. interception return (R.Bullock kick)	28	28
Texans	4	0:00	R.Bullock 41 yd. Field Goal (9-38, 3:53)	31	28

TEAM STATISTICS

	TEXANS	CHARGERS
TOTAL FIRST DOWNS	26	14
THIRD DOWN EFFICIENCY	6-13-46%	7-14-50%
FOURTH DOWN EFFICIENCY	1-2-50%	1-1-100%
TOTAL NET YARDS	449	263
NET YARDS RUSHING	120	80
NET YARDS PASSING	329	183
PASS ATTEMPTS-COMPLETIONS-HAD INTERCEPTED	45-34-1	29-14-1
KICKOFFS Number-In End Zone-Touchbacks	5-5-4	5-5-1
PUNTS Number and Average	3-45.0	6-47.8
TOTAL RETURN YARDAGE (Not Including Kickoffs)	39	5
PENALTIES Number and Yards	7-73	7-55
FUMBLES Number and Lost	0-0	0-0
TOUCHDOWNS	4	4
EXTRA POINTS Made-Attempts	4-4	4-4
FIELD GOALS Made-Attempts	1-2	0-0
RED ZONE EFFICIENCY	3-3-100%	4-4-100%
GOAL TO GO EFFICIENCY	3-3-100%	3-3-100%
SAFETIES	0	0
POSSESSION	36:31	23:29

INDIVIDUAL STATISTICS

RUSHING (Att-Yds): Houston, A. Foster 18-57, B. Tate 9-55, S. Keo 1-8. San Diego, R. Mathews 13-33, R. Brown 5-27, P. Rivers 1-18, L. McClain 1-2.

PASSING (C-A-Y-I): Houston, M. Schaub 34-45-346-1. San Diego, P. Rivers 14-28-195-1.

RECEIVING (Rec-Yds): Houston, A. Johnson 12-146, A. Foster 6-33, O. Daniels 5-67, D. Hopkins 5-66, G. Graham 4-27, B. Tate 2-7. San Diego, E. Royal 3-24, A. Gales 2-49, R. Brown 2-24, R. Mathews 2-22, D. Woodhead 2-16, V. Brown 2-13, M. Floyd 1-47.

SACKS (Sk-Yds): Houston, D. Manning 1.0-6, W. Mercilus 1.0-6. San Diego, J. Johnson 1.0-6, D. Butler 0.5-5.5, D. Freaney 0.5-5.5.

INTERCEPTIONS (Int-Yds): Houston, B. Cushing 1-18. San Diego, C. Thomas 1-2.

TACKLES (S-A-T): Houston, B. Cushing 5-6-11, W. Mercilus 5-2-7, D. Manning 6-0-6, J. Crick 3-3-6, J. Mays 3-2-5, J. Watt 3-1-4, E. Mitchell 1-3-4, S. Keo 3-1-4, K. Jackson 3-0-3, D. Swearingen 2-1-3, B. Reed 1-1-2, T. Jamison 0-2-2, W. Jefferson 1-0-1, J. Joseph 1-0-1. San Diego, B. Bird 10-4-14, D. Butler 9-4-13, E. Weddle 7-2-9, D. Cox 7-0-7, S. Wright 6-1-7, J. Johnson 5-1-6, J. Addae 4-0-4, R. Marshall 3-1-4, K. Reyes 2-1-3, M. Gilchrist 2-1-3, C. Thomas 1-2-3, L. English 1-1-2, C. Liuget 1-1-2, J. Patrick 1-0-1, J. Wynn 1-0-1, D. Freaney 0-1-1, K. Geathers 0-1-1.

MISSED FIELD GOALS: Houston, R. Bullock 51WL.



GAME 2: Houston 30, Tennessee 24 (OT)

71,718 • Reliant Stadium • Houston, Texas • Sept. 15, 2013

GAME SUMMARY

Rookie WR **DeAndre Hopkins** caught the game-winning touchdown, a 3-yard pass from QB **Matt Schaub**, in overtime to give Houston a 30-24 win against the Tennessee Titans. Hopkins ended his second NFL game with seven catches for 117 yards, the second-highest receiving total for a rookie in franchise history.

WR **Andre Johnson** left the game with just over two minutes remaining in the fourth quarter after a hit by Titans S **Bernard Pollard**.

K **Randy Bullock**, who kicked the game-winning 41-yard field goal at San Diego in Week 1, missed two 50-yarders in the first half. Following two timeouts called by Tennessee to ice him, Bullock missed a potential game-winning 46-yarder, hitting the left upright, as time expired.

Schaub was 26-of-48 for 298 yards, three touchdowns and two interceptions. Running backs **Arian Foster** and **Ben Tate** ran for a combined 172 yards. Tate led with 93 yards on nine carries. Foster scored the lone rushing touchdown, a 1-yard score, as well as a successful two-point conversion to tie the game 24-24 with 1:56 remaining in the fourth quarter.

Both teams put points on the board early, scoring on 80-yard opening drives. Schaub connected with TE **Garrett Graham** for a 1-yard touchdown, following a career-high 60-yard run by Tate on the drive. Titans WR **Kendall Wright** scored first for the Titans on a 6-yard pass from QB **Jake Locker**. Tennessee would not score again until their last drive of the half, giving them a 10-7 lead entering the break.

Head coach **Gary Kubiak** threw down the red flag in the third quarter, challenging a play which initially ruled Titans RB **Chris Johnson** down at Tennessee's 1-yard line. The ruling was overturned, resulting in a Houston safety by ILB **Joe Mays** on Johnson.

The Texans defense held the Tennessee to just 4 yards of total offense in the third quarter and Houston re-gained the lead when Schaub threw a 12-yard touchdown to TE **Owen Daniels**.

The Titans gained life in the fourth quarter, scoring 14 unanswered points. Locker orchestrated a nine-play, 99-yard drive that resulted in a 12-yard touchdown pass to TE **Delanie Walker**. Less than two minutes later, a miscommunication between Schaub and Hopkins resulted in a 23-yard pick-six by Titans CB **Alterraun Verner**.

Hopkins then went on a 64-yard tear on three consecutive catches on the following drive. Schaub's 21-yard pass along the sideline to Johnson was first ruled incomplete. A second red flag challenge by Kubiak resulted in an overturned call that rewarded Houston with a first down on Tennessee's 2-yard line. Johnson, who was injured on the play, jogged off the field, but did not return to the game.

After a 1-yard touchdown run and a successful two-point conversion by Foster, Houston tied up the score 24-24. Hopkins' 3-yard touchdown catch in overtime capped the seventh-consecutive win for the Texans in one-score games in the regular season.

ILB **Brian Cushing** had 1.5 sacks and led the defense with 13 tackles. DE **J.J. Watt** had two sacks, two passes defended and eight tackles.

SCORING

SCORE BY PERIODS	1	2	3	4	OT	Total
Tennessee Titans	7	3	0	14	0	24
Houston Texans	7	0	7	10	6	30

SCORING DRIVES

Team	Qtr	Time	Play Description (Extra Point) (Drive info)	TEN	HOU
Texans	1	12:30	G. Graham 1 yd. pass from M. Schaub (R. Bullock kick) (5-80, 2:30)	0	7
Titans	1	5:10	K. Wright 6 yd. pass from J. Locker (R. Bironas kick) (14-80, 7:20)	7	7
Titans	2	0:00	R. Bironas 47 yd. Field Goal (4-6, 1:25)	10	7
Texans	3	7:46	O. Daniels 12 yd. pass from M. Schaub (R. Bullock kick) (5-55, 2:00)	10	14
Texans	4	13:26	C. Johnson tackled in end zone by J. Mays for a Safety	10	16
Titans	4	6:37	D. Walker 10 yd. pass from J. Locker (R. Bironas kick) (9-99, 4:08)	17	16
Titans	4	4:59	A. Verner 23 yd. interception return (R. Bironas kick)	24	16
Texans	4	1:53	A. Foster 1 yd. run (A. Foster run) (8-87, 1:14)	24	24
Texans	5	10:32	D. Hopkins 3 yd. pass from M. Schaub (11-78, 4:28) (11-78, 4:28)	24	30

TEAM STATISTICS

	TITANS	TEXANS
TOTAL FIRST DOWNS	14	25
THIRD DOWN EFFICIENCY	4-16-25%	6-17-35%
FOURTH DOWN EFFICIENCY	0-1-0%	0-2-0%
TOTAL NET YARDS	248	452
NET YARDS RUSHING	119	172
NET YARDS PASSING	129	280
PASS ATTEMPTS-COMPLETIONS-HAD INTERCEPTED	30-17-0	48-26-2
KICKOFFS Number-In End Zone-Touchbacks	6-4-2	4-4-4
PUNTS Number and Average	8-47.8	7-48.3
Net Punting Average	46.6	42.9
FGs - PATs Had Blocked	0-0	0-0
TOTAL RETURN YARDAGE (Not Including Kickoffs)	73	9
PENALTIES Number and Yards	9-70	5-40
FUMBLES Number and Lost	1-0	3-0
TOUCHDOWNS	3	4
EXTRA POINTS Made-Attempts Kicking Made-Attempts	3-3	2-2
FIELD GOALS Made-Attempts	1-2	0-3
RED ZONE EFFICIENCY	2-2-100%	4-4-100%
GOAL TO GO EFFICIENCY	2-2-100%	3-3-100%
SAFETIES	0	1
TIME OF POSSESSION	31:14	33:14

INDIVIDUAL STATISTICS

RUSHING (Att-Yds): Tennessee, C. Johnson 25-96, J. Battle 6-13, J. Locker 2-10. Houston, B. Tate 9-93, A. Foster 19-79.

PASSING (C-A-Yds): Tennessee, J. Locker 17-30-148-0. Houston, M. Schaub 26-48-298-2.

RECEIVING (Rec-Yds): Tennessee, K. Wright 7-54, K. Britt 4-28, N. Washington 3-50, D. Walker 1-10, C. Mooney 1-5, C. Johnson 1-1. Houston, A. Johnson 8-76, D. Hopkins 7-117, G. Graham 3-30, B. Tate 3-8, K. Martin 2-37, O. Daniels 2-24, A. Foster 1-6.

SACKS (Sk-Yds): Tennessee, D. Morgan 1-7, K. Wimbley 1-11. Houston, J. Watt 2-10, B. Cushing 1.5-4.5, A. Smith 0.5-4.5.

INTERCEPTIONS (Int-Yds): Tennessee, B. Pollard 1-32, A. Verner 1-23. Houston, none.

TACKLES (S-A-T): Tennessee, Z. Brown, 11-1-12, B. Pollard 8-1-9, A. Verner 5-1-6, J. McCourty 3-2-5, D. Morgan 3-0-3, M. Fokou 3-0-3, J. Casey 3-0-3, M. Griffin 3-0-3, G. Wilson 3-0-3, A. Ayers 2-1-3, A. Johnson 2-0-2, K. Wimbley 1-0-1, S. Hill 1-0-1, R. Pitoitua 1-0-1, K. Klug 1-0-1, C. Sensabaugh 0-1-1. Houston, B. Cushing 11-2-13, K. Jackson 8-1-9, J. Watt 7-1-8, J. Joseph 7-0-7, D. Manning 6-1-7, D. Sharpton 4-2-6, W. Mercilus 3-3-6, E. Mitchell 0-6-6, D. Swearingen 5-0-5, B. Reed 3-2-5, S. Keo 3-1-4, J. Mays 1-2-3, A. Smith 3-0-3, J. Crick 0-1-1, B. McCain 0-1-1, T. McClain 0-1-1, E. Pleasant 0-1-1.

MISSSED FIELD GOAL: Tennessee, R. Bironas 48WR. Houston, R. Bullock 50WR, 50WR, 46LU.



GAME 3: Baltimore 30, Houston 9

71,168 • M&T Bank Stadium • Baltimore, Md. • Sept. 22, 2013

GAME SUMMARY

The Texans remained winless at Baltimore's M&T Bank Stadium after suffering their first loss of the season. Houston was unable to comeback for a third-straight week for the win, falling to the Ravens 30-9.

Mistakes marred Houston's loss in which Baltimore scored on a pick-six and punt return. The Texans had 14 penalties for 113 yards.

QB **Matt Schaub** and the Texans offense struggled without All-Pro LT **Duane Brown**, who did not make the trip due to a toe injury. Schaub was sacked three times for a loss of 24 yards. Schaub was 25-of-35 for 194 yards and one interception.

K **Randy Bullock** was 3-for-3 on field goal attempts, connecting from 27, 29, and 47 yards.

WR **Andre Johnson**, who had five catches for 36 yards on the day, left the game in the third quarter with a shin injury. WR **DeAndre Hopkins** led the receivers with six catches for 60 yards.

RB **Arian Foster** rushed for 54 yards on 12 carries. RB **Ben Tate** added 36 yards on nine carries.

Baltimore QB **Joe Flacco**, who was without starting RB **Ray Rice**, was 16-of-24 for 171 yards. Rice's absence went relatively unnoticed as RB **Bernard Pierce** rushed for 65 yards and one touchdown. The Ravens' special teams and defense contributed 14 points in the second quarter.

The Texans defense kept Baltimore scoreless through the first quarter, forcing three-and-outs on the first two possessions.

The Ravens defense scored the game's first touchdown, a pick-six by ILB **Daryl Smith**. Smith intercepted Schaub's pass, intended for TE **Owen Daniels**, and returned it for a 37-yard touchdown to give Baltimore a 10-6 lead. Less than two minutes later, P **Shane Lechler**'s punt was returned 82 yards by WR **Tandon Doss** for another score. Bullock kicked a 47-yard attempt as time expired in the first half. Baltimore led 17-9 at halftime.

The Ravens picked up steam in the second half with an 80-yard drive resulting in a 1-yard scoring run by Pierce. K **Justin Tucker** added a 45-yard field goal in the fourth quarter.

Watt and DE **Antonio Smith** both had sacks on the day. Watt also led the defense with nine tackles and one quarterback hit.

SCORING

SCORE BY PERIODS

	1	2	3	4	OT	Total
Houston Texans	3	6	0	0	-	9
Baltimore Ravens	0	17	7	6	-	30

SCORING DRIVES

Team	Qtr	Time	Play Description (Extra Point) (Drive info)	HOU	BAL
Texans 1	7:06	R. Bullock 27 yd. Field Goal (16-69, 7:54)		3	0
Texans 2	14:56	R. Bullock 29 yd. Field Goal (5-18, 2:35)		6	0
Ravens 2	4:11	J. Tucker 28 yd. Field Goal (11-62, 4:52)		6	3
Ravens 2	2:39	D. Smith 37 yd. interception return (J. Tucker kick)		6	10
Ravens 2	0:45	T. Doss 82 yd. punt return (J. Tucker kick)		6	17
Texans 2	0:00	R. Bullock 47 yd. Field Goal (5-51, 0:45)		9	17
Ravens 3	11:05	B. Pierce 1 yd. run (J. Tucker kick) (9-80, 3:55)		9	24
Ravens 4	9:09	J. Tucker 45 yd. Field Goal (13-69, 6:15)		9	27
Ravens 4	1:08	J. Tucker 43 yd. Field Goal (9-26, 3:51)		9	30

TEAM STATISTICS

	TEXANS	RAVENS
TOTAL FIRST DOWNS	18	16
THIRD DOWN EFFICIENCY	3-12-25%	8-16-50%
FOURTH DOWN EFFICIENCY	0-1-0%	0-0-0%
TOTAL NET YARDS	264	236
NET YARDS RUSHING	94	75
NET YARDS PASSING	170	161
PASS ATTEMPTS-COMPLETIONS-HAD INTERCEPTED	35-25-1	24-16-0
KICKOFFS Number-In End Zone-Touchbacks	3-3-1	7-7-5
PUNTS Number and Average	5-50.4	4-48.5
Net Punting Average	31.8	44.0
FGs - PATs Had Blocked	0-0	0-0
TOTAL RETURN YARDAGE (Not Including Kickoffs)	18	130
PENALTIES Number and Yards	14-113	10-87
FUMBLES Number and Lost	0-0	1-0
TOUCHDOWNS	0	3
EXTRA POINTS Made-Attempts Kicking Made-Attempts	0-0	3-3
FIELD GOALS Made-Attempts	3-3	3-3
RED ZONE EFFICIENCY	0-2-0%	1-2-50%
GOAL TO GO EFFICIENCY	0-1-0%	1-1-100%
SAFETIES	0	0
TIME OF POSSESSION	30:36	29:24

INDIVIDUAL STATISTICS

RUSHING (Att-Yds): Houston, A. Foster 12-54, B. Tate 9-36, C. Wood 2-4. Baltimore, B. Pierce 24-65, V. Leach 3-8, S. Draughn 4-2.

PASSING (C-A-Y-I): Houston, M. Schaub 25-35-194-1. Baltimore, J. Flacco 16-24-171-0.

RECEIVING (Rec-Yds): Houston, D. Hopkins 6-60, A. Johnson 5-36, O. Daniels 5-29, D. Posey 3-29, B. Tate 3-7, K. Martin 2-35, A. Foster 1(-2). Baltimore, T. Smith 5-92, D. Clark 4-46, V. Leach 2-11, B. Pierce 2-7, M. Brown 2-6, B. Stokley 1-9.

SACKS (Sk-Yds): Houston, A. Smith 1.0-2, J. Watt 1.0-8. Baltimore, H. Ngata 1.0-9, A. Jones 1.0-7, T. Suggs 1.0-8.

INTERCEPTIONS (Int-Yds): Houston, none. Baltimore, D. Smith 1-37.

TACKLES (S-A-T): Houston, B. Cushing 7-3-10, J. Watt 7-3-10, B. Reed 5-4-9, D. Sharpton 4-4-8, E. Mitchell 1-6-7, J. Mays 2-4-6, W. Mercilus 2-3-5, D. Manning 5-0-5, K. Jackson 5-0-5, J. Crick 1-3-4, D. Swearingin 3-0-3, A. Smith 2-1-3, E. Reed 3-0-3, S. Keo 2-0-2, J. Joseph 2-0-2, T. McClain 0-1-1. Baltimore, D. Smith 7-3-10, J. Ihedigbo 5-4-9, L. Webb 7-0-7, J. Smith 6-0-6, M. Elam 4-1-5, C. Graham 3-0-3, C. Upshaw 3-0-3, M. Spears 2-1-3, H. Ngata 1-2-3, A. Jones 1-2-3, T. Suggs 1-1-2, J. Byrnes 1-1-2, E. Dumervil 0-2-2, P. McPhee 0-1-1, T. Cody 0-1-1, D. Tyson 0-1-1.

MISSED FIELD GOAL: None.



GAME 4: Seattle 23, Houston 20 (OT)

71,756 • Reliant Stadium • Houston, Texas • Sept. 29, 2013

GAME SUMMARY

In a game that seemed in control with the Texans leading 20-3 at the half, Seattle reeled off 20 unanswered points in the second half and overtime for a 23-20 win.

Houston lost its second game in a row and dropped to 2-2 on the season. Turnovers continued to haunt Houston as the Seahawks scored 10 points off three takeaways.

Seattle scored first with a 48-yard field goal in the first quarter. The Texans scored 20 unanswered points to dominate early.

Seattle's defense, ranked first in the NFL, had previously only allowed an average of nine points, 146 passing yards, and 241.7 total yards. The Texans offense surpassed that before halftime with 20 points, 226 yards passing, and 324 net yards.

After an early interception on a deflected pass intended for TE **Owen Daniels**, QB **Matt Schaub** bounced back for touchdown passes on consecutive drives. Schaub connected with TE **Garrett Graham** for a 31-yard score. A 5-yard toss to RB **Arian Foster** extended the Texans lead to 14-3 following a 10-play, 80-yard drive in the second quarter.

ILB **Brian Cushing's** hit on RB **Marshawn Lynch** on Seattle's next series caused a fumble, which was recovered by NT **Terrell McClain**. The Texans converted the turnover when K **Randy Bullock** kicked a 22-yard field goal. Bullock added a 42-yarder as time expired in the first half for a 20-3 lead.

The Seahawks answered in the second half. After a fumble by RB **Ben Tate**, the Texans defense held Seattle to zero yards on four plays. The Seahawks settled for a **Steven Hauschka** 39-yard field goal. Lynch, who had 17 carries for 98 yards on the day, added a 3-yard touchdown run in the fourth quarter. Seattle trailed 20-13 with 7:43 remaining in the game.

CB **Johnathan Joseph** intercepted QB **Russell Wilson's** pass at the 5:13 mark of the fourth quarter. The momentum shift was short-lived. After four consecutive carries by Foster, Schaub's pass on third-and-4, intended for Daniels, was intercepted by CB **Richard Sherman** and returned 58 yards for a game-tying touchdown.

The Texans headed to overtime for the second time in as many home games. Houston received the ball first in overtime but was unable to score on its first two possessions.

A 15-yard unnecessary roughness penalty on CB **Kareem Jackson** extended Seattle's second possession. Hauschka kicked a game-winning 45-yard field goal on the eight-play, 42-yard drive to win the game 23-20.

Both Foster and Johnson eclipsed 100 yards in the game. Foster rushed for 102 yards on 27 carries and caught six passes for 69 yards and one touchdown. Johnson had nine receptions for 110 yards on the day. Schaub was 31-of-49 for 355 yards, two touchdowns and two interceptions.

Wilson, held to just 24 yards passing in the first half, finished 12-of-23 for 123 yards, one interception and a 49.7 passer rating but scrambled for 77 yards on 10 carries. Lynch added 98 yards rushing on 17 attempts.

SCORING

SCORE BY PERIODS

	1	2	3	4	OT	Total
Seattle Seahawks	3	0	3	14	3	23
Houston Texans	0	20	0	0	0	20

SCORING DRIVES

Team	Qtr	Time	Play Description (Extra Point) (Drive info)	SEA	HOU
Seahawks	1	11:11	S. Hauschka 48 yd. Field Goal (4-40, 1:34)	3	0
Texans	2	14:55	G. Graham 31 yd. pass from M. Schaub (R. Bullock kick) (6-90, 2:52)	3	7
Texans	2	6:11	A. Foster 5 yd. pass from M. Schaub (R. Bullock kick) (10-80, 5:10)	3	14
Texans	2	3:51	R. Bullock 22 yd. Field Goal (7-15, 2:13)	3	17
Texans	2	0:01	R. Bullock 42 yd. Field Goal (12-67, 1:12)	3	20
Seahawks	3	3:54	S. Hauschka 39 yd. Field Goal (4-0, 0:25)	6	20
Seahawks	4	7:43	M. Lynch 3 yd. run (S. Hauschka kick) (14-98, 7:28)	13	20
Seahawks	4	2:40	R. Sherman 58 yd. interception return (S. Hauschka kick)	20	20
Seahawks	5	3:19	S. Hauschka 45 yd. Field Goal (8-42, 3:27)	23	20

TEAM STATISTICS

	SEAHAWKS	TEXANS
TOTAL FIRST DOWNS	15	29
THIRD DOWN EFFICIENCY	3-14-21%	6-17-35%
FOURTH DOWN EFFICIENCY	1-1-100%	0-0-0%
TOTAL NET YARDS	270	476
NET YARDS RUSHING	179	151
NET YARDS PASSING	91	325
PASS ATTEMPTS-COMPLETIONS-HAD INTERCEPTED	23-12-1	49-31-2
KICKOFFS Number-In End Zone-Touchbacks	6-6-4	5-4-2
PUNTS Number and Average	6-46.3	7-45.3
Net Punting Average	42.8	33.9
FGs - PATs Had Blocked	0-0	0-0
TOTAL RETURN YARDAGE (Not Including Kickoffs)	118	2
PENALTIES Number and Yards	9-62	6-86
FUMBLES Number and Lost	3-1	2-1
TOUCHDOWNS	2	2
EXTRA POINTS Made-Attempts Kicking Made-Attempts	2-2	2-2
FIELD GOALS Made-Attempts	3-3	2-2
RED ZONE EFFICIENCY	1-1-100%	1-3-33%
GOAL TO GO EFFICIENCY	1-1-10%	1-2-50%
SAFETIES	0	0
TIME OF POSSESSION	31:48	39:53

INDIVIDUAL STATISTICS

RUSHING (Att-Yds): Seattle, M. Lynch 17-98, R. Wilson 10-77, R. Turbin 3-4. Houston, A. Foster 27-102, B. Tate 7-44, M. Schaub 1-5.

PASSING (C-A-Yd): Seattle, R. Wilson 12-23-123-1. Houston, M. Schaub 31-49-355-2.

RECEIVING (Rec-Yds): Seattle, M. Lynch 3-45, D. Baldwin 3-39, G. Tate 3-17, S. Rice 1-11, Z. Miller 1-7, D. Coleman 1-4. Houston, A. Johnson 9-110, O. Daniels 6-72, A. Foster 6-69, G. Graham 5-69, D. Hopkins 2-27, K. Martin 1-6, B. Tate 1-1, G. Jones 1-1.

SACKS (Sk-Yds): Seattle, C. Avril 1.0-10, C. McDonald 1.0-9, C. Clemons 1.0-9, T. McDaniel 1.0-2. Houston, W. Mercilus 2.5-12, B. Reed 1.0-10, A. Smith 1.0-6.5, J. Watt 0.5-3.5.

INTERCEPTIONS (Int-Yds): Seattle, R. Sherman 1-58, E. Thomas 1-0. Houston, J. Joseph 1-1.

TACKLES (S-A-T): Seattle, B. Wagner 6-2-8, K. Chancellor 7-0-7, E. Thomas 7-0-7, C. McDonald 5-0-5, B. Browner 5-0-5, K. Wright 4-1-5, M. Smith 4-1-5, B. Mebane 4-1-5, C. Clemons 3-2-5, R. Sherman 4-0-4, B. Maxwell 4-0-4, R. Bryant 3-1-4, T. McDaniel 1-2-3, C. Avril 2-0-2, W. Thurmond 2-0-2, M. Bennett 1-0-1. Houston, J. Watt 7-5-12, B. Cushing 7-3-10, W. Mercilus 4-4-8, D. Sharpton 4-3-7, B. Reed 4-2-6, J. Mays 4-2-6, K. Jackson 5-0-5, A. Smith 4-1-5, D. Manning 3-1-4, E. Mitchell 0-4-4, J. Joseph 2-1-3, E. Reed 2-1-3, D. Swearinger 1-0-1, J. Crick 0-1-1, W. Jefferson 0-1-1, B. McCain 0-1-1, J. Tuggle 1-0-1, B. Harris 1-0-1.

MISSED FIELD GOAL: None.



GAME 5: San Francisco 34, Houston 3

69,732 • Candlestick Park • San Francisco, Calif. • Oct. 6, 2013

GAME SUMMARY

It was a long, hard night for Houston that started on the third play from scrimmage. QB **Matt Schaub** threw an interception that was returned for a touchdown and the 49ers never looked back in the 34-3 rout.

Schaub threw two more interceptions before being spelled by QB **T.J. Yates** in the fourth quarter.

Schaub threw his fourth pick-six in as many games while San Francisco built a 21-0 lead. Houston's offense remained scoreless until K **Randy Bullock** kicked a 41-yard field goal in the third quarter.

In the first 90 seconds of the game, Schaub's pass to WR **Andre Johnson** was picked off by 49ers' CB **Tramaine Brock** and returned 18 yards for a touchdown. Brock picked Schaub off again in the second quarter.

The 49ers offense converted the turnover into a touchdown four plays later on RB **Anthony's Dixon's** 2-yard touchdown run to extend the lead to 21-0 with 5:03 remaining in the first half.

The Texans first half possessions ended in two interceptions, two punts, and a missed field goal. Bullock missed a 45-yard attempt after a drive that stalled following back-to-back penalties on TE **Owen Daniels**.

The Texans offense looked to be picking up steam later in the third quarter, moving the ball 58 yards down the field but it would end in another turnover. Schaub threw his third interception of the game, a pass intended for Daniels and picked off by DT **Tony Jerrod-Eddie**. QB **Colin Kaepernick** connected with TE **Vernon Davis** on a 64-yard touchdown pass just a few plays later. San Francisco extended its lead to 31-3.

Yates entered the game but the Texans' offense continued to struggle as RB **Ben Tate** fumbled on the second play of the drive. San Francisco recovered and converted the Texan's fourth turnover into a 24-yard field goal by K **Phil Dawson**. With 10:46 remaining in the fourth quarter, San Francisco extended its lead to 34-3.

Arian Foster led the Texans in rushing with 98 yards on 21 carries. He also had four receptions for 20 yards. Daniels caught six passes for 60 yards. ILB **Brian Cushing** led the defense with six tackles. OLB **Whitney Mercilus** added a sack to increase his season total to 4.5.

Schaub ended the game 19-of-35 for 173 yards and three interceptions.

Kaepernick completed six of 15 passes for 113 yards and one touchdown.

SCORING

SCORE BY PERIODS

	1	2	3	4	OT	Total
Houston Texans	0	0	3	0	-	3
San Francisco 49ers	14	7	3	10	-	34

SCORING DRIVES

Team	Qtr	Time	Play Description (Extra Point) (Drive info)	HOU	SF
49ers	1	13:30	T.Brock 18 yd. interception return (P.Dawson kick)	0	7
49ers	1	1:37	F.Gore 1 yd. run (P.Dawson kick) (12:65, 5:51)	0	14
49ers	2	5:03	A.Dixon 2 yd. run (P.Dawson kick) (4:32, 1:58)	0	21
Texans	3	12:01	R.Bullock 41 yd. Field Goal (7:43, 2:36)	3	21
49ers	3	5:15	P.Dawson 38 yd. Field Goal (8:39, 3:20)	3	24
49ers	4	14:16	V.Davis 64 yd. pass from C.Kaepernick (P.Dawson kick) (3:69, 1:09)	3	31
49ers	4	10:46	P.Dawson 24 yd. Field Goal (4:2, 2:31)	3	34

TEAM STATISTICS

	TEXANS	49ERS
TOTAL FIRST DOWNS	17	17
THIRD DOWN EFFICIENCY	6-16-38%	4-11-36%
FOURTH DOWN EFFICIENCY	2-3-67%	0-1-0%
TOTAL NET YARDS	313	284
NET YARDS RUSHING	131	177
NET YARDS PASSING	182	107
PASS ATTEMPTS-COMPLETIONS-HAD INTERCEPTED	40-22-3	15-6-0
KICKOFFS Number-In End Zone-Touchbacks	2-2-1	7-6-1
PUNTS Number and Average	3-50.3	4-48.8
Net Punting Average	41.0	43.8
FGs - PATs Had Blocked	0-0	0-0
TOTAL RETURN YARDAGE (Not Including Kickoffs)	20	65
PENALTIES Number and Yards	7-52	3-17
FUMBLES Number and Lost	2-1	1-0
TOUCHDOWNS	0	4
EXTRA POINTS Made-Attempts Kicking Made-Attempts	0-0	4-4
FIELD GOALS Made-Attempts	1-2	2-2
RED ZONE EFFICIENCY	0-1-0%	2-5-40%
GOAL TO GO EFFICIENCY	0-0-0%	2-3-67%
SAFETIES	0	0
TIME OF POSSESSION	33:52	26:08

INDIVIDUAL STATISTICS

RUSHING (Att-Yds): Houston, A. Foster 21-98, B. Tate 7-28, C. Wood 1-5, T. Yates 1-0. San Francisco, F. Gore 17-81, L. James 4-31, K. Hunter 5-29, C. Kaepernick 1-14, K. Williams 1-13, A. Dixon 5-12, C. McCoy 3-(-3).

PASSING (C-A-Y-I): Houston, M. Schaub 19-35-173-3, T. Yates 3-5-15-0. San Francisco, C. Kaepernick 6-15-113-0.

RECEIVING (Rec-Yds): Houston, O. Daniels 6-60, A. Foster 4-20, A. Johnson 3-39, G. Graham 3-15, D. Hopkins 2-23, B. Tate 2-12, K. Martin 1-14, D. Posey 1-5. San Francisco, V. Davis 3-88, A. Boldin 2-21, B. Miller 1-4.

SACKS (Sk-Yds): Houston, W. Mercilus 1.0-6. San Francisco, R. McDonald 1.0-6.

INTERCEPTIONS (Int-Yds): Houston, none. San Francisco, T. Brock 2-31, T. Jerrod-Eddie 1-6.

TACKLES (S-A-T): Houston, B. Cushing 5-3-8, D. Manning 6-1-7, B. Reed 3-4-7, J. Watt 5-1-6, W. Mercilus 3-3-6, E. Mitchell 2-3-5, D. Sharpton 4-1-5, J. Mays 2-2-4, J. Crick 0-4-4, K. Jackson 3-0-3, E. Reed 2-1-3, J. Joseph 2-0-2, D. Swearingin 1-1-2, A. Smith 1-1-2, E. Pleasant 2-0-2, S. Keo 0-1-1, T. McClain 0-1-1, W. Jefferson 1-0-1, B. Harris 1-0-1. San Francisco, N. Bowman 11-2-13, M. Wilhoite 11-0-11, E. Reid 8-0-8, C. Rogers 3-2-5, R. McDonald 3-0-3, A. Brooks 3-0-3, D. Whitner 3-0-3, D. Skuta 3-0-3, T. Brown 2-0-2, J. Smith 1-1-2, T. Jerrod-Eddie 1-0-1, D. Dobbs 1-0-1, P. Cox 1-0-1, G. Dorsey 0-1-1.

MISSED FIELD GOAL: Houston, R. Bullock 45W.L.



GAME 6: St. Louis 38, Houston 13

71,104 • Reliant Stadium • Houston, Texas • Oct. 13, 2013

GAME SUMMARY

The Houston Texans lost their fourth-straight game in an unpredictable fashion.

The St. Louis offense, defense, and special teams each scored in the Rams' 38-13 victor. The Rams found the end zone on three touchdowns by QB **Sam Bradford**, a fumbled kickoff return and an interception return.

Despite putting up 420 yards of total offense, the Texans only found the end zone once. Houston committed four turnovers; two fumbles and two interceptions. St. Louis returned two of those for touchdowns.

QB **Matt Schaub** was 15-of-21 for 186 yards and a passer rating of 98.5 before leaving the game with an injury. With 3:54 remaining in third quarter, Schaub was sacked by DE **Chris Long** and did not return to the game.

QB **T.J. Yates** took over but struggled, throwing the team's fifth pick-six in as many games on his first drive. Yates completed 11-of-16 passes for 98 yards and had two interceptions.

In the first half, Houston's offense moved the ball successfully but was unable to score. RB **Arian Foster** shined with 98 yards rushing on 10 carries and two catches for 46 yards. Schaub was 11-of-14 for 153 yards. Penalties plagued the Texans who committed seven for 95 yards before halftime.

St. Louis scored first on a 65-yard drive that was extended 40 yards by pass interference penalty on CB **Kareem Jackson**. Bradford threw a 2-yard touchdown pass to TE **Cory Harkey** to give the Rams a 7-0 lead in the first quarter.

Schaub marched the Texans down the field on Houston's second offensive series, but a fumble by WR **DeAndre Hopkins** following a 12-yard catch ended the drive. Rams LB **James Laurinaitis** recovered the fumble. K **Greg Zuerlein** kicked a 42-yard field goal and St. Louis gained a 10-0 lead with 13:22 remaining in the second quarter.

Texans K **Randy Bullock** was successful on both of his field goal attempts, kicking from 20 and 35 yards. The Texans trailed 17-6 at halftime. In the second half, the Texans eliminated their penalties but continued to make costly mistakes.

In the third quarter, St. Louis scored back-to-back touchdowns in six seconds. Bradford found WR **Brian Quick** in the endzone on a 2-yard touchdown pass. On the ensuing kickoff, WR **Keshawn Martin** fumbled the return. LB **Daren Bates** returned the fumble for an 11-yard touchdown, giving the Rams a 31-6 lead with 7:36 remaining in the third quarter.

When Schaub left the game, Yates took over at the St. Louis 23-yard line. On the same drive, Yates was picked off by LB **Alec Ogletree**, who returned it 98 yards for a touchdown. St. Louis increased its lead to 38-6 with 0:50 remaining in the third quarter with the two scores. Yates threw a second interception before leading Houston to its first touchdown of the game, a 1-yard run by RB **Ben Tate** in the fourth quarter.

Bradford was 12-of-16 for 117 yards and three touchdown passes. RB **Zac Stacy** rushed for 79 yards on 18 carries.

Foster had 20 carries for 141 yards of rushing and four catches for 57 yards. Foster had a 41-yard gain, his longest since 2011, on a short pass from Schaub. WR **Andre Johnson** led the receivers with seven catches for 88 yards.

SCORING

SCORE BY PERIODS

	1	2	3	4	OT	Total
St. Louis Rams	7	10	21	0	-	38
Houston Texans	0	6	0	7	-	13

SCORING DRIVES

Team	Qtr	Time	Play Description (Extra Point) (Drive info)	STL	HOU
Rams	1	5:59	C.Harkey 2 yd. pass from S.Bradford (G.Zuerlein kick) (6-65, 2:48)	7	0
Rams	2	13:22	G.Zuerlein 42 yd. Field Goal (6-19, 3:22)	10	0
Texans	2	8:21	R.Bullock 20 yd. Field Goal (8-78, 5:01)	10	3
Rams	2	2:43	L.Kendricks 2 yd. pass from S.Bradford (G.Zuerlein kick) (10-80, 5:38)	17	3
Texans	2	0:49	R.Bullock 35 yd. Field Goal (8-63, 1:54)	17	6
Rams	3	7:42	B.Quick 4 yd. pass from S.Bradford (G.Zuerlein kick) (10-80, 5:20)	24	6
Rams	3	7:36	D.Bates 11 yd. fumble return (G.Zuerlein kick)	31	6
Rams	3	0:36	A.Ogletree 98 yd. interception return (G.Zuerlein kick)	38	6
Texans	4	3:15	B.Tate 1 yd. run (R.Bullock kick) (12-47, 6:02)	38	13

TEAM STATISTICS

	RAMS	TEXANS
TOTAL FIRST DOWNS	15	27
THIRD DOWN EFFICIENCY	3-7-43%	6-14-43%
FOURTH DOWN EFFICIENCY	0-0-0%	2-3-67%
TOTAL NET YARDS	216	420
NET YARDS RUSHING	99	153
NET YARDS PASSING	117	267
PASS ATTEMPTS-COMPLETIONS-HAD INTERCEPTED	16-12-0	38-27-2
KICKOFFS Number-In End Zone-Touchbacks	7-6-2	4-2-1
PUNTS Number and Average	3-45.0	2-39.0
Net Punting Average	43.0	29.0
FGs - PATs Had Blocked	0-0	0-0
TOTAL RETURN YARDAGE (Not Including Kickoffs)	103	6
PENALTIES Number and Yards	9-74	7-95
FUMBLES Number and Lost	0-0	3-2
TOUCHDOWNS	5	1
EXTRA POINTS Made-Attempts Kicking Made-Attempts	5-5	1-1
FIELD GOALS Made-Attempts	1-1	2-2
RED ZONE EFFICIENCY	3-3-100%	1-6-17%
GOAL TO GO EFFICIENCY	3-3-100%	1-3-33%
SAFETIES	0	0
TIME OF POSSESSION	24:50	35:10

INDIVIDUAL STATISTICS

RUSHING (Att-Yds): St. Louis, Z. Stacy 18-79, B. Cunningham 3-11, D. Richardson 3-5, S. Bradford 1-4. Houston, A. Foster 20-141, B. Tate 10-12.

PASSING (C-A-Yd): St. Louis, S. Bradford 12-16-117-0. Houston, M. Schaub 15-21-186-0, T. Yates 12-17-98-2.

RECEIVING (Rec-Yds): St. Louis, J. Cook 2-45, C. Givens 2-20, Z. Stacy 2-11, D. Richardson 1-18, A. Pettis 1-12, B. Quick 1-4, T. Austin 1-3, L. Kendricks 1-2, C. Harkey 1-2. Houston, A. Johnson 7-88, A. Foster 4-57, D. Hopkins 3-47, B. Tate 3-16, G. Graham 2-25, R. Griffin 2-18, L. Jean 2-14, K. Martin 2-12, G. Jones 1-4, D. Posey 1-3.

SACKS (Sk-Yds): St. Louis, M. Brockers 2-0-4, J. Jenkins 1-0-0, C. Long 1-0-6, R. Quinn 1-0-7. Houston, none.

INTERCEPTIONS (Int-Yds): St. Louis, A. Ogletree 1-98, J. Jenkins 1-5. Houston, none.

TACKLES (S-A-T): St. Louis, A. Ogletree 7-3-10, T. Johnson 7-2-9, J. Dunbar 5-4-9, K. Langford 6-2-8, J. Laurinaitis 4-4-8, M. Brockers 7-0-7, R. McLeod 4-2-6, D. Stewart 3-1-4, E. Smis 3-0-3, J. Jenkins 2-1-3, C. Long 2-1-3, M. Giordano 2-0-2, W. Hayes 2-0-2, R. Quinn 1-0-1, J. Cudjo 0-1-1. Houston, E. Mitchell 2-7-9, B. Cushing 4-4-8, B. Reed 2-6-8, D. Manning 5-1-6, J. Mays 1-5-6, A. Smith 3-3-6, E. Reed 3-3-6, J. Watt 0-5-5, W. Mercilus 5-0-5, D. Swearingen 3-1-4, J. Crick 2-1-3, S. Keo 3-0-3, D. Sharpton 1-1-2, K. Jackson 2-0-2, T. McClain 1-1-2, J. Joseph 0-1-1, J. Tuggle 1-0-1.

MISSED FIELD GOAL: None.



GAME 7: Kansas City 17, Houston 16

74,118 • Arrowhead Stadium • Kansas City, Mo. • Oct. 20, 2013

GAME SUMMARY

The Texans dropped their fifth-straight game, losing to Kansas City 17-16 at Arrowhead Stadium despite a stellar debut from QB **Case Keenum** and big plays by the defense. Houston lost ILB **Brian Cushing** to a season-ending knee injury and RB **Arian Foster** left the game with a hamstring injury following the Texans' first offensive series.

Keenum was 15-of-25 passing for 271 yards, one touchdown and no interceptions for a 110.6 passer rating. It was the most passing yards for a quarterback in his first start for the Texans, surpassing **Matt Schaub's** previous record of 225 yards against Kansas City on Sept. 9, 2007.

The Houston defense forced two turnovers effectively, ending its two-game takeaway drought. DE **J.J. Watt** forced Chiefs RB **Jamaal Charles** to fumble in the third quarter. CB **Kareem Jackson** recovered Charles' fumble to set up a 21-yard field goal by K **Randy Bullock**. In the fourth quarter, FS **Shiloh Keo** intercepted **Alex Smith** on third down.

Keenum led the Texans on scoring drives on his first two possessions. Houston scored first on a 48-yard field goal by Bullock, who was 3-of-3 on the day. The former University of Houston quarterback then threw a 29-yard touchdown pass to rookie WR **DeAndre Hopkins** to give the Texans an early 10-7 lead. The five-play, 81-yard drive was extended by a 49-yard catch by WR **DeVier Posey**.

Foster had 4 carries for 11 yards before leaving in the middle of the first quarter. RB **Ben Tate**, who suffered a rib injury, finished with 50 yards rushing on 15 attempts and 5 yards receiving on two catches.

Charles rushed for 86 yards on 21 carries and one touchdown. Charles scored first for Kansas City on a 1-yard touchdown run in the first quarter. Smith ran in the Chiefs' second touchdown on a fake handoff to cap a 15-play, 97-yard drive. The Chiefs headed into halftime with a 14-10 lead.

In the second half, Houston held Kansas City to just one field goal.

Watt led the defense with six tackles, one forced fumble, and one sack. NT **Earl Mitchell** also added a sack for a loss of 6 yards.

WR **Andre Johnson** finished with 89 yards receiving on four catches. Hopkins finished with three receptions for 76 yards and one touchdown.

Smith was 23-of-34 for 240 yards passing, one rushing touchdown, and one interception.

Chiefs WR **Dwayne Bowe** caught five passes for 66 yards. The Chiefs defense sacked Keenum five times and had one fumble recovery late in the fourth quarter.

SCORING

SCORE BY PERIODS

	1	2	3	4	OT	Total
Houston Texans	3	7	6	0	-	16
Kansas City Chiefs	7	7	3	0	-	17

SCORING DRIVES

Team	Qtr	Time	Play Description (Extra Point) (Drive info)	HOU	KC
Texans	1	8:12	R.Bullock 48 yd. Field Goal (10-27, 4:55)	3	0
Chiefs	1	2:43	J.Charles 1 yd. run (R.Succop kick) (11-82, 5:29)	3	7
Texans	2	14:54	D.Hopkins 29 yd. pass from C.Keenum (R.Bullock kick) (5-81, 2:49)	10	7
Chiefs	2	0:56	A.Smith 5 yd. run (R.Succop kick) (15-97, 6:35)	10	14
Texans	3	9:24	R.Bullock 21 yd. Field Goal (5-25, 2:07)	13	14
Chiefs	3	6:07	R.Succop 22 yd. Field Goal (7-42, 3:17)	13	17
Texans	3	4:21	R.Bullock 47 yd. Field Goal (5-51, 1:46)	16	17

TEAM STATISTICS

	TEXANS	CHIEFS
TOTAL FIRST DOWNS	14	20
THIRD DOWN EFFICIENCY	4-12-33%	7-15-47%
FOURTH DOWN EFFICIENCY	0-0-0%	0-1-0%
TOTAL NET YARDS	294	357
NET YARDS RUSHING	73	126
NET YARDS PASSING	221	231
PASS ATTEMPTS-COMPLETIONS-HAD INTERCEPTED	25-15-0	34-23-1
KICKOFFS Number-In End Zone-Touchbacks	5-5-1	4-4-3
PUNTS Number and Average	5-49.8	4-43.5
Net Punting Average	43.4	42.0
FGs - PATs Had Blocked	0-0	0-0
TOTAL RETURN YARDAGE (Not Including Kickoffs)	10	32
PENALTIES Number and Yards	4-40	5-24
FUMBLES Number and Lost	2-1	1-1
TOUCHDOWNS	1	2
EXTRA POINTS Made-Attempts Kicking Made-Attempts	1-1	2-2
FIELD GOALS Made-Attempts	3-3	1-1
RED ZONE EFFICIENCY	0-1-0%	2-5-40%
GOAL TO GO EFFICIENCY	0-1-0%	1-4-25%
SAFETIES	0	0
TIME OF POSSESSION	27:48	32:12

INDIVIDUAL STATISTICS

RUSHING (Att-Yds): Houston, B. Tate 15-50, A. Foster 4-11, C. Keenum 3-10, G. Jones 2-2, Kansas City, J. Charles 21-86, A. Smith 6-28, K. Davis 2-5, D. McCluster 2-4, C. Gray 1-3.

PASSING (C-A-Yd): Houston, C. Keenum 15-25-271-0. Kansas City, A. Smith 23-34-240-1.

RECEIVING (Rec-Yds): Houston, A. Johnson 4-89, D. Hopkins 3-76, G. Graham 3-38, L. Jean 2-21, B. Tate 2-5, D. Posey 1-42. Kansas City, D. Bowe 5-66, D. McCluster 4-70, A. Fasano 4-27, J. Charles 3-37, D. Avery 3-33, A. Sherman 2-10, S. McGrath 1-4, A. Smith 1-(-4).

SACKS (Sk-Yds): Houston, E. Mitchell 1-0-6, J. Watt 1-0-3. Kansas City, T. Hall 2.5-29, B. Flowers 1-0-6, D. Johnson 1-0-5, J. Houston 0.5-10.

INTERCEPTIONS (Int-Yds): Houston, S. Keo 1-4. Kansas City, none.

TACKLES (S-A-T): Houston, E. Mitchell 7-4-11, J. Watt 5-4-9, J. Mays 5-4-9, D. Swearingen 7-1-8, K. Jackson 7-0-7, B. Reed 4-2-6, B. Cushing 5-0-5, S. Keo 4-0-4, A. Smith 1-2-3, J. Joseph 2-1-3, E. Reed 2-1-3, T. McClain 2-1-3, B. McCain 2-1-3, W. Mercilus 1-1-2, T. Jamison 1-0-1. Kansas City, B. Flowers 6-0-6, T. Hall 5-1-6, D. Johnson 5-0-5, A. Jordan 4-1-5, K. Lewis 4-0-4, M. Devito 4-0-4, D. Poe 3-1-4, J. Houston 3-0-3, E. Berry 3-0-3, T. Jackson 2-1-3, Q. Demps 1-1-2, S. Smith 1-0-1, M. Cooper 0-1-1.

MISSED FIELD GOAL: None.



GAME 8: Indianapolis 27, Houston 24

71,778 • Reliant Stadium • Houston, Texas • Nov. 3, 2013

GAME SUMMARY

The Texans were primed for a win but dropped their sixth-straight game in a hard-fought 27-24 loss to the Indianapolis Colts.

It was a bizarre night in which head coach **Gary Kubiak** collapsed at halftime and was rushed to a Houston-area hospital. As the team headed to the locker room, Kubiak went down. He was examined by team doctors and then taken in an ambulance, accompanied by family to the hospital. Defensive Coordinator **Wade Phillips** was acting head coach in Kubiak's absence.

Under an open roof at Reliant Stadium, QB **Case Keenum** led the Texans offense in Battle Red jerseys in front of a franchise-record 71,778 fans. WR **Andre Johnson** caught nine passes for 229 yards and a career-high three touchdown passes.

The defense sacked **Andrew Luck** four times on the night. DE **Antonio Smith** recorded two sacks while DE **J.J. Watt** and ILB **Joe Mays** added one each. Watt also blocked a field goal by K **Adam Vinatieri** on the Colts' opening series, which was returned 37 yards by SS **D.J. Swearinger**. Following the blocked field goal, Indianapolis punted on its next four possessions. Vinatieri's 30-yarder field goal in the first half was the only score for the Colts.

In the end, it wasn't enough. After a dominant first half, the Texans lost momentum when Luck picked up speed and Houston's offense failed to find the end zone.

In his home debut, Keenum threw three touchdown passes to Johnson to give Houston a 21-3 lead heading into halftime. In the second half, Luck threw three touchdowns to wide receiver **T.Y. Hilton** while the Texans offense was only able to put up a field goal.

Luck ended the game 18-of-40 for 271 yards passing and a passer rating of 92.8.

Texans K **Randy Bullock** was 1-of-4 on field goal attempts. Bullock was successful from 43 yards but missed from 49, 43, and 55 yards. Bullock's final game-tying, 55-yard attempt went wide left as time expired.

Keenum was 20-of-34 for 350 yards passing with three touchdowns and a 123.4 passer rating.

SCORING

SCORE BY PERIODS

	1	2	3	4	OT	Total
Indianapolis Colts	0	3	9	15	-	27
Houston Texans	14	7	3	0	-	24

SCORING DRIVES

Team	Qtr	Time	Play Description (Extra Point) (Drive info)	IND	HOU
Texans	1	14:00	A.Johnson 62 yd. pass from C.Keenum (R.Bullock kick) (3-73, 1:00)	0	7
Texans	1	4:13	A.Johnson 41 yd. pass from C.Keenum (R.Bullock kick) (4-57, 2:05)	0	14
Colts	2	3:30	A.Vinatieri 30 yd. Field Goal (4-41, 1:30)	3	14
Texans	2	0:34	A.Johnson 5 yd. pass from C.Keenum (R.Bullock kick) (7-72, 2:56)	3	21
Colts	3	11:54	A.Vinatieri 35 yd. Field Goal (10-41, 3:06)	6	21
Texans	3	4:25	R.Bullock 43 yd. Field Goal (11-62, 7:29)	6	24
Colts	3	0:05	T.Hilton 10 yd. pass from A.Luck (pass failed) (13-78, 4:20)	12	24
Colts	4	9:46	T.Hilton 58 yd. pass from A.Luck (A.Vinatieri kick) (2-67, 0:46)	19	24
Colts	4	4:00	T.Hilton 9 yd. pass from A.Luck (A.Luck-C.Fleener pass) (6-52, 2:09)	27	24

TEAM STATISTICS

	COLTS	TEXANS
TOTAL FIRST DOWNS	17	22
THIRD DOWN EFFICIENCY	4-13-31%	6-14-43%
FOURTH DOWN EFFICIENCY	0-0-0%	0-1-0%
TOTAL NET YARDS	314	483
NET YARDS RUSHING	69	143
NET YARDS PASSING	245	340
PASS ATTEMPTS-COMPLETIONS-HAD INTERCEPTED	40-18-0	34-20-1
KICKOFFS Number-In End Zone-Touchbacks	6-6-2	5-4-2
PUNTS Number and Average	5-44.4	4-41.0
Net Punting Average	41.4	32.5
FGs - PATs Had Blocked	1-0	0-0
TOTAL RETURN YARDAGE (Not Including Kickoffs)	34	15
PENALTIES Number and Yards	3-15	5-86
FUMBLES Number and Lost	0-0	1-0
TOUCHDOWNS	3	3
EXTRA POINTS Made-Attemptsm, Kicking Made-Attempts	2-3, 1-1	3-3
FIELD GOALS Made-Attempts	2-3	1-4
RED ZONE EFFICIENCY	2-4-50%	1-2-50%
GOAL TO GO EFFICIENCY	1-2-50%	1-1-100%
SAFETIES	0	0
TIME OF POSSESSION	23:48	36:12

INDIVIDUAL STATISTICS

RUSHING (Att-Yds): Indianapolis, D. Brown 6-49, T. Richardson 8-20, Houston, B. Tate 22-81, D. Johnson 8-36, C. Keenum 3-26.

PASSING (C-A-Y-I): Indianapolis, Luck 18-40-271-0. Houston, Keenum 20-34-350-0.

RECEIVING (Rec-Yds): Indianapolis, T. Hilton 7-121, C. Fleener 3-64, G. Whalen 3-32, T. Richardson 2-33, D. Heyward-Bey 1-11, L. Brazill 1-9, S. Havili 1-1. Houston, A. Johnson 9-229, G. Graham 4-46, D. Hopkins 3-54, D. Posey 3-23, B. Tate 1-(1-2).

SACKS (Sk-Yds): Indianapolis, E. Walden 1.0-10. Houston, A. Smith 2.0-13, J. Mays 1.0-7, J. Watt 1.0-6.

INTERCEPTIONS (Int-Yds): Indianapolis, none. Houston, none.

TACKLES (S-A-T): Indianapolis, P. Angerer 7-5-12, L. Landry 8-1-9, A. Bethea 7-1-8, J. Freeman 4-1-5, E. Walden 4-0-4, C. Vaughn 4-0-4, A. Franklin 3-0-3, D. Butler 3-0-3, C. Redding 2-1-3, V. Davis 2-0-2, R. Matthews 2-0-2, R. Mathis 1-1-2, R. Jean Francois 1-0-1, M. Hughes 1-0-1. Houston, J. Watt 4-4-8, J. Mays 2-5-7, S. Keo 6-1-7, D. Sharpton 4-2-6, E. Mitchell 3-2-5, A. Smith 3-2-5, W. Mercilus 1-3-4, J. Joseph 4-0-4, K. Jackson 3-0-3, D. Swearinger 2-1-3, B. McCain 1-2-3, B. Reed 0-2-2, E. Reed 2-0-2, J. Crick 0-1-1.

MISSED FIELD GOAL: Indianapolis, A. Vinatieri (42B). Houston, R. Bullock (49WL, 43WR, 55WL).



GAME 9: Arizona 27, Houston 24

60,845 • University of Phoenix Stadium • Glendale, Ariz. • Nov. 10, 2013

GAME SUMMARY

Houston dropped its seventh-straight game for the first time in franchise history, falling to the Arizona Cardinals 27-24.

After a disastrous start for the Texans' offense that resulted in a Cardinal touchdown on the first play of the game, QB **Case Keenum** threw for three touchdowns, including two to WR **Andre Johnson**. Houston's defense forced a season-high three turnovers. DE **J.J. Watt** had one sack and forced and recovered two fumbles. Rookie SS **D.J. Swearinger** had his first career NFL interception.

The Texans struggled to move the ball offensively in the second half. After a dismal third quarter with no first downs and zero net yards on offense, big plays gave the Texans a jump-start in the fourth quarter. Watt's second fumble recovery gave the Texans possession in the red zone and led to a 5-yard touchdown pass to Johnson.

Mounting injuries also plagued Houston. Without starting RB **Arian Foster**, a banged-up **Ben Tate** started and finished with 56 yards on 15 carries and three catches for 8 yards. More injuries took place as CB **Kareem Jackson** left with a rib injury in the first half after recording four solo tackles. ILB **Joe Mays** suffered an oblique injury and rookie TE **Ryan Griffin** took a hit on the opening kickoff of the second half and was ruled out with a concussion.

On the first play of the game, Keenum was sacked and had the ball stripped by LB **John Abraham**. LB **Matt Shaughnessy** recovered the fumble and returned it 6 yards to give the Cardinals a 7-0 lead.

Two drives later, Johnson caught the 60th touchdown of his career on a 7-yard pass from Keenum. The Texans offense moved the ball 49 yards on eight plays for its first score.

The Cardinals found the end zone again in the second quarter as QB **Carson Palmer** threw a 12-yard touchdown to TE **Rob Housler**.

Houston fired back with 10 unanswered points in the second quarter. The ensuing 80-yard drive ended in Griffin's first career NFL touchdown. Keenum completed passes to four different receivers on the drive: Andre Johnson, WR **DeAndre Hopkins**, Tate, and RB **Dennis Johnson**.

Two plays later, Swearinger had his first career interception off Palmer to give Houston possession at the Arizona 45-yard line. K **Randy Bullock's** 48-yard field goal tied his career high and gave the Texans their first lead of the game, 17-14 with 6:36 remaining in the second quarter.

Watt's sack on Palmer forced a fumble with 0:43 remaining in the first half. The Texans, however, were unable to capitalize on their second turnover. Bullock's second field goal attempt, a 40-yarder, was deflected by **Justin Bethel** as time expired in the half.

Houston struggled in the second half on both sides of the ball. The offense had a net gain of zero yards in the third quarter. Tate was sidelined but returned in the fourth quarter. The defense allowed the Cardinals to put up points on their next three drives. Arizona added two field goals in the third quarter with kicks from 35 and 20 yards. Palmer's 19-yard touchdown pass to WR **Andre Roberts** capped off a nine-play, 67-yard drive that consumed 4:48. Houston trailed 27-17 in the fourth quarter for its largest deficit of the day.

On the Cardinals' next offensive series, RB **Rashard Mendenhall's** fumble gave Houston some much-needed momentum. Recovered by Watt for his second of the game, the Texans took over at the Arizona 5-yard line. Twelve seconds later, Keenum's 5-yard touchdown pass to Johnson closed in on Arizona to get Houston to within three points.

With no timeouts remaining, Houston regained possession in the final two minutes. On fourth-and-3, Keenum was unable to complete a pass to Hopkins. Arizona took over on downs and ran out the clock.

SCORING

SCORE BY PERIODS

	1	2	3	4	OT	Total
Houston Texans	7	10	0	7	-	24
Arizona Cardinals	7	7	6	7	-	27

SCORING DRIVES

Team	Qtr	Time	Play Description (Extra Point) (Drive info)	HOU	ARI
Cardinals	1	14:46	M. Shaughnessy 6 yd. fumble return (J. Feely kick)	0	7
Texans	1	5:55	A. Johnson 7 yd. pass from C. Keenum (R. Bullock kick) (8-49, 4:52)	7	7
Cardinals	2	13:57	R. Housler 12 yd. pass from C. Palmer (J. Feely kick) (6-58, 2:28)	7	14
Texans	2	9:37	R. Griffin 2 yd. pass from C. Keenum (R. Bullock kick) (9-80, 4:20)	14	14
Texans	2	6:31	R. Bullock 48 yd. Field Goal (6-15, 2:09)	17	14
Cardinals	3	6:06	J. Feely 35 yd. Field Goal (10-43, 5:12)	17	17
Cardinals	3	0:02	J. Feely 21 yd. Field Goal (9-59, 4:23)	17	20
Cardinals	4	6:42	A. Roberts 19 yd. pass from C. Palmer (J. Feely kick) (9-67, 4:48)	17	27
Texans	4	4:34	A. Johnson 5 yd. pass from C. Keenum (R. Bullock kick) (3-5, 0:12)	24	27

TEAM STATISTICS

	TEXANS	CARDINALS
TOTAL FIRST DOWNS	17	19
THIRD DOWN EFFICIENCY	6-16-38%	3-10-30%
FOURTH DOWN EFFICIENCY	0-1-0%	0-0-0%
TOTAL NET YARDS	235	332
NET YARDS RUSHING	76	97
NET YARDS PASSING	159	235
PASS ATTEMPTS-COMPLETIONS-HAD INTERCEPTED	43-22-0	32-20-1
KICKOFFS Number-In End Zone-Touchbacks	5-5-3	6-5-1
PUNTS Number and Average	7-58.9	5-43.8
Net Punting Average	48.3	41.4
FGs - PATs Had Blocked	1-0	0-0
TOTAL RETURN YARDAGE (Not Including Kickoffs)	12	74
PENALTIES Number and Yards	7-53	5-29
FUMBLES Number and Lost	1-1	2-2
TOUCHDOWNS	3	3
EXTRA POINTS Made-Attempts, Kicking Made-Attempts	2-3, 1-1	3-3
FIELD GOALS Made-Attempts	1-2	2-2
RED ZONE EFFICIENCY	3-3-100%	2-4-50%
GOAL TO GO EFFICIENCY	3-3-100%	0-1-0%
SAFETIES	0	0
TIME OF POSSESSION	28:52	31:08

INDIVIDUAL STATISTICS

RUSHING (Att-Yds): Houston, B. Tate 15-56, C. Keenum 2-13, D. Johnson 4-7. Arizona, A. Ellington 11-55, R. Mendenhall 13-42, S. Taylor 2-6, C. Palmer 2-(2), P. Peterson 1-(4).

PASSING (C-A-Yd): Houston, C. Keenum 22-43-201-3. Arizona, C. Palmer 20-32-241-2.

RECEIVING (Rec-Yds): Houston, D. Hopkins 6-69, A. Johnson 5-37, D. Posey 3-34, B. Tate 3-8, G. Graham 2-18, G. Jones 1-19, D. Johnson 1-14, R. Griffin 1-2. Arizona, A. Roberts 5-72, R. Housler 4-57, L. Fitzgerald 3-23, M. Floyd 2-31, A. Ellington 2-18, J. Ballard 1-15, J. Dray 1-9, R. Mendenhall 1-9, J. Brown 1-7.

SACKS (Sk-Yds): Houston, J. Watt 1-0-6. Arizona, J. Abraham 3-0-42.

INTERCEPTIONS (Int-Yds): Houston, D. Swearinger 1-0. Arizona, none.

TACKLES (S-A-T): Houston, D. Sharpton 9-6-15, B. Reed 7-7-14, A. Smith 2-6-8, J. Watt 5-2-7, E. Mitchell 1-5-6, J. Mays 3-3-6, S. Keo 6-0-6, J. Joseph 6-0-6, D. Swearinger 5-0-5, K. Jackson 4-0-4, J. Tarpinian 3-1-4, B. Harris 2-1-3, W. Mercilus 1-1-2, J. Crick 1-1-2, E. Reed 1-0-1, B. McCain 1-0-1, T. McClain 0-1-1.

MISSED FIELD GOAL: Houston, Bullock (40LB). Arizona, none.



GAME 10: Oakland 28, Houston 23

71,726 • Reliant Stadium • Houston, Texas • Nov. 17, 2013

GAME SUMMARY

The Texans lost to the Oakland Raiders 28-23 at Reliant Stadium.

Oakland jumped to a 14-0 lead in the first quarter, converting a pair of takeaways into touchdowns. The first came when Texans TE **Garrett Graham** was stripped by S **Charles Woodson** on the third play of the game. Raiders CB **Phillip Adams** scooped up the loose ball and returned it 26 yards to the Houston 16. Six plays later, Oakland rookie QB **Matt McGloin** threw his first career touchdown pass on a 5-yarder to WR **Denarius Moore**.

Two possessions later, Texans QB **Case Keenum** was picked off by LB **Nick Roach**. It was Keenum's first career interception after 105 consecutive attempts without a pick. On the following play, WR **Rod Streater** caught McGloin's second touchdown pass of the day to give Oakland a 14-0 lead with 3:45 remaining in the first quarter.

The Texans gained momentum in the second quarter, scoring 17 unanswered points with some big plays on offense and special team. Keenum eluded the pass rush and stopped short of the right sideline to unload a 42-yard touchdown pass to Graham to cut the lead to 14-7.

WR **Keshawn Martin** evened the score with a franchise-record 87-yard punt return for a touchdown at the 2:54 mark of the second quarter. The Texans defense forced a punt on the ensuing Oakland possession. Houston took over at its own 24 and drove 43 yards to set up a career-long 51-yard field goal by K **Randy Bullock** with :40 left in the first half.

Oakland regained the lead with McGloin's third touchdown pass of the day, a 26-yarder to TE **Mychal Rivera** with 8:19 remaining in the third quarter. The Raiders provided what would be the winning points two possessions later on an 80-yard run from RB **Rashad Jennings** on a direct snap for a 28-17 lead.

QB **Matt Schaub** was inserted into the lineup on the Texans' next possession and led the team on a pair of fourth-quarter drives that resulted in 26- and 30-yard field goals from Bullock to pull within 28-23.

Houston's defense tied a franchise record by holding the Raiders to 2 yards of offense in the fourth quarter and kept the offense in the game until the final minutes of regulation.

The Texans' last chance came at its own 36-yard line with 3:43 remaining. Schaub led the team as far as the Oakland 2 but could get no further. A failed third-and-1 attempt from the 2 was followed by a run for a loss of a yard, a false start and an incompletion in the end zone to WR **Andre Johnson** with 1:10 remaining.

McGloin took three knees to run out the clock and preserve the win for the Raiders.

Keenum finished 12-of-25 for 155 yards, one touchdown and an interception. Schaub was 13-of-24 for 170 yards. RB **Ben Tate** ran for 88 yards on 19 carries for the Texans. Graham set a franchise record for a tight end with 136 yards receiving on seven receptions. ILB **Darryl Sharpton** led the defense with a franchise-record 19 tackles.

SCORING

SCORE BY PERIODS

	1	2	3	4	OT	Total
Oakland Raiders	14	0	14	0	-	28
Houston Texans	0	17	0	6	-	23

SCORING DRIVES

Team	Qtr	Time	Play Description (Extra Point) (Drive info)	OAK	HOU
Raiders	1	9:26	D.Moore 5 yd. pass from M.McGloin (S.Janikowski kick) (6-16, 3:54)	7	0
Raiders	1	3:45	R.Streater 16 yd. pass from M.McGloin (S.Janikowski kick) (1-16, 0:05)	14	0
Texans	2	11:52	G.Graham 42 yd. pass from C.Keenum (R.Bullock kick) (4-85, 2:10)	14	7
Texans	2	2:54	K.Martin 87 yd. punt return (R.Bullock kick)	14	14
Texans	2	0:40	R.Bullock 51 yd. Field Goal (9-43, 1:46)	14	17
Raiders	3	8:13	M.Rivera 26 yd. pass from M.McGloin (S.Janikowski kick) (5-73, 2:21)	21	17
Raiders	3	2:26	R.Jennings 80 yd. run (S.Janikowski kick) (1-80, 0:13)	28	17
Texans	4	12:13	R.Bullock 26 yd. Field Goal (9-61, 2:34)	28	20
Texans	4	8:02	R.Bullock 30 yd. Field Goal (10-49, 3:18)	28	23

TEAM STATISTICS

	RAIDERS	TEXANS
TOTAL FIRST DOWNS	12	14
THIRD DOWN EFFICIENCY	5-18-28%	2-16-13%
FOURTH DOWN EFFICIENCY	0-0-0%	0-1-0%
TOTAL NET YARDS	341	394
NET YARDS RUSHING	165	90
NET YARDS PASSING	176	304
PASS ATTEMPTS-COMPLETIONS-HAD INTERCEPTED	32-18-0	49-25-1
KICKOFFS Number-In End Zone-Touchbacks	5-3-2	6-6-3
PUNTS Number and Average	11-49.1	9-49.1
Net Punting Average	37.7	41.3
FGs - PATs Had Blocked	0-0	0-0
TOTAL RETURN YARDAGE (Not Including Kickoffs)	30	125
PENALTIES Number and Yards	8-77	9-50
FUMBLES Number and Lost	1-0	3-1
TOUCHDOWNS	4	2
EXTRA POINTS Kicking Made-Attempts	4-4	2-2
FIELD GOALS Made-Attempts	0-1	3-3
RED ZONE EFFICIENCY	3-3-100%	0-3-0%
GOAL TO GO EFFICIENCY	1-1-100%	0-1-0%
SAFETIES	0	0
TIME OF POSSESSION	31:31	28:29

INDIVIDUAL STATISTICS

RUSHING (Att-Yds): Oakland, R. Jennings 22-150, R. Streater 1-8, M. Reece 4-6, J. Ford 1-4, M. McGloin 3-(-3). Houston, B. Tate 19-88, D. Johnson 2-2.

PASSING (C-A-Y): Oakland, M. McGloin 18-32-197-0. Houston, M. Schaub 12-25-155-0, C. Keenum 13-24-170-1.

RECEIVING (Rec-Yds): Oakland, R. Streater 6-84, M. Rivera 5-54, M. Reece 2-17, D. Moore 2-11, R. Jennings 2-(-2), A. Holmes 1-33. Houston, A. Johnson 10-116, G. Graham 7-136, B. Tate 4-29, K. Martin 2-32, D. Hopkins 1-7, D. Posey 1-5.

SACKS (Sk-Yds): Oakland, Ke. Burnett 1-0-6, L. Houston 1-0-15. Houston, J. Watt 2-0-21.

INTERCEPTIONS (Int-Yds): Oakland, N. Roach 1-0. Houston, none.

TACKLES (S-A-T): Oakland, M. Jenkins 10-2-12, Ke. Burnett 7-0-7, C. Woodson 5-2-7, N. Roach 3-1-4, L. Houston 3-0-3, B. Ross 3-0-3, V. Walker 3-0-3, P. Adams 2-1-3, T. Porter 2-0-2, P. Sims 2-0-2, U. Young 0-2-2, S. McGee 1-0-1, S. Moore 1-0-1, C. Chekwa 1-0-1, D. Muir 1-0-1, J. Hunter 1-0-1, J. Crawford 0-1-1. Houston, D. Sharpton 11-8-19, J. Tarpinian 7-9-16, J. Watt 8-5-13, E. Mitchell 2-5-7, W. Mercilus 1-5-6, W. Smith 4-2-6, B. Reed 2-3-5, D. Swearinger 3-2-5, S. Keo 4-1-5, J. Joseph 4-0-4, T. McClain 0-3-3, B. Harris 2-1-3, J. Crick 1-1-2, B. McCain 0-1-1, T. Jamison 0-1-1, E. Pleasant 1-0-1.s

MISSED FIELD GOAL: Oakland, Janikowski (54LU). Houston, none.



GAME 11: Jacksonville 13, Houston 6

71,659 • Reliant Stadium • Houston, Texas • Nov. 24, 2013

GAME SUMMARY

The Texans dropped their ninth-straight game, falling to Jacksonville 13-6.

K **Randy Bullock** led the Texans with field goals from 49 and 20 yards. Rookie RB **Dennis Johnson** rushed for 74 yards on 13 carries. TE **Garrett Graham** led the Texans with five catches for 32 yards. QB **Case Keenum** was 18-of-34 for 169 yards and one interception which came on Houston's final drive. DE **J.J. Watt** recorded a sack for the fifth straight game and blocked his second field goal of the season.

Jacksonville RB **Maurice Jones-Drew** had his best game of the year with 14 carries for 84 yards and one touchdown and caught six passes for 60 yards. QB **Chad Henne** was 23-of-32 for 239 passing. WR **Cecil Shorts** led the Jaguars with eight catches for 71 yards.

On the first play of the game, Texans DE **Antonio Smith** and NT **Earl Mitchell** sacked Henne for a loss of 7 yards. Henne answered two plays later with a 51-yard pass to rookie WR **Ace Sanders** to set up first-and-goal from the 8-yard line. Four plays later, Jones-Drew plunged in from a yard out on fourth down for a 7-0 lead with 10:57 remaining in the first quarter.

Jacksonville extended the lead to 10-0 with a 30-yard field goal from **Josh Scobee** at the 8:01 mark of the second quarter. Jones-Drew began the 73-yard drive with a 44-yard run.

Houston punted on its first five possessions but gained momentum on its last series of the first half. Johnson churned out 47 yards on four consecutive rushes to start the drive to take Houston to the Jacksonville 33. Keenum extended the drive with a 2-yard gain on third-and-one. But it was as far as the Texans would get and the team settled for a 49-yard field goal by Bullock to cut the lead to 10-3 with :33 remaining in the first half.

Keenum moved the offense 83 yards on the first drive to start the second half. The drive stalled at the 2-yard line, leaving Bullock to convert a 20-yard field goal attempt that made it 10-6 with 8:29 remaining in the third quarter.

Jacksonville's next drive was kept alive with a roughing the passer penalty on third-and-10. Smith's hit on Henne extended the drive to set up another Scobee field goal attempt. Watt blocked the 49-yarder and FS **Shiloh Keo** returned it 25 yards with 0:57 remaining in the third quarter.

Keenum and the offense took over at the Jaguars' 49-yard line but the field position but could not capitalize as the drive ended on a failed fourth-and-one attempt. Houston challenged the spot but the call stood and Jacksonville took over at its 40-yard line.

The Jaguars increased the lead to 13-6 two possessions later on Scobee's 53-yard field goal with 6:44 remaining in the game.

With less than two minutes remaining, the Texans had a chance to tie the game. Keenum, in a hurry-up offense, connected with WR **Andre Johnson** on a 21-yard pass and was able to move the ball 39 yards after seven plays. A pass intended for WR **Keshawn Martin** was intercepted by DE **Ryan Davis** with 0:34 remaining to end the drive and Houston's hopes to tie the game.

SCORING

SCORE BY PERIODS

	1	2	3	4	OT	Total
Jacksonville Jaguars	7	3	0	3	-	13
Houston Texans	0	3	3	0	-	6

SCORING DRIVES

Team	Qtr	Time	Play Description (Extra Point) (Drive info)	JAC	HOU
Jaguars 1	10:57	M.Jones-Drew 1 yd. run (J.Scobee kick) (10-75, 4:03)		7	0
Jaguars 2	7:57	J.Scobee 30 yd. Field Goal (7-73, 4:01)		10	0
Texans 2	0:29	R.Bullock 49 yd. Field Goal (9-49, 4:35)		10	3
Texans 3	8:26	R.Bullock 20 yd. Field Goal (13-83, 6:34)		10	6
Jaguars 4	6:44	J.Scobee 53 yd. Field Goal (8-42, 4:27)		13	6

TEAM STATISTICS

	JAGUARS	TEXANS
TOTAL FIRST DOWNS	16	11
THIRD DOWN EFFICIENCY	7-17-41%	4-15-27%
FOURTH DOWN EFFICIENCY	1-1-100%	0-1-0%
TOTAL NET YARDS	333	218
NET YARDS RUSHING	118	77
NET YARDS PASSING	239	169
PASS ATTEMPTS-COMPLETIONS-HAD INTERCEPTED	33-23-0	34-18-1
KICKOFFS Number-In End Zone-Touchbacks	4-4-1	3-3-2
PUNTS Number and Average	6-43.2	7-44.9
Net Punting Average	33.3	42.9
FGs - PATs Had Blocked	1-0	0-0
TOTAL RETURN YARDAGE (Not Including Kickoffs)	22	19
PENALTIES Number and Yards	7-63	2-22
FUMBLES Number and Lost	1-0	0-0
TOUCHDOWNS	1	0
EXTRA POINTS Kicking Made-Attempts	1-1	0-0
FIELD GOALS Made-Attempts	2-3	2-2
RED ZONE EFFICIENCY	1-2-50%	0-1-0%
GOAL TO GO EFFICIENCY	1-1-100%	0-1-0%
SAFETIES	0	0
TIME OF POSSESSION	33:41	26:19

INDIVIDUAL STATISTICS

RUSHING (Att-Yds): Jacksonville, M. Jones-Drew 14-84, J. Todman 11-31, C. Henne 3-3. Houston, D. Johnson 13-74, C. Keenum 1-2, B. Tate 7-1.

PASSING (C-A-Y-I): Jacksonville, C. Henne 23-32-239-0, D. Robinson 0-1-0-0. Houston, C. Keenum 18-34-169-1.

RECEIVING (Rec-Yds): Jacksonville, C. Shorts 8-71, M. Jones-Drew 6-60, A. Sanders 4-61, M. Lewis 1-18, J. Forsett 1-9, C. Harbor 1-8, K. Taylor 1-7, J. Todman 1-5. Houston, G. Graham 5-32, B. Tate 5-26, A. Johnson 2-36, D. Johnson 2-13, R. Griffin 1-37, K. Martin 1-12, D. Hopkins 1-8, D. Posey 1-5.

SACKS (Sk-Yds): Jacksonville, G. Hayes 1.0-9, A. Branch 1.0-9. Houston, J. Watt 1.0-7, W. Mercilus 1.0-6, E. Mitchell 0.5-3.5, A. Smith 0.5-3.5, TEAM 1.0-4.

INTERCEPTIONS (Int-Yds): Jacksonville, R. Davis 1-8. Houston, none.

TACKLES (S-A-T): Jacksonville, P. Poslusny 13-14, G. Hayes 6-3-9, J. Cyprien 4-2-6, R. Allen 3-3-6, D. Gratz 2-2-4, T. Alualu 3-0-3, A. Branch 2-0-2, M. Harris 2-0-2, R. Miller 1-1-2, S. Marks 1-0-1, A. Ball 1-0-1, J. Evans 1-0-1, J. Babin 0-1-1. Houston, D. Sharpton 5-10-15, J. Watt 10-1-11, E. Mitchell 5-4-9, J. Joseph 8-1-9, J. Mays 3-5-8, D. Swearingen 4-3-7, S. Keo 5-2-7, B. Reed 4-2-6, B. Harris 4-2-6, W. Mercilus 4-0-4, A. Smith 1-2-3, J. Crick 3-0-3, B. McCain 3-0-3, T. McClain 1-1-2.

MISSED FIELD GOAL: Jacksonville, Scobee (49B). Houston, none.



GAME 12: New England 34, Houston 31

71,769 • Reliant Stadium • Houston, Texas • Dec. 1, 2013

GAME SUMMARY

The Houston Texans' highest offensive output since Week 1 wasn't enough in a 34-31 loss to the New England Patriots at Reliant Stadium. Houston's offense set a franchise record with four rushing touchdowns, including three from RB **Ben Tate**, who ran for a season-high 102 yards on 22 carries.

Houston jumped out to a 10-0 lead and led as late as the halfway mark of the fourth quarter before New England K **Stephen Gostkowski** used a pair of 53-yard field goals to erase a 31-28 deficit and send the Texans to their 10th-straight loss. The game featured five lead changes, including four in a see-saw second half.

Texans WR **Andre Johnson** caught eight passes for 121 yards and became the second-fastest player in NFL history to reach 900 receptions, doing so in his 150th career game. QB **Case Keenum** scored his first career rushing touchdown on a 5-yard dash in the third quarter and completed 15-of-30 passes for 272 yards and an interception.

New England QB **Tom Brady** led a 27-point second-half surge and finished the game with 371 yards through the air on 29-of-41 passing with two touchdowns and one interception for a 104.8 passer rating. WR **Julian Edelman** led the visitors with nine receptions for 101 yards and TE **Rob Gronkowski** pulled in six passes for 127 yards and a touchdown.

Tate opened the scoring with an 8-yard jaunt at the 8:44 mark of the first quarter to give Houston a 7-0 lead. Texans CB **Johnathan Joseph** picked off Brady on the ensuing possession and returned the interception to the Patriots' 31-yard line. K **Randy Bullock** converted a 43-yard attempt three plays later for a 10-0 lead.

New England answered with a six-play, 55 yard drive that ended with a diving 23-yard touchdown grab by Gronkowski to trim the lead to 10-7. The scoring ceased until Tate meandered 20 yards for his second touchdown of the day with 1:47 remaining in the first half for a 17-7 Texans lead that held until early in the third quarter.

Brady opened the second half by marching the Patriots 78 yards in five plays to bring New England within 17-14. He was 3-for-3 for 78 yards on the drive, including a 50-yard pass to Gronkowski, FB **James Develin** finished the drive with a bruising 1-yard touchdown run. Following a three-and-out by the Texans, Brady led another touchdown drive that ended with a 9-yard scoring grab by RB **Shane Vereen** that gave the Patriots a 21-17 lead.

The Texans answered with a 10-play, 81-yard scoring drive that ate up 5:55 on the clock. Houston ran seven times on the drive, with Keenum converting twice on third-and-one on the ground. Keenum's second conversion came on a designed keeper around the left end from the 5 for his first career touchdown run and a 24-21 lead.

RB **LeGarrette Blount** reclaimed the lead for New England with a 7-yard run at the 13:14 mark of the fourth quarter. It only took three plays for Houston to grab the lead back. Keenum began the drive with a 66-yard completion to WR **DeAndre Hopkins**. Tate covered the remaining 14 yards on the ground and took the lead with his franchise-record-tying third touchdown of the game.

The Texans' defense slowed down the Patriots on their next two drives but couldn't stop them. Gostkowski's first 53-yarder tied the game at 31-31 with 7:16 remaining. His second came at the 3:12 mark and proved to be the game-winner.

SCORING

SCORE BY PERIODS

	1	2	3	4	OT	Total
New England Patriots	7	0	14	13	-	34
Houston Texans	10	7	7	7	-	31

SCORING DRIVES

Team	Qtr	Time	Play Description (Extra Point) (Drive info)	NE	HOU
Texans	1	8:44	B. Tate 8 yd. run (R. Bullock kick) (5-52, 2:04)	0	7
Texans	1	4:10	R. Bullock 43 yd. Field Goal (4-6, 1:32)	0	10
Patriots	1	1:25	R. Gronkowski 23 yd. pass from T. Brady (S. Gostkowski kick) (6-55, 2:45)	7	10
Texans	2	1:47	B. Tate 20 yd. run (R. Bullock kick) (7-55, 3:03)	7	17
Patriots	3	12:41	J. Develin 1 yd. run (S. Gostkowski kick) (5-78, 2:19)	14	17
Patriots	3	8:06	S. Vereen 9 yd. pass from T. Brady (S. Gostkowski kick) (7-73, 3:04)	21	17
Texans	3	2:11	C. Keenum 5 yd. run (R. Bullock kick) (10-81, 5:55)	21	24
Patriots	4	13:09	L. Blount 7 yd. run (S. Gostkowski kick) (9-81, 4:02)	28	24
Texans	4	11:35	B. Tate 10 yd. run (R. Bullock kick) (3-80, 1:34)	28	31
Patriots	4	7:16	S. Gostkowski 53 yd. Field Goal (9-40, 4:19)	31	31
Patriots	4	3:12	S. Gostkowski 53 yd. Field Goal (7-32, 3:32)	34	31

TEAM STATISTICS

	PATRIOTS	TEXANS
TOTAL FIRST DOWNS	28	19
THIRD DOWN EFFICIENCY	5-12-42%	5-11-45%
FOURTH DOWN EFFICIENCY	0-0-0%	0-1-0%
TOTAL NET YARDS	453	385
NET YARDS RUSHING	88	121
NET YARDS PASSING	365	264
PASS ATTEMPTS-COMPLETIONS-HAD INTERCEPTED	41-29-1	30-15-1
KICKOFFS Number-In End Zone-Touchbacks	7-7-5	6-3-0
PUNTS Number and Average	3-44.0	3-44.7
Net Punting Average	35.3	41.0
FGs - PATs Had Blocked	0-0	0-0
TOTAL RETURN YARDAGE (Not Including Kickoffs)	13	37
PENALTIES Number and Yards	0-0	2-25
FUMBLES Number and Lost	0-0	0-0
TOUCHDOWNS	4	4
EXTRA POINTS Kicking Made-Attempts	4-4	4-4
FIELD GOALS Made-Attempts	2-3	1-1
RED ZONE EFFICIENCY	3-3-100%	3-3-100%
GOAL TO GO EFFICIENCY	3-3-100%	1-1-100%
SAFETIES	0	0
TIME OF POSSESSION	33:46	26:14

INDIVIDUAL STATISTICS

RUSHING (Att-Yds): New England, L. Blount 12-44, S. Vereen 10-38, J. Develin 2-4, B. Bolden 3-2. Houston, B. Tate 22-102, D. Johnson 3-13, C. Keenum 3-6.

PASSING (C-A-Y-I): New England, T. Brady 29-41-371-1. Houston, C. Keenum 15-30-272-1.

RECEIVING (Rec-Yds): New England, J. Edelman 9-101, R. Gronkowski 6-127, D. Amendola 5-54, S. Vereen 5-37, B. Bolden 1-18, K. Thompkins 1-16, J. Develin 1-12, J. Boyce 1-6. Houston, A. Johnson 8-121, G. Graham 3-36, D. Hopkins 2-77, K. Martin 1-27, D. Johnson 1-11.

SACKS (Sk-Yds): New England, I. Sopoaga 1.0-8. Houston, W. Mercilus 0.5-3, J. Tarpinian 0.5-3.

INTERCEPTIONS (Int-Yds): New England, L. Ryan 1-2. Houston, J. Joseph 1-31.

TACKLES (S-A-T): New England, D. Hightower 5-2-7, D. McCourty 5-0-5, B. Spikes 4-1-5, R. Ninkovich 3-1-4, Cha. Jones 1-3-4, L. Ryan 3-0-3, A. Talib 3-0-3, Chr. Jones 1-2-3, S. Gregory 1-2-3, J. Vellano 2-0-2, D. Harmon 2-0-2, S. Siliga 1-1-2, I. Sopoaga 1-0-1, J. Collins 1-0-1, D. Fletcher 0-1-1. Houston, D. Sharpton 6-3-9, D. Swearingin 7-1-8, J. Mays 6-1-7, J. Watt 5-0-5, S. Keo 5-0-5, E. Pleasant 4-0-4, J. Joseph 3-0-3, B. McCain 3-0-3, W. Mercilus 2-1-3, K. Jackson 2-1-3, E. Mitchell 2-1-3, A. Smith 2-0-2, J. Tarpinian 1-1-2, B. Reed 1-1-2.

MISSED FIELD GOAL: New England, Gostkowski (55WR). Houston, none.



GAME 13: Jacksonville 27, Houston 20

60,414 • EverBank Field • Jacksonville, Fla. • Dec. 5, 2013

GAME SUMMARY

The Houston Texans lost their seventh consecutive game by a touchdown or less in a 27-20 loss to Jacksonville at EverBank Field on NFL Network's Thursday Night Football. Texans QB **Matt Schaub** spelled starter **Case Keenum** in the third quarter but was unable lead the team back from a 24-10 deficit.

Schaub brought the Texans within 24-20, leading the team to scores on his first two drives. But a failed fourth-down attempt at the Jacksonville 13 and an interception on Houston's next possession with 2:16 to play sent the Texans to an 11th-straight loss.

The Texans tied a franchise record with 14 penalties for a record 177 yards. Seven of Houston's penalties gave the Jaguars first downs and extended drives, negating the Texans' 406-281 advantage in total yards and 35:22 of possession.

Texans WR **Andre Johnson** posted his 10th career game with at least 10 receptions and more than 150 yards receiving, tying Jerry Rice's NFL record. Johnson finished with 13 receptions for 154 yards, also marking his 50th career 100-yard game. Schaub completed 17-of-29 passes for 198 yards and Keenum was 16-of-29 for 159 yards. Both had one touchdown pass and one interception. TE **Garrett Graham** tied a career-high with eight receptions and had 73 yards.

The Jaguars built a 14-0 lead on a pair of QB **Chad Henne** touchdown passes. Henne marched the Jaguars 80 yards on 13 plays to open the game and capped the drive with a 1-yard scoring toss to TE **Marcodes Lewis** on third-and-goal. Two possessions later, Jacksonville trekked 86 yards in just 1:30. Lewis caught a 41-yard pass on the first play of the series to cross midfield. WR **Cecil Shorts III** drew a 33-yard pass interference penalty on FS **Shiloh Keo** to take the ball to the Houston 12. Following a short run by RB **Maurice Jones-Drew** and another Texans penalty, Henne hit shorts with a 6-yard scoring strike to make it 14-0.

Keenum carved into the lead by engineering one of the longest drives of the season for the Texans. He completed 7-of-8 passes for 76 yards on a 12-play, 91-yard drive that ate up 6:57 on the clock. WR **Keshawn Martin** finished the drive with an 8-yard touchdown reception with 1:56 left in the first half to make it 14-7.

The Texans got the ball back at their own 32 with 1:20 to play in the half but Jaguars CB **Alan Ball** picked off Keenum on the second play of the drive. The turnover and ensuing penalties proved costly for the Texans. S **D.J. Swearinger**'s taunting penalty on third down extended Jacksonville's drive and a defensive holding call negated SS **Eddie Pleasant**'s pick of Henne's pass on the next play. All that led to K **Josh Scobee**'s 40-yard field goal and a 17-7 Jacksonville lead at the half.

Houston K **Randy Bullock** trimmed the lead to 17-10 with a 34-yard field goal the Texans' second possession of the third quarter. Jacksonville answered with an 88-yard drive that ended with a 21-yard touchdown pass from WR **Ace Sanders** to RB **Jordan Todman** on a throwback to put Jacksonville up 24-10 with 6:18 left in the third quarter.

Schaub entered the game at the 4:10 mark and promptly drove the Texans 76 yards on seven plays, hitting Graham with a 5-yard touchdown pass to bring Houston within 24-17. The Texans forced a three-and-out on Jacksonville's ensuing possession and got the ball back at the 14:52 mark of the fourth quarter. Bullock cut the gap to 24-20 with a 31-yard field goal at the 11:34 mark.

It was as close as the Texans would get. Houston forced another three-and-out on defense but the offense stalled deep in Jacksonville territory and turned ball over on downs at the 3:45 mark with a chance to take the lead as Schaub's pass to Johnson fell incomplete. Scobee added a 39-yard field goal following Schaub's interception to seal the win.

SCORING

SCORE BY PERIODS

	1	2	3	4	OT	Total
Houston Texans	0	7	10	3	-	20
Jacksonville Jaguars	7	10	7	3	-	27

SCORING DRIVES

Team	Qtr	Time	Play Description (Extra Point) (Drive info)	HOU	JAC
Jaguars 1	8:48	M.Lewis 1 yd. pass from C.Henne (J.Scobee kick) (13-80, 6:12)	0	7	
Jaguars 2	13:41	C.Shorts 6 yd. pass from C.Henne (J.Scobee kick) (4-86, 1:30)	0	14	
Texans 2	1:53	K.Martin 8 yd. pass from C.Keenum (R.Bullock kick) (12-91, 6:57)	7	14	
Jaguars 2	0:03	J.Scobee 40 yd. Field Goal (6-37, 0:51)		7	17
Texans 3	8:29	R.Bullock 34 yd. Field Goal (5-30, 1:20)		10	17
Jaguars 3	6:12	J.Todman 21 yd. pass from A.Sanders (J.Scobee kick) (6-88, 2:17)	10	24	
Texans 3	1:08	G.Graham 5 yd. pass from M.Schaub (R.Bullock kick) (7-76, 3:02)	17	24	
Texans 4	11:31	R.Bullock 31 yd. Field Goal (11-55, 3:21)		20	24
Jaguars 4	0:25	J.Scobee 39 yd. Field Goal (4-0, 1:43)		20	27

TEAM STATISTICS

	TEXANS	JAGUARS
TOTAL FIRST DOWNS	23	18
THIRD DOWN EFFICIENCY	8-17-47%	4-14-29%
FOURTH DOWN EFFICIENCY	1-2-50%	0-0-0%
TOTAL NET YARDS	406	281
NET YARDS RUSHING	83	149
NET YARDS PASSING	323	132
PASS ATTEMPTS-COMPLETIONS-HAD INTERCEPTED	58-33-2	28-13-0
KICKOFFS Number-In End Zone-Touchbacks	5-3-3	7-4-2
PUNTS Number and Average	5-43.8	8-42.6
Net Punting Average	38.8	37.5
FGs - PATs Had Blocked	0-0	0-0
TOTAL RETURN YARDAGE (Not Including Kickoffs)	21	36
PENALTIES Number and Yards	14-177	8-57
FUMBLES Number and Lost	1-0	0-0
TOUCHDOWNS	2	3
EXTRA POINTS Kicking Made-Attempts	2-2	3-3
FIELD GOALS Made-Attempts	2-2	2-2
RED ZONE EFFICIENCY	2-5-40%	2-2-100%
GOAL TO GO EFFICIENCY	0-0-0%	1-1-100%
SAFETIES	0	0
TIME OF POSSESSION	35:22	24:38

INDIVIDUAL STATISTICS

RUSHING (Att-Yds): Houston, B. Tate 14-53, C. Keenum 1-13, D. Johnson 3-10, M. Schaub 1-7, Jacksonville, M. Jones-Drew 14-103, C. Henne 4-33, J. Todman 7-14, A. Sanders 1-0, D. Robinson 2-(-1).

PASSING (C-A-Y-I): Houston, M. Schaub 17-29-198-1, C. Keenum 16-29-159-1. Jacksonville, C. Henne 12-27-117-0, A. Sanders 1-1-21-0.

RECEIVING (Rec-Yds): Houston, A. Johnson 13-154, G. Graham 8-73, K. Martin 4-28, D. Hopkins 3-76, B. Tate 2-3, R. Griffin 1-10, D. Posey 1-9, D. Johnson 1-4, Jacksonville, A. Sanders 3-26, M. Brown 3-16, M. Lewis 2-42, M. Jones-Drew 2-20, C. Shorts 2-13, J. Todman 1-21.

SACKS (Sk-Yds): Houston, B. Reed 1.0-6, Jacksonville, A. Branch 1.0-10, R. Davis 1.0-18, J. Babin 1.0-6.

INTERCEPTIONS (Int-Yds): Houston, none. Jacksonville, G. Hayes 1-11, A. Ball 1-0. **TACKLES (S-A-T):** Houston, K. Jackson 5-1-6, D. Swearinger 5-1-6, B. McCain 3-1-4, E. Mitchell 3-1-4, B. Reed 3-0-3, J. Watt 3-0-3, S. Keo 2-1-3, A. Smith 2-0-2, W. Mercilus 1-1-2, D. Sharpton 1-1-1, J. Crick 1-0-1, J. Joseph 1-0-1, J. Mays 1-0-1, E. Pleasant 1-0-1, J. Weeks 0-1-1, Jacksonville, P. Posluszny 10-3-13, J. Cyprien 7-3-10, W. Guy 6-2-8, D. Gratz 4-1-5, A. Branch 3-1-4, A. Ball 2-2-4, T. Alualu 3-0-3, R. Davis 2-0-2, J. Babin 2-0-2, R. Allen 2-0-2, G. Hayes 1-1-2, S. Marks 1-0-1, M. Harris 1-0-1, A. Jones 1-0-1, J. Lotulelei 1-0-1, J. Mincey 0-1-1.

MISSED FIELD GOAL: Houston, none. Jacksonville, none.



GAME 14: Indianapolis 25, Houston 3

65,470 • Lucas Oil Stadium • Indianapolis, Ind. • Dec. 15, 2013

GAME SUMMARY

The Houston Texans were held to 239 yards of offense in a 25-3 loss to the Indianapolis Colts at Lucas Oil Stadium. Texans QB **Case Keenum** was picked off twice by CB **Darius Butler** and Houston was unable to overcome a 20-3 halftime deficit despite a stellar defensive effort in the second half.

Indianapolis converted twice on third-and-1 on its opening drive, marching 80 yards on 11 plays to take a 7-0 lead at the 9:31 mark of the first quarter. RB **Donald Brown** took the Colts into Texans territory with a 26-yard run to the Houston 34-yard line and Colts QB **Andrew Luck** finished the drive with a 14-yard touchdown pass to WR **Griff Whalen** eight plays later to open up the scoring.

After a three-and-out by Houston's offense, Indianapolis was moving the ball again before Texans CB **Johnathan Joseph** picked off his team-leading third pass of the season. Joseph snared Luck's pass at the 5-yard line and returned it 32 yards. K **Randy Bullock** got the Texans on the board seven plays later with a 49-yard field goal with 1:46 remaining in the first quarter.

The Colts pushed the lead to 10-3 with a 37-yard field goal from K **Adam Vinatieri** with 12 minutes remaining in the first half. Butler picked off Keenum at the Houston 30-yard line and returned it 13 yards to set up the score. RB **Trent Richardson** put the Colts up 17-3 with 7:03 remaining in the second quarter, taking shovel pass from Luck 9 yards for the score.

Indianapolis pushed the lead to 20-3, converting another Keenum interception into points. Keenum's pass intended for WR **Andre Johnson** was picked off by Butler at the Colts' 31-yard line and returned to the Houston 44 with 2:55 remaining in the half. Vinatieri connected from 43 yards out for his second field goal of the day six plays later.

The Texans didn't fare any better in the second half, punting after three plays on their first possession. Whalen returned **Shane Lechler's** 53-yard punt 51 yards to the Houston 28-yard line. Houston's defense stalled the Colts, who settled for a 40-yard field goal by Vinatieri and a 23-3 lead.

Colts DE **Robert Mathis** gave the Colts a 25-3 lead at the 1:59 mark of the third quarter, with a sack-fumble on Keenum in the end zone. Texans LT **Duane Brown** recovered the ball in the end zone for Colts safety.

Houston's defense held Indianapolis 124 yards and 0-for-7 on third downs in the second half but it wasn't enough as the Texans offense was unable to generate a first down until the fourth quarter.

Keenum finished the game 19-of-34 passing for 168 yards. Rookie TE **Ryan Griffin** led the Texans with career highs of six receptions for 62 yards.

SCORING

SCORE BY PERIODS	1	2	3	4	OT	Total
Houston Texans	3	0	0	0	-	3
Indianapolis Colts	7	13	5	0	-	25

SCORING DRIVES

Team	Qtr	Time	Play Description (Extra Point) (Drive info)	HOU	IND
Colts	1	9:31	G. Whalen 14 yd. pass from A. Luck (A. Vinatieri kick) (11-80, 5:29)	0	7
Texans	1	1:46	R. Bullock 49 yd. Field Goal (7-32, 2:27)	3	7
Colts	2	12:00	A. Vinatieri 37 yd. Field Goal (4-2, 1:29)	3	10
Colts	2	7:03	T. Richardson 9 yd. pass from A. Luck (A. Vinatieri kick) (4-70, 2:11)	3	17
Colts	2	1:44	A. Vinatieri 43 yd. Field Goal (6-19, 1:11)	3	20
Colts	3	12:27	A. Vinatieri 40 yd. Field Goal (4-6, 1:08)	3	23
Colts	3	1:53	D. Brown tackled in end zone by C. Redding for a Safety	3	25

TEAM STATISTICS

	TEXANS	COLTS
TOTAL FIRST DOWNS	12	19
THIRD DOWN EFFICIENCY	5-15-33%	5-15-33%
FOURTH DOWN EFFICIENCY	0-1-0%	0-1-0%
TOTAL NET YARDS	239	331
NET YARDS RUSHING	107	152
NET YARDS PASSING	132	179
PASS ATTEMPTS-COMPLETIONS-HAD INTERCEPTED	34-18-2	32-19-1
KICKOFFS Number-In End Zone-Touchbacks	3-1-1	6-5-2
PUNTS Number and Average	8-49.5	6-43.0
Net Punting Average	36.1	34.5
FGs - PATs Had Blocked	0-0	0-0
TOTAL RETURN YARDAGE (Not Including Kickoffs)	43	105
PENALTIES Number and Yards	14-114	4-36
FUMBLES Number and Lost	3-0	1-0
TOUCHDOWNS	0	2
EXTRA POINTS Kicking Made-Attempts	0-0	2-2
FIELD GOALS Made-Attempts	1-1	3-3
RED ZONE EFFICIENCY	0-0-0%	2-3-67%
GOAL TO GO EFFICIENCY	0-0-0%	1-1-100%
SAFETIES	0	1
TIME OF POSSESSION	26:49	33:11

INDIVIDUAL STATISTICS

RUSHING (Att-Yds): Houston, B. Tate 16-72, D. Karim 4-21, D. Johnson 4-12, C. Keenum 1-2. Indianapolis, T. Richardson 19-64, D. Brown 5-38, A. Luck 5-29, T. Choice 5-18, C. Lynch 1-3, D. Rogers 1-0.

PASSING (C-A-Y-I): Houston, C. Keenum 18-34-168-2. Indianapolis, A. Luck 19-32-180-1.

RECEIVING (Rec-Yds): Houston, R. Griffin 6-62, A. Johnson 4-18, D. Hopkins 3-52, B. Tate 3-20, K. Martin 1-13, D. Johnson 1-3. Indianapolis, T. Hilton 8-78, G. Whalen 4-45, T. Richardson 4-38, D. Rogers 2-23, J. Doyle 1-(-4).

SACKS (Sk-Yds): Houston, B. Reed 1.0-1. Indianapolis, A. Bethea 1.0-12, R. Mathis 1.0-7, E. Walden 1.0-10, B. Werner 1.0-7.

INTERCEPTIONS (Int-Yds): Houston, J. Joseph 1-32. Indianapolis, D. Butler 2-38.

TACKLES (S-A-T): Houston, J. Mays 5-8-13, D. Sharpton 2-8-10, J. Joseph 9-0-9, D. Swearinger 3-5-8, S. Keo 4-1-5, J. Watt 1-4-5, B. Reed 3-0-3, K. Jackson 3-0-3, E. Mitchell 1-2-3, B. Harris 2-0-2, J. Crick 1-1-2, W. Mercilus 0-2-2, A. Smith 1-0-1, B. McCain 1-0-1, T. McClain 0-1-1, R. Sapp 0-1-1, E. Pleasant 0-1-1. Indianapolis, L. Landry 8-1-9, A. Bethea 5-2-7, J. Freeman 4-3-7, R. Mathis 4-0-4, K. Conner 4-0-4, K. Sheppard 1-3-4, E. Walden 3-0-3, V. Davis 3-0-3, B. Werner 2-1-3, R. Mathews 2-0-2, C. Redding 1-1-2, J. McNary 1-0-1, D. Butler 1-0-1, T. Choice 1-0-1, F. Moala 1-0-1, J. Gordy 0-1-1, M. Hughes 0-1-1, A. Franklin 0-1-1.

MISSED FIELD GOAL: Houston, none. Indianapolis, none.



GAME 15: Denver 37, Houston 13

71,761 • Reliant Stadium • Houston, Texas • Dec. 22, 2013

GAME SUMMARY

The Texans fell 37-13 to the Denver Broncos in the final home game of the 2013 season at Reliant Stadium. A 16-13 game was busted open in the fourth quarter with 21 unanswered points from the visitors.

History was made for both teams as Texans WR **Andre Johnson** recorded his 100th catch of the season in the first quarter to tie WR **Wes Welker** for most 100-reception seasons in NFL history (5). Broncos QB **Peyton Manning** broke **Tom Brady's** single-season record with his 51st touchdown pass of the season in the fourth quarter.

It was a slow start for Texans QB **Matt Schaub**, who made his first start since Week 6 against St. Louis. Schaub completed 18-of-37 passes for 176 yards for one touchdown and two interceptions.

In the first half, the Texans never trailed by more than 10 points despite being held to five first downs and 83 yards of total offense. Houston cleaned up its mistakes from the previous weeks with zero penalties in the first half while the Texans defense stalled the Broncos on their two trips inside the red zone before the half, limiting the NFL's top offense to three field goals and a 36-yard touchdown pass from Manning to **Demaryius Thomas** on the first play of the second quarter.

Texans K **Randy Bullock** kept the home team within striking distance with a pair of first-half field goals. Bullock knocked through a 45-yarder to tie the game at 3-3 in the first quarter and trimmed the Broncos' lead to 10-6 with a 35-yard field goal at the 6:06 mark of the second quarter.

The Broncos pushed the lead to 16-6 before the half with a pair of field goals in the final 56 seconds before intermission. Denver K **Matt Prater** ended a 13-play, 69-yard drive with a 25-yard field goal. Houston failed to move the ball on the ensuing possession and ate up just 30 seconds of clock before punting after three plays. It left plenty of time for Manning, who took over at the Denver 31 and marched the Broncos 43 yards on four plays to set up a 44-yard field goal by Prater as time expired in the first half.

In the third quarter, Schaub threw his only touchdown of the game while the defense held Manning to just 38 yards and one first down. Schaub capped a nine-play, 74-yard drive with a 15-yard scoring strike to WR **Keshawn Martin** in the back of the end zone to cut the lead to 16-13 with 10:33 remaining in the third quarter.

It was as close as the Texans would get.

The game slipped away from the Texans in the fourth quarter in a lopsided finish. Schaub threw two interceptions and Manning added three touchdowns, including two to WR **Eric Decker**. Manning's final score was his 51st touchdown of the season, a 25-yard pass to TE **Julius Thomas**, breaking Brady's single-season record.

SCORING

SCORE BY PERIODS	1	2	3	4	OT	Total
Denver Broncos	3	13	0	21	-	37
Houston Texans	3	3	7	0	-	13

SCORING DRIVES

Team	Qtr	Time	Play Description (Extra Point) (Drive info)	DEN	HOU
Broncos	1	8:50	M.Prater 32 yd. Field Goal (12-78, 4:38)	3	0
Texans	1	2:02	R.Bullock 45 yd. Field Goal (7-47, 3:04)		3
Broncos	2	14:54	D.Thomas 36 yd. pass from P.Manning (M.Prater kick) (5-64, 2:08)	10	3
Texans	2	6:06	R.Bullock 35 yd. Field Goal (7-10, 3:45)		10
Broncos	2	0:56	M.Prater 25 yd. Field Goal (13-69, 5:10)		13
Broncos	2	0:00	M.Prater 44 yd. Field Goal (4-43, 0:26)		16
Texans	3	10:33	K.Martin 15 yd. pass from M.Schaub (R.Bullock kick) (9-74, 3:14)		16
Broncos	4	13:26	E.Decker 10 yd. pass from P.Manning (M.Prater kick) (2-28, 0:45)	23	13
Broncos	4	6:57	E.Decker 20 yd. pass from P.Manning (M.Prater kick) (8-55, 3:03)	30	13
Broncos	4	4:28	J.Thomas 25 yd. pass from P.Manning (M.Prater kick) (3-56, 0:48)	37	13

TEAM STATISTICS

	BRONCOS	TEXANS
TOTAL FIRST DOWNS	25	14
THIRD DOWN EFFICIENCY	2-11-18%	6-16-38%
FOURTH DOWN EFFICIENCY	0-1-0%	0-0-0%
TOTAL NET YARDS	511	240
NET YARDS RUSHING	114	87
NET YARDS PASSING	397	153
PASS ATTEMPTS-COMPLETIONS-HAD INTERCEPTED	51-32-0	37-18-2
KICKOFFS Number-In End Zone-Touchbacks	7-7-6	4-2-0
PUNTS Number and Average	6-48.7	8-44.9
Net Punting Average	37.0	42.3
FGs - PATs Had Blocked	0-0	0-0
TOTAL RETURN YARDAGE (Not Including Kickoffs)	24	70
PENALTIES Number and Yards	8-67	4-57
FUMBLES Number and Lost	1-0	1-0
TOUCHDOWNS	4	1
EXTRA POINTS Kicking Made-Attempts	4-4	1-1
FIELD GOALS Made-Attempts	3-3	2-2
RED ZONE EFFICIENCY	1-3-33%	1-2-50%
GOAL TO GO EFFICIENCY	1-2-50%	0-0-0%
SAFETIES	0	0
TIME OF POSSESSION	28:53	31:07

INDIVIDUAL STATISTICS

RUSHING (Att-Yds): Denver, K. Moreno 11-76, M. Ball 4-32, R. Hillman 3-6. Houston, D. Karim 8-30, D. Johnson 12-29, J. Grimes 5-23, M. Schaub 1-5.

PASSING (C-A-Y-I): Denver, P. Manning 32-51-400-0. Houston, M. Schaub 18-37-176-2.

RECEIVING (Rec-Yds): Denver, E. Decker 10-131, D. Thomas 8-123, J. Thomas 6-78, J. Tammie 3-22, K. Moreno 2-26, A. Caldwell 2-12, V. Green 1-8. Houston, R. Griffin 5-66, A. Johnson 4-63, K. Martin 4-35, D. Johnson 2-1, D. Hopkins 1-8, G. Jones 1-4, D. Karim 1-(-1).

SACKS (Sk-Yds): Denver, D. Trevathan 1-0.9, S. Williams 1-0.8, R. Ayers 1-0.6. Houston, W. Mercilus 1-0.3.

INTERCEPTIONS (Int-Yds): Denver, M. Adams 1-3, D. R-Cromartie 1-0. Houston, none.

TACKLES (S-A-T): Denver, M. Adams 6-3-9, D. Trevathan 6-2-8, S. Williams 5-0-5, N. Irving 4-1-5, M. Jackson 4-1-5, C. Harris 3-1-4, R. Ayers 3-0-3, P. Lenon 3-0-3, T. Knighton 2-1-3, D. Ihenacho 1-2-3, M. Unrein 2-0-2, S. Phillips 1-1-2, D. R-Cromartie 1-0-1, V. Miller 1-0-1, C. Bailey 1-0-1, J. Mincey 1-0-1, W. Woodyard 1-0-1. Houston, D. Shartton 5-3-8, K. Jackson 6-1-7, S. Keo 4-1-5, D. Swearingner 4-1-5, B. McCain 4-0-4, E. Pleasant 4-0-4, T. McClain 4-0-4, B. Reed 2-2-4, J. Mays 3-0-3, W. Mercilus 1-1-2, J. Watt 1-1-2, B. Harris 1-1-2, J. Tarpinian 1-0-1, E. Mitchell 1-0-1, J. Crick 1-0-1.

MISSED FIELD GOAL: Denver, none. Houston, none.



GAME 16: Tennessee 16, Houston 10

69,143 • LP Field • Nashville, Tenn. • Dec. 29, 2013

GAME SUMMARY

The Texans fell 16-10 to the Titans in the final game of the season.

QB **Matt Schaub** started for **Case Keenum**, who was inactive due to a right thumb injury. Schaub completed 22-of-34 for 229 yards, but was picked off twice and lost a fumble on a center exchange.

The Texans, depleted by injuries, were led by RB **Jonathan Grimes**, who started his first career game. Grimes led the offense in both rushing and receiving, and scored the only touchdown of the game for the Texans. He finished with 16 carries for 50 yards and six receptions for 76 yards.

Houston gained 178 yards of net offense and 13 first downs in the first half but struggled in the second half. After a touchdown on their first possession of the game, the Texans remained scoreless until the fourth quarter as the Titans put up 16 unanswered points. Houston committed four turnovers and only had one takeaway, an interception by CB **Brice McCain**.

On their opening drive, Schaub led the Texans down the field on a nine-play, 63-yard drive. He completed all four of his passes before handing off to Grimes for his first career NFL touchdown on a 3-yard run. The Texans were staked to a 7-0 advantage, but would not score again until less than three minutes remained in the game.

K **Rob Bironas** was the lone scorer for the Titans in the first half, kicking a pair of field goals from 42 and 55 yards. He made a 55-yard attempt with 0:04 remaining in the second quarter, and the Texans held a 7-6 halftime lead.

Houston's first possession of the second half ended in its second turnover of the game. Schaub's pass, intended for rookie TE **Ryan Griffin**, bounced off S **Bernard Pollard**'s facemask before it was intercepted by LB **Akeem Ayers**. The Titans took their first lead of the contest following the interception. RB **Chris Johnson**'s 11-yard run capped a seven-play, 35-yard drive to give Tennessee a 13-7 lead with 5:39 remaining in the third quarter.

The Texans turned the ball over a third time when Schaub fumbled a fourth quarter snap from C **Chris Myers**. Bironas added his third field goal of the day, a 37-yarder, to extend the Titans' lead 16-7 with 10:44 remaining in the game.

Texans K **Randy Bullock** cut the lead to 16-10 with 2:50 remaining in the game with a 19-yard field at the end of an 8-play, 89-yard drive. Grimes added a 31-yard gain off a short pass from Schaub on the series. Houston's defense held on the ensuing Tennessee possession to give the Texans a chance at winning the game at their own 9-yard line. Schaub threw his second interception of the day on the first play of the final series, a pass up the middle intended for WR **Keshawn Martin** that was picked off by S **Michael Griffin** with 1:06 remaining in the game.

SCORING

SCORE BY PERIODS

	1	2	3	4	OT	Total
Houston Texans	7	0	0	3	-	10
Tennessee Titans	0	6	7	3	-	16

SCORING DRIVES

Team	Qtr	Time	Play Description (Extra Point) (Drive info)	HOU	TEN
Texans	1	9:37	J.Grimes 3 yd. run (R.Bullock kick) (9-63, 5:23)	7	0
Titans	2	9:45	R.Bironas 42 yd. Field Goal (7-32, 3:36)		7
Titans	2	0:00	R.Bironas 55 yd. Field Goal (7-58, 1:53)		7
Titans	3	5:39	C.Johnson 11 yd. run (R.Bironas kick) (7-35, 3:41)		7
Titans	4	10:44	R.Bironas 37 yd. Field Goal (6-14, 3:30)		7
Texans	4	2:53	R.Bullock 19 yd. Field Goal (8-89, 2:50)	10	16

TEAM STATISTICS

	TEXANS	TITANS
TOTAL FIRST DOWNS	19	17
THIRD DOWN EFFICIENCY	4-10-40%	4-14-29%
FOURTH DOWN EFFICIENCY	0-0-0%	0-0-0%
TOTAL NET YARDS	288	311
NET YARDS RUSHING	65	151
NET YARDS PASSING	223	160
PASS ATTEMPTS-COMPLETIONS-HAD INTERCEPTED	34-22-2	24-15-1
KICKOFFS Number-In End Zone-Touchbacks	3-3-1	4-3-1
PUNTS Number and Average	5-45.8	6-42.2
Net Punting Average	42.2	42.2
FGs - PATs Had Blocked	0-0	0-0
TOTAL RETURN YARDAGE (Not Including Kickoffs)	24	70
PENALTIES Number and Yards	5-55	7-76
FUMBLES Number and Lost	2-2	2-0
TOUCHDOWNS	1	1
EXTRA POINTS Kicking Made-Attempts	1-1	1-1
FIELD GOALS Made-Attempts	1-1	3-3
RED ZONE EFFICIENCY	1-2-50%	1-2-50%
GOAL TO GO EFFICIENCY	1-2-50%	0-0-0%
SAFETIES	0	0
TIME OF POSSESSION	27:45	32:15

INDIVIDUAL STATISTICS

RUSHING (Att-Yds): Houston, J. Grimes 16-50, R. Graham 4-8, M. Schaub 2-7. Tennessee, C. Johnson 27-127, J. Battle 1-16, S. Greene 6-10, R. Fitzpatrick 2-(-2).
PASSING (C-A-Yd): Houston, M. Schaub 22-34-229-2. Tennessee, R. Fitzpatrick 15-24-166-1.

RECEIVING (Rec-Yds): Houston, J. Grimes 6-76, A. Johnson 6-49, D. Hopkins 4-35, R. Griffin 3-49, R. Graham 1-12, G. Jones 1-6, K. Martin 1-2. Tennessee, K. Wright 5-50, D. Walker 3-29, C. Johnson 3-14, N. Washington 2-39, D. Williams 1-32, J. Battle 1-2.

SACKS (Sk-Yds): Houston, J. Watt 1.0-6. Tennessee, D. Morgan 1.0-6.

INTERCEPTIONS (Int-Yds): Houston, B. McCain 1-0. Tennessee, A. Ayers 1-5, M. Griffin 1-0.

TACKLES (S-A-T): Houston, D. Swearingin 7-3-10, J. Watt 9-0-9, J. Tarpinian 4-2-6, D. Sharpton 3-3-6, B. McCain 5-0-5, B. Reed 4-1-5, S. Keo 2-1-3, E. Mitchell 2-1-3, K. Jackson 2-0-2, B. Harris 2-0-2, T. McClain 1-1-2, J. Crick 1-1-2, W. Mercilus 1-0-1, E. Pleasant 1-0-1, A. Smith 0-1-1. Tennessee, Z. Brown 5-3-8, M. Fokou 4-4-8, B. Pollard 2-4-6, J. McCourty 4-1-5, D. Morgan 4-0-4, A. Ayers 3-0-3, S. Hill 2-1-3, M. Griffin 1-2-3, L. Edwards 2-0-2, A. Johnson 1-1-2, B. Wreh-Wilson 1-1-2, K. Klug 0-2-2, G. Wilson 1-0-1, A. Verner 1-0-1, K. Wimbley 1-0-1, Mi. Martin 0-1-1.

MISSED FIELD GOAL: None.





TEAM HISTORY



YEAR-BY-YEAR RESULTS

2002

Head Coach: Dom Capers

Preseason (1-4)

Day, Date	W/L	Score	Opponent	H/A/N	Attend.	Venue	Surface	Temp.	Kickoff Time	Hou. QB	Opp. QB
Mon, 8/5/02	L	17-34	N.Y. Giants	N	22,461	Fawcett Stadium (Canton, Ohio)	Artificial	74°	8:07 p.m. ET	D. Carr	K. Collins
Sat, 8/10/02	W	13-10	New Orleans	A	67,356	Louisiana Superdome	Artificial	NA	7:07 p.m. CT	D. Carr	A. Brooks
Sat, 8/17/02	L	9-19	Kansas City	A	73,506	Arrowhead Stadium	Grass	74°	7:30 p.m. CT	D. Carr	T. Green
Sat, 8/24/02	L	3-24	Miami	H	69,432	Reliant Stadium (roof open)	Grass	90°	7:10 p.m. CT	D. Carr	J. Fiedler
Fri, 8/30/02	L	13-17	Tampa Bay	H	68,371	Reliant Stadium (roof open)	Grass	90°	7:06 p.m. CT	D. Carr	B. Johnson

Regular Season (4-12 overall; 4th AFC South; 2-6 home; 2-6 away)

Day, Date	W/L	Score	Opponent	H/A/N	Attend.	Venue	Surface	Temp.	Kickoff Time	Hou. QB	Opp. QB
Sun, 9/8/02	W	19-10	Dallas	H	69,604	Reliant Stadium (roof closed)	Grass	NA	7:36 p.m. CT	D. Carr	Q. Carter
Sun, 9/15/02	L	3-24	San Diego	A	56,098	Qualcomm Stadium	Grass	74°	1:15 p.m. PT	D. Carr	D. Brees
Sun, 9/22/02	L	3-23	Indianapolis	H	69,204	Reliant Stadium (roof open)	Grass	81°	12:01 p.m. CT	D. Carr	P. Manning
Sun, 9/29/02	L	17-35	Philadelphia	A	64,867	Veterans Stadium	NeXTurf	64°	1:02 p.m. ET	D. Carr	D. McNabb
Sun, 10/13/02	L	24-31	Buffalo	H	70,120	Reliant Stadium (roof closed)	Grass	NA	12:02 p.m. CT	D. Carr	D. Bledsoe
Sun, 10/20/02	L	17-34	Cleveland	A	73,248	Cleveland Browns Stadium	Grass	50°	4:05 p.m. ET	D. Carr	T. Couch
Sun, 10/27/02	W	21-19	Jacksonville	A	53,721	ALLTEL Stadium	Grass	78°	4:15 p.m. ET	D. Carr	M. Brunell
Sun, 11/3/02	L	3-38	Cincinnati	H	69,827	Reliant Stadium (roof closed)	Grass	NA	12:01 p.m. CT	D. Carr	J. Kitna
Sun, 11/10/02	L	10-17	Tennessee	A	68,804	The Coliseum	Grass	76°	12:03 p.m. CT	D. Carr	S. McNair
Sun, 11/17/02	L	21-24	Jacksonville	H	69,711	Reliant Stadium (roof open)	Grass	66°	12:02 p.m. CT	D. Carr	M. Brunell
Sun, 11/24/02	W	16-14	N.Y. Giants	H	70,054	Reliant Stadium (roof open)	Grass	78°	3:15 p.m. CT	D. Carr	K. Collins
Sun, 12/1/02	L	3-19	Indianapolis	A	56,820	RCA Dome	AstroTurf	NA	4:00 p.m. ET	D. Carr	P. Manning
Sun, 12/8/02	W	24-6	Pittsburgh	A	58,551	Heinz Field	Grass	35°	1:01 p.m. ET	D. Carr	T. Maddox
Sun, 12/15/02	L	19-23	Baltimore	H	70,108	Reliant Stadium (roof open)	Grass	70°	12:02 p.m. CT	D. Carr	J. Blake
Sun, 12/22/02	L	10-26	Washington	A	70,291	FedEx Field	Grass	54°	1:02 p.m. ET	D. Carr	P. Ramsey
Sun, 12/29/02	L	3-13	Tennessee	H	70,694	Reliant Stadium (roof open)	Grass	64°	12:03 p.m. CT	D. Carr	S. McNair

2003

Head Coach: Dom Capers

Preseason (0-4)

Day, Date	W/L	Score	Opponent	H/A/N	Attend.	Venue	Surface	Temp.	Kickoff Time	Hou. QB	Opp. QB
Mon, 8/9/03	L	12-20	Denver	H	70,021	Reliant Stadium (roof closed)	Grass	NA	7:38 p.m. CT	D. Carr	J. Plummer
Fri, 8/15/03	L	6-34	Dallas	A	60,058	Texas Stadium	Artificial	95°	7:06 p.m. CT	D. Carr	Q. Carter
Sat, 8/23/03	L	17-19	San Diego	H	70,007	Reliant Stadium (roof open)	Grass	89°	7:30 p.m. CT	D. Carr	D. Brees
Thu, 8/28/03	L	3-34	Tampa Bay	A	64,808	Raymond James Stadium	Grass	82°	8:05 p.m. ET	D. Carr	B. Johnson

Regular Season (5-11 overall; 4th AFC South; 3-5 home; 2-6 away)

Day, Date	W/L	Score	Opponent	H/A/N	Attend.	Venue	Surface	Temp.	Kickoff Time	Hou. QB	Opp. QB
Sun, 9/7/03	W	21-20	Miami	A	73,010	Pro Player Stadium	Grass	89°	1:06 p.m. ET	D. Carr	J. Fiedler
Sun, 9/14/03	L	10-31	New Orleans	A	68,390	Louisiana Superdome	Artificial	NA	12:02 p.m. CT	D. Carr	A. Brooks
Sun, 9/21/03	L	14-42	Kansas City	H	70,487	Reliant Stadium (roof closed)	Grass	NA	12:02 p.m. CT	D. Carr	T. Green
Sun, 9/28/03	W	24-20	Jacksonville	H	70,041	Reliant Stadium (roof open)	Grass	79°	12:05 p.m. CT	D. Carr	B. Leftwich
Sun, 10/12/03	L	17-38	Tennessee	A	68,809	The Coliseum	Grass	69°	12:03 p.m. CT	D. Carr	S. McNair
Sun, 10/19/03	L	14-19	N.Y. Jets	H	70,623	Reliant Stadium (roof open)	Grass	79°	3:05 p.m. ET	D. Carr	V. Testaverde
Sun, 10/26/03	L	21-30	Indianapolis	A	56,132	RCA Dome	Artificial	NA	4:15 p.m. ET	D. Carr	P. Manning
Sun, 11/2/03	W	14-10	Carolina	H	70,052	Reliant Stadium (roof open)	Grass	81°	12:02 p.m. CT	T. Banks	J. Delhomme
Sun, 11/9/03	L	27-34	Cincinnati	A	50,437	Paul Brown Stadium	Grass	43°	1:03 p.m. ET	D. Carr	J. Kitna
Sun, 11/16/03	W	12-10	Buffalo	A	72,677	Ralph Wilson Stadium	AstroPlay	47°	1:01 p.m. ET	D. Carr	D. Bledsoe
Sun, 11/23/03	L	20-23	New England	H	70,719	Reliant Stadium (roof closed)	Grass	NA	12:02 p.m. CT	T. Banks	T. Brady
Sun, 11/30/03	W	17-13	Atlanta	H	70,388	Reliant Stadium (roof open)	Grass	70°	12:03 p.m. CT	T. Banks	D. Johnson
Sun, 12/7/03	L	0-27	Jacksonville	A	43,363	ALLTEL Stadium	Grass	56°	1:02 p.m. ET	D. Ragone	B. Leftwich
Sun, 12/14/03	L	3-16	Tampa Bay	A	65,124	Raymond James Stadium	Grass	67°	1:01 p.m. ET	D. Ragone	B. Johnson
Sun, 12/21/03	L	24-27	Tennessee	H	70,758	Reliant Stadium (roof open)	Grass	NA	12:03 p.m. CT	D. Carr	S. McNair
Sun, 12/28/03	L	17-20	Indianapolis	H	70,680	Reliant Stadium (roof closed)	Grass	NA	12:03 p.m. CT	D. Carr	P. Manning



YEAR-BY-YEAR RESULTS

2004

Head Coach: Dom Capers

Preseason (1-3)

Day, Date	W/L	Score	Opponent	H/A/N	Attend.	Venue	Surface	Temp.	Kickoff Time	Hou. QB	Opp. QB
Sat, 8/14/04	W	18-0	Dallas	H	70,431	Reliant Stadium (roof open)	Grass	85°	7:06 p.m. CT	D. Carr	V. Testaverde
Sat, 8/21/04	L	3-38	Pittsburgh	A	56,028	Heinz Field	Artificial	70°	7:35 p.m. ET	D. Carr	T. Maddox
Fri, 8/27/04	L	17-31	Denver	A	71,256	INVESCO Field at Mile High	Grass	54°	7:06 p.m. MT	D. Carr	J. Plummer
Thu, 9/2/04	L	9-17	Tampa Bay	H	70,024	Reliant Stadium (roof open)	Grass	83°	7:07 p.m. CT	D. Carr	B. Johnson

Regular Season (7-9 overall; 3rd AFC South; 3-5 home; 4-4 away)

Day, Date	W/L	Score	Opponent	H/A/N	Attend.	Venue	Surface	Temp.	Kickoff Time	Hou. QB	Opp. QB
Sun, 9/12/04	L	20-27	San Diego	H	70,255	Reliant Stadium (roof closed)	Grass	NA	12:05 p.m. CT	D. Carr	D. Brees
Sun, 9/19/04	L	16-28	Detroit	A	61,465	Ford Field	Field Turf	68°	1:04 p.m. ET	D. Carr	J. Harrington
Sun, 9/26/04	W	24-21	Kansas City	A	77,433	Arrowhead Stadium	Grass	71°	12:00 p.m. CT	D. Carr	T. Green
Sun, 10/3/04	W	30-17	Oakland	H	70,741	Reliant Stadium (roof open)	Grass	NA	12:02 p.m. CT	D. Carr	K. Collins
Sun, 10/10/04, OT	28-34	Minnesota	H	70,718	Reliant Stadium (roof open)	Grass	NA	12:02 p.m. CT	D. Carr	D. Culpepper	
Sun, 10/17/04	W	20-10	Tennessee	A	68,932	The Coliseum	Grass	60°	12:02 p.m. CT	D. Carr	S. McNair
Sun, 10/31/04	W	20-6	Jacksonville	H	70,502	Reliant Stadium (roof open)	Grass	85°	12:02 p.m. CT	D. Carr	B. Leftwich
Sun, 11/7/04	L	13-31	Denver	A	74,292	INVESCO Field at Mile High	Grass	69°	2:15 p.m. MT	D. Carr	J. Plummer
Sun, 11/14/04	L	14-49	Indianapolis	A	56,511	RCA Dome	Artificial	NA	1:00 p.m. ET	D. Carr	P. Manning
Sun, 11/21/04	L	13-16	Green Bay	H	70,769	Reliant Stadium (roof closed)	Grass	NA	7:35 p.m. CT	D. Carr	B. Favre
Sun, 11/28/04	W	31-21	Tennessee	H	70,721	Reliant Stadium (roof open)	Grass	66°	12:05 p.m. CT	D. Carr	S. McNair
Sun, 12/5/04	L	7-29	N.Y. Jets	A	77,875	The Meadowlands	FieldTurf	56°	1:03 p.m. ET	D. Carr	C. Pennington
Sun, 12/12/04	L	14-23	Indianapolis	H	70,762	Reliant Stadium (roof open)	Grass	NA	12:02 p.m. CT	D. Carr	P. Manning
Sun, 12/19/04	W	24-5	Chicago	A	62,122	Soldier Field	Grass	12°	12:02 p.m. CT	D. Carr	C. Hutchinson
Sun, 12/26/04	W	21-0	Jacksonville	A	66,227	ALLTEL Stadium	Grass	40°	1:03 p.m. ET	D. Carr	B. Leftwich
Sun, 1/2/05	L	14-22	Cleveland	H	70,724	Reliant Stadium (roof closed)	Grass	72°	12:02 p.m. CT	D. Carr	K. Holcomb

2005

Head Coach: Dom Capers

Preseason (1-3)

Day, Date	W/L	Score	Opponent	H/A/N	Attend.	Venue	Surface	Temp.	Kickoff Time	Hou. QB	Opp. QB
Sat, 8/13/05	L	14-20	Denver	H	70,016	Reliant Stadium (roof closed)	Grass	NA	7:07 p.m. CT	D. Carr	J. Plummer
Sat, 8/20/05	W	19-17	Oakland	H	70,116	Reliant Stadium (roof closed)	Grass	NA	7:07 p.m. CT	D. Carr	K. Collins
Sat, 8/27/05	L	9-21	Dallas	A	54,288	Texas Stadium	Artificial	93°	7:00 p.m. CT	D. Carr	D. Bledsoe
Thu, 9/1/05	L	14-38	Tampa Bay	A	63,591	Raymond James Stadium	Grass	84°	7:36 p.m. ET	D. Carr	B. Griese

Regular Season (2-14 overall; 4th AFC South; 2-6 home; 0-8 away)

Day, Date	W/L	Score	Opponent	H/A/N	Attend.	Venue	Surface	Temp.	Kickoff Time	Hou. QB	Opp. QB
Sun, 9/11/05	L	7-22	Buffalo	A	71,781	Ralph Wilson Stadium	AstroPlay	76°	1:05 p.m. ET	D. Carr	J. Losman
Sun, 9/18/05	L	7-27	Pittsburgh	H	70,742	Reliant Stadium (roof open)	Grass	90°	12:02 p.m. CT	D. Carr	B. Roethlisberger
Sun, 10/2/05	L	10-16	Cincinnati	A	65,714	Paul Brown Stadium	FieldTurf	79°	1:02 p.m. ET	D. Carr	C. Palmer
Sun, 10/9/05	L	20-34	Tennessee	H	70,430	Reliant Stadium (roof closed)	Grass	NA	12:02 p.m. CT	D. Carr	S. McNair
Sun, 10/16/05	L	10-42	Seattle	A	66,196	Qwest Field	FieldTurf	57°	5:38 p.m. PT	D. Carr	M. Hasselbeck
Sun, 10/23/05	L	20-38	Indianapolis	H	70,621	Reliant Stadium (roof closed)	Grass	NA	12:03 p.m. CT	D. Carr	P. Manning
Sun, 10/30/05	W	19-16	Cleveland	H	70,064	Reliant Stadium (roof open)	Grass	78°	12:02 p.m. CT	D. Carr	T. Difer
Sun, 11/6/05	L	14-21	Jacksonville	A	64,613	ALLTEL Stadium	Grass	79°	1:01 p.m. ET	D. Carr	B. Leftwich
Sun, 11/13/05	L	17-31	Indianapolis	A	57,209	RCA Dome	Artificial	NA	1:03 p.m. ET	D. Carr	P. Manning
Sun, 11/20/05	L	17-45	Kansas City	H	70,481	Reliant Stadium (roof open)	Grass	58°	7:37 p.m. CT	D. Carr	T. Green
Sun, 11/27/05, OT	27-33	St. Louis	H	70,010	Reliant Stadium (roof open)	Grass	NA	12:03 p.m. CT	D. Carr	J. Martin	
Sun, 12/4/05	L	15-16	Baltimore	A	69,909	M&T Bank Stadium	Momentum	47°	1:02 p.m. ET	D. Carr	K. Boller
Sun, 12/11/05	L	10-13	Tennessee	A	69,149	The Coliseum	Grass	43°	12:03 p.m. CT	D. Carr	S. McNair
Sun, 12/18/05	W	30-19	Arizona	H	70,024	Reliant Stadium (roof closed)	Grass	NA	12:02 p.m. CT	D. Carr	K. Warner
Sat, 12/24/05	L	20-38	Jacksonville	H	70,025	Reliant Stadium (roof open)	Grass	65°	12:03 p.m. CT	D. Carr	D. Garrard
Sun, 1/1/06	L, OT	17-20	San Francisco	A	67,970	Monster Park	Grass	56°	1:05 p.m. PT	D. Carr	A. Smith



YEAR-BY-YEAR RESULTS

2006

Head Coach: Gary Kubiak

Preseason (3-1)

Day	Date	W/L	Score	Opponent	H/A/N	Attend.	Venue	Surface	Temp.	Kickoff Time	Hou. QB	Opp. QB
Sat	8/12/06	W	24-14	Kansas City	H	70,016	Reliant Stadium (roof closed)	Grass	NA	7:07 p.m. CT	D. Carr	T. Green
Sat	8/19/06	W	27-20	St. Louis	A	65,391	Edward Jones Dome	Artificial	NA	7:00 p.m. CT	D. Carr	M. Bulger
Sat	8/27/06	L	14-17	Denver	A	73,689	INVESCO Field at Mile High	Grass	70°	6:04 p.m. MT	D. Carr	J. Plummer
Thu	8/31/06	W	16-13	Tampa Bay	H	70,037	Reliant Stadium (roof closed)	Grass	NA	7:07 p.m. CT	S. Rosenfels	C. Simms

Regular Season (6-10 overall; 4th AFC South; 4-4 home; 2-6 away)

Day	Date	W/L	Score	Opponent	H/A/N	Attend.	Venue	Surface	Temp.	Kickoff Time	Hou. QB	Opp. QB
Sun	9/10/06	L	10-24	Philadelphia	H	70,180	Reliant Stadium (roof closed)	Grass	NA	12:02 p.m. CT	D. Carr	D. McNabb
Sun	9/17/06	L	24-43	Indianapolis	A	56,614	RCA Dome	FieldTurf	NA	1:03 p.m. ET	D. Carr	P. Manning
Sun	9/24/06	L	15-31	Washington	H	70,069	Reliant Stadium (roof closed)	Grass	NA	12:03 p.m. CT	D. Carr	M. Brunell
Sun	10/1/06	W	17-15	Miami	H	70,071	Reliant Stadium (roof closed)	Grass	NA	12:02 p.m. CT	D. Carr	D. Culpepper
Sun	10/15/06	L	6-34	Dallas	A	63,186	Texas Stadium	SportTurf	66°	12:02 p.m. CT	D. Carr	D. Bledsoe
Sun	10/22/06	W	27-7	Jacksonville	A	70,035	Reliant Stadium (roof open)	Grass	NA	12:03 p.m. CT	D. Carr	B. Leftwich
Sun	10/29/06	L	22-28	Tennessee	A	69,143	LP Field	Grass	72°	12:02 p.m. CT	D. Carr	V. Young
Sun	11/5/06	L	10-14	N.Y. Giants	A	78,485	Giants Stadium	FieldTurf	46°	1:02 p.m. ET	D. Carr	E. Manning
Sun	11/12/06	W	13-10	Jacksonville	A	65,918	ALLTEL Stadium	Grass	56°	1:03 p.m. ET	D. Carr	D. Garrard
Sun	11/19/06	L	21-24	Buffalo	H	70,125	Reliant Stadium (roof open)	Grass	61°	12:03 p.m. CT	D. Carr	J. Losman
Sun	11/26/06	L	11-26	N.Y. Jets	A	76,596	The Meadowlands	FieldTurf	56°	1:02 p.m. ET	D. Carr	C. Pennington
Sun	12/3/06	W	23-14	Oakland	A	46,276	McAfee Coliseum	Grass	56°	1:05 p.m. PT	D. Carr	A. Brooks
Sun	12/10/06	OT	20-26	Tennessee	H	70,760	Reliant Stadium (roof closed)	Grass	NA	12:02 p.m. CT	D. Carr	V. Young
Sun	12/17/06	L	7-40	New England	A	68,756	Gillette Stadium	Grass	52°	1:02 p.m. ET	D. Carr	T. Brady
Sun	12/24/06	W	27-24	Indianapolis	H	70,132	Reliant Stadium (roof closed)	Grass	NA	12:03 p.m. CT	D. Carr	P. Manning
Sun	12/31/06	W	14-6	Cleveland	H	70,097	Reliant Stadium (roof open)	Grass	NA	12:02 p.m. CT	D. Carr	C. Frye

2007

Head Coach: Gary Kubiak

Preseason (2-2)

Day	Date	W/L	Score	Opponent	H/A/N	Attend.	Venue	Surface	Temp.	Kickoff Time	Hou. QB	Opp. QB
Sat	8/11/07	L	19-20	Chicago	H	70,060	Reliant Stadium (roof closed)	Grass	NA	7:08 p.m. CT	M. Schaub	R. Grossman
Sat	8/18/07	W	33-20	Arizona	A	64,405	Univ. of Phoenix Stadium (roof closed)	Grass	NA	1:05 p.m. MT	M. Schaub	M. Leinart
Sat	8/25/07	W	28-16	Dallas	H	70,516	Reliant Stadium (roof closed)	Grass	NA	7:08 p.m. CT	M. Schaub	T. Romo
Thu	8/30/07	L	24-31	Tampa Bay	A	64,321	Raymond James Stadium	Grass	90°	8:08 p.m. ET	S. Rosenfels	L. McCown

Regular Season (8-8 overall; 4th AFC South; 6-2 home; 2-6 away)

Day	Date	W/L	Score	Opponent	H/A/N	Attend.	Venue	Surface	Temp.	Kickoff Time	Hou. QB	Opp. QB
Sun	9/9/07	W	20-3	Kansas City	H	70,080	Reliant Stadium (roof closed)	Grass	NA	12:05 p.m. CT	M. Schaub	D. Huard
Sun	9/16/07	W	34-21	Carolina	A	73,665	Bank of America Stadium	Grass	74°	1:02 p.m. ET	M. Schaub	J. Delhomme
Sun	9/23/07	L	24-30	Indianapolis	H	70,132	Reliant Stadium (roof closed)	Grass	NA	12:03 p.m. CT	M. Schaub	P. Manning
Sun	9/30/07	L	16-26	Atlanta	A	69,312	The Georgia Dome	Field Turf	NA	1:02 p.m. ET	M. Schaub	J. Harrington
Sun	10/7/07	W	22-19	Miami	H	70,156	Reliant Stadium (roof closed)	Grass	NA	12:02 p.m. CT	M. Schaub	T. Green
Sun	10/14/07	L	17-37	Jacksonville	A	63,715	Jacksonville Municipal Stadium	Grass	81°	1:03 p.m. ET	M. Schaub	D. Garrard
Sun	10/21/07	L	36-38	Tennessee	H	70,734	Reliant Stadium (roof closed)	Grass	NA	12:02 p.m. CT	M. Schaub	K. Collins
Sun	10/28/07	L	10-35	San Diego	A	60,439	Qualcomm Stadium	Grass	78°	1:05 p.m. PT	M. Schaub	P. Rivers
Sun	11/4/07	W	24-17	Oakland	A	49,603	McAfee Coliseum	Grass	70°	1:15 p.m. PT	S. Rosenfels	J. McCown
Sun	11/18/07	W	23-10	New Orleans	H	70,780	Reliant Stadium (roof closed)	Grass	NA	12:02 p.m. CT	M. Schaub	D. Brees
Sun	11/25/07	L	17-27	Cleveland	A	72,730	Cleveland Browns Stadium	Grass	41°	1:03 p.m. ET	M. Schaub	D. Anderson
Sun	12/2/07	L	22-28	Tennessee	A	69,143	LP Field	Grass	61°	12:02 p.m. CT	M. Schaub	V. Young
Sun	12/9/07	W	28-14	Tampa Bay	H	70,237	Reliant Stadium (roof closed)	Grass	NA	12:01 p.m. CT	S. Rosenfels	J. McCown
Thu	12/13/07	W	31-13	Denver	H	70,747	Reliant Stadium (roof open)	Grass	59°	7:15 p.m. CT	S. Rosenfels	J. Cutler
Sun	12/23/07	L	15-38	Indianapolis	A	57,262	RCA Dome	FieldTurf	NA	1:02 p.m. ET	S. Rosenfels	P. Manning
Sun	12/30/07	W	42-28	Jacksonville	H	70,660	Reliant Stadium (roof open)	Grass	NA	12:02 p.m. CT	S. Rosenfels	Q. Gray



YEAR-BY-YEAR RESULTS

2008

Head Coach: Gary Kubiak

Preseason (2-2)

Day, Date	W/L	Score	Opponent	H/A/N	Attend.	Venue	Surface	Temp.	Kickoff Time	Hou. QB	Opp. QB
Sat, 8/9/08	W	19-16	Denver	H	70,020	Reliant Stadium (roof closed)	Grass	NA	7:07 p.m. CT	M. Schaub	J. Cutler
Sat, 8/16/08	W	31-27	New Orleans	A	64,405	Louisiana Superdome	Momentum	NA	7:06 p.m. CT	M. Schaub	D. Brees
Sat, 8/22/08	L	22-23	Dallas	A	60,795	Texas Stadium	Artificial	94°	7:05 p.m. CT	M. Schaub	T. Romo
Thu, 8/28/08	L	6-16	Tampa Bay	H	70,011	Reliant Stadium (roof closed)	Grass	NA	7:07 p.m. CT	S. Rosenfels/L. McCown	

Regular Season (8-8 overall; 3rd AFC South; 6-2 home; 2-6 away)

Day, Date	W/L	Score	Opponent	H/A/N	Attend.	Venue	Surface	Temp.	Kickoff Time	Hou. QB	Opp. QB
Sun, 9/7/08	L	17-38	Pittsburgh	A	64,001	Heinz Field	DD Grassmaster	72°	1:02 p.m. ET	M. Schaub	B. Roethlisberger
Sun, 9/21/08	L	12-31	Tennessee	A	69,143	LP Field	Grass	80°	12:02 p.m. CT	M. Schaub	K. Collins
Sun, 9/28/08	L, OT	27-30	Jacksonville	A	64,061	Jacksonville Municipal Stadium	Grass	82°	1:02 p.m. ET	M. Schaub	D. Garrard
Sun, 10/5/08	L	27-31	Indianapolis	H	70,118	Reliant Stadium (roof open)	Grass	82°	12:02 p.m. CT	S. Rosenfels/P. Manning	
Sun, 10/12/08	W	29-28	Miami	H	70,023	Reliant Stadium (roof open)	Grass	79°	12:02 p.m. CT	M. Schaub	C. Pennington
Sun, 10/19/08	W	28-21	Detroit	H	70,081	Reliant Stadium (roof open)	Grass	77°	3:05 p.m. CT	M. Schaub	D. Orlovsky
Sun, 10/26/08	W	35-6	Cincinnati	H	70,112	Reliant Stadium (roof open)	Grass	82°	2:47 p.m. CT	M. Schaub	R. Fitzpatrick
Sun, 11/2/08	L	21-28	Minnesota	A	62,839	Metrodome	FieldTurf	NA	12:05 p.m. CT	M. Schaub	G. Frerotte
Sun, 11/9/08	L	13-41	Baltimore	H	70,552	Reliant Stadium (roof open)	Grass	69°	12:02 p.m. CT	S. Rosenfels/J. Flacco	
Sun, 11/16/08	L	27-33	Indianapolis	A	66,201	Lucas Oil Stadium (roof closed)	FieldTurf	NA	1:02 p.m. ET	S. Rosenfels/P. Manning	
Sun, 11/23/08	W	16-6	Cleveland	A	72,077	Cleveland Browns Stadium	Grass	30°	1:03 p.m. ET	S. Rosenfels/B. Quinn	
Mon, 12/1/08	W	30-17	Jacksonville	H	70,809	Reliant Stadium (roof open)	Grass	53°	7:40 p.m. CT	S. Rosenfels/D. Garrard	
Sun, 12/7/08	W	24-21	Green Bay	A	70,245	Lambeau Field	DD Grassmaster	3°	12:02 p.m. CT	M. Schaub	A. Rodgers
Sun, 12/14/08	W	13-12	Tennessee	H	70,831	Reliant Stadium (roof open)	Grass	72°	12:05 p.m. CT	M. Schaub	K. Collins
Sun, 12/21/08	L	16-27	Oakland	A	43,687	Oakland-Alameda County Coliseum	Grass	48°	1:05 p.m. PT	M. Schaub	J. Russell
Sun, 12/28/08	W	31-24	Chicago	H	70,838	Reliant Stadium (roof open)	Grass	46°	12:03 p.m. CT	M. Schaub	K. Orton

2009

Head Coach: Gary Kubiak

Preseason (2-2)

Day, Date	W/L	Score	Opponent	H/A/N	Attend.	Venue	Surface	Temp.	Kickoff Time	Hou. QB	Opp. QB
Sat, 8/15/09	W	16-10	Kansas City	A	64,781	Arrowhead Stadium	Grass	78°	7:00 p.m. CT	M. Schaub	M. Cassel
Sat, 8/22/09	L	14-38	New Orleans	H	70,107	Reliant Stadium (roof closed)	Grass	NA	7:09 p.m. CT	M. Schaub	D. Brees
Mon, 8/31/09	L	10-17	Minnesota	H	70,191	Reliant Stadium (roof closed)	Grass	NA	7:06 p.m. CT	M. Schaub	B. Favre
Fri, 9/4/09	W	27-20	Tampa Bay	A	63,831	Raymond James Stadium	Grass	88°	7:07 p.m. ET	D. Orlovsky	J. Freeman

Regular Season (9-7 overall; 2nd AFC South; 4-4 home; 5-3 away)

Day, Date	W/L	Score	Opponent	H/A/N	Attend.	Venue	Surface	Temp.	Kickoff Time	Hou. QB	Opp. QB
Sun, 9/13/09	L	7-24	N.Y. Jets	H	70,118	Reliant Stadium (roof closed)	Grass	NA	12:03 p.m. CT	M. Schaub	M. Sanchez
Sun, 9/20/09	W	34-31	Tennessee	A	69,143	LP Field	Grass	77°	12:03 p.m. CT	M. Schaub	K. Collins
Sun, 9/27/09	L	24-34	Jacksonville	H	70,083	Reliant Stadium (roof closed)	Grass	85°	12:03 p.m. CT	M. Schaub	D. Garrard
Sun, 10/4/09	W	29-6	Oakland	H	70,291	Reliant Stadium (roof closed)	Grass	NA	12:02 p.m. CT	M. Schaub	J. Russell
Sun, 10/11/09	L	21-28	Arizona	A	61,819	Univ. of Phoenix Stadium (roof closed)	Grass	NA	1:15 p.m. MT	M. Schaub	K. Warner
Sun, 10/18/09	W	28-17	Cincinnati	A	64,019	Paul Brown Stadium	FieldTurf	49°	1:02 p.m. ET	M. Schaub	C. Palmer
Sun, 10/25/09	W	24-21	San Francisco	H	70,820	Reliant Stadium (roof open)	Grass	74°	12:04 p.m. CT	M. Schaub	S. Hille
Sun, 11/1/09	W	31-10	Buffalo	A	69,790	Ralph Wilson Stadium	AstroPlay	49°	1:02 p.m. ET	M. Schaub	R. Fitzpatrick
Sun, 11/8/09	L	17-20	Indianapolis	A	66,033	Lucas Oil Stadium (roof open)	FieldTurf	69°	1:02 p.m. ET	M. Schaub	P. Manning
Mon, 11/23/09	L	17-20	Tennessee	H	71,153	Reliant Stadium (roof open)	Grass	NA	12:05 p.m. CT	M. Schaub	V. Young
Sun, 11/29/09	L	27-35	Indianapolis	H	70,990	Reliant Stadium (roof open)	Grass	NA	12:02 p.m. CT	M. Schaub	P. Manning
Sun, 12/6/09	L	18-23	Jacksonville	A	42,079	Jacksonville Municipal Stadium	Grass	54°	1:03 p.m. ET	M. Schaub	D. Garrard
Sun, 12/13/09	W	34-7	Seattle	H	70,380	Reliant Stadium (roof closed)	Grass	NA	12:02 p.m. CT	M. Schaub	M. Hasselbeck
Sun, 12/20/09	W	16-13	St. Louis	A	46,256	Edward Jones Dome	FieldTurf	NA	12:00 p.m. CT	M. Schaub	K. Null
Sun, 12/27/09	W	27-20	Miami	A	65,847	Land Shark Stadium	Grass	75°	1:02 p.m. ET	M. Schaub	C. Henne
Sun, 1/3/10	W	34-27	New England	H	71,029	Reliant Stadium (roof closed)	Grass	NA	12:02 p.m. CT	M. Schaub	T. Brady



YEAR-BY-YEAR RESULTS

2010

Head Coach: Gary Kubiak

Preseason (1-3)

Day	Date	W/L	Score	Opponent	H/A/N	Attend.	Venue	Surface	Temp.	Kickoff Time	Hou. QB	Opp. QB
Sat	8/14/10	L	16-19	Arizona	A	61,489	Univ. of Phoenix Stadium (roof closed)	Grass	NA	5:07 p.m. MT	M. Schaub	M. Leinart
Sat	8/21/10	L	20-38	New Orleans	A	70,025	Louisiana Superdome	Momentum	NA	7:07 p.m. CT	M. Schaub	D. Brees
Sat	8/28/10	W	23-7	Dallas	H	70,725	Reliant Stadium (roof closed)	Grass	NA	7:05 p.m. CT	M. Schaub	T. Romo
Thu	9/2/10	L	17-24	Tampa Bay	H	70,035	Reliant Stadium (roof closed)	Grass	NA	7:07 p.m. ET	D. Orlovsky	R. Carpenter

Regular Season (6-10 overall; 3rd AFC South; 4-4 home; 2-6 away)

Day	Date	W/L	Score	Opponent	H/A/N	Attend.	Venue	Surface	Temp.	Kickoff Time	Hou. QB	Opp. QB
Sun	9/12/10	W	34-24	Indianapolis	H	70,974	Reliant Stadium (roof closed)	Grass	NA	12:02 p.m. CT	M. Schaub	P. Manning
Sun	9/19/10	W	OT 30-27	Washington	A	88,240	FedEx Field	Grass	85°	4:15 p.m. ET	M. Schaub	D. McNabb
Sun	9/26/10	L	13-27	Dallas	H	71,456	Reliant Stadium (roof closed)	Grass	NA	12:02 p.m. CT	M. Schaub	T. Romo
Sun	10/3/10	W	31-24	Oakland	A	32,218	Oakland-Alameda County Coliseum	Grass	71°	1:05 p.m. PT	M. Schaub	B. Grakowski
Sun	10/10/10	L	10-34	N.Y. Giants	H	71,110	Reliant Stadium (roof closed)	Grass	NA	12:03 p.m. CT	M. Schaub	E. Manning
Sun	10/17/10	W	35-31	Kansas City	H	70,926	Reliant Stadium (roof open)	Grass	78°	12:03 p.m. ET	M. Schaub	M. Cassel
Mon	11/1/10	L	17-30	Indianapolis	A	66,363	Lucas Oil Stadium (roof closed)	FieldTurf	NA	8:41 p.m. ET	M. Schaub	P. Manning
Sun	11/7/10	L	23-29	San Diego	H	70,886	Reliant Stadium (roof open)	Grass	63°	12:02 p.m. CT	M. Schaub	P. Rivers
Sun	11/14/10	L	24-31	Jacksonville	A	63,340	EverBank Field	Grass	70°	1:04 p.m. ET	M. Schaub	D. Garrard
Sun	11/21/10	L	27-30	N.Y. Jets	A	78,843	New Meadowlands Stadium	FieldTurf	46°	1:03 p.m. ET	M. Schaub	M. Sanchez
Sun	11/28/10	W	20-0	Tennessee	H	70,855	Reliant Stadium (roof closed)	Grass	NA	12:02 p.m. CT	M. Schaub	R. Smith
Thu	12/2/10	L	24-34	Philadelphia	A	69,144	Lincoln Financial Field	Grass	36°	8:30 p.m. ET	M. Schaub	M. Vick
Mon	12/13/10	L	OT 28-34	Baltimore	H	71,413	Reliant Stadium (roof closed)	Grass	NA	12:02 p.m. CT	M. Schaub	J. Flacco
Sun	12/19/10	L	17-31	Tennessee	A	69,143	LP Field	Grass	36°	12:02 p.m. CT	M. Schaub	K. Collins
Sun	12/26/10	L	23-24	Denver	A	73,691	INVESCO Field at Mile High	Grass	50°	2:06 p.m. MT	M. Schaub	T. Tebow
Sun	1/2/11	W	34-17	Jacksonville	H	71,023	Reliant Stadium (roof open)	Grass	60°	3:15 p.m. CT	M. Schaub	T. Edwards

2011

Head Coach: Gary Kubiak

Preseason (3-1)

Day	Date	W/L	Score	Opponent	H/A/N	Attend.	Venue	Surface	Temp.	Kickoff Time	Hou. QB	Opp. QB
Mon	8/15/11	W	20-16	N.Y. Jets	H	70,511	Reliant Stadium (roof closed)	Grass	NA	7:05 p.m. CT	M. Schaub	M. Sanchez
Sat	8/20/11	W	27-14	New Orleans	H	70,828	Reliant Stadium (roof closed)	Grass	NA	7:06 p.m. CT	M. Schaub	D. Brees
Sat	8/27/11	W	30-7	San Francisco	A	69,732	Candlestick Park	Grass	68°	5:05 p.m. PT	M. Schaub	A. Smith
Thu	9/1/11	L	0-28	Minnesota	A	62,148	Mail of America Field at HHH Metrodome	UBU Speed Series GSM	NA	7:07 p.m. ET	M. Leinart	C. Ponder

Regular Season (10-6 overall; 1st AFC South; 5-3 home; 5-3 away)

Day	Date	W/L	Score	Opponent	H/A/N	Attend.	Venue	Surface	Temp.	Kickoff Time	Hou. QB	Opp. QB
Sun	9/11/11	W	34-7	Indianapolis	H	71,444	Reliant Stadium (roof closed)	Grass	NA	12:05 p.m. CT	M. Schaub	K. Collins
Sun	9/18/11	W	23-13	Miami	A	51,032	Sun Life Stadium	Grass	87°	4:15 p.m. ET	M. Schaub	C. Henne
Sun	9/25/11	L	33-40	New Orleans	A	73,002	Louisiana Superdome	UBU Speed Series GSM	NA	12:02 p.m. CT	M. Schaub	D. Brees
Sun	10/2/11	W	17-10	Pittsburgh	H	71,585	Reliant Stadium (roof closed)	Grass	NA	12:03 p.m. CT	M. Schaub	B. Roethlisberger
Sun	10/9/11	L	20-25	Oakland	H	71,420	Reliant Stadium (roof closed)	Grass	NA	12:02 p.m. CT	M. Schaub	J. Campbell
Sun	10/16/11	L	14-29	Baltimore	A	71,154	M&T Stadium	SportEvelMomentum	72°	4:06 p.m. ET	M. Schaub	J. Flacco
Sun	10/23/11	W	41-7	Tennessee	A	69,143	LP Field	Grass	72°	12:02 p.m. CT	M. Schaub	M. Hasselbeck
Sun	10/30/11	W	24-14	Jacksonville	H	71,412	Reliant Stadium (roof open)	Grass	68°	12:02 p.m. CT	M. Schaub	B. Gabbert
Sun	11/6/11	W	30-12	Cleveland	H	71,511	Reliant Stadium (roof closed)	Grass	NA	12:03 p.m. CT	M. Schaub	C. McCoy
Sun	11/13/11	W	37-9	Tampa Bay	A	56,037	Raymond James Stadium	Grass	77°	1:02 p.m. ET	M. Schaub	J. Freeman
Sun	11/27/11	W	20-13	Jacksonville	A	62,004	EverBank Field	Grass	75°	1:03 p.m. ET	M. Leinart	B. Gabbert
Sun	12/4/11	W	17-10	Atlanta	H	71,545	Reliant Stadium (roof closed)	Grass	NA	12:03 p.m. ET	T. Yates	M. Ryan
Sun	12/11/11	W	20-19	Cincinnati	A	41,202	Paul Brown Stadium	FieldTurf	34°	1:02 p.m. ET	T. Yates	A. Dalton
Sun	12/18/11	L	13-28	Carolina	H	71,540	Reliant Stadium (roof closed)	Grass	NA	12:03 p.m. ET	T. Yates	C. Newton
Thu	12/22/11	L	16-19	Indianapolis	A	64,159	Lucas Oil Stadium (roof closed)	Artificial	NA	8:29 p.m. ET	T. Yates	D. Orlovsky
Sun	1/1/12	L	22-23	Tennessee	H	71,512	Reliant Stadium (roof closed)	Grass	NA	12:02 p.m. CT	T. Yates	M. Hasselbeck

Postseason (1-1 overall; AFC Divisional)

Day	Date	W/L	Score	Opponent	H/A/N	Attend.	Venue	Surface	Temp.	Kickoff Time	Hou. QB	Opp. QB
*Sat	1/7/12	W	31-10	Cincinnati	H	71,725	Reliant Stadium (roof closed)	Grass	NA	3:35 p.m. CT	T. Yates	A. Dalton
#Sun	1/15/12	L	13-20	Baltimore	A	71,547	M&T Stadium	SportEvelMomentum	31°	1:05 p.m. ET	T. Yates	J. Flacco

* - AFC Wild Card; # - AFC Divisional



YEAR-BY-YEAR RESULTS

2012

Head Coach: Gary Kubiak

Preseason (3-1)

Day	Date	W/L	Score	Opponent	H/A/N	Attend.	Venue	Surface	Temp.	Kickoff Time	Hou. QB	Opp. QB
Sat	8/11/12	W	26-13	Carolina	A	69,002	Bank of America Stadium	Grass	78°	7:04 p.m. ET	M. Schaub	C. Newton
Sat	8/18/12	W	20-9	San Francisco	H	71,196	Reliant Stadium (roof closed)	Grass	NA	7:07 p.m. CT	M. Schaub	A. Smith
Sat	8/25/12	L	27-34	New Orleans	A	72,082	Mercedes-Benz Superdome	Grass	NA	7:06 p.m. CT	M. Schaub	D. Brees
Thu	8/24/12	W	28-24	Minnesota	H	71,116	Reliant Stadium (roof closed)	Grass	NA	6:07 p.m. CT	J. Beck	J. Webb

Regular Season (12-4 overall; 1st AFC South; 6-2 home; 6-2 away)

Day	Date	W/L	Score	Opponent	H/A/N	Attend.	Venue	Surface	Temp.	Kickoff Time	Hou. QB	Opp. QB
Sun	9/9/12	W	30-10	Miami	H	71,566	Reliant Stadium (roof closed)	Grass	NA	12:03 p.m. CT	M. Schaub	R. Tannehill
Sun	9/16/12	W	27-7	Jacksonville	A	62,907	EverBank Field	Grass	83°	1:03 p.m. ET	M. Schaub	B. Gabbert
Sun	9/23/12	W	31-25	Denver	A	76,566	Sports Authority Field at Mile High	Grass	84°	2:25 p.m. MT	M. Schaub	P. Manning
Sun	9/30/12	W	38-14	Tennessee	H	71,581	Reliant Stadium (roof closed)	Grass	NA	12:03 p.m. CT	M. Schaub	J. Locker
Mon	10/8/12	W	23-17	N.Y. Jets	A	79,088	MetLife Stadium	FieldTurf	52°	8:40 p.m. ET	M. Schaub	M. Sanchez
Sun	10/14/12	L	24-42	Green Bay	H	71,702	Reliant Stadium (roof closed)	Grass	NA	7:30 p.m. CT	M. Schaub	A. Rodgers
Sun	10/21/12	W	43-13	Baltimore	H	71,708	Reliant Stadium (roof closed)	Grass	NA	12:02 p.m. CT	M. Schaub	J. Flacco
Sun	11/4/12	W	21-9	Buffalo	H	71,698	Reliant Stadium (roof closed)	Grass	NA	12:02 p.m. CT	M. Schaub	R. Fitzpatrick
Sun	11/11/12	W	13-6	Chicago	A	62,410	Soldier Field	Grass	54°	7:31 p.m. CT	M. Schaub	J. Cutler
Sun	11/18/12W	OT43-37	Jacksonville	H	71,676	Reliant Stadium (roof closed)	Grass	NA	12:03 p.m. CT	M. Schaub	B. Gabbert	
Thu	11/22/12W	OT34-31	Detroit	A	64,827	Ford Field	Field Turf	NA	12:39 p.m. ET	M. Schaub	M. Stafford	
Sun	12/2/12	W	24-10	Tennessee	A	69,143	LP Field	Grass	66°	12:02 p.m. CT	M. Schaub	J. Locker
Mon	12/10/12	L	14-42	New England	A	68,756	Gillette Stadium	Field Turf	59°	8:40 p.m. ET	M. Schaub	T. Brady
Sun	12/16/12	W	29-17	Indianapolis	H	71,702	Reliant Stadium (roof closed)	Grass	NA	12:02 p.m. CT	M. Schaub	A. Luck
Sun	12/23/12	L	6-23	Minnesota	H	71,688	Reliant Stadium (roof closed)	Grass	NA	12:03 p.m. CT	M. Schaub	C. Ponder
Sun	12/30/12	L	16-28	Indianapolis	A	66,957	Lucas Oil Stadium (roof closed)	Artificial	NA	1:02 p.m. ET	M. Schaub	A. Luck

Postseason (1-1 overall; AFC Divisional)

Day	Date	W/L	Score	Opponent	H/A/N	Attend.	Venue	Surface	Temp.	Kickoff Time	Hou. QB	Opp. QB
*Sat	1/5/13	W	19-13	Cincinnati	H	71,738	Reliant Stadium (roof closed)	Grass	NA	3:35 p.m. CT	M. Schaub	A. Dalton
#Sun	1/13/13	L	28-41	New England	A	68,756	Gillette Stadium	Field Turf	51°	4:40 p.m. ET	M. Schaub	T. Brady

* - AFC Wild Card; # - AFC Divisional

2013

Head Coach: Gary Kubiak

Preseason (3-1)

Day	Date	W/L	Score	Opponent	H/A/N	Attend.	Venue	Surface	Temp.	Kickoff Time	Hou. QB	Opp. QB
Fri	8/9/13	W	27-13	Minnesota	A	62,306	Mall of America Field at HHH Metrodome	UBU Speed Series SSM	NA	7:00 p.m. CT	M. Schaub	C. Ponder
Sat	8/17/13	W	24-17	Miami	H	71,141	Reliant Stadium (roof closed)	Grass	NA	7:07 p.m. CT	M. Schaub	R. Tannehill
Sun	8/25/13	L	23-31	New Orleans	H	71,611	Reliant Stadium (roof closed)	Grass	NA	3:10 p.m. CT	M. Schaub	D. Brees
Thu	8/29/13	W	24-6	Dallas	A	76,856	AT&T Stadium	FieldTurf	NA	7:07 p.m. CT	C. Keenum	K. Orton

Regular Season (2-14 overall; 4th AFC South; 1-7 home; 1-7 away)

Day	Date	W/L	Score	Opponent	H/A/N	Attend.	Venue	Surface	Temp.	Kickoff Time	Hou. QB	Opp. QB
Mon	9/9/13	W	31-28	San Diego	A	59,522	Qualcomm Stadium	Grass	70°	7:25 p.m. PT	M. Schaub	P. Rivers
Sun	9/15/13	W	30-24	Tennessee	H	71,718	Reliant Stadium (roof closed)	Grass	NA	12:03 p.m. CT	M. Schaub	J. Locker
Sun	9/22/13	L	9-30	Baltimore	A	71,168	M&T Stadium	SportExe Momentum	73°	1:03 p.m. ET	M. Schaub	J. Flacco
Sun	9/29/13	L	20-23	Seattle	H	71,756	Reliant Stadium (roof closed)	Grass	NA	12:03 p.m. CT	M. Schaub	R. Wilson
Sun	10/6/13	L	3-34	San Francisco	A	69,732	Candlestick Park	Grass	76°	5:34 p.m. PT	M. Schaub	C. Kaepernick
Sun	10/13/13	L	13-38	St. Louis	H	71,104	Reliant Stadium (roof closed)	Grass	NA	12:03 p.m. CT	M. Schaub	S. Bradford
Sun	10/20/13	L	16-17	Kansas City	A	74,118	Arrowhead Stadium	Grass	70°	3:26 p.m. CT	C. Keenum	A. Smith
Sun	11/3/13	L	24-27	Indianapolis	H	71,778	Reliant Stadium (roof open)	Grass	60°	7:30 p.m. CT	C. Keenum	A. Luck
Sun	11/10/13	L	24-27	Arizona	A	60,845	Univ. of Phoenix Stadium	Grass	NA	2:25 p.m. MT	C. Keenum	C. Palmer
Sun	11/17/13	L	23-28	Oakland	H	71,726	Reliant Stadium (roof closed)	Grass	NA	12:03 p.m. CT	C. Keenum	M. McGloin
Sun	11/24/13	L	6-13	Jacksonville	H	71,659	Reliant Stadium (roof closed)	Grass	NA	12:03 p.m. CT	C. Keenum	C. Henne
Sun	12/1/13	L	31-34	New England	H	71,769	Reliant Stadium (roof open)	Grass	64°	12:02 p.m. CT	C. Keenum	T. Brady
Thu	12/5/13	L	20-27	Jacksonville	A	60,414	EverBank Field	Grass	72°	8:29 p.m. ET	C. Keenum	C. Henne
Sun	12/15/13	L	3-25	Indianapolis	A	65,470	Lucas Oil Stadium (roof closed)	FieldTurf	NA	1:02 p.m. ET	C. Keenum	A. Luck
Sun	12/22/13	L	13-37	Denver	H	71,761	Reliant Stadium (roof open)	Grass	58°	12:02 p.m. CT	M. Schaub	P. Manning
Sun	12/29/13	L	10-16	Tennessee	A	69,143	LP Field	Grass	53°	12:02 p.m. CT	M. Schaub	R. Fitzpatrick



TEXANS ATTENDANCE RECORDS

TOP 10 HOME ATTENDANCE

Attendance	Date	Opponent	Result
71,778	11/3/13	Indianapolis	L, 27-24
71,769	12/1/13	New England	L, 34-31
71,761	12/22/13	Denver	L, 37-13
71,756	9/22/13	Seattle	L, 23-20 (OT)
*71,738	1/5/13	Cincinnati	W, 19-13
71,726	11/17/13	Oakland	L, 28-23
*71,725	1/7/12	Cincinnati	W, 31-10
71,718	9/15/13	Tennessee	W, 30-24 (OT)
71,708	10/21/12	Baltimore	W, 43-13
71,702	10/14/12	Green Bay	L, 42-24

* - Wild Card Game

OVERALL HOME ATTENDANCE (Regular season only)

Year	Games	Total	Average
2002	8	559,322	69,915
2003	8	563,748	70,468
2004	8	565,192	70,649
2005	8	562,397	70,300
2006	8	561,469	70,184
2007	8	564,159	70,520
2008	8	563,364	70,421
2009	8	564,857	70,608
2010	8	568,643	71,081
2011	8	571,969	71,496
2012	8	573,321	71,665
2013	8	573,271	71,659

TOP 10 ROAD ATTENDANCE

Attendance	Date	Opponent	Result
88,240	9/19/10	Washington	W, 30-27
79,088	10/8/12	N.Y. Jets	W, 23-17
78,843	11/21/10	N.Y. Jets	L, 30-27
78,485	11/5/06	N.Y. Giants	L, 14-10
77,875	12/5/04	N.Y. Jets	L, 29-7
77,433	9/26/04	Kansas City	W, 24-21
76,596	11/26/06	N.Y. Jets	L, 26-11
76,566	9/23/12	Denver	W, 31-25
74,292	11/7/04	Denver	L, 31-13
73,691	12/26/10	Denver	L, 24-23

OVERALL AWAY ATTENDANCE (Regular season only)

Year	Games	Total	Average
2002	8	502,400	62,800
2003	8	497,942	62,242
2004	8	544,857	68,107
2005	8	532,541	66,568
2006	8	524,974	65,622
2007	8	515,869	64,483
2008	8	512,254	64,032
2009	8	484,976	60,622
2010	8	539,982	67,498
2011	8	425,729	53,216
2012	8	540,654	67,582
2013	8	530,412	66,302

ALL-TIME SERIES TOTALS

TEXANS vs. THE NFL

Team	W	L	T	Pct.
Regular Season	79	115	0	.411
Home games	46	50	0	.479
Road games	33	63	0	.344
vs. AFC	59	85	0	.410
vs. NFC	20	28	0	.417
vs. AFC South	26	46	0	.361
vs. AFC East	12	12	0	.500
vs. AFC North	10	14	0	.417
vs. AFC West	11	13	0	.458
vs. NFC North	3	9	0	.250
vs. NFC South	6	6	0	.500
vs. NFC West	7	5	0	.583
September	17	23	0	.425
October	21	24	0	.467
November	18	30	0	.375
December	21	33	0	.389
January	2	3	0	.400
Sunday	74	105	0	.413
Monday	3	4	0	.429
Thursday	2	3	0	.400
Saturday	0	1	0	.000
Postseason	2	2	0	.500
Overall	81	115	0	.413

TEXANS vs. THE AFC

Team	W	L	T	Pct.
vs. AFC South	26	46	0	.361
Indianapolis	4	20	0	.167
Jacksonville	13	11	0	.542
Tennessee	9	15	0	.375
vs. AFC East	12	11	0	.522
Buffalo	3	3	0	.500
Miami	7	0	0	1.000
New England	1	4	0	.200
N.Y. Jets	1	5	0	.167
vs. AFC North	10	14	0	.417
Baltimore	1	6	0	.143
Cincinnati	3	3	0	.500
Cleveland	4	3	0	.571
Pittsburgh	2	2	0	.500
vs. AFC West	11	13	0	.458
Denver	2	3	0	.400
Kansas City	3	3	0	.500
Oakland	5	3	0	.625
San Diego	1	4	0	.200

TEXANS vs. THE NFC

Team	W	L	T	Pct.
vs. NFC East	3	9	0	.250
Dallas	1	2	0	.333
N.Y. Giants	1	2	0	.333
Philadelphia	0	3	0	.000
Washington	1	2	0	.333
vs. NFC North	6	6	0	.500
Chicago	3	0	0	1.000
Detroit	2	1	0	.667
Green Bay	1	2	0	.333
Minnesota	0	3	0	.000
vs. NFC South	7	5	0	.583
Atlanta	2	1	0	.667
Carolina	2	1	0	.667
New Orleans	1	2	0	.333
Tampa Bay	2	1	0	.667
vs. NFC West	4	8	0	.333
Arizona	1	2	0	.333
St. Louis	1	2	0	.333
San Francisco	1	2	0	.333
Seattle	1	2	0	.333



ALL-TIME SERIES RESULTS

ARIZONA CARDINALS

Overall: 1-2	Home: 1-0	Road: 0-2	
Texans	Cardinals	Att.	
12/18/05	H 30 19	W 70,024	
10/11/09	A 21 28	L 61,819	
11/10/13	A 24 27	L 60,845	
	75 74		

ATLANTA FALCONS

Overall: 2-1	Home: 2-0	Road: 0-1	
Texans	Falcons	Att.	
11/30/03	H 17 13	W 70,388	
9/30/07	A 16 26	L 69,312	
12/4/11	H 17 10	W 71,545	
	50 49		

BALTIMORE RAVENS

Overall: 1-6	Home: 1-3	Road: 0-3	
Postseason: 0-1	Home: 0-0	Road: 0-1	
Texans	Ravens	Att.	
12/15/02	H 19 23	L 70,018	
12/4/05	A 15 16	L 69,909	
11/9/08	H 13 41	L 70,552	
12/13/10	H 28 34	L, OT 71,413	
10/16/11	A 14 29	L 71,154	
*1/15/12	A 13 20	L 71,547	
10/21/12	H 43 13	W 71,708	
9/22/13	A 9 30	L 71,168	
	154 206		

BUFFALO BILLS

Overall: 3-3	Home: 1-2	Road: 2-1	
Texans	Bills	Att.	
10/13/02	H 24 31	L 70,120	
11/16/03	A 12 10	W 72,677	
9/11/05	A 7 22	L 71,781	
11/19/06	H 21 24	L 70,125	
11/1/09	A 31 10	W 69,790	
11/4/12	H 21 9	W 71,698	
	116 106		

CAROLINA PANTHERS

Overall: 2-1	Home: 1-1	Road: 1-0	
Texans	Panthers	Att.	
11/2/03	H 14 10	W 70,052	
9/16/07	A 34 21	W 73,665	
12/18/11	H 13 28	L 71,540	
	61 59		

CHICAGO BEARS

Overall: 3-0	Home: 1-0	Road: 2-0	
Texans	Bears	Att.	
12/19/04	A 24 5	W 62,122	
12/28/08	H 31 24	W 70,838	
11/11/12	A 13 6	W 62,410	
	68 35		

CINCINNATI BENGALS

Overall: 3-3	Home: 1-1	Road: 2-2	
Postseason: 2-0	Home: 2-0	Road: 0-0	
Texans	Bengals	Att.	
11/3/02	H 3 38	L 69,827	
11/9/03	A 27 34	L 50,437	
10/2/05	A 10 16	L 65,714	
10/26/08	H 35 6	W 70,112	
10/18/09	A 28 17	W 64,019	
12/11/11	A 20 19	W 41,202	
*1/7/12	H 31 10	W 71,725	
*1/5/13	H 19 13	W 71,738	
	173 153		

CLEVELAND BROWNS

Overall: 4-3	Home: 3-1	Road: 1-2	
Texans	Browns	Att.	
10/20/02	A 17 34	L 73,248	
12/2/05	H 14 22	L 70,724	
10/30/05	H 19 16	W 70,064	
12/31/06	H 14 6	W 70,797	
11/25/07	A 17 27	L 72,730	
11/23/08	A 16 6	W 72,077	
11/6/11	H 30 12	W 71,511	
	127 123		

DALLAS COWBOYS

Overall: 1-2	Home: 1-1	Road: 0-1	
Texans	Cowboys	Att.	
9/8/02	H 19 10	W 69,604	
10/15/06	A 6 34	L 63,186	
9/26/10	H 13 27	L 71,456	
	38 71		

DENVER BRONCOS

Overall: 2-3	Home: 1-1	Road: 1-2	
Texans	Broncos	Att.	
11/7/04	A 13 31	L 74,292	
12/13/07	H 31 13	W 70,747	
12/26/10	A 23 24	L 73,691	
9/23/12	A 31 25	W 76,566	
12/22/13	H 13 37	L 71,161	
	111 130		

DETROIT LIONS

Overall: 2-1	Home: 1-0	Road: 1-1	
Texans	Lions	Att.	
9/19/04	A 16 28	L 61,465	
10/19/08	H 28 21	W 70,081	
11/22/12	A 34 31	W, OT 64,827	
	78 80		

GREEN BAY PACKERS

Overall: 1-2	Home: 0-2	Road: 1-0	
Texans	Packers	Att.	
11/21/04	H 13 16	L 70,769	
12/7/08	A 24 21	W 70,245	
10/14/12	H 24 42	L 71,702	
	61 79		

INDIANAPOLIS COLTS

Overall: 4-20	Home: 4-8	Road: 0-12	
Texans	Colts	Att.	
9/22/02	H 3 23	L 69,204	
12/1/02	A 3 19	L 56,820	
10/26/03	A 21 30	L 56,132	
12/28/03	H 17 20	L 70,680	
11/14/04	A 14 49	L 56,511	
12/12/04	H 14 23	L 70,762	
10/23/05	H 20 38	L 70,621	
11/13/05	A 17 31	L 57,209	
9/17/06	A 24 43	L 56,614	
12/24/06	H 27 24	W 70,132	
9/23/07	H 24 30	L 70,765	
12/23/07	A 15 38	L 57,262	
10/5/08	H 27 31	L 70,118	
11/16/08	A 27 33	L 66,201	
11/8/09	A 17 20	L 66,033	
11/29/09	H 27 35	L 70,990	
9/12/10	H 34 24	W 70,974	
11/1/10	A 13 30	L 66,363	
9/11/11	H 34 7	W 71,444	
12/22/11	A 16 19	L 64,159	
12/16/12	H 29 17	W 71,702	
12/30/12	A 16 28	L 66,957	
11/3/13	H 24 27	L 71,778	
12/15/13	A 3 25	L 65,470	
	464 668		

JACKSONVILLE JAGUARS

Overall: 13-11	Home: 8-4	Road: 5-7	
Texans	Jaguars	Att.	
10/27/02	A 21 19	W 53,721	
11/17/02	H 21 24	L 69,711	
9/28/03	H 24 20	W 70,041	
12/7/03	A 0 27	L 43,363	
10/31/04	H 20 6	W 70,502	
12/26/04	A 21 0	W 66,227	
11/6/05	A 14 21	L 64,613	
12/24/05	H 20 38	L 70,025	
10/22/06	H 27 7	W 70,035	
11/12/06	A 13 10	W 65,918	
10/14/07	A 17 37	L 63,715	
12/30/07	H 42 28	W 70,660	
9/28/08	A 27 30	L, OT 64,061	
12/1/08	H 30 17	W 70,809	
9/27/09	H 24 31	L 70,083	
12/6/09	A 18 23	L 42,079	
11/14/10	A 24 31	L 62,340	
1/2/11	H 34 17	W 71,023	
10/30/11	H 24 14	W 71,412	
11/27/11	A 20 13	W 62,004	
9/16/12	A 27 7	W 62,907	
11/18/12	H 43 37	W, OT 71,676	
11/24/13	H 6 13	L 71,659	
12/5/13	A 20 27	L 60,414	
	537 497		

KANSAS CITY CHIEFS

Overall: 3-3	Home: 2-2	Road: 1-1	
Texans	Chiefs	Att.	
9/21/03	H 14 42	L 70,487	
9/26/04	A 24 21	W 77,433	
11/20/05	H 17 45	L 70,481	
9/9/07	H 20 3	W 70,080	
10/17/10	H 35 31	W 70,926	
10/20/13	A 16 17	L 74,118	
	126 159		

MIAMI DOLPHINS

Overall: 7-0	Home: 4-0	Road: 3-0	
Texans	Dolphins	Att.	
9/7/03	A 21 20	W 73,010	
11/1/06	H 17 15	W 70,071	
10/7/07	H 22 19	W 70,156	
10/12/08	H 29 28	W 70,023	
12/27/09	A 27 20	W 65,847	
9/18/11	A 23 13	W 51,032	
9/9/12	H 30 10	W 71,566	
	169 125		

MINNESOTA VIKINGS

Overall: 0-3	Home: 0-2	Road: 0-1	
Texans	Vikings	Att.	
10/10/04	H 28 34	L, OT 70,718	
11/2/08	A 21 28	L 62,839	
12/23/12	H 6 23	L 71,688	
	55 85		

NEW ENGLAND PATRIOTS

Overall: 1-4	Home: 1-2	Road: 0-2	
Postseason: 0-1	Home: 0-0	Road: 0-1	
Texans	Patriots	Att.	
11/23/03	H 20 23	L, OT 70,719	
12/17/06	A 7 40	L 68,756	
1/3/10	H 34 27	W 71,029	
12/10/12	A 14 42	L 68,756	
*1/13/13	A 28 41	L 68,756	
12/1/13	H 31 34	L 71,769	
	134 207		



ALL-TIME SERIES RESULTS

NEW ORLEANS SAINTS

Overall: 1-2	Home: 1-0	Road: 0-2	Att.
Texans	Saints		
9/14/03 A	10 31	L	68,390
11/18/07 H	23 10	W	70,780
9/25/11 A	33 40	L	73,002
	66 81		

NEW YORK GIANTS

Overall: 1-2	Home: 1-1	Road: 0-1	Att.
Texans	Giants		
11/24/02 H	16 14	W	70,054
11/5/06 A	10 14	L	78,485
10/10/10 H	10 34	L	71,110
	36 62		

NEW YORK JETS

Overall: 1-5	Home: 0-2	Road: 1-3	Att.
Texans	Jets		
10/19/03 H	14 19	L	70,623
12/5/04 A	7 29	L	77,875
11/26/06 A	11 26	L	76,596
9/13/09 H	7 24	L	70,118
11/21/10 A	27 30	L	78,843
10/8/12 A	23 17	W	79,088
	89 145		

OAKLAND RAIDERS

Overall: 5-3	Home: 2-3	Road: 3-0	Att.
Texans	Raiders		
10/3/04 H	30 17	W	70,741
12/3/06 A	23 14	W	46,276
11/4/07 A	24 17	W	49,603
12/21/08 H	16 27	L	43,687
10/4/09 H	29 6	W	70,291
10/3/10 A	31 24	W	32,218
10/9/11 H	20 25	L	71,420
11/17/13 H	23 28	L	71,726
	196 158		

PHILADELPHIA EAGLES

Overall: 0-3	Home: 0-1	Road: 0-2	Att.
Texans	Eagles		
9/29/02 A	17 35	L	64,867
9/10/06 H	10 24	L	70,180
12/2/10 A	24 34	L	69,144
	153 105		

PITTSBURGH STEELERS

Overall: 2-2	Home: 1-1	Road: 1-1	Att.
Texans	Steelers		
12/8/02 A	24 6	W	58,551
9/18/05 H	7 27	L	70,742
9/7/08 A	17 38	L	64,001
10/2/11 H	17 10	W	71,585
	65 81		

ST. LOUIS RAMS

Overall: 1-2	Home: 0-2	Road: 1-0	Att.
Texans	Rams		
11/27/05 H	27 33	LOT	70,010
12/20/09 A	16 13	W	46,256
10/13/13 H	13 38	L	71,104
	56 84		

SAN DIEGO CHARGERS

Overall: 1-4	Home: 0-2	Road: 1-2	Att.
Texans	Chargers		
9/15/02 A	3 24	L	56,098
9/12/04 H	20 27	L	70,255
10/28/07 A	10 35	L	60,439
11/7/10 H	23 29	L	70,886
9/9/13 A	31 28	W	59,522
	87 143		

SAN FRANCISCO 49ERS

Overall: 1-2	Home: 1-0	Road: 0-2	Att.
Texans	49ers		
1/1/06 A	17 20	LOT	67,970
10/25/09 H	24 21	W	70,820
10/6/13 A	3 34	L	69,732
	44 75		

SEATTLE SEAHAWKS

Overall: 1-2	Home: 1-1	Road: 0-1	Att.
Texans	Seahawks		
10/16/05 A	10 42	L	66,196
12/13/09 H	34 7	W	70,380
9/29/13 H	20 23	L	69,732
	64 72		

TAMPA BAY BUCCANEERS

Overall: 2-1	Home: 1-0	Road: 1-1	Att.
Texans	Buccaneers		
12/14/03 A	3 16	L	65,124
12/9/07 H	28 14	W	70,237
11/13/11 A	37 9	W	56,037
	68 39		

TENNESSEE TITANS

Overall: 9-15	Home: 5-7	Road: 4-8	Att.
Texans	Titans		
11/10/02 A	10 17	L	68,804
12/29/02 H	3 13	L	70,694
10/12/03 A	17 38	L	68,809
12/21/03 H	24 27	L	70,758
10/17/04 A	20 10	W	68,932
11/28/04 H	31 21	W	70,721
10/9/05 H	20 34	L	70,430
12/11/05 A	10 13	L	69,149
10/29/06 A	22 28	L	69,143
12/10/06 H	20 26	LOT	70,760
10/21/07 H	16 38	L	70,734
12/2/07 A	20 28	L	69,143
9/21/08 A	12 31	L	69,143
12/14/08 H	13 12	W	70,831
9/20/09 A	34 31	W	69,143
11/23/09 H	17 20	L	71,153
11/28/10 H	20 0	W	70,855
12/19/10 A	17 31	L	69,143
10/23/11 A	41 7	W	69,143
1/1/12 H	22 23	L	71,512
9/30/12 H	38 14	W	71,581
12/2/12 A	24 10	W	69,143
9/15/13 H	30 24	W OT	71,718
12/29/13 A	10 16	L	69,143
	511 512		

WASHINGTON REDSKINS

Overall: 1-2	Home: 0-1	Road: 1-1	Att.
Texans	Redskins		
12/22/02 A	10 26	L	70,291
9/24/06 H	15 31	L	70,069
9/19/10 A	30 27	W OT	88,240
	55 84		



ALL-TIME PRESEASON RESULTS

2002 (1-4)

Date	Opponent	Attendance	Score
8/5/02	N.Y. Giants*	22,461	L 34-17
8/10/02	at New Orleans	67,356	W 13-10
8/17/02	at Kansas City	73,506	L 19-9
8/24/02	Miami	69,432	L 24-3
8/30/02	Tampa Bay	68,371	L 17-13

*Canton, Ohio (Pro Football Hall of Fame Game)

2003 (0-4)

Date	Opponent	Attendance	Result
8/9/03	Denver	70,021	L 20-12
8/15/03	at Dallas	60,058	L 34-6
8/23/03	San Diego	70,007	L 19-17
8/28/03	at Tampa Bay	64,808	L 34-3

2004 (1-3)

Date	Opponent	Attendance	Result
8/14/04	Dallas	70,431	W 18-0
8/21/04	at Pittsburgh	56,028	L 38-3
8/27/04	at Denver	71,256	L 31-17
9/2/04	Tampa Bay	70,024	L 17-9

2005 (1-3)

Date	Opponent	Attendance	Result
8/13/05	Denver	70,016	L 20-14
8/20/05	Oakland	70,116	W 19-17
8/27/05	at Dallas	54,288	L 21-9
9/1/05	at Tampa Bay	63,591	L 38-14

2006 (3-1)

Date	Opponent	Attendance	Result
8/12/06	Kansas City	70,016	W 24-14
8/19/06	at St. Louis	65,391	W 27-20
8/27/06	at Denver	73,689	L 17-14
8/31/06	Tampa Bay	70,037	W 16-13

2007 (2-2)

Date	Opponent	Attendance	Result
8/11/07	Chicago	70,060	L 20-19
8/18/07	at Arizona	64,405	W 33-20
8/25/07	Dallas	70,512	W 28-16
8/30/07	at Tampa Bay	64,321	L 31-24

2008 (2-2)

Date	Opponent	Attendance	Result
8/9/08	Denver	70,020	W 19-16
8/16/08	at New Orleans	70,009	W 33-20
8/22/08	at Dallas	60,795	L 23-22
8/28/08	Tampa Bay	70,011	L 16-6

2009 (2-2)

Date	Opponent	Attendance	Result
8/15/09	at Kansas City	64,781	W 16-10
8/22/09	New Orleans	70,107	L 38-14
8/31/09	Minnesota	70,191	L 17-10
9/4/09	at Tampa Bay	63,831	W 27-20

2010 (1-3)

Date	Opponent	Attendance	Result
8/14/10	at Arizona	61,489	L 19-16
8/21/10	at New Orleans	70,025	L 38-20
8/28/10	Dallas	70,725	W 23-7
9/2/10	Tampa Bay	70,035	L 24-17

2011 (3-1)

Date	Opponent	Attendance	Result
8/15/11	N.Y. Jets	70,025	W 20-16
8/20/11	New Orleans	70,828	W 27-14
8/27/11	at San Francisco	69,732	W 30-7
9/1/11	at Minnesota	62,148	L 28-0

2012 (3-1)

Date	Opponent	Attendance	Result
8/11/12	at Carolina	69,002	W 26-13
8/18/12	San Francisco	71,196	W 20-9
8/25/12	at New Orleans	72,082	L 34-27
8/30/12	Minnesota	71,116	W 28-24

2013 (3-1)

Date	Opponent	Attendance	Result
8/9/13	at Minnesota	62,306	W 27-13
8/17/13	vs. Miami	71,141	W 24-17
8/25/13	vs. New Orleans	71,611	L 31-23
8/29/13	at Dallas	76,856	W 24-6

ALL-TIME PRESEASON RECORDS

TEAM RECORDS

POINTS SCORED, GAME

Points	Date	Opponent	Attendance	W/L	Result
33	8/18/07	at Arizona	64,405	W	33-20
31	8/16/08	at New Orleans	70,009	W	31-27
30	8/27/11	at San Francisco	69,732	W	30-7
28	8/30/12	Minnesota	71,116	W	28-24
28	8/25/07	Dallas	70,512	W	28-16

POINTS ALLOWED, GAME

Points	Date	Opponent	Attendance	W/L	Result
38	8/21/04	at Pittsburgh	56,028	L	38-3
38	9/1/05	at Tampa Bay	63,591	L	38-14
38	8/22/09	New Orleans	70,107	L	38-14
38	8/21/10	at New Orleans	70,025	L	38-20
34	8/25/12	at New Orleans	72,082	L	34-27
34	8/5/02	N.Y. Giants*	22,461	L	34-17
34	8/28/03	at Tampa Bay	64,808	L	34-3

MOST RUSHING YARDS, GAME

Yards	Att.	TD	Opponent	Date
208	34	2	New Orleans	8/20/11
190	40	1	Dallas	8/29/13
187	32	1	Denver	8/27/04
174	39	1	Carolina	8/11/12
173	36	1	Dallas	8/28/10
173	41	3	Kansas City	8/12/06

MOST NET PASSING YARDS, GAME

Yards	Comp.	Att.	TD	Opponent	Date
355	32	49	1	New Orleans	8/25/13
316	28	53	2	Tampa Bay	9/2/10
306	31	44	2	at Minnesota	8/9/13
303	26	38	3	Miami	8/17/13
289	21	25	2	New Orleans	8/16/08

MOST TOTAL YARDS, GAME

Total	Rush	Pass	Opponent	Date
496	141	355	New Orleans	8/25/13
439	133	306	at Minnesota	8/9/13
436	208	228	New Orleans	8/20/11
417	101	316	Tampa Bay	9/2/10
417	172	245	at San Francisco	8/27/11
405	116	289	New Orleans	8/16/08
391	143	248	Arizona	8/18/07

INDIVIDUAL

MOST RUSHING YARDS, GAME

Yards	Att.	TD	Player	Opponent	Date
114	13	2	J. Forsett	Minnesota	8/30/12
110	8	1	A. Foster	Dallas	8/28/10
107	19	0	C. Wood	at Dallas	8/29/13
95	9	1	B. Tate	New Orleans	8/20/11
92	11	2	V. Morency	St. Louis	8/19/06

MOST PASSING YARDS, GAME

Yards	Att.	Comp.	TD	Player	Opponent	Date
213	26	15	0	M. Schaub	New Orleans	8/25/13
205	15	22	2	D. Carr	San Diego	8/23/03
197	9	16	2	R. Grossman	Tampa Bay	9/4/09
194	18	15	1	M. Schaub	New Orleans	8/25/12
187	14	16	2	M. Schaub	New Orleans	8/16/08

MOST RECEIVING YARDS, GAME

Yards	Rec.	TD	Player	Opponent	Date
148	3	1	J. Jones	Tampa Bay	9/4/09
131	7	0	A. Johnson	New Orleans	8/25/13
100	4	0	A. Johnson	New Orleans	8/20/11
100	6	1	K. Walter	New Orleans	8/16/08
97	4	0	G. Graham	New Orleans	8/25/12

*Hall of Fame Game, Canton, Ohio



ALL-TIME ALPHABETIC ROSTER

* DENOTES DRAFT PICK

A

- 47 Abbate, Jon, LB, Wake Forest, 2007
- 52 *Adibi, Xavier, LB, Virginia Tech, 2008-10
- 59 Acholonu, D.D., LB, Washington St., 2004
- 54 Alexander, Mister, ILB, Florida St., 2011-12
- 22 Alexander, Roc, CB, Washington, 2006-07
- 20 Allen, James, RB, Oklahoma, 2002
- 30 Allen, Jason, CB, Tennessee, 2010-11
- 50 *Anderson, Charlie, LB, Mississippi, 2004-07
- 14/89 *Anderson, David, WR, Colorado St., 2006-11
- 27 Anderson, Jason, RB, South Dakota, 2004-05
- 96 Anderson, Mark, DE, Alabama, 2010
- 88 Armstrong, Derick, WR, Arkansas-Monticello, 2003-05
- 61 Austin, Thomas, C, Clemson, 2011

B

- 93 *Babin, Jason, LB, Western Michigan, 2004-06
- 22 Ball, Alan, CB, Illinois, 2012
- 83 Banks, Tony, CB, Michigan St., 2002-05
- 34 *Barber, Dominique, FS, Minnesota, 2008-11
- 51 Barber, Shawn, LB, Richmond, 2007
- 67 Barry, Kevin, T, Arizona, 2007
- 98 *Barwin, Connor, DE/OLB, Cincinnati, 2009-12
- 47 *Baxter, Jarrod, FB, New Mexico, 2002-04
- 12 Beck, John, QB, BYU, 2012
- 68 Bedell, Brad, T, Colorado, 2006
- 33 Bell, Jason, CB, UCLA, 2002-05
- 57 Bell, Marcus, LB, Arizona, 2004
- 32 *Bennett, Fred, CB, South Carolina, 2007-09
- 57 Bentley, Kevin, LB, Northwestern, 2008-10
- 50 Bing, Darnell, LB, USC, 2010
- 88 Black, Avion, WR, Tennessee St., 2002
- 71 Black, Jordan, T, Notre Dame, 2007
- 10 Blade, Willie, DE, Mississippi St., 2002
- 16 *Bonner, Alan, WR, Jacksonville St., 2013
- 28 Boulware, Michael, S, Florida St., 2007
- 34 Bouye, A.J., CB, Central Florida, 2013
- 71 Boselli, Tony, T, USC, 2002
- 7 Boyd, Shane, QB, Kentucky, 2007
- 85 Bradford, Corey, WR, Jackson St., 2002-05
- 50 Braman, Bryan, OLB, West Texas A&M, 2011-13
- 65 Brislief, Mike, G, Colorado State, 2007-11
- 79 *Brooks, Brandon, G, Miami (OH), 2012-13
- 24 *Brown, C.C., SS, Louisiana-Lafayette, 2005-08
- 22 Brown, Chris, RB, Colorado, 2008-09
- 76 *Brown, Duane, T, Virginia Tech, 2008-13
- 24 Brown, Eric, SS, Mississippi St., 2002-04
- 3 Brown, Kris, K, Nebraska, 2002-09
- 67 *Brown, Milford, G, Florida St., 2002-05
- 87 Bruener, Mark, TE, Washington, 2004-08
- 31 Buchanan, Phillip, CB, Miami (FL), 2005-06
- 4 *Bullock, Randy, K, Texas A&M, 2012-13
- 79 Bulman, Tim, DT, Boston College, 2006-11
- 22 *Burns, Curry, FS, Louisville, 2003
- 40 Busing, John, FS, Miami (OH), 2009
- 78 Butler, Rashad, T, Washington, 2007-12
- 89 Byrne, Jake, TE, Wisconsin, 2013

C

- 62 *Caldwell, Antoine, C/G, Alabama, 2009-12
- 66 *Carmichael, Roc, CB, Virginia Tech, 2011-12
- 8 *Carr, David, QB, Fresno St., 2002-06
- 59 Carroll, Travis, LB, Florida, 2003
- 63 Carter, Chris, FS, Texas, 2002
- 86 *Casey, James, TE/FB, Rice, 2009-12
- 59 Chamberlin, Frank, LB, Boston College, 2005
- 55 Clark, Danny, LB, Illinois, 2007
- 1 Clemens, Kellen, QB, Oregon, 2011
- 50 Clemens, Charlie, LB, Georgia, 2003
- 40 Clutts, Tyler, FB, Fresno State, 2012
- 60/96 Cochran, Earl, DE, Alabama State, 2006-08

- 95 Cody, Shaun, DT/NT, USC, 2009-12
- 42 Coleman, Marcus, CB, Texas Tech, 2002-05
- 53 Coley, Kevis, LB, Southern Mississippi, 2008
- 49 Collins, Cameron, LB, Oregon State, 2012
- 45 Comella, Greg, FB, Stanford, 2003
- 43 Cook, Jameel, FB, Illinois, 2006-07
- 40 Cox, Curome, S, Maryland, 2007
- 93 *Crick, Jared, DE, Nebraska, 2012-13
- 56 *Cushing, Brian, LB/ILB, USC, 2009-13

D

- 75 Dalton, Lionel, DT, Eastern Michigan, 2006
- 81 *Daniels, Owen, TE, Wisconsin, 2006-13
- 11 Davis, André, WR, Virginia Tech, 2007-10
- 37 *Davis, Domanick, RB, LSU, 2003-06
- 90 Davis, Jason, DE, West Virginia, 2003, 2005
- 87 Dawson, JaJuan, WR, Tulane, 2002
- 36 Dayne, Ron, RB, Wisconsin, 2006-07
- 95 Deloach, Jerry, DE, California, 2002-05
- 17 Delhomme, Jake, QB, La.-Lafayette, 2011
- 39/27 Dumps, Quintin, SS, UTEP, 2010-12
- 47 Dumps, Will, FS, San Diego State, 2007-08
- 77 Denney, Ryan, DE, BYU, 2010
- 28 Dennis, Pat, CB, La.-Monroe, 2002-03
- 19 *Dickerson, Dorin, WR, Pittsburgh, 2010
- 54 *Diles, Zac, LB, Kansas State, 2007-10
- 52 Dobbins, Tim, ILB, Iowa State, 2011-13
- 66 Dorsey, Char-ron, T, Florida St., 2002
- 85 Dreessen, Joel, TE, Colorado State, 2007-11

E

- 26 *Earl, Glenn, SS, Notre Dame, 2004-07
- 33 Echamundu, Adimchinobi, RB, California, 2007
- 55 Evans, Leomont, SS, Clemson, 2002
- 54 Evans, Troy, LB, Cincinnati, 2002-06

F

- 38 *Faggins, DeMarcus, CB, Kansas St., 2002-08
- 25 Ferguson, Nick, SS, Georgia Tech, 2008-09
- 58 Flanagan, Mike, C, UCLA, 2006-07
- 21 Fletcher, Jamar, CB, Wisconsin, 2007
- 93 Flowers, Erik, LB, Arizona St., 2002
- 58 Foley, Steve, LB, La.-Monroe, 2003
- 56 Foreman, Jay, LB, Nebraska, 2002-04
- 28 Forsett, Justin, RB, California, 2012
- 23/27/37 Foster, Arian, RB, Tennessee, 2009-13
- 45 Fox, Keyaron, LB, Georgia Tech, 2012
- 75 *Frye, Brandon, T, Virginia Tech, 2007

G

- 35 Gado, Samkon, RB, Liberty, 2006
- 86 *Gaffney, Jabar, WR, Florida, 2002-05
- 7 Garcia, Jeff, QB, San Jose State, 2011
- 6 Gardner, Andrew, T, Georgia Tech, 2011-13
- 25 Garrett, Kevin, CB, SMU, 2006
- 31 Glenn, Aaron, CB, Texas A&M, 2002-04
- 52 Gooden, Tavares, LB, Miami, 2013
- 70 Graham, DeMingo, G, Hofstra, 2002
- 38 *Graham, Garrett, TE, Wisconsin, 2010-13
- 87 Graham, Ray, RB, Pittsburgh, 2013
- 17 Graham, Shayne, K, Virginia Tech, 2012
- 30 Green, Ahman, RB, Nebraska, 2007-08
- 90 *Green, Howard, DT, LSU, 2002
- 58 Greenwood, Isaiah, LB, Northwestern St., 2010
- 56 Greenwood, Morlon, LB, Syracuse, 2005-08
- 84 *Griffin, Ryan, TE, Connecticut, 2013
- 45 Griffith, Justin, FB, Mississippi State, 2010
- 43 Grimes, Jonathan, RB, William & Mary, 2012-13
- 5 Grossman, Rex, QB, Florida, 2009

H

- 72 Hall, Barry, T, Middle Tennessee St., 2002
- 81 Harris, Atnaf, WR, CS-Northridge, 2002
- 26 *Harris, Brandon, CB, Miami, 2011-13
- 82 Harris, Clark, TE, Rutgers, 2008
- 91 Harris, Ra'Shon, NT, Oregon, 2012
- 68 Harris, Ryan, T, Notre Dame, 2012-13
- 31 *Harrison, Brandon, S, Stanford, 2007-08
- 2 Hartmann, Brett, P, Central Michigan, 2011
- 34 Hebert, Kyries, FS, La.-Lafayette, 2002
- 27 Henry, Chris, RB, Arizona, 2009
- 75 Herndon, Jimmy, T, Houston, 2002-03
- 87 *Hill, Anthony, TE, North Carolina St., 2009-10
- 94 *Hill, Charles, DT, Maryland, 2002
- 63/55/57 *Hodgdon, Drew, C, Arizona St., 2005-07
- 16 *Holliday, Trindon, WR, LSU, 2010-12
- 25 *Hollings, Tony, RB, Georgia Tech, 2003-05
- 89 Holloway, Jabari, TE, Notre Dame, 2002-03
- 10 *Hopkins, DeAndre, WR, Clemson, 2013
- 29 Horton, Jason, CB, North Carolina A&T, 2007
- 72 Hunter, David, DE, Houston, 2012
- 34 Hutchins, Von, CB, Mississippi, 2006-07

I

- 87 Insley, Trevor, WR, Nevada-Reno, 2002
- 94 Ioane, Junior, DT, Arizona State, 2003-05

J

- 25 *Jackson, Kareem, CB, Alabama, 2010-13
- 62 Jackson, Scott, T, BYU, 2006-08
- 53 James, Bradie, LB, LSU, 2012
- 96/99 Jamison, Tim, DE, Michigan, 2009-13
- 18 Jean, Lestar, WR, Florida Atlantic, 2011-13
- 54 Jefferson, Willie, OLB, Stephen F. Austin, 2013
- 84 Jenkins, Darnell, WR, Miami, 2008
- 80 *Johnson, Andre, WR, Miami, 2003-13
- 89 Johnson, Bryant, WR, Penn State, 2011
- 28 Johnson, Dennis, RB, Arkansas, 2013
- 25 Johnson, Derrick, CB, Washington, 2006
- 96 Johnson, Thomas, DT, Middle Tenn. State, 2006
- 75/99 *Johnson, Travis, DT, Florida St., 2005-08
- 60 *Jones, Ben, C, Georgia, 2012-13
- 5 Jones, Donnie, P, LSU, 2012
- 18 Jones, Dwayne, WR, Richmond, 2002
- 73 Jones, Garrick, T, Arkansas St., 2003-04
- 33 Jones, Greg, FB, Florida St., 2013
- 12 *Jones, Jacoby, WR, Lane College, 2007-11
- 83 *Joppor, Bennie, TE, Michigan, 2003-05
- 25 Joseph, Jonathan, CB, South Carolina, 2011-13

K

- 94 Kalu, N.D., DE, Rice, 2006-08
- 39 Karim, Deji, RB, Southern Illinois, 2013
- 60 Keathley, Michael, G, TCU, 2003
- 7 Keenum, Case, QB, Houston, 2013
- 53 Keglar, Stanford, LB, Purdue, 2010
- 88 Kent, Rashod, TE, Rutgers, 2003
- 31 *Keo, Shilo, S, Idaho, 2011-13
- 53 Kershaw, William, LB, 2007
- 78 Killings, Cedric, DT, Carson-Newman, 2006-07
- 62 Kupper, Alex, C, Louisville, 2013

L

- 58 Lamar, Jason, LB, Toledo, 2002
- 44 Leach, Vonta, FB, East Carolina, 2006-10
- 9 Lechler, Shane, P, Texas A&M, 2013
- 91/11 Leinart, Matt, QB, USC, 2010-11
- 17 Lemon, Alec, WR, Syracuse, 2013
- 97 Lewis, Damione, DT, Miami, 2010
- 86 Lewis, Derrick, WR, San Diego State, 2006
- 84 Lewis, Jermaine, WR, Maryland, 2002
- 20 *Lord, Jammal, FS, Nebraska, 2004-05
- 62 Lorenti, Chris, C, Central Florida, 2002-03



ALL-TIME ALPHABETIC ROSTER

33 *Lundy, Wali, RB, Virginia, 2006
 64 Lynch, Ben, C, California, 2003

M

43 Mack, Elbert, CB, Troy, 2013
 34 Mack, Stacey, RB, Temple, 2003
 15 Maddox, Anthony, DT, Delta State, 2006-07
 95 Maehl, Jeff, WR, Oregon, 2011
 97 Malone, Alfred, DE, Troy, 2005-06
 38 Manning, Daniel, S, Abilene Christian, 2011-13
 57 Manning, Roy, LB, Michigan, 2006
 82 *Martin, Keshawn, WR, Michigan State, 2013
 99 Martin, Steve, DT, Missouri, 2003
 90 Martin, Terrance, DT, North Carolina St., 2003
 17 Martinez, Glenn, WR, Saginaw Valley, St., 2009
 62 Mason, Derrick, WR, Michigan State, 2011
 13 *Mathis, Jerome, WR, Hampton, 2005-07
 53 Mays, Joe, ILB, North Dakota State, 2013
 21/41 *McCain, Brice, CB, Utah, 2009-13
 51 McClain, Jimmy, LB, Troy, 2002-03
 97 McClain, Terrell, NT, South Florida, 2012-13
 95 McClover, Stanley, DE, Auburn, 2008
 29 McCree, Marlon, FS, Kentucky, 2003-04
 80 McDermott, Sean, TE/LS, Kansas, 2002
 22 *McManis, Sherrick, CB, Northwestern, 2010-11
 28 McKenzie, Chris, CB, Arizona St., 2005-06
 76 McKinney, Steve, C, Texas A&M, 2002-07
 59 *Mercilus, Whitney, LB, Illinois, 2012-13
 82 Miller, Billy, TE, USC, 2002-04
 92 *Mitchell, Earl, DT, Arizona, 2010-13
 59 Mitchell, Keith, LB, Texas A&M, 2002
 21 Moats, Ryan, RB, Louisiana Tech, 2008-09
 54/90 McMolden, Mike, ILB, California, 2013
 28 *Molden, Antwan, CB, Eastern Kentucky, 2008-10
 57 Monk, Quincy, LB, North Carolina, 2004
 57 *Montgomery, Sam, DE, LSU, 2013
 34 *Morency, Vernand, RB, Oklahoma St., 2005-06
 11 Morgan, Donovan, WR, La-Lafayette, 2005
 77 Morris, Darius, G, Temple, 2011
 84 Moses, J.J., WR, Iowa State, 2003-04
 84 Moulds, Eric, WR, Mississippi State, 2006
 83 Murphy, Frank, WR, Kansas St., 2002
 81 Murphy, Matt, TE, Maryland, 2003-05
 55 Myers, Chris, C, Miami, 2008-13

N

57/72 Nading, Jesse, DE, Colorado St., 2008-12
 16 Nail, Craig, QB, Northwestern St. (La.), 2008
 64 Newell, Mike, C, Colorado St., 2002
 75 *Newton, Derek, T, Arkansas State, 2011-13
 53 Nixon, David, LB, BYU, 2010
 33 *Nolan, Troy, FS, Arizona State, 2009-12
 44 Norris, Moran, FB, Kansas, 2002-05

O

27 Ogonnaya, Chris, RB, Texas, 2011
 9 Ogunleye, Adewale, DE, Indiana, 2010
 91 *Okam, Frank, DT, Texas, 2008-10
 97 *Okoye, Amobi, DT, Louisville, 2007-10
 4 Oporum, Toben, RB, Kansas, 2013
 7 Orlovsky, Dan, QB, Connecticut, 2009-10
 53 Orr, Shantee, LB, Michigan, 2003-06
 79 Overhauser, Chad, G, UCLA, 2002
 57 *Ozougwu, Cheta, OLB, Rice, 2011

P

38 Parson, Mark, CB, Ohio, 2009
 91 Payne, Seth, DT, Cornell, 2002-06
 71 Pearson, Mike, T, Florida, 2006
 98 *Peek, Antwan, LB, Cincinnati, 2003-06

55 Pettway, Kenneth, LB, Grambling St., 2005
 48 Pittman, Bryan, LS, Washington, 2003-09
 42 Pittman, David, CB, Northwestern St. (La.), 2008
 69 *Pitts, Chester, G/T, San Diego St., 2002-09
 35 Pleasant, Eddie, S, Oregon, 2012-13
 51 Polk, DaShon, LB, Arizona, 2004-05
 31 Pollard, Bernard, SS, Purdue, 2009-10
 5 Porter, Quinton, QB, Boston College, 2006
 98 Posey, Jeff, LB, So. Mississippi, 2002
 11 *Posey, DeVier, WR, Ohio State, 2012-13
 88 Putzier, Jeb, TE, Boise State, 2007

Q

77 *Quessenberry, David, G, San Jose State, 2013
 29 *Quin, Glover, CB/S, New Mexico, 2009-12
 11 Quinn, Mike, QB, Stephen F. Austin, 2002-03

R

4 Rackers, Neil, K, Illinois, 2010-11
 15/4 *Ragone, Dave, QB, Louisville, 2003-05
 68 Randall, Greg, T, Michigan State, 2003
 58 *Reed, Brooks, OLB, Arizona, 2011-13
 20 Reed, Ed, FS, Miami, 2013
 35 Reeves, Jacques, CB, Purdue, 2008-09
 70 Reyes, Tutan, G, Mississippi, 2009
 27 Richardson, Mattered, CB, Arkansas, 2008
 68 Riley, Victor, T, Auburn, 2005
 84 Rivers, Marcellus, TE, Oklahoma St., 2005
 66 Robinson, Deljuan, DT, Mississippi State, 2008-09
 23 *Robinson, Dunta, CB, South Carolina, 2004-09
 20 Rogers, Justin, CB, Richmond, 2013
 18 Rosenfels, Sage, QB, Iowa State, 2006-08
 30 Routt, Stanford, CB, Houston, 2012
 42 Russell, Brian, FS, San Diego State, 2009
 83 Rutledge, Rod, TE, Alabama, 2002
 57/54 Ruud, Barrett, ILB, Nebraska, 2012
 59 *Ryans, DeMeco, LB, Alabama, 2006-11

S

66/74 Salaam, Ephraim, T, San Diego State, 2006-10
 21 Sanders, Lewis, CB, Maryland, 2005-06
 37 Sapp, Cecil, RB, Colorado State, 2008
 91 Sapp, Ricky, OLB, Clemson, 2013
 65 Schau, Ryan, G, Illinois, 2002
 8 Schaub, Matt, QB, Virginia, 2007-13
 29 Scott, Guss, S, Florida, 2006
 52 Sears, Corey, DE, Mississippi St., 2002-04
 95 Sharper, Jamie, LB, Virginia, 2002-04
 51 *Sharpton, Darryl, LB, Miami (Fla.), 2010-13
 19 Shepherd, Edell, WR, San Jose State, 2006
 67 Sheppard, Malcolm, DT, Arkansas, 2010
 30/22 Simmons, Jason, CB/S, Arizona St., 2002-07
 20 *Slaton, Steve, RB, West Virginia, 2008-11
 17 Slechts, Jeremy, DT, Nebraska, 2003
 47 Smeley, Brad, FB, Alabama, 2013
 94 Smith, Antonio, DE, Oklahoma St., 2009-13
 90 Smith, D.J., OLB, Appalachian State, 2013
 99 Smith, Robaire, DE, Michigan St., 2004-05
 71 *Smith, Shelley, G, Colorado State, 2010-11
 74 Smith, Amobi, G, Memphis, 2010-13
 32 Spann, Chad, RB, Northern Illinois, 2013
 7 Spears, Marcus, T, Northwestern St., 2004
 77 *Spencer, Charles, T, Pittsburgh, 2006-07
 78 Spikes, Cameron, G/T, Texas A&M, 2002
 40 Stansbury, Ed, FB, UCLA, 2002
 7 Stanley, Chad, P, Stephen F. Austin, 2002-06
 29 Starling, Jawanza, FS, USC, 2013
 17 Starling, Kendrick, WR, San Jose St., 2004
 26 Stevens, Matt, FS, Appalachian St., 2002-03
 68 Stevenson, Dan, G, Notre Dame, 2008
 42 Stone, Michael, FS, Memphis, 2006

84 Stross, Trey, WR, Iowa, 2010
 64 *Studdard, Kasey, G, Texas, 2007-11
 48 Supemaw, Phillip, TE, Ouachita Baptist, 2013
 6 *Swearinger, D.J., SS, South Carolina, 2013
 2 *Symons, B.J., QB, Texas Tech, 2004

T

52 Tarpinian, Jeff, ILB, Iowa, 2013
 43/44 Tate, Ben, RB, Auburn, 2010-13
 27 Taylor, Chris, RB, Indiana, 2006-07
 77 Thomas, Tarlos, T, Florida St., 2002
 51 Thompson, Chaun, LB, West Texas A&M, 2008-09
 28 Tillman, Travares, FS, Georgia Tech, 2003
 82 Toliver, Terrence, WR, LSU, 2011
 57 Tuggle, Justin, LB, Kansas State, 2013
 1 Turk, Matt, P, Wisconsin-Whitewater, 2007-11

V

10 Van Pelt, Bradlee, QB, Colorado St., 2006
 21 Vaughn, Darrick, CB, S.W. Texas St., 2003
 47 Vickers, Lawrence, FB, Colorado, 2011
 27 Victorian, Josh, CB, Louisiana Tech, 2013

W

71 Wade, Todd, T, Mississippi, 2004-05
 37 Walker, Darius, RB, Notre Dame, 2007
 96 Walker, Gary, DE, Auburn, 2002-05
 40 Walker, John, FS, USC, 2006
 41/22 *Walker, Ramon, SS, Pittsburgh, 2002-05
 30 Wall, Jamar, CB, Texas Tech, 2010
 85/83 Walter, Kevin, WR, Eastern Michigan, 2006-12
 74 Walter, Tyson, G, Ohio State, 2005
 78 *Wand, Seth, T, N.W. Missouri St., 2003-05
 32 Ward, Derrick, RB, Ottawa (Kan.), 2010-13
 77 Washington, Todd, C/G, Virginia Tech, 2004-05
 99 *Watt, J.J., DE, Wisconsin, 2011-13
 61/70 *Weary, Fred, G, Tennessee, 2002-07
 92/98 Weaver, Anthony, DE, Notre Dame, 2006-08
 46 Weeks, Jon, LS, Baylor, 2010-13
 32 *Wells, Jonathan, RB, Ohio St., 2002-05
 63 White, Chris, C, Southern Mississippi, 2007-09
 67 White, Cody, G, Illinois State, 2012-13
 72 Wiegert, Zach, T, Nebraska, 2003-06
 73 *Williams, Brennan, T, North Carolina, 2013
 86 Williams, Harry, WR, Tuskegee, 2007-08
 41 Williams, Jimmy, CB, Vanderbilt, 2008
 23 Williams, Kevin, FS, Oklahoma St., 2002
 90 *Williams, Mario, DE, N.C. State, 2006-11
 42 Williams, Torri, SS, Purdue, 2010
 54 *Williams, Trevardo, OLB, Connecticut, 2013
 26 Wilson, Eugene, FS, Illinois, 2008-10
 58 Winborn, Jamie, LB, Vanderbilt, 2009
 73 *Winston, Eric, T, Miami, 2006-11
 52 Wong, Kailee, LB, Stanford, 2002-06
 41 Wood, Cierre, RB, Notre Dame, 2013
 97 Worthen, Shawn, DT, TCU, 2002
 43 Wright, Kenny, CB, Northwestern St., 2002-04
 25 Wynn, Dexter, CB, Colorado State, 2006-07

Y

13 *Yates, T.J., QB, North Carolina, 2011-13
 74 Young, Ryan, T, Kansas St., 2002

Z

92 Zgonina, Jeff, DT, Purdue, 2007-09

* DENOTES DRAFT PICK



ALL-TIME NUMERIC ROSTER

- 1 Turk, Matt, P, Wisconsin Whitewater, 2007-11
Clemens, Kellen, QB, Oregon, 2011
- 2 Hartmann, Brett, P, Central Michigan, 2011
Symons, B.J., QB, Texas Tech, 2004
- 3 Brown, Kris, K, Nebraska, 2002-09
- 4 Bullock, Randy, K, Texas A&M, 2012-13
Rackers, Neil, K, Illinois, 2010-11
Ragone, Dave, QB, Louisville, 2003-04
(Ragone also wore #15)
- 5 Jones, Donnie, P, LSU, 2012
Grossman, Rex, QB, Florida, 2009
- 7 Keenum, Case, QB, Houston, 2013
Garcia, Jeff, QB, San Jose State, 2011
Orlovsky, Dan, QB, Connecticut, 2009-10
Boyd, Shane, QB, Kentucky, 2007
Stanley, Chad, P, Stephen F. Austin, 2002-06
- 8 Schaub, Matt, QB, Virginia, 2007-13
Carr, David, QB, Fresno St., 2002-06
- 9 Lechler, Shane, P, Texas A&M, 2013
Leinart, Matt, QB, USC, 2010
(Leinart also wore #11)
- 10 Hopkins, DeAndre, WR, Clemson, 2013
Van Pelt, Bradlee, QB, Colorado State, 2006
- 11 Posey, DeVier, WR, Ohio State, 2012-13
Leinart, Matt, QB, USC, 2011
(Leinart also wore #9)
Davis, André, WR, Virginia Tech, 2007-10
Morgan, Donovan, WR, La.-Lafayette, 2005
Quinn, Mike, QB, Stephen F. Austin, 2002-03
- 12 Beck, John, QB, BYU, 2012
Jones, Jacoby, WR, Lane College, 2007-11
Banks, Tony, QB, Michigan St., 2002-05
- 13 Yates, T.J., QB, North Carolina, 2011-13
Mathis, Jerome, WR, Hampton, 2005-06
- 14 Anderson, David, WR, Colorado State, 2006
(Anderson also wore #17 and #89)
- 15 Maehl, Jeff, WR, Oregon, 2011
Ragone, Dave, QB, Louisville, 2005
(Ragone also wore #4)
- 16 Bonner, Alan, WR, Jacksonville State, 2013
Holliday, Trindon, WR, LSU, 2010-12
- 17 Lemon, Alec, WR, Syracuse, 2013
Graham, Shayne, K, Virginia Tech, 2012
Delhomme, Jake, QB, La.-Lafayette, 2011
Anderson, David, QB, Colorado State, 2011
(Anderson also wore #14 and #89)
Martinez, Glenn, WR, Saginaw Valley St., 2009
Starling, Kendrick, WR, San Jose St., 2004
- 18 Jean, Lestar, WR, Florida Atlantic, 2011-13
Rosenfels, Sage, QB, Iowa State, 2006-08
Jones, Dwaune, WR, Richmond, 2002
- 19 Dickerson, Dorin, WR, Pittsburgh, 2010
Shepherd, Edell, WR, San Jose St., 2006
Adams, Charlie, WR, Hofstra, 2006
- 20 Rogers, Justin, CB, Richmond, 2013
Reed, Ed, FS, Miami, 2013
Carmichael, Roc, CB, Virginia Tech, 2012
(Carmichael also wore #36)
- Slaton, Steve, RB, West Virginia, 2008-11
McCleone, Dexter, CB, Clemson, 2006
Lord, Jammal, FS, Nebraska, 2004-05
Allen, James, RB, Oklahoma, 2002
- 21 McCain, Brice, CB, Utah, 2010-13
(McCain also wore #41)
Moats, Ryan, RB, Louisiana Tech, 2008-09
Fletcher, Jamar, CB, Wisconsin, 2007
Sanders, Lewis, CB, Maryland, 2005-06
Vaughn, Darrick, CB, S.W. Texas St., 2003
- 22 Ball, Alan, CB, Illinois, 2012
McManis, Sherrick, CB, Northwestern, 2010-11
Brown, Chris, RB, Colorado, 2008-09
Alexander, Roc, CB, Washington, 2006
Walker, Ramon, SS, Pittsburgh, 2005
(Walker also wore #41)
Burns, Curry, SS, Louisville, 2003
- 23 Foster, Arian, RB, Tennessee, 2010-13
(Foster also wore #27 and 37)
Robinson, Dunta, CB, South Carolina, 2004-09
Williams, Kevin, FS, Oklahoma St., 2002
- 24 Joseph, Johnathan, CB, South Carolina, 2011-13
Brown, C.C., SS, La.-Lafayette, 2005-08
Brown, Eric, SS, Mississippi St., 2002-04
- 25 Jackson, Kareem, CB, Alabama, 2010-13
Ferguson, Nick, SS, Georgia Tech, 2008-09
Wynn, Dexter, CB, Colorado State, 2006-07
Johnson, Derrick, CB, Washington, 2006
Garrett, Kevin, CB, SMU, 2006
Hollings, Tony, RB, Georgia Tech, 2003-05
- 26 Harris, Brandon, CB, Miami, 2011-13
Wilson, Eugene, FS, Illinois, 2008-10
Earl, Glenn, SS, Notre Dame, 2004-06
Stevens, Matt, FS, Appalachian St., 2002-03
- 27 Victorian, Josh, CB, Louisiana Tech, 2013
Demp, Quintin, FS, UTEP, 2011-12
(Demp also wore #38)
Ogbonnaya, Chris, RB, Texas, 2011
Henry, Chris, RB, Arizona, 2009
Foster, Arian, RB, Tennessee, 2009
(Foster also wore #23 and 37)
Richardson, Matt, RB, Arkansas, 2008
Taylor, Chris, RB, Indiana, 2006
Anderson, Jason, RB, South Dakota, 2004-05
- 28 Johnson, Dennis, RB, Arkansas, 2013
Forsett, Justin, RB, California, 2012
Molden, Antwaun, CB, 2008-10
Boulware, Michael, S, Florida State, 2007
McKenzie, Chris, CB, Arizona St., 2005-06
Tillman, Travares, FS, Georgia Tech, 2003
Dennis, Pat, CB, La.-Monroe, 2002
- 29 Starling, Jawanza, FS, USC, 2013
Quin, Glover, CB/SS, New Mexico, 2009-12
Scott, Guss, FS, Florida, 2006
McCree, Marlon, FS, Kentucky, 2003-04
- 30 Rount, Stanford, CB, Houston, 2012
Allen, Jason, CB, Tennessee, 2010-11
Wall, Jamar, CB, Texas Tech, 2010
Green, Ahman, RB, Nebraska, 2007-08
Simmons, Jason, CB/S, Arizona St., 2002-06
- 31 Keo, Shiloh, FS, Idaho, 2011-13
Pollard, Bernard, SS, 2009-10
Harrison, Brandon, FS, 2008
Buchanon, Phillip, CB, Miami (Fla.), 2005-06
Glenn, Aaron, CB, Texas A&M, 2002-04
- 32 Spann, Chad, RB, Northern Illinois, 2013
Ward, Derrick, RB, Ottawa (Kan.), 2010-11
Bennett, Fred, CB, South Carolina, 2007-09
Wells, Jonathan, RB, Ohio St., 2002-05
- 33 Jones, Greg, FB, Florida State, 2013
Nolan, Troy, FS, Arizona State, 2010-12
(Nolan also wore #36)
Lundy, Wali, RB, Virginia, 2006
Bell, Jason, CB, UCLA, 2002-05
- 34 Bouye, A.J., CB, Central Florida, 2013
Barber, Dominique, FS, Minnesota, 2008-11
Hutchins, Von, CB, Mississippi, 2007
Morency, Vernard, RB, Oklahoma St., 2005-06
Mack, Steacy, RB, Temple, 2003
Hebert, Kyries, FS, La.-Lafayette, 2002
- 35 Pleasant, Eddie, S, Oregon, 2013
Reeves, Jacques, CB, Purdue, 2008-09
Gado, Samkon, RB, Liberty, 2006
Evans, Leomont, SS, Clemson, 2002
- 36 Swearingin, D.J., SS, South Carolina, 2013
Carmichael, Roc, CB, Virginia Tech, 2011
(Carmichael also wore #20)
Nolan, Troy, S, Arizona State, 2009
(Nolan also wore #33)
Dayne, Ron, RB, Wisconsin, 2006-07
Carter, Chris, FS, Texas, 2002
- 37 Graham, Ray, RB, Pittsburgh, 2013
Foster, Arian, RB, Tennessee, 2009
(Foster also wore #27)
Sapp, Cecil, RB, Colorado State, 2008
Walker, Darius, RB, Notre Dame, 2007
Williams, Domanick, RB, LSU, 2003-06
- 38 Manning, Danieal, FS, Abilene Christian, 2011-13
Demp, Quintin, SS, UTEP, 2010
(Demp also wore #27)
Parson, Mark, CB, Ohio, 2009
Faggins, DeMarcus, CB, Kansas St., 2002-08
- 39 Karim, Deji, RB, Southern Illinois, 2013
- 40 Clutts, Tyler, FB, Fresno State, 2012
Butting, John, FS, Miami (OH), 2009
Cox, Curome, Maryland, 2007
Walker, John, FS, USC, 2006
Stansbury, Ed, FB, UCLA, 2002
- 41 Grimes, Jonathan, RB, William & Mary, 2013
(Grimes also wore #43)
Wood, Cierre, RB, Notre Dame, 2013
McCain, Brice, CB, Utah, 2009
(McCain also wore #21)
Williams, Jimmy, CB, Vanderbilt, 2008
Walker, Ramon, SS, Pittsburgh, 2002-04
(Walker also wore #22)
- 42 Oporum, Toben, FB, Kansas, 2013
Williams, Torri, SS, Purdue, 2010
Russell, Brian, FS, San Diego State, 2009
Pittman, Chad, CB, Northwestern St. (La.), 2008
Stone, Michael, FS, Memphis, 2006
Coleman, Marcus, FS, Texas Tech, 2002-05
- 43 Mack, Elbert, CB, Troy, 2013
Grimes, Jonathan, William & Mary, 2012
Tate, Ben, RB, Auburn, 2010
(Tate also wore #44)
Cook, Jameel, FB, Illinois, 2006-07
Wright, Kenny, CB, Northwestern St., 2002-04
- 44 Tate, Ben, RB, Auburn, 2011-13



ALL-TIME NUMERIC ROSTER

- (Tate also wore #43)
Leach, Vonta, FB, East Carolina, 2006-10
Norris, Moran, FB, Kansas, 2002-05
- 45 Fox, Keyaron, LB, Georgia Tech, 2012
Griffith, Justin, FB, Mississippi State, 2010
Comella, Greg, FB, Stanford, 2003
- 46 Weeks, Jon, LS, Baylor, 2010-13
- 47 Smelley, Brad, FB, Alabama, 2013
Vickers, Lawrence, FB, Colorado, 2011
Demp, Will, FS, San Diego State, 2007-08
Baxter, Jarrod, FB, New Mexico, 2002-04
- 48 Supernaw, Phillip, TE, Ouachita Baptist, 2013
Pittman, Bryan, LS, Washington, 2003-09
- 49 Collins, Cameron, LB, Oregon State, 2012
- 50 Braman, Bryan, OLB, West Texas A&M, 2011-13
Bing, Darnell, LB, USC, 2010
Anderson, Charlie, LB, Mississippi, 2004-07
Clemmons, Charlie, LB, Georgia, 2003
- 51 Sharpton, Darryl, LB, Miami (Fla.), 2010-13
Thompson, Chaun, LB, West Texas A&M, 2008-09
Polk, DaShon, LB, Arizona, 2004-06
McClain, Jimmy, LB, Troy, 2002-03
- 52 Tarpinian, Jeff, ILB, Iowa, 2013
Gooden, Tavares, LB, Miami (Fla.), 2013
Dobbins, Tim, ILB, Iowa State, 2011-13
Adibi, Xavier, LB, Virginia Tech, 2008-10
Wong, Kailee, LB, Stanford, 2002-06
- 53 Mays, Joe, ILB, North Dakota State, 2013
James, Bradie, LB, LSU, 2012
Keglar, Stanford, LB, Purdue, 2010
Nixon, David, LB, BYU, 2010
Coley, Kevis, LB, Southern Mississippi, 2008
Orr, Shantee, LB, Michigan, 2003-06
- 54 Mohamed, Mike, ILB, California, 2013
(Mohamed also wore #90)
Jefferson, Willie, OLB, Stephen F. Austin, 2013
Williams, Trevardo, OLB, Connecticut, 2013
Ruud, Barrett, ILB, Nebraska, 2012
(Ruud also wore #97)
Alexander, Mister, ILB, Florida State, 2011-12
Diles, Zac, LB, Kansas State, 2007-10
Evans, Troy, LB, Cincinnati, 2002-06
- 55 Myers, Chris, C, Miami (Fla.), 2008-13
Hodgdon, Drew, C, Arizona St., 2006-07
(Hodgdon also wore #63 and #57)
Pettway, Kenneth, LB, Grambling St., 2005
Sharper, Jamie, LB, Virginia, 2002-04
- 56 Cushing, Brian, LB, USC, 2009-13
Greenwood, Morlon, LB, Syracuse, 2005-08
Foreman, Jay, LB, Nebraska, 2002-04
- 57 Tuggle, Justin, LB, Kansas State, 2013
(Tuggle also wore #95)
Montgomery, Sam, OLB, LSU, 2013
Nading, Jesse, DE, Colorado State, 2011-12
(Nading also wore #72)
Ozougwu, Cheta, ILB, Rice, 2011
Bentley, Kevin, LB, Northwestern, 2008-10
Hodgdon, Drew, C, Arizona St., 2007
(Hodgdon also wore #63 and #55)
Monk, Quincy, LB, North Carolina, 2004
Bell, Marcus, LB, Arizona, 2004
- 58 Reed, Brooks, OLB, Arizona, 2011-13
Greenhouse, Isaiah, LB, Northwestern St., 2010
Winborn, Jamie, LB, Vanderbilt, 2009
Flanagan, Mike, C, UCLA, 2006-07
Foley, Steve, LB, N.E. Louisiana, 2003
(Foley also wore # 93)
Lamar, Jason, LB, Toledo, 2002
- 59 Mercilus, Whitney, OLB, Illinois, 2012-13
Ryans, DeMeco, LB Alabama, 2006-11
Chamberlin, Frank, LB, Boston College, 2005
Acholunou, D.D., LB, Washington St., 2004
Carroll, Travis, LB, Florida, 2003
Spearman, Armegis, LB, Mississippi, 2003
Mitchell, Keith, LB, Texas A&M, 2002
- 60 Jones, Ben, C, Georgia, 2012-13
Cochran, Earl, DE, Alabama St., 2006
(Cochran also wore #96)
Keathley, Michael, G, TCU, 2003
- 61 Austin, Thomas, G/C, Clemson, 2011
Weary, Fred, G, Tennessee, 2002-03
(Weary also wore #70)
- 62 Frierson, Evan, ILB, Illinois State, 2013
Kupper, Alex, G, Louisville, 2013
Caldwell, Antoine, C, Alabama, 2009-12
Jackson, Scott, T, Brigham Young, 2006-08
Lorenti, Chris, C, Central Florida, 2002-03
- 63 White, Chris, C, Southern Mississippi, 2008-09
Hodgdon, Drew, C, Arizona St., 2005
(Hodgdon also wore #55 and #57)
- 64 Studdard, Kasey, G, Texas, 2007-11
Lynch, Ben, C, California, 2003
Newell, Mike, C, Colorado St., 2002
- 65 Brisiel, Mike, G, Colorado State, 2007-11
Evans, Brandon, G, Houston, 2004
Schau, Ryan, G, Illinois, 2002
- 66 Gardner, Andrew, T, Georgia Tech, 2011-13
Salaam, Ephraim, T, San Diego State, 2010
(Salaam also wore #74)
Robinson, Deljuan, DT, Mississippi State, 2007-09
Dorsey, Char-ron, T, Florida St., 2002
- 67 White, Cody, G, Illinois State, 2012-13
Sheppard, Malcolm, DT, Arkansas, 2010
Brown, Milford, G, Florida St., 2002-05
- 68 Harris, Ryan, T, Notre Dame, 2012-13
Stevenson, Dan, Notre Dame, 2008
Bedell, Brad, T, Colorado, 2006
Riley, Victor, T, Auburn, 2005
Spears, Marcus, T, Northwestern St., 2004
Randall, Greg, T, Michigan St., 2003
- 69 Pitts, Chester, G/T, San Diego St., 2002-09
- 70 Reyes, Tutan, G, Mississippi, 2009
Weary, Fred, G, Tennessee, 2004-08
(Weary also wore # 61)
Graham, DeMingo, G, Hofstra, 2002
- 71 Smith, Shelley, G, Colorado State, 2010-11
Black, Jordan, T, Notre Dame, 2007
Pearson, Mike, T, Florida, 2006
Wade, Todd, T, Mississippi, 2004-05
Boselli, Tony, T, USC, 2002
- 72 Hunter, David, DE, Houston, 2012
Nading, Jesse, DE, Colorado State, 2008-10
- (Nading also wore #57)
Wieding, Zach, G/T, Nebraska, 2003-06
Hall, Barry, T, Mid. Tennessee St., 2002
- 73 Williams, Brennan, T, North Carolina, 2013
Winston, Eric, T, Miami (Fla.), 2006-11
Jones, Garrick, T, Arkansas St., 2003-04
- 74 Smith, Wade, G, Memphis, 2010-13
Salaam, Ephraim, T, San Diego St., 2006-09
(Salaam also wore #66)
Walker, Tyson, G, Ohio St., 2005
Young, Ryan, T, Kansas St., 2002
- 75 Newton, Derek, T, Arkansas State, 2011-13
Frye, Brandon, T, Virginia Tech, 2007
Dalton, Lional, DT, Eastern Michigan, 2006
Johnson, Travis, DT, Florida St., 2005
(Johnson also wore # 99)
Herndon, Jimmy, T, Houston, 2002-03
- 76 Brown, Duane, T, Virginia Tech, 2008-13
McKinney, Steve, C, Texas A&M, 2002-07
- 77 Quessenberry, David, G, San Jose State, 2013
Morris, Darius, G, Temple, 2011
Denney, Ryan, DE, BYU, 2010
Spencer, Charles, T, Pittsburgh, 2006-07
Washington, Todd, G/C, Virginia Tech, 2003-05
Thomas, Carlos, T, Florida St., 2002
- 78 Butler, Rashad, T, Miami (Fla.), 2008-11
Killings, Cedric, DT, Carson-Newman, 2006-07
Wand, Seth, T, N.W. Missouri St., 2003-05
Spikes, Cameron, G/T, Texas A&M, 2002
- 79 Brooks, Brandon, G, Miami (Oh.), 2012-13
Bulman, Tim, DT, Boston College, 2006
(Bulman also wore #93)
Slechtia, Jeremy, DT, Nebraska, 2003
Overhauser, Chad, G, UCLA, 2002
- 80 Johnson, Andre, WR, Miami (Fla.), 2003-13
McDermott, Sean, TE/LS, Kansas, 2002
- 81 Daniels, Owen, TE, Wisconsin, 2006-13
Murphy, Matt, TE, Maryland, 2003-05
Harris, Alnaf, WR, CS-Northridge, 2002
- 82 Martin, Keshawn, WR, Michigan State, 2012-13
Mason, Derrick, WR, Michigan State, 2011
Harris, Clark, LS, Rutgers, 2008
Steele, Ben, TE, Meas College, 2006
Miller, Billy, TE, USC, 2002-04
- 83 Walter, Kevin, WR, Eastern Michigan, 2007-12 (Walter also wore #85)
Joppru, Bennie, TE, Michigan, 2003-06
Murphy, Frank, WR, Kansas St., 2002
Rutledge, Rod, TE, Alabama, 2002
- 84 Griffin, Ryan, TE, Connecticut, 2013
Stross, Trey, WR, Iowa, 2010
Jenkins, Darnell, WR, Miami, 2008
Moulds, Eric, WR, Mississippi St., 2006
Rivers, Marcellus, TE, Oklahoma St., 2005
Moses, J.J., WR Iowa St., 2003-04
Lewiss, Jermaine, WR, Maryland, 2002
- 85 Dreessen, Joel, TE, Colorado State, 2007-11
Walter, Kevin, WR, Eastern Michigan, 2006
(Walter also wore #83)
Bradford, Corey, WR, Jackson St., 2002-05
- 86 Casey, James, TE/FB, Rice, 2009-12
Williams, Harry, WR, Tuskegee, 2008



ALL-TIME NUMERIC ROSTER

- Lewis, Derrick, WR, San Diego St., 2006
Gaffney, Jabar, WR, Florida, 2002-05
- 87** Hill, Anthony, TE, New Mexico St., 2009-10
Bruener, Mark, TE, Washington, 2004-08
Armstrong, Derick, WR, Ark-Monticello, 2003
(Armstrong also wore # 88)
Dawson, JaJuan, WR, Tulane, 2002
Insley, Trevor, WR, Nevada-Reno, 2002
- 88** Graham, Garrett, TE, Wisconsin, 2010-13
Putzier, Jeb, TE, Boise St., 2006-07
Armstrong, Derick, WR, Ark-Monticello, 2004-05
(Armstrong also wore #87)
Kent, Rashod, TE, Rutgers, 2003
Black, Avion, WR, Tennessee St., 2002
- 89** Byrne, Jake, TE, Wisconsin, 2013
Johnson, Bryant, WR, Penn State, 2011
Anderson, David, WR, Colorado State, 2007-10
(Anderson also wore #14 and #17)
Holloway, Jabari, TE, Notre Dame, 2002-03
- 90** Mohamed, Mike, ILB, California, 2013
(Mohamed also wore #54)
Smith, D.J., LB, Appalachian State, 2013
Alexander, Mister, LB, Florida State, 2012
(Alexander also wore #54)
Williams, Mario, DE, North Carolina St., 2006-11
Davis, Jason, DE, West Virginia, 2005
Martin, Terrance, DT, North Carolina St., 2003
Green, Howard, DT, LSU, 2002
- 91** Sapp, Ricky, OLB, Clemson, 2013
Harris, Ra'Shon, Oregon, 2012
Okoye, Amobi, DT, Louisville, 2007-10
Payne, Seth, DT, Cornell, 2002-06
- 92** Mitchell, Earl, DT, Arizona, 2010-13
Zgonina, Jeff, DT, Purdue, 2007-09
Weaver, Anthony, DE, Notre Dame, 2006
(Weaver also wore #98)
Sears, Corey, DE, Mississippi St., 2002-04
- 93** Crick, Jared, DE, Nebraska, 2012-13
Bulman, Tim, DT, Boston College, 2007-11
(Bulman also wore #79)
Babin, Jason, LB, Western Michigan, 2004-06
Foley, Steve, LB, N.E. Louisiana, 2003
(Foley also wore # 58)
Flowers, Erik, LB, Arizona St., 2002
- 94** Smith, Antonio, DE, Oklahoma St., 2009-13
Kalu, N.D., DE, Rice, 2006-07
Ioane, Junior, DT, Arizona St., 2003-05
Hill, Charles, DT, Maryland, 2002
- 95** Tuggle, Justin, LB, Kanas State, 2013
(Tuggle also wore #57)
Cody, Shaun, DT, USC, 2009-12
McClover, Stanley, DE, Auburn, 2008
Maddox, Anthony, DT, Delta St., 2006-07
DeLoach, Jerry, DE, California, 2002-05
- 96** Jamison, Tim, DE, Michigan, 2009-13
(Jamison also wore #99)
Anderson, Mark, DE, Alabama, 2010
Cochran, Earl, DE, Alabama State, 2007-08
(Cochran also wore #60)
Johnson, Thomas, DT, Middle Tennessee St., 2006
Rainer, Wali, LB, Virginia, 2006
Walker, Gary, DE, Auburn, 2002-05
- 97** McClain, Terrell, NT, South Florida, 2012-13
Ruud, Barrett, ILB, Nebraska, 2012
- (Ruud also wore #54)
Lewis, Damione, DT, Miami, 2010
Okam, Frank, DT, Texas, 2008-10
Malone, Alfred, DE, Troy, 2005-06
Davis, Jason, DE, West Virginia, 2003
Worthen, Shawn, DT, TCU, 2002
- 98** Barwin, Connor, DE/LB, Cincinnati, 2009-12
Weaver, Anthony, DE, Notre Dame, 2007-08
(Weaver also wore #92)
Peeke, Antwan, LB, Cincinnati, 2003-06
Posey, Jeff, LB, So. Mississippi, 2002
- 99** Watt, J.J., DE, Wisconsin, 2011-13
Jamison, Tim, DE, Michigan, 2009-10
(Jamison also wore #96)
Ogunleye, Adewale, DE, Indiana, 2010
Johnson, Travis, DE, Florida St., 2006-08
(Johnson also wore # 75)
Smith, Robaire, DE, Michigan St., 2004-05
Martin, Steve, DT, Missouri, 2003
Blade, Willie, DE, Mississippi St., 2002



ALL-TIME PRACTICE SQUAD ROSTER

A

Acholonu, D.D., LB, 2004*
Alexander, Mister, ILB, 2011*
Alridge, Anthony, RB, 2009
Anderson, David, WR, 2006*
Anderson, Jason, RB, 2005*
Aromashodu, Devin, WR, 2007

B

Baker, Antonio, S, 2010
Baker, Edwin, RB, 2013
Barbieri, Howard, OL, 2011
Bazuin, Dan, DE, 2008
Beach, Arliss, RB, 2007-08*
Billings, Montez, WR, 2010
Bing, Darnell, LB, 2009
Boren, Zach, FB, 2013
Boyd, Shane, QB, 2007*
Brink, Alex, QB, 2008
Brisiel, Mike, G, 2006-2007*
Brock, Logan, TE, 2012
Browner, Keith, DE, 2012-13
Broussard, Jamall, WR, 2006
Bulman, Tim, DT, 2006-2007*
Burns, Curry, S, 2006
Byrne, Jake, TE, 2012

C

Carmichael, Rashad, CB, 2013
Carroll, Travis, LB, 2003*
Castañeda, Eduardo, LB, 2007
Cochran, Earl, DE, 2006*
Coley, Kevis, LB, 2007-08*
Collins, Cameron, LB, 2012*
Collins, McAllister, C, 2002
Crummey, Andrew, G, 2009
Cruse, Andy, WR, 2013
Curtis, Kevin, S, 2006

D

Davis, A.J., CB, 2008
Davis, Buster, LB, 2009
Davis, James, RB, 2011
Davis, Jason, DE, 2003-04*, 2006
Dawson, Curry, T, 2003*
Divens, Lamar, DT, 2012
Dorsey, Quinn, LB, 2005
Douglas, Cody, G, 2006
Douglas, Robert, FB, 2005, 2006
Dunn, Anthony, LB, 2004

E

Echemandu, Adimchinobi, RB, 2007
Edison, Dominique, WR, 2011
Egboh, Pannel, DE, 2009
Eslinger, Greg, C, 2007*
Evans, Brandon, G, 2004*

F

Faggins, Demarcus, CB, 2003*
Foster, Arian, RB, 2009*
Freeman, Marcus, LB, 2009
Freeman, Rober*, CB, 2003*
Frye, Brandon, T, 2007-08*

G

Gardner, Andrew, T, 2011*
Gibson, Thaddeus, LB, 2011
Gordon, Amon, DT, 2010
Graham, Ray, RB, 2013*
Green, Howard, DT, 2002
Greenhouse, Isaiah, LB, 2010*
Grimes, Jonathan, RB, 2012*

H

Hall, Barry, T, 2002
Halterman, Aaron, TE, 2005
Hamilton, Derrick, WR, 2007
Harris, Atnaf, WR, 2002*
Harris, Clark, TE, 2008*, 2009
Harris, Elliott, DE, 2005
Harris, Ra'Shon, NT, 2011
Hawkins, Jelani, OT, 2002*
Hebert, Kyries, S, 2002*
Helms, Brett, C, 2009-10
Henry, Chris, RB, 2009*
Herrion, Atlas, G, 2006
Hicks, Reese, OT, 2004-2005
Holliday, Trindon, WR, 2011*
Holloway, Jabari, TE, 2002*
Hunter, David, DE, 2012*

J

Jamison, Tim, DE, 2009*-10
Jenkins, Darnell, WR, 2008*-09
Jenkins, Michael, RB, 2002
Johnson, Albert, WR, 2003
Johnson, Delano, OLB, 2012
Jones, Garrick, T, 2003, 2005*

K

Keenum, Case, QB, 2012
Kent, Rashod, TE, 2002-03*
Keo, Shiloh, FS, 2011*
Kupper, Alex, G, 2013*

L

Lewis, Derrick, WR, 2006*
Long, Gabe, DT, 2008
Lord, Jammal, FS, 2004-2005*

M

Maddox, Anthony, DT, 2006*
Maehl, Jeff, WR, 2011*, 12
Malone, Alfred, DT, 2005*
McCoy, Chris, DE, 2010
McKenzie, Chris, CB, 2005*
Means, Loyce, CB, 2013
Meggett, Davin, RB, 2012
Menkin, Nate, G, 2013
Mitchell, Brandon, S, 2007*
Moats, Ryan, RB, 2008*
Mohamed, Mike, ILB, 2013*
Mondek, Nick, T, 2012
Moore, Kashif, WR, 2012
Morgan, Donovan, WR, 2005*
Murphy, Matt, TE, 2004*

N

Nading, Jesse, DE, 2008*, '09*, '11*
Neihuis, Doug, G, 2006
Nyers, Jason, G, 2005
Nwachukwu, Uzoma, WR, 2013

O

Oakley, Anthony, G, 2008
Ogbonnaya, Chris, RB, 2010, '11*
Orr, Shantee, LB, 2003-04*
Overbay, Nathan, TE, 2013
Overhauser, Chad, C/G, 2002*

P

Parson, Mark, CB, 2009
Pemberton, Cole, T, 2010
Pettway, Kenneth, LB, 2005*
Pittman, Bryan, LS, 2003*
Pleasant, Eddie, S, 2012*
Porter, Quinton, QB, 2006*

Q

Quinn, Mike, QB, 2003*

R

Richardson, Rico, WR, 2013
Roberson, Derrick, CB, 2007-08*
Robinson, Deljuan, DT, 2007*
Roland, Justin, LB, 2008
Ross, Richie, WR, 2006
Rue, Josh, FB, 2004

S

Seaverns, Justin, LB, 2003
Sheppard, Malcolm, DT, 2010*
Sherrord, Dezmond, TE, 2009
Simmons, Mark, WR, 2008
Skellton, Steve, TE, 2012
Smelley, Brad, FB, 2013*
Smith, Antone, RB, 2009
Smith, Shelley, G, 2010*
Spann, Chad, RB, 2013*
Stansbury, Ed, FB, 2002*
Starling, Kendrick, WR, 2004*
Stenavich, Adam, T, 2008-09
Suber, Allen, WR, 2004
Supernaw, Phillip, TE, 2012-13*

T

Taylor, Chris, RB, 2006*
Terrell, Steven, S, 2013
Terry, D.D., RB, 2008
Thomas, Sloan, WR, 2004
Thomas, Tarlos, T, 2002
Thorpe, Craphonso, WR, 2006
Torrey, Andre, LB, 2005
Townsel, Derrick, WR, 2010

V

Victorian, Josh, CB, 2013*

W

Walker, Darius, RB, 2007-08*
Walker, John, S, 2006*
Wallace, Cody, C, 2010
Washington, Maurice, WR, 2005
White, Chris, C, 2006
White, Cody, G, 2012*
Williams, Bobby, WR, 2010
Williams, Harry, WR, 2006-2007*
Williams, Javarris, RB, 2011
Williams, Paul, WR, 2010
Williams, Torri, SS, 2010*, '11
Works, Renaldo, RB, 2004
Worthen, Shawn, DT, 2002*
Wright, Keith, DT, 2003
Wynn, Milton, WR, 2002

Y

Young, David, SS, 2004

Z

Zabransky, Jared, QB, 2007

*. Players eventually made the active roster



ALL-TIME INJURED RESERVE

2002 (10)

Name	Pos.	Date	Injury
Insley, Trevor	WR	8/15	Leg
Jones, Dwaune	WR	8/17	Knee
Evans, Leomont	S	8/27	Neck
Lorenti, Chris	C	9/1	Ankle
Bosselli, Tony	T	10/15	Shoulder
Dennis, Pat	CB	10/22	Knee
Lamar, Jason	LB	10/30	Leg
Schau, Ryan	G	11/5	Foot
Rutledge, Rod	TE	11/26	Foot
Walker, Ramon	SS	12/24	Knee

2003 (17)

Name	Pos.	Date	Injury
Baxter, Jarrod	FB	8/25	R Foot
Dennis, Pat	CB	8/25	R Knee
Hernon, Jimmy	OT	8/25	R Knee
Lorenti, Chris	C	8/25	L Achilles
Lynch, Ben	C	8/25	L Knee
Joppru, Bennie	TE	8/31	R Groin
Payne, Seth	DT	9/15	L Knee
Mack, Stacey	RB	11/26	L Toe
Walker, Gary	DE	11/28	R Toe
Banks, Tony	QB	12/1	R Hand
Walker, Ramon	SS	12/1	L Knee
Stevens, Matt	FS	12/3	L Knee
Clemons, Charlie	LB	12/8	R Ankle
Glenn, Aaron	CB	12/10	L Groin
Orr, Shantee	LB	12/22	L Fibula
Wright, Kenny	CB	12/22	L Knee
Brown, Milford	G	12/26	R Knee

2004 (11)

Name	Pos.	Date	Injury
Anderson, Jason	RB	8/16	R Leg
Bell, Marcus	LB	8/26	Shoulder
Bell, Jason	CB	11/17	R Wrist
Walker, Ramon	SS	11/24	L Knee
Joppru, Bennie	TE	12/1	Groin
Symons, B.J.	QB	12/1	R Knee
Foreman, Jay	LB	12/5	L Ankle
Coleman, Marcus	FS	12/7	Shoulder
Evans, Troy	LB	12/15	L Ankle
Wiegert, Zach	G	12/22	R Knee
Peek, Antwan	LB	12/28	R Shoulder

2005 (8)

Name	Pos.	Date	Injury
Wong, Kailee	LB	10/18	R Knee
Hodgdon, Drew	C	11/11	R Foot
Wade, Todd	T	11/18	R Knee
Buchanon, Phillip	CB	11/23	L Ankle
Ioane, Junior	DT	12/20	L Calf
Davis, Domanick	RB	12/28	L Knee
Walker, Gary	DE	12/28	R Arm
Wells, Jonathan	RB	12/30	L Thigh

2006 (16)

Name	Pos.	Date	Injury
Rainer, Wali	LB	8/1	R Leg
McKenzie, Chris	CB	8/3	L Shoulder
Steele, Ben	TE	8/3	L Leg
Davis, Domanick	RB	9/2	L Knee
Alexander, Roc	CB	9/12	R Knee
Spencer, Charles	T	9/19	L Leg
Malone, Alfred	DT	10/10	R Hand
Payne, Seth	DT	10/17	R Knee
Johnson, Travis	DT	11/14	L Calf
Sanders, Lewis	CB	11/14	R Hand
Wiegert, Zach	T	11/14	R Knee
Flanagan, Mike	C	11/28	Ribs
Rosenfelds, Sage	QB	11/28	R Hand
Cook, Jameel	FB	12/15	R Knee
Dalton, Lional	DT	12/23	Back
Mathis, Jerome	WR	12/23	R Hamstring

2007 (17)

Name	Pos.	Date	Injury
Taylor, Chris	RB	7/31	L Knee
Alexander, Roc	CB	7/31	R Knee

Earl, Glenn	SS	8/14	L Foot
Horton, Jason	CB	8/14	R Arm
Barry, Kevin	T	8/24	R Biceps
Abbate, Jon	FB	9/1	R Ankle
Harrison, Brandon	FS	9/1	L Hamstring
Jackson, Scott	T	9/4	R Shoulder
Simmons, Jason	FS	9/11	L Knee
Killings, Cedric	DT	9/25	Neck
McKinney, Steve	C	9/25	L Knee
Mathis, Jerome	WR	10/6	R Lower Leg
Barber, Shawn	LB	10/31	Neck
Robinson, Dunta	CB	11/7	R Knee
Weary, Fred	G	12/4	R Leg
White, Chris	C	12/4	L Knee
Green, Ahman	RB	12/7	L Knee

2008 (11)

Name	Pos.	Date	Injury
Stevenson, Dan	G	7/24	R Shoulder
Williams, Jimmy	CB	8/4	R Knee
Williams, Harry	WR	8/25	Neck
Jackson, Scott	T	8/26	L Foot
Brown, Chris	RB	8/30	Back
McClover, Stanley	DE	9/11	R Knee
Brown, C.C.	SS	9/30	R Arm
Diles, Zac	LB	11/6	L Leg
Molden, Antwaun	CB	11/16	L Leg
Cochran, Earl	DE	11/19	R Toe
Green, Ahman	RB	11/25	L Knee

2009 (13)

Name	Pos.	Date	Injury
Johnson, Jeremiah	RB	8/8	R Shoulder
Nolan, Troy	SS	8/18	L Hand
Verdell, Toddrick	LB	9/6	R Shoulder
Pitts, Chester	G	9/24	R Knee
Thompson, Chaun	LB	9/30	L Knee
Campbell, Khary	LB	10/6	L Knee
Slaton, Steve	RB	10/9	R Shoulder
Brisiel, Mike	G	10/14	L Foot
Daniels, Owen	TE	11/4	R Knee
Wilson, Eugene	FS	11/25	L Foot
Molden, Antwaun	CB	11/26	L Hamstring
Hill, Anthony	TE	12/15	L Knee
Barber, Dominique	FS	12/29	R Hamstring

2010 (17)

Name	Pos.	Date	Injury
Stross, Trey	WR	6/16	L Foot
Griffith, Justin	FB	8/4	Neck
Bulman, Tim	DE	8/16	L Shoulder
Bing, Darnell	LB	8/20	Neck
Holliday, Trindon	WR	8/30	L Hand
Tate, Ben	RB	8/30	R Ankle
Davis, André	WR	9/4	L Hip
Fine, Derek	TE	9/5	R Knee
Barwin, Connor	DE	9/14	R Ankle
Ryans, DeMeco	LB	10/25	L Achilles
Barber, Dominique	SS	11/11	L Knee
Paymah, Karl	CB	11/12	L Wrist
Williams, Torri	SS	12/1	L Hamstring
Nading, Jesse	DE	12/7	L Knee
Anderson, David	WR	12/15	L Shoulder
Brisiel, Mike	G	12/15	R Calf
Williams, Mario	DE	12/15	Sports Hernia

2011 (14)

Name	Pos.	Date	Injury
Studdard, Kasey	G	8/15	L Ankle
Jean, Lester	WR	8/20	L Shoulder
Smith, Shelley	G	8/25	R Leg
Morris, Darius	G	8/27	R Foot
Toliver, Terrence	WR	8/27	Concussion
Ozougwu, Cheta	OLB	9/1	L Foot
Barber, Dominique	SS	9/16	L Foot
Carmichael, Roc	CB	9/16	L Shoulder
Butler, Rashad	T	9/21	L Elbow
Williams, Mario	OLB	10/9	L Pectoral
Sharpton, Darryl	ILB	10/30	R Knee/Quad
Schaub, Matt	QB	11/23	R Foot

Leinart, Matt	WB	11/27	L Clavicle
Hartmann, Brett	P	12/4	L Knee

2012 (10)

Name	Pos.	Date	Injury
Fox, Keyaron	LB	8/9	L Knee
Bullock, Randy	K	8/26	R Groin
Butler, Rashad	T	8/30	R Triceps
Harris, Ra'Shon	NT	8/28	R Triceps
Cushing, Brian	ILB	10/10	L Knee
Jamison, Tim	DE	10/14	R Achilles
Hunter, David	DE	10/24	L Foot
McCain, Brice*	CB	12/5	L Foot
Sharpton, Darryl	ILB	12/31	Hip
Dobbins, Tim	ILB	1/4/13	L Ankle

* Designated for return

2013 (15)

Name	Pos.	Date	Injury
Lemon, Alec	WR	8/27	R Hamstring
Bonner, Alan	WR	8/31	R Hamstring
Williams, Trevardo	OLB	8/31	R Knee
Williams, Brennan	T	8/31	R Knee
Quessenberry, David	G	9/2	L Foot
Daniels, Owen*	TE	10/6	R Fibula
Bouye, A.J.	CB	10/13	R Hamstring
Manning, Danieal	SS	10/13	R Knee
Cushing, Brian	ILB	10/20	L Knee
Foster, Arian	RB	11/3	Back
Graham, Garrett	TE	12/5	L Hamstring
Tate, Ben	RB	12/15	Ribs
Joseph, Johnathan	CB	12/22	L Toe
Karim, Deji	RB	12/22	L Shoulder
Smelley, Brad	FB	12/22	L Calf

* Designated for return



ALL-TIME COACHES

Coach	Position	Season
Bayless, Martin	Asst. Defensive Backs	2006-07
Benton, John	Offensive Line	2006-13
Bernhardt, Jim	Director of Football Research	2014
Brown, Kippy	Wide Receiver	2002-05
Bush, Frank	Senior Defensive Assistant	2007-08
	Defensive Coordinator	2009-10
Butler, John	Secondary	2014
Calhoun, Troy	Offensive Coordinator/Quarterback	2006
CAPERS, DOM	HEAD COACH	2002-05
Carter, Perry	Defensive Assistant	2006-09
	Asst. Defensive Backs	2010-13
Colman, Doug	Asst. Special Teams	2014
Crennel, Romeo	Defensive Coordinator	2014
Dennison, Rick	Offensive Coordinator	2010-13
Dorrell, Karl	Quarterbacks	2012-13
Dunn, Paul	Offensive Line	2014
Fangio, Vic	Defensive Coordinator	2002-05
Fisch, Jedd	Defensive Quality Control	2002-03
Fitzgerald, Craig	Head Strength & Conditioning	2014
Franklin, Jethro	Defensive Line	2007-08
Gibbs, Alex	Asst. Head Coach/Offense	2008-09
Gibbs, David	Defensive Backs Coach	2009-10
Godsey, George	Quarterbacks	2014
Grantham, Todd	Defensive Line	2002-04
Hammerschmidt, Dan	Offensive Assistant	2012-13
Harris, Chick	Running Backs	2002-13
Hayes, Sean	Asst. Strength & Conditioning	2014
Herring, Reggie	Linebackers	2002-03, '11-13
Hightower, Richard	Administrative Coord., Coaching	2006-07
	Special Teams Assistant	2008
Hixon, Stan	Wide Receivers	2014
Holland, Johnny	Linebackers	2006-10
Hoke, Jon	Defensive Backs	2002-08
Joseph, Vance	Defensive Backs	2011-13
Karmelowicz, Bob	Defensive Line	2006
	Special Assistant to the Head Coach	2007-08
Kelly, Tim	Offensive Quality Control	2014
King, Bobby	Defensive Assistant	2011
	Asst. Linebackers	2012-13
Kirksey, Larry	Wide Receivers	2007-13
Knapp, Greg	Quarterbacks	2010-11
Kollar, Bill	Asst. Head Coach/Defensive Line	2009-13
	Defensive Line	2014
KUBIAK, GARY	HEAD COACH	2006-13
LaFleur, Matt	Offensive Assistant	2008-09
Lawing, Will	Defensive Quality Control	2014
Ligashevsky, Bob	Special Teams Assistant	2013
	Special Teams Coordinator	2014
London, Charles	Running Backs	2014
Lubick, Marc	Offensive Assistant	2010-11
	Assistant Wide Receivers	2012-13

Marciano, Joe	Special Teams Coordinator	2002-13
Marciano, Tony	Offensive Line	2002-03
	Tight Ends	2004-05
Coach	Position	Season
Marshall, Steve	Asst. Offensive Line	2002-05
	Offensive Line	2005
Matthews, Bruce	Offensive Assistant	2009-10
McDaniel, Mike	Offensive Assistant	2006-08
Midget, Anthony	Asst. Secondary	2014
O'BRIEN, BILL	HEAD COACH	2014
Oden, Tony	Asst. Defensive Backs	2004-05
Olivadotti, Tom	Linebackers	2004-05
Palmer, Chris	Offensive Coordinator	2002-05
Pariani, Brian	Tight Ends	2006-13
Pendry, Joe	Offensive Line	2004-05
	Offensive Coordinator	2005
Perry, John	Tight Ends	2014
Phillips, Wade	Defensive Coordinator	2011-13
Pleasant, Anthony	Asst. Strength & Conditioning	2014
Pollack, Frank	Asst. Offensive Line	2008-11
Rhodes, Ray	Asst. Defensive Backs	2008
	Senior Defensive Assistant	2009-10
Riley, Dan	Head Strength and Conditioning	2002-08
Roman, Greg	Tight End	2002-03
	Quarterback	2004-05
Ryan, Jim	Offensive Assistant	2011
	Asst. Offensive Line	2012-13
Saleh, Robert	Defensive Assistant	2006-08
	Asst. Linebackers	2009-10
Schioltz, Matt	Asst. Strength & Conditioning	2009-13
Shanahan, Kyle	Wide Receivers	2006
	Quarterbacks	2007
	Offensive Coordinator/Quarterbacks	2008-09
Sherman, Mike	Asst. Head Coach/Offense	2006
	Asst. Head Coach/Offense Coordinator	2007
Simien, Tracy	Asst. Defensive Line	2006
Smith, Cedric	Head Strength & Conditioning	2010-13
Smith, Richard	Defensive Coordinator	2006-08
Stewart, Brian	Asst. Defensive Backs	2002-03
Sutulovich, Eric	Asst. Special Teams	2002-05
Vrabel, Mike	Linebackers	2014
Wright, Ray	Asst. Strength and Conditioning	2002-08
	Head Strength and Conditioning	2009
Zgonina, Jeff	Asst. Defensive Line	2013



TEXANS TRADE HISTORY

March 4, 2002:	Traded QB Danny Wuerffel to Washington in exchange for DT Jerry Deloach.
March 25, 2002:	Traded first of three 2002 seventh-round draft picks to Pittsburgh as compensation for restricted free agent K Kris Brown.
March 28, 2002:	Traded future draft pick to St. Louis in exchange for CB Jacoby Shepherd.
April 17, 2002:	Traded RB Charlie Rogers to Buffalo in exchange for LB Jay Foreman.
April 21, 2002:	<u>Traded fourth-round pick in 2002 to Atlanta in exchange for 2003 third-round pick (88th overall-Dave Ragone)</u>
March 6, 2003:	Traded fifth-round pick to New England in exchange for T Greg Randall.
April 26, 2003:	Traded second-round pick (36th overall) and fourth-round pick (117th overall) to New England for second-round pick (41st overall-Bennie Joppru) and third-round pick (75th overall-Seth Wand)
	Traded third-round pick (83rd overall) and seventh-round pick (262nd overall) to Oakland in exchange for 2004 second-round pick (supplemental draft pick-Tony Hollings)
April 27, 2003:	<u>Traded fifth-round pick (138th overall) to Indianapolis for 2004 fourth-round pick (122nd overall-Glenn Earl)</u>
March 19, 2004:	Traded QB Drew Henson to Dallas in exchange for 2005 third-round pick.
April 24, 2004:	Traded second round pick (40th overall), third-round pick (71st overall), fourth-round pick (103rd overall) to Tennessee in exchange for first-round pick (27th overall-Jason Babin); also exchanged fifth-round picks (138th to 159th overall) with Tennessee.
April 25, 2004:	Traded fifth-round pick (159th overall) to Jacksonville in exchange for sixth-round pick (175th overall-Jammal Lord) and seventh-round pick (210th overall-Raheem Orr).
April 20, 2005:	Traded second-round pick (47th overall) and third-round pick (78th overall) to Oakland in exchange for CB Phillip Buchanon.
April 23, 2005:	Traded first-round pick (13th overall) to New Orleans in exchange for first round pick (16th overall-Travis Johnson) in 2005 draft and third-round selection in 2006 draft.
April 6, 2006:	Traded a fifth-round pick (134th overall) to the Buffalo Bills in exchange for WR Eric Moulds.
July 27, 2006:	Traded a conditional seventh-round pick in the 2007 to the San Francisco 49ers for QB Cody Pickett.
Sep. 13, 2006:	Traded RB Vernand Morency to Green Bay in exchange for RB Samkon Gado.
March 22, 2007:	Acquired QB Matt Schaub from the Atlanta Falcons for 2007 and 2008 second-round pick, and the eighth overall pick for the 10th overall pick (Amobi Okoye) in the 2007 Draft.
April 29, 2007:	Traded fourth-round draft pick (107th overall) to the New Orleans Saints in exchange for the Saints 2007 fourth-round pick (123rd overall- Fred Bennett) and a 2007 fifth-round pick (163rd overall-Brandon Frye).
March 17, 2008:	Traded a sixth-round pick in the 2008 NFL Draft to the Denver Broncos in exchange for C Chris Myers.
April 26, 2008:	Traded first-round pick (No. 18 overall) to the Baltimore Ravens for first-round pick (No. 26 overall-Duane Brown) a third-round pick (89th overall-Steve Slaton) and a sixth-round pick (173rd overall-Dominique Barber)
Feb. 27, 2009:	Traded QB Sage Rosenfels to the Minnesota Vikings in exchange for the 122nd selection in the 2009 NFL Draft (TE Anthony Hill).
Aug. 31, 2009:	Traded DT Travis Johnson to the San Diego Chargers in exchange for a sixth-round selection in the 2010 NFL Draft (197th overall - WR Trindon Holliday).
April 23, 2010	Traded second-round pick (51st overall) to the Minnesota Vikings in exchange for second- (62nd overall - traded) and third-round (93rd overall - traded).
April 23, 2010	Traded second- (62nd overall) and fifth-round (150th overall) picks to the New England Patriots in exchange for second-round pick (58th overall - RB Ben Tate).
April 24, 2010	Traded third-round pick (93rd overall) to the Kansas City Chiefs in exchange for fourth- (102nd overall - LB Darryl Sharpton) and fifth-round (144th overall - CB Sherrick McManis) picks.
April 29, 2011	Traded third- (73rd overall) and fifth-round (138th overall) pick with New England for a second-round (60th overall - CB Brandon Harris) pick.
April 30, 2011	Traded fourth-round pick (105th overall) and sixth-round pick (178th) to the Washington Redskins for a fourth-round pick (127th overall - CB Roc Carmichael) and two fifth-round picks (144th - S Shiloh Keo and 152nd - QB T.J. Yates).
Oct. 12, 2011	<u>Acquired WR Derrick Mason from the N.Y. Jets for a conditional draft choice in the 2012 NFL Draft.</u>
March 20, 2012	Traded ILB DeMeco Ryans to Philadelphia for an exchange of third-round picks (88th overall for 76th overall - G Brandon Brooks) and a fourth-round pick (99th overall - C Ben Jones)
April 27, 2012	Traded second- and seventh-round picks (58th and 233rd overall) to Tampa Bay for picks in the third (68th overall - WR DeVier Posey) and fourth (126th overall - WR Keshawn Martin) rounds.
August 31, 2012	<u>Traded CB Sherrick McManis to Chicago for FB Tyler Clutts</u>
April 27, 2013:	Traded fifth-round pick (160th overall) to St. Louis for two picks in the sixth round (184th and 198th overall - NT Chris Jones). The Texans included the 184th pick in a subsequent trade.
April 27, 2013:	Traded sixth-round pick (184th overall) and seventh-round pick (233rd overall) to Oakland for a sixth-round pick (176th overall - T David Quessenberry).
August 12, 2013:	<u>Traded WR Jeff Maehl to Philadelphia for OT Nate Menkin</u>
March 21, 2014:	Traded QB Matt Schaub to Oakland for a sixth-round pick (181st overall - RB Alfred Blue)
May 9, 2014:	Traded fourth-round pick (101st overall) and fifth-round pick (141st overall) to Philadelphia for third-round pick (83rd overall - NT Louis Nix)
June 19, 2014:	Trade QB T.J. Yates to Atlanta for ILB Akeem Dent



TEXANS FREE AGENCY HISTORY

2002

Players Signed:

March 6: C/G Steve McKinney, Indianapolis
 March 7: LB Kailee Wong, Minnesota
 March 10: WR Corey Bradford, Green Bay
 March 15: RB James Allen, Chicago; LB Greg Jones, Chicago
 March 25: K Kris Brown, Pittsburgh (restricted)
 March 26: WR Tony Simmons, Indianapolis
 April 3: T Jimmy Herndon, Chicago
 April 5: SS Chris Carter, Cincinnati
 April 8: QB Kent Graham, Washington;
 CB Jason Simmons, Pittsburgh
 April 9: G DeMingo Graham, San Diego;
 TE Kaseem Sinceno, Chicago
 April 10: TE Rod Rutledge, New England
 April 18: LB Jeff Posey, Jacksonville
 April 25: LB Robert Jones, Washington
 May 9: LB Allen Aldridge, Detroit

Players Lost

None

2003

Players Signed:

March 1: T/G Zach Wiegert, Jacksonville
 March 4: LB Jay Foreman, Houston
 March 11: DE Corey Sears, Houston; FS Kevin Williams, Houston
 March 17: SS Eric Brown, Houston
 March 18: CB Pat Dennis, Houston (restricted);
 QB Mike Quinn, Houston
 March 21: CB Jason Simmons, Houston
 March 25: WR JaJuan Dawson, Houston (restricted)
 March 27: T Jimmy Herndon, Houston
 April 2: LB Charlie Clemons, New Orleans;
 CB Kenny Wright, Houston
 April 4: QB Tony Banks, Houston
 April 9: RB Stacey Mack, Jacksonville
 April 25: G Ryan Schau, Houston

Players Lost:

Feb. 28: LB Jeff Posey, Buffalo
 March 5: T Ryan Young, Dallas
 March 14: LB Keith Mitchell, Jacksonville
 March 28: G Cameron Spikes, Arizona

2004

Players Signed:

March 3: DE Gary Walker, Houston
 March 4: DT Robaire Smith, Tennessee; T Todd Wade, Miami;
 G/C Todd Washington, Houston
 March 11: CB Jason Simmons, Houston
 March 16: LB DaShon Polk, Buffalo
 March 22: TE Mark Bruener, Pittsburgh; DE Corey Sears, Houston
 March 23: TE Jabari Holloway, Houston (restricted)
 March 30: FS Pat Dennis, Houston
 April 19: FB Moran Norris, Houston (restricted)
 April 20: CB Darrick Vaughn, Houston (restricted)
 April 22: CB Jason Bell, Houston (restricted)
 April 28: DE Jerry Deloach, Houston (restricted)

Players Lost:

March 4: FB Greg Comella, Tampa Bay;
 LB Steve Foley, San Diego
 March 6: DT Steve Martin, Minnesota

March 10: QB Mike Quinn, Denver
 April 20: T Greg Randall, San Francisco

2005

Players Signed:

March 3: LB Morlon Greenwood, Miami; DT Seth Payne, Houston
 March 5: CB Jason Bell, Houston; FB Moran Norris, Houston
 March 9: CB Lewis Sanders, Cleveland; DE Corey Sears, Houston; CB Jason Simmons, Houston
 March 10: DE Jerry Deloach, Houston
 March 17: QB Tony Banks, Houston; LB Frank Chamberlin, Cincinnati
 March 23: T Garrick Jones, Houston (restricted)
 April 11: WR Corey Bradford, Houston; RB Jonathan Wells, Houston
 April 12: LB Troy Evans, Houston (restricted)
 April 15: G Milford Brown, Houston (restricted)
 April 18: KR Reggie Swinton, Detroit
 May 3: LB Zeke Moreno, San Diego
 May 13: T Victor Riley, New Orleans
 May 18: TE Marcellus Rivers, N.Y. Giants
 June 8: WR Kevin Kasper, New England

Players Lost:

March 10: FS Marlon McCree, Carolina
 March 31: CB Kenny Wright, Jacksonville
 June 7: T Marcus Spears, Cleveland

2006

Players Signed:

March 11: FB Jameel Cook, Tampa Bay
 March 12: QB Sage Rosenfels, Miami; DE Anthony Weaver, Baltimore
 March 14: CB Chris McKenzie, Houston; P Filip Filipovic, Philadelphia
 March 19: WR Kevin Walter, Cincinnati (restricted)
 March 21: TE Jeb Putzier, Denver
 March 23: LB Shantee Orr, Houston; LB Frank Chamberlin, Houston; LB DaShon Polk, Houston; SS Ramon Walker, Houston
 March 24: LB Sam Cowart, Minnesota; C Mike Flanagan, Green Bay; LB Troy Evans, Houston
 March 27: DE N.D. Kalu, Philadelphia
 March 31: G David Loverne, Detroit
 April 4: LB Wali Rainer, Detroit; WR Jake Schifino, New England
 April 10: TE Ben Steele; WR Chris Doering; FS Michael Stone, New England
 April 26: T Brad Bedell, Green Bay
 April 27: T Seth Wand, Houston (restricted)
 May 8: RB Antowain Smith, New Orleans; T Ephraim Salaam, Jacksonville

Players Lost:

March 13: CB Jason Bell, N.Y. Giants; WR Corey Bradford, Detroit
 March 16: WR Jabar Gaffney, Philadelphia
 March 24: G Tyson Walter, Washington
 May 6: RB Tony Hollings, Chicago
 May 10: TE Marcellus Rivers, Oakland

2007

Players Signed:

March 5: RB Ahman Green, Green Bay;
 DB Roc Alexander, Houston; DE N.D. Kalu, Houston;



TEXANS FREE AGENCY HISTORY

T Ephraim Salaam, Houston
 March 7: LB Danny Clark, New Orleans
 March 8: P Chad Stanley, Houston
 March 9: T Jordan Black, Kansas City
 March 12: TE Mark Bruener, Houston
 March 15: DT Jeff Zgonina, Miami
 March 21: LB Shawn Barber, Philadelphia
 March 23: RB Ron Dayne, Houston
 March 26: FB Vonta Leach, Houston
 April 3: CB Von Hutchins, Houston
 April 5: CB Jamar Fletcher, Detroit
 April 12: WR André Davis, Buffalo
 April 20: LB Shantee Orr, Houston
 April 23: LB Charlie Anderson, Houston
 April 27: SS Glenn Earl, Houston

Players Lost:

March 3: DE Antwan Peek, Cleveland
 March 7: CB Lewis Sanders, Atlanta
 April 6: QB David Carr, Carolina
 April 10: LB Troy Evans, New Orleans
 April 13: SS Michael Stone, N.Y. Giants

2008

Players Signed:

March 1: WR André Davis, Houston; CB Jacques Reeves, Dallas
 March 3: LB Kevin Bentley, Seattle
 March 7: SS Glenn Earl, Houston
 March 10: TE Mark Bruener, Houston
 March 14: LB Chaun Thompson, Cleveland
 March 20: RB Chris Brown, Tennessee; S Will Demps, Houston; DT N.D. Kalu, Houston
 March 24: QB Quinn Gray, Jacksonville; P Matt Turk, Houston
 March 27: RB Chris Taylor, Houston; WR Harry Williams, Houston; CB Nick Ferguson, Denver
 April 26: TE Joel Dreessen, Houston
 May 10: G Fred Weary, Houston
 May 19: CB Jimmy Williams, San Francisco; TE Ryan Krause, Green Bay
 May 22: WR Tim Carter, Cleveland;
 WR Mark Simmons, San Diego
 June 16: DE Roosevelt Colvin, New England

Players Lost:

March 1: LB Charlie Anderson, Miami
 March 2: S Von Hutchins, Atlanta
 March 4: TE Jeb Putzier, Seattle
 March 13: LB Danny Clark, N.Y. Giants
 March 20: S Michael Boulware, Minnesota
 April 4: WR/KR Jerome Mathis, Washington

2009

Players Signed:

Feb. 27: DE Stanley McClover, Houston; C Chris White, Houston; FS Eugene Wilson, Houston
 March 1: DE Antonio Smith, Arizona; QB Dan Orlovsky, Detroit
 March 4: TE Joel Dreessen, Houston
 March 12: S Nick Ferguson, Houston
 March 13: WR David Anderson, Houston
 March 30: DT Shaun Cody, Detroit
 April 6: LB Cato June, Tampa Bay
 April 7: T Rashad Butler, Houston; LB Buster Davis, Indianapolis

Players Lost:

March 4: SS C.C. Brown, N.Y. Giants
 April 2: CB DeMarcus Faggins, Tennessee

2010

Players Signed:

Jan. 11: QB John David Booty, Minnesota
 March 8: P Matt Turk, Houston; WR Kevin Walter, Houston
 March 16: G Wade Smith, Kansas City
 March 26: DE Tim Bulman, Houston
 March 31: LB DeMeco Ryans, Houston
 April 2: SS Bernard Pollard, Houston
 April 6: RB Ryan Moats, Houston
 April 7: K Neil Rackers, Arizona
 April 14: T Rashad Butler, Houston; C Chris White, Houston
 April 26: TE Michael Gaines, Cleveland
 April 29: LS Jon Weeks
 May 12: LB Danny Clark, N.Y. Giants
 June 11: TE Owen Daniels, Houston
 June 16: TE Derek Fine, Buffalo
 June 17: FB Justin Griffith, Seattle; WR Bobby Williams, Minnesota

Players Lost:

March 5: CB Dunta Robinson, Atlanta
 March 17: QB Rex Grossman, Washington

2011

Players Signed:

July 29: G Mike Brisiel, Houston (restricted);
 DE Tim Bulman, Houston; T Rashad Butler, Houston;
 RB Arian Foster, Houston; WR Jacoby Jones, Houston;
 CB Johnathan Joseph, Cincinnati;
 QB Matt Leinart, Houston; DE Damione Lewis, Houston;
 FS Daniele Manning, Chicago; G Kasey Studdard, Houston
 August 2: P Brad Maynard, Chicago
 August 3: FB Lawrence Vickers, Cleveland
 August 7: ILB Tim Dobbins, Miami

Players Lost:

July 30: LB Zac Diles, St. Louis
 July 31: FB Vonta Leach, Baltimore; P Matt Turk, Jacksonville
 August 4: S Bernard Pollard, Baltimore
 August 5: DE Mark Anderson, New England
 August 24: LB Kevin Bentley, San Diego

2012

Players Signed:

March 17: C Chris Myers, Houston
 March 30: P Donnie Jones, St. Louis
 April 5: S Quintin Demps, Houston
 April 13: ILB Tim Dobbins, Houston; ILB Bradie James, Dallas
 May 8: K Shayne Graham, Baltimore
 May 11: QB John Beck, Washington
 June 4: CB Alan Ball, Dallas; RB Justin Forsett, Seattle
 June 14: FB Moran Norris, San Francisco

Players Lost:

March 15: OLB Mario Williams, Buffalo
 March 16: G Mike Brisiel, Oakland
 March 19: CB Jason Allen, Cincinnati
 March 23: TE Joel Dreessen, Denver
 April 30: K Neil Rackers, Washington



TEXANS FREE AGENCY HISTORY

2013

Players Signed:

March 15 T Andrew Gardner, Houston
 March 20 CB Brice McCain, Houston
 March 22 S Ed Reed, Baltimore
 March 23 P Shane Lechler, Oakland
 March 27 FB Greg Jones, Jacksonville
 April 8 T Ryan Harris, Houston
 April 12 ILB Tim Dobbins, Houston
 May 15 C Tyler Horn, Tennessee; RB Deji Karim, Indianapolis

Players Lost:

March 12 TE James Casey, Philadelphia
 March 13 S Glover Quin, Detroit
 March 14 OLB Connor Barwin, Philadelphia
 March 15 CB Alan Ball, Jacksonville; RB Justin Forsett, Jacksonville
 March 25 P Donnie Jones, Philadelphia
 April 15 K Shayne Graham, Cleveland
 May 8 T Rashad Butler, Cleveland

2014

Players Signed:

March 14 TE Garrett Graham, Houston
 March 18 NT Jerrell Powe, Kansas City
 March 21 QB Ryan Fitzpatrick, Tennessee; S Kendrick Lewis, Kansas City
 March 28 S Chris Clemons, Miami
 April 7 RB Andre Brown
 April 15 DE Ricardo Mathews

Players Lost:

March 12 OLB Bryan Braman, Philadelphia; ILB Joe Mays, Kansas City; NT Terrell McClain, Dallas; NT Earl Mitchell, Miami
 March 14 DE Antonio Smith, Oakland; ILB Darryl Sharpton, Washington
 March 15 RB Ben Tate, Cleveland
 March 31 T Andrew Gardner, Philadelphia
 April 8 WR Lestar Jean, Minnesota

TEXANS IN PRIME TIME

The Texans have appeared in 20 prime time games (including Thanksgiving) and have posted a record of 6-14.

Year	Date	Opponent	Network	Result	Attendance
2002	Sunday, Sept. 8	Dallas	ESPN	W, 19-10	69,604
2004	Sunday, Nov. 21	Green Bay	ESPN	L, 16-13	70,769
2005	Sunday, Oct. 16	at Seattle	ESPN	L, 42-10	66,196
2005	Sunday, Nov. 20	Kansas City	ESPN	L, 45-17	70,481
2007	Thursday, Dec. 13	Denver	NFL Network	W, 31-13	70,747
2008	Monday, Dec. 1	Jacksonville	ESPN	W, 30-17	70,809
2009	Monday, Nov. 23	Tennessee	ESPN	L, 20-17	71,153
2010	Monday, Nov. 1	at Indianapolis	ESPN	L, 30-17	66,363
2010	Thursday, Dec. 1	at Philadelphia	NFL Network	L, 34-24	69,144
2010	Monday, Dec. 13	Baltimore	ESPN	L, 34-28	71,413
2011	Thursday, Dec. 22	at Indianapolis	NFL Network	L, 19-16	64,159
2012	Monday, Oct. 8	at N.Y. Jets	ESPN	W, 23-17	79,088
2012	Sunday, Oct. 14	Green Bay	NBC	L, 42-24	71,702
2012	Sunday, Nov. 11	Chicago	NBC	W, 13-6	62,410
2012	Thursday, Nov. 22	at Detroit	CBS	W, 34-31 (OT)	64,827
2012	Monday, Dec. 10	at New England	ESPN	L, 42-14	69,756
2013	Monday, Sept. 9	at San Diego	ESPN	W, 31-28	59,522
2013	Sunday, Oct. 6	at San Francisco	NBC	L, 34-3	69,732
2013	Sunday, Nov. 3	Indianapolis	NBC	L, 27-24	71,778
2013	Thursday, Dec. 5	Jacksonville	NFL Network	L, 27-20	60,414



TEXANS IN OVERTIME

November 23, 2003 at Reliant Stadium

New England	23
Houston	20

Game winner- K Adam Viniteri's 28-yard FG

October 10, 2004 at Reliant Stadium

Minnesota	34
Houston	28

Game winner- WR Marcus Robinson's 50-yard TD reception

November 27, 2005 at Reliant Stadium

St. Louis	33
Houston	27

Game winner- WR Kevin Curtis' 56-yard TD reception

January 1, 2006 at Monster Park

San Francisco	20
Houston	17

Game winner- K Joe Nedney's 33-yard FG



Andre Johnson's 48-yard touchdown catch in overtime vs. Jacksonville on Nov. 18, 2013 sealed the first of back-to-back overtime wins in Weeks 11 and 12. Shayne Graham kicked a 32-yard field goal four days later on Thanksgiving Day to clinch the win against Detroit at Ford Field.

December 10, 2006 at Reliant Stadium

Tennessee	26
Houston	20

Game winner- QB Vince Young's 39-yard TD run

September 28, 2008 at Jacksonville Municipal Stadium

Jacksonville	30
Houston	27

Game winner- K Josh Scobee's 37-yard FG

September 19, 2010 at FedEx Field

Houston	30
Washington	27

Game winner- K Neil Rackers' 35-yard FG

December 13, 2010 at Reliant Stadium

Baltimore	34
Houston	28

Game winner- Josh Wilson's 12-yard INT return for touchdown

November 18, 2012 at Reliant Stadium

Jacksonville	37
Houston	43

Game winner- Andre Johnson's 48-yard TD reception

November 22, 2012 at Ford Field

Houston	34
Detroit	31

Game winner- Shayne Graham's 32-yard FG

September 15, 2013 at Reliant Stadium

Tennessee	24
Houston	30

Game winner- DeAndre Hopkins' 3-yard TD reception

September 29, 2013 at Reliant Stadium

Houston	20
Seattle	23

Game winner- Steven Hauschka's 45-yard FG

TEXANS HONORS

Associated Press Defensive Player of the Year

2012: DE J.J. Watt

Associated Press All-Pro First Team

2005: KR Jerome Mathis
2008: WR Andre Johnson
2009: WR Andre Johnson
2010: RB Arian Foster
FB Vonta Leach
2012: LT Duane Brown
DE J.J. Watt
2013: DE J.J. Watt

Associated Press All-Pro Second Team

2007: LB DeMeco Ryans

DE Mario Williams
2011: LT Duane Brown
ILB Brian Cushing
RB Arian Foster
CB Johnathan Joseph
2012: WR Andre Johnson

Associated Press Rookie of the Year

2006: LB DeMeco Ryans (Defensive)
2009: LB Brian Cushing (Defensive)

NFL Pro Bowl

2003
CB Aaron Glenn (3rd overall selection)
DE Gary Walker (2nd overall selection)
2005
WR Andre Johnson (1st selection)

2006

WR Jerome Mathis (1st selection)

2007

WR Andre Johnson (2nd selection)

2008

LB DeMeco Ryans (1st selection)

2009

WR Andre Johnson (3rd selection)

DE Mario Williams (1st selection)

TE Owen Daniels (1st selection)

2010

LB Brian Cushing (1st selection)

WR Andre Johnson (4th selection)

LB DeMeco Ryans (2nd selection)

QB Matt Schaub (1st selection)

DE Mario Williams (2nd selection)



2011

RB Arian Foster (1st selection)
WR Andre Johnson (5th selection)
FB Vonta Leach (1st selection)

2011

RB Arian Foster (2nd selection)
CB Johnathan Joseph (1st selection)
C Chris Myers (1st selection)
DE Antonio Smith (1st selection)

2012

LT Duane Brown (1st selection)
TE Owen Daniels (2nd selection)
RB Arian Foster (3rd selection)
WR Andre Johnson (6th selection)
CB Johnathan Joseph (2nd selection)
C Chris Myers (2nd selection)
QB Matt Schaub (2nd selection)
LG Wade Smith (1st selection)
DE J.J. Watt (1st selection)

2013

LT Duane Brown (2nd selection)
WR Andre Johnson (7th selection)
DE J.J. Watt (2nd selection)

NFL Pro Bowl Most Valuable Player

2010: QB Matt Schaub

Kansas City 101 AFC Coach of the Year

2011: Gary Kubiak

Kansas City 101 AFC Defensive Player of the Year

2012: DE J.J. Watt

Associated Press

NFL Player of the Week

2007: DE Mario Williams (Sept. 9)
K Kris Brown (Oct. 7)

2008: WR Andre Johnson (Oct. 26)

AFC Player of the Month

2002

P Chad Stanley (Special Teams, Sept.)

2003

CB Marcus Coleman (Defense, Sept.)

2008

WR Andre Johnson (Offense, Oct.)

2010

RB Arian Foster (Offense, Sept.)

2011

RB Arian Foster (Offense, Oct.)
OLB Connor Barwin (Defense, Nov.)

2012

DE J.J. Watt (Defense, Sept.)
WR Andre Johnson (Offense, Nov.)
DE J.J. Watt (Defense, Dec.)

NFL Player of the Month

2007

WR/KR André Davis (Special Teams, Dec.)

AFC Player of the Week

2002

CB Aaron Glenn (Defense, Dec. 8)
WR Avion Black (Special Teams, Dec. 15)

2003

P Chad Stanley (Special Teams, Nov. 2)

2004

K Kris Brown (Special Teams, Sept. 26)

2005

WR Jerome Mathis (Special Teams, Oct. 30)

2006

WR Andre Johnson (Offense, Oct. 1)
LB DeMeco Ryans (Defense, Dec. 3)
K Kris Brown (Special Teams, Dec. 24)

2007

DE Mario Williams (Defense, Sept. 9)
K Kris Brown (Special Teams, Oct. 7)
WR André Davis (Special Teams, Dec. 9)

DE Mario Williams (Defense, Dec. 13)

2008

WR Jacoby Jones (Special Teams, Oct. 12)

WR Jacoby Jones (Special Teams, Oct. 26)

QB Matt Schaub (Offense, Dec. 7)

RB Steve Slaton (Offense, Dec. 1)

2009

QB Matt Schaub (Offense, Sept. 20)

WR Jacoby Jones (Special Teams, Oct. 4)

LB Brian Cushing (Defense, Oct. 18)

LB Brian Cushing (Defense, Nov. 1)

2010

RB Arian Foster (Offense, Sept. 15)

WR Andre Johnson (Offense, Sept. 22)

QB Matt Schaub (Offense, Oct. 20)

CB Glover Quin (Defense, Dec. 1)

2011

RB Arian Foster (Offense, Oct. 5 and Oct. 26)

2012

DE J.J. Watt (Defense, Sept. 19)

QB Matt Schaub (Offense, Nov. 21)

DE J.J. Watt (Defense, Dec. 19)

NFL Rookie of the Week

2003

WR Andre Johnson (Sept. 28)

RB Domanick Williams (Oct. 19)

RB Domanick Williams (Oct. 26)

RB Domanick Williams (Nov. 2)

RB Domanick Williams (Nov. 9)

WR Andre Johnson (Nov. 16)

RB Domanick Williams (Nov. 30)

2011

QB T.J. Yates (Dec. 13)

NFL Rookie of the Month

2003: RB Domanick Williams (Oct.)

2006: LB DeMeco Ryans (Dec.)

2007: DT Amobi Okoye (Sept.)

2008: RB Steve Slaton (Dec.)

2009: LB Brian Cushing (Nov.)

LB Brian Cushing (Dec.)

2013: WR DeAndre Hopkins (Sept.)

NFL Rookie of the Year

2003: RB Domanick Williams

NFL Coach of the Week

2002: Dom Capers (Sept. 8)

2003: Dom Capers (Sept. 28)

NFL Alumni Player of the Year

2005: KR Jerome Mathis (Kick Returner)

2006: WR Andre Johnson (Wide Receiver)

2007: DE Mario Williams (Defensive Line-man)

2008: WR Andre Johnson (Wide Receiver)

2009: WR Andre Johnson (Wide Receiver)

NFL Players Association

Rookie of the Week

2008: RB Steve Slaton (Oct. 5)

College & Pro Football News Weekly All-Pro

2002: CB Aaron Glenn

ESPN.com All-Pro

2003: P Chad Stanley

2008: WR Andre Johnson

ESPN.com All-Rookie

2004: CB Dunta Robinson

FedEx Air Player of the Week

2010: QB Matt Schaub (Week 2)

2012: QB Matt Schaub (Week 11)

FedEx Ground Player of the Week

2010: RB Arian Foster (Week 1)

RB Arian Foster (Week 17)

GMC Never Say Never Moment of the Week

2013: Week 1, ILB Brian Cushing game-tying INT return at San Diego

Madden Most Valuable Protectors

2011: Week 7 (LT Duane Brown, LG Wade Smith, C Chris Myers, RG Mike Brisiel, RT Eric Winston)

2012: Week 4 (LT Duane Brown, LG Wade Smith, C Chris Myers, RG Antoine Caldwell, RT Derek Newton)

2012: Week 13 (LT Duane Brown, LG Wade Smith, C Chris Myers, RG Ben Jones, RT Ryan Harris)

Football Digest All-Pro

2002: CB Aaron Glenn (second team)

2004: WR Andre Johnson (second team)

KFFL All-Rookie Team

2003: RB Domanick Williams

WR Andre Johnson

Mickey Herskowitz Award

2004: QB David Carr

2005: CB Dunta Robinson



TEXANS HONORS

2006: DE N.D. Kalu
2007: LT Ephraim Salaam
2008: WR Andre Johnson

Pro Football Weekly/PFWA Defensive Most Valuable Player
2012: DE J.J. Watt

Pro Football Weekly/PFWA All-NFL
2005: KR Jerome Mathis
2008: WR Andre Johnson
2009: WR Andre Johnson
LB Brian Cushing
2011: CB Johnathan Joseph
2012: LT Duane Brown
DE J.J. Watt
2013: DE J.J. Watt

Pro Football Weekly All-AFC
2002: CB Aaron Glenn
DE Gary Walker
2005: KR Jerome Mathis
2011: LT Duane Brown
ILB Brian Cushing
CB Johnathan Joseph

Pro Football Weekly All-Rookie
2002: QB David Carr
2003: RB Domanick Davis
WR Andre Johnson
2005: KR Jerome Mathis
2006: TE Owen Daniels
LB DeMeco Ryans
2007: DT Amobi Okoye
2008: LB Xavier Adibi
2009: LB Brian Cushing
2011: DE J.J. Watt
2013: WR DeAndre Hopkins

Pro Football Weekly Most Improved
2010: RB Arian Foster

Pro Football Weekly Rookie of the Year
2004: CB Dunta Robinson (Defense)
2006: LB DeMeco Ryans (Defense)
2009: LB Brian Cushing (Defense)

Sports Illustrated All-Pro Team
2005: KR Jerome Mathis
2008: WR Andre Johnson
2011: RT Eric Winston

SI.com Coordinator of the Year
2011: Wade Phillips, Defensive Coordinator

The Sporting News All-Rookie Team
2008: LB Xavier Adibi
2009: LB Brian Cushing

The Sporting News All-Pro
2002: CB Aaron Glenn
2005: KR Jerome Mathis
2008: DE Mario Williams
WR Andre Johnson
2009: WR Andre Johnson
2010: RB Arian Foster
WR Andre Johnson

The Sporting News Coordinator of the Year
2011: Wade Phillips, Defensive Coordinator

CNN's Peter King's Player of the Week
2008: QB Matt Schaub (Offense, Dec. 7)
WR Jacoby Jones (Special Teams, Oct. 26)
WR Andre Johnson (Offense, Dec. 14)

ESPN ESPY'S
2011: RB Arian Foster (Strongest Performance)

Touchdown Club Player of the Year
2004: WR Andre Johnson
2005: RB Domanick Davis
2006: WR Andre Johnson
2007: LB DeMeco Ryans
2008: WR Andre Johnson

USA Today All-Joe Team
2002: DT Seth Payne
2003: T Chester Pitts
DE Corey Sears
2004: G Chester Pitts
P Chad Stanley
2005: RB Jonathan Wells
2006: DE Anthony Weaver
2007: LB Morlon Greenwood
CB Von Hutchins
T Eric Winston
2008: FB Vonta Leach
CB Antwaun Molden
WR Kevin Walter
G Mike Brisiel
2009: SS Bernard Pollard
2011: RG Mike Brisiel
OLB Connor Barwin

LT Duane Brown
RB Ben Tate
DE J.J. Watt
2012: OLB Bryan Braman
FB James Casey

Houston Texans MVP
2005: RB Domanick Williams
2006: WR Andre Johnson
2007: LB DeMeco Ryans
2008: WR Andre Johnson
2009: WR Andre Johnson
2010: RB Arian Foster
WR Andre Johnson
2011: ILB Brian Cushing
2012: DE J.J. Watt
2013: WR Andre Johnson

Houston Texans Rookie of the Year
2004: CB Dunta Robinson
2005: WR Jerome Mathis
2006: LB DeMeco Ryans
2007: CB Fred Bennett
2008: RB Steve Slaton
2009: LB Brian Cushing
2010: DT Earl Mitchell
2011: DE J.J. Watt
2012: G Ben Jones
2013: WR DeAndre Hopkins

Mark Bruener Award
2004: DT Seth Payne
2005: TE Mark Bruener
2006: TE Mark Bruener
2007: TE Mark Bruener
2008: TE Mark Bruener
2009: LB DeMeco Ryans
2011: LB DeMeco Ryans
2012: C Chris Myers
2013: C Chris Myers
* Known as the Spirit of the Bull Award prior to 2009.

Ed Block Courage Award
2002: CB Jason Bell
2003: CB Aaron Glenn
2004: DT Seth Payne
2005: WR Jabar Gaffney
2006: LB Kailee Wong
2007: DE Anthony Weaver
2008: WR Harry Williams
2009: LB Zac Diles
2010: TE Joel Dreessen
2011: LB DeMeco Ryans
2012: QB Matt Schaub
2013: ILB Brian Cushing



TEXANS DRAFT HISTORY

2002

Rd	Pick	Player	College	Pos.
1	1	David Carr	Fresno State	QB
2	33	Jabar Gaffney	Florida	WR
2	50	Chester Pitts	San Diego State	T
3	66	Fred Weary	Tennessee	G
3	83	Charles Hill	Maryland	DT
4	99	Jonathan Wells	Ohio State	RB
5	136	Jarrod Baxter	New Mexico	FB
5	153	Ramon Walker	Pittsburgh	FS
6	173	DeMarcus Faggins	Kansas State	CB
6	190	Howard Green	LSU	DT
7	229	Greg White	Minnesota	LB
7	261	Ahmad Miller	UNLV	DT
Supplemental Draft				
6		Milford Brown	Florida State	G

2003

Rd	Pick	Player	College	Pos.
1	3	Andre Johnson	Miami	WR
2	41	*Bennie Joppru	Michigan	TE
3	67	Antwan Peek	Cincinnati	LB
3	75	Seth Wand	NW Missouri St.	T
3	88	Dave Ragone	Louisville	QB
4	104	Domanick Davis	LSU	RB
6	192	Drew Henson	Michigan	QB
6	214	Keith Wright	Missouri	DT
7	217	Curry Burns	Louisville	SS
7	233	Chance Pearce	Texas A&M	LS
Supplemental Draft				
2		Tony Hollings	Georgia Tech	RB

2004

Rd	Pick	Player	College	Pos.
1	10	Dunta Robinson	South Carolina	CB
1	27	Jason Babin	Western Michigan	LB
4	122	Glenn Earl	Notre Dame	SS
6	170	Vontez Duff	Notre Dame	CB
6	175	Jammal Lord	Nebraska	FS
6	200	Charlie Anderson	Mississippi	LB
7	210	Raheem Orr	Rutgers	LB
7	211	Sloan Thomas	Texas	WR
7	248	B.J. Symons	Texas Tech	QB

2005

Rd	Pick	Player	College	Pos.
1	16	Travis Johnson	Florida State	DT
3	73	Vernand Morency	Oklahoma State	RB
4	114	Jerome Mathis	Hampton	WR
5	151	Drew Hodgdon	Arizona State	C
6	188	C.C. Brown	La-Lafayette	SS
7	227	Kenneth Pettway	Grambling State	LB

2006

Rd	Pick	Player	College	Pos.
1	1	Mario Williams	North Carolina St.	DE
2	33	DeMeco Ryans	Alabama	LB
3	65	Charles Spencer	Pittsburgh	T
3	66	Eric Winston	Miami	T
4	98	Owen Daniels	Wisconsin	TE
6	170	Wali Lundy	Virginia	RB
7	251	David Anderson	Colorado State	WR

2007

Rd	Pick	Player	College	Pos.
1	10	Amobi Okoye	Louisville	DT
3	73	Jacoby Jones	Lane College	WR
4	123	Fred Bennett	South Carolina	CB
5	144	*Brandon Harrison	Stanford	S
5	163	Brandon Frye	Virginia Tech	T
6	183	Kasey Studdard	Texas	G
7	218	Zac Diles	Kansas State	LB

2008

Rd	Pick	Player	College	Pos.
1	26	Duane Brown	Virginia Tech	T
3	79	Antwaun Molden	Eastern Kentucky	CB
3	89	Steve Slaton	West Virginia	RB
4	118	Xavier Adibi	Virginia Tech	LB
5	151	Frank Okam	Texas	DT
6	173	Dominique Barber	Minnesota	S
7	223	Alex Brink	Washington State	QB

2009

Rd	Pick	Player	College	Pos.
1	15	Brian Cushing	USC	LB
2	46	Connor Barwin	Cincinnati	DE
3	77	Antoine Caldwell	Alabama	C
4	112	Glover Quin	New Mexico	CB
4	122	Anthony Hill	North Carolina St.	TE
5	152	James Casey	Rice	TE
6	188	Brice McCain	Utah	CB
7	223	*Troy Nolan	Arizona State	S

2010

Rd	Pick	Player	College	Pos.
1	20	Kareem Jackson	Alabama	CB
2	58	*Ben Tate	Auburn	RB
3	81	Earl Mitchell	Arizona	DT
4	102	Darryl Sharpton	Miami	LB
4	118	Garrett Graham	Wisconsin	TE
5	144	Sherrick McManis	Northwestern	CB
6	187	Shelly Smith	Colorado State	G
6	197	*Trindon Holliday	LSU	WR
7	227	Dorin Dickerson	Pittsburgh	WR

2011

Rd	Pick	Player	College	Pos.
1	11	J.J. Watt	Wisconsin	DE
2	42	Brooks Reed	Arizona	OLB
2	60	Brandon Harris	Miami	CB
4	127	Roc Carmichael	Virginia Tech	CB
5	144	Shiloh Keo	Idaho	S
5	152	T.J. Yates	North Carolina	QB
7	214	Derek Newton	Arkansas State	T
7	254	Cheta Ozougwu	Rice	OLB

2012

Rd	Pick	Player	College	Pos.
1	26	Whitney Mercilus	Illinois	OLB
3	68	DeVier Posey	Ohio State	WR
3	76	Brandon Brooks	Miami (Ohio)	G
4	99	Ben Jones	Georgia	C
4	121	Keshawn Martin	Michigan State	WR
4	126	Jared Crick	Nebraska	DE
5	161	*Randy Bullock	Texas A&M	K
6	195	Nick Monck	Purdue	T

2013

Rd	Pick	Player	College	Pos.
1	27	DeAndre Hopkins	Clemson	WR
2	58	D.J. Swearinger	South Carolina	SS
3	89	*Brennan Williams	North Carolina	T
3	95	Sam Montgomery	LSU	OLB
4	124	*Trevarro Williams	Connecticut	OLB
6	176	*David Quessenberry	San Jose State	T
6	195	*Alan Bonner	Jacksonville State	WR
6	198	Chris Jones	Bowling Green	DT
6	198	Ryan Griffin	Connecticut	TE

2014

Rd	Pick	Player	College	Pos.
1	1	Jadeveon Clowney	South Carolina	DE (OLB)
2	33	Xavier Su'a-Filo	UCLA	G
3	65	C.J. Fiedorowicz	Iowa	TE
3	83	Louis Nix III	Notre Dame	NT
4	135	Tom Savage	Pittsburgh	QB
6	177	Jeffrey Pagan	Alabama	DE
6	181	Alfred Blue	LSU	RB
6	211	Jay Prosch	Auburn	FB
7	216	Andre Hal	Vanderbilt	CB
7	256	Lonnie Ballentine	Memphis	S

Bold indicates made active roster that season

* Indicates placed on injured reserve





ENJOY RESPONSIBLY
©2014 A-B, Bud Light® Beer, St. Louis, MO

2002 FINAL STATISTICS (4-12)

Date	W/L	Score	Opponent	Attendance	RUSHING	No.	Yds	Avg	Long	TD
9/8	W	19-10	Dallas	69,604*	Wells	197	529	2.7	37	3
9/15	L	3-24	at San Diego	56,098	Allen	155	519	3.3	32	0
9/22	L	3-23	Indianapolis	69,204*	Carr	59	282	4.8	20	3
9/29	L	17-35	at Philadelphia	64,867*	Baxter	7	14	2.0	6	0
10/13	L	24-31	Buffalo	70,120*	J. Lewis	3	8	2.7	5	0
10/20	L	17-34	at Cleveland	73,248*	Stanley	1	6	6.0	6	0
10/27	W	21-19	at Jacksonville	53,721	Bradford	2	-11	-5.5	0	0
11/3	L	3-38	Cincinnati	69,827*	TEXANS	424	1,347	3.2	37	6
11/10	L	10-17	at Tennessee	68,804*	OPPONENTS	509	2,089	4.1	70	14
11/17	L	21-24	Jacksonville	69,711*						
11/24	W	16-14	N.Y. Giants	70,054*	RECEIVING	No.	Yds	Avg	Long	TD
12/1	L	3-19	at Indianapolis	56,820*	B. Miller	51	613	12.0	42	3
12/08	W	24-6	at Pittsburgh	58,551*	Allen	47	302	6.4	21	0
12/15	L	19-23	Baltimore	70,108*	Bradford	45	697	15.5	81	6
12/22	L	10-26	at Washington	70,291	Gaffney	41	483	11.8	27	1
12/29	L	3-13	Tennessee	70,694*	Dawson	21	286	13.6	28	0
*Sellouts					Wells	9	48	5.3	9	0
					Holloway	7	73	10.4	24	0
					Black	6	52	8.7	14	0
					Baxter	5	33	6.6	14	1
					J. Lewis	2	41	20.5	33	0
					Harris	1	8	8.0	8	0
					TEXANS	235	2,636	11.2	81	11
					OPPONENTS	281	3,378	12.0	57	23
					INTERCEPTIONS	No.	Yds	Avg	Long	TD
					Glenn	5	181	36.2	70	2
					E. Brown	2	7	3.5	7	0
					Coleman	1	0	0.0	0	0
					Posey	1	0	0.0	0	0
					Stevens	1	0	0.0	0	0
					TEXANS	10	188	18.8	70	2
					OPPONENTS	15	277	18.5	102	1
					PUNTING	No.	Yds	Avg	Net	TB
					Stanley	114	4,720	41.4	36.8	6
					TEXANS	116	4,720	40.7	36.8	6
					OPPONENTS	98	3,892	39.7	33.1	7
					PUNT RETURNS	Ret	FC	Yds	Avg	Long
					J. Lewis	36	17	280	7.8	48
					Black	14	3	188	13.4	76
					Gaffney	3	0	-3	-1.0	1
					Glenn	0	0	47	---	47
					TEXANS	53	20	512	9.7	76
					OPPONENTS	58	34	328	5.7	46
					KICKOFF RETURNS	No	Yds	Avg	Long	TD
					J. Lewis	46	961	20.9	45	0
					Black	24	529	22.0	49	0
					Hill	2	0	0.0	0	0
					Norris	2	11	5.5	10	0
					Baxter	1	19	19.0	19	0
					Murphy	1	0	0.0	0	0
					Sears	1	9	9.0	9	0
					TEXANS	77	1,529	19.9	49	0
					OPPONENTS	52	1,156	22.2	95	1
					FIELD GOALS	1-19	20-29	30-39	40-49	50+
					K. Brown	0/1	3/3	1/1	11/14	2/5
					TEXANS	0/1	3/3	1/1	11/14	2/5
					OPPONENTS	0/0	10/10	9/11	5/12	0/1
					K. Brown: (42G) (45G) (54N, 24G) (48G) (26G) (40N, 47G) (45N, 43G, 45G) (23G, 46N, 53N) (51G) (1) (40G, 50G) (34G) (43G) (41G) (46G) (50N, 19N, 42G)					
					OPPONENTS: (33G, 42N) (36G) (26G, 39G, 47N, 37G) (25G, 41G) (33G) (35G, 43G) (50N, 35N, 34G) (25G) (49N, 24G) (22G, 40N) (33N) (31G, 46G) (40G, 31G, 43N) (22G, 22G, 47G) (48N, 46N, 23G) (28G, 26G)					

* - Fumble recovery by Raylee Johnson (9/15 at SD); Kickoff return by Andre Davis, 95 yards (10/20 at CLEV); Interception return by Artrell Hawkins, 102 yards (11/3 at HOU); a - Interception returns of 70 and 65 yards (12/8 at PIT); b - Fumble recovery of 40 yards (12/8 at PIT); c - Punt return of 76 yards (12/15 vs. BAL); d - Recovery of blocked punt (12/22 at WASH)

PASSING	Att	Comp	Yds	Cmp%	Yds/Att	TD	TD%	Int	Int%	Long	Sack/Lost	Rating
Carr	444	233	2,592	52.5	5.84	9	2.0	15	3.4	81	76/411	62.8
Allen	2	1	5	50.0	2.50	1	50.0	0	0.0	5t	0/0	95.8
Gaffney	1	1	39	100.0	39.00	1	100.0	0	0.0	39t	0/0	158.3
TEXANS	447	235	2,636	52.6	5.90	11	2.5	15	3.4	81	76/411	64.7
OPPONENTS	512	281	3,378	54.9	6.60	23	4.5	10	2.0	57t	35/237	82.1



2002 FINAL STATISTICS (4-12)

DEFENSIVE STATISTICS

Based on Coaches Film Review

TACKLES	Solo	Asst	Total	Sck-Yrds	QB Press	INT-Yards	Pass Def.	Forced Fumbles	Fumble Recovery
Foreman, Jay	110	83	193	0.0-0	3	0-0	4	1	0
Sharper, Jamie	91	87	178	5.5-27	8	0-0	5	2	3
Payne, Seth	57	90	147	1.0-4	11	0-0	0	0	0
Stevens, Matt	47	70	117	0.0-0	0	1-0	0	0	0
Walker, Gary	46	69	115	6.5-33	42	0-0	0	1	1
Deloach, Jerry	30	73	103	1.0-10	11	0-0	0	0	0
Brown, Eric	52	43	95	0.5-3	1	2-7	7	1	0
Coleman, Marcus	56	34	90	0.0-0	0	1-0	30	0	2
Wong, Kailee	44	45	89	5.5-22	27	0-0	2	1	0
Glenn, Aaron	45	27	72	1.0-10	1	5-181	16	0	0
Posey, Jeff	43	28	71	8.0-77	22	1-0	1	2	0
Mitchell, Keith	25	23	48	1.0-7	4	0-0	0	1	0
Sears, Corey	12	35	47	1.0-9	7	0-0	0	0	0
Wright, Kenny	24	10	34	1.0-13	3	0-0	9	0	1
Williams, Kevin	13	9	22	0.0-0	0	0-0	0	0	0
Simmons, Jason	9	5	14	1.0-10	4	0-0	2	0	1
Walker, Ramon	2	3	5	0.0-0	0	0-0	0	0	0
Carter, Chris	1	3	4	1.0-9	0	0-0	0	0	0
Hill, Charles	0	3	3	0.0-0	0	0-0	0	0	0
Dennis, Pat	0	1	1	0.0-0	0	0-0	0	0	0
Flowers, Erik	1	0	1	0.0-0	0	0-0	1	0	0
Bell, Jason	0	0	0	0.0-0	0	0-0	2	0	0
McClain, Jimmy	0	0	0	0.0-0	0	0-0	0	0	0
TEAM	0	0	0	1.0-3	0	0-0	0	0	0
Total	708	741	1,449	35.0-237	144	10-188	79	9	8

SPECIAL TEAMS STATISTICS

SPECIAL TEAMS	Solo	Asst	Total	Blocks Punt	Forced Fumbles	Fumble Recovery
Bell, Jason	14	2	16	0	0	1
Evans, Troy	10	4	14	0	0	1
Simmons, Jason	2	2	4	0	1	0
Carter, Chris	9	3	12	0	0	0
Foreman, Jay	9	1	10	0	0	0
Murphy, Frank	8	1	9	0	0	0
Walker, Ramon	7	2	9	0	1	0
McClain, Jimmy	4	4	8	1	0	0
Wright, Kenny	5	3	8	0	0	0
Williams, Kevin	7	0	7	0	0	0
Flowers, Erik	5	1	6	0	0	0
Norris, Moran	2	4	6	0	0	0
Posey, Jeff	6	0	6	0	0	0
Brown, Eric	2	3	5	0	0	0
Dennis, Pat	3	2	5	0	0	0
Lamar, Jason	4	1	5	0	0	0
McDermott, Sean	3	2	5	0	0	0
Coleman, Marcus	2	0	2	0	0	0
Dawson, JuJuan	2	0	2	0	0	0
Allen, James	1	0	1	0	0	0
Black, Avion	1	0	1	0	0	0
Bradford, Corey	1	0	1	0	0	0
Miller, Billy	1	0	1	0	0	1
Stanley, Chad	1	0	1	0	0	0
Stevens, Matt	1	0	1	0	0	0
Total	110	35	155	1	2	3



2003 FINAL STATISTICS (5-11)

Date	W/L	Score	Opponent	Attendance	RUSHING	No.	Yds	Avg	Long	TD
9/07	W	21-20	at Miami	73,010*	Davis	238	1,031	4.3	51	8
9/14	L	10-31	at New Orleans	68,390*	Mack	93	253	2.7	13	4
9/21	L	14-42	Kansas City	70,487*	Carr	27	151	5.6	36	2
9/28	W	24-20	Jacksonville	70,041*	Hollings	38	102	2.7	17	0
10/12	L	17-38	at Tennessee	68,809*	Ragone	6	51	8.5	14	0
10/19	L	14-19	N.Y. Jets	70,623*	Banks	6	27	4.5	13	0
10/26	L	21-30	at Indianapolis	56,132*	Wells	5	14	2.8	10	0
11/02	W	14-10	Carolina	70,052*	Gaffney	1	13	13.0	13	0
11/09	L	27-34	at Cincinnati	50,437	Stanley	1	12	12.0	12	0
11/16	W	12-10	at Buffalo	72,677*	Simmons	1	7	7.0	7	0
11/23	L	20-23 OT	New England	70,719*	Johnson	5	-10	-2.0	11	0
11/30	W	17-13	Atlanta	70,388*	TEXANS	421	1,651	3.9	51	14
12/07	L	0-27	at Jacksonville	43,363	OPPONENTS	533	2,370	4.4	64	15
12/14	L	3-16	at Tampa Bay	65,124*						
12/21	L	24-27	Tennessee	70,758*	RECEIVING	No.	Yds	Avg	Long	TD
12/28	L	17-20	Indianapolis	70,680*	Johnson	66	976	14.8	46t	4
*Sellouts					Davis	47	351	7.5	17	0

TEAM STATISTICS

	Texans	Opponents								
TOTAL FIRST DOWNS	237	336								
Rushing	86	130								
Passing	127	179								
Penalty	24	27								
3rd Down: Made / Att.	63/204	89/222								
3rd Down Pct.	30.9	40.1								
4th Down: Made / Att.	9/14	10/14								
4th Down Pct.	64.3	71.4								
TIME OF POSSESSION	27:39	32:21								
TOTAL NET YARDS	4,306	6,082								
Avg. Per Game	269.1	380.1								
Total Plays	896	1,054								
Avg. Per Play	4.8	5.8								
NET YARDS RUSHING	1,651	2,370								
Avg. Per Game	103.2	148.1								
Total Rushes	421	533								
Avg. Per Play	3.9	4.4								
NET YARDS PASSING	2,655	3,712								
Avg. Per Game	165.9	232.0								
Sacked / Yards Lost	36/186	19/123								
Gross Yards	2,841	3,835								
Att. / Completions	439/248	502/297								
Completion Pct.	56.5	59.2								
Had Intercepted	18	14								
PUNTS / AVERAGE	97/41.5	75/41.7								
NET PUNTING AVG.	36.7	35.8								
PENALTIES / YARDS	121/961	96/767								
FUMBLES / BALL LOST	18/9	18/8								
TOUCHDOWNS	29	42								
Rushing	14	15								
Passing	14	22								
Returns	1	5								

SCORE BY PERIODS

	1	2	3	4	OT	Total				
TEXANS	23	87	84	61	0	255				
OPPONENTS	64	115	73	125	3	380				

SCORING

	TD	Ru	Pa	Rt	PAT	FG	SAF	TP						
Brown	0	0	0	0	27/27	18/22	0	81						
Davis	8	8	0	0	0/0	0/0	0	48						
Bradford	4	0	4	0	0/0	0/0	0	24						
Johnson	4	0	4	0	0/0	0/0	0	24						
Mack	4	4	0	0	0/0	0/0	0	24						
Miller	3	0	3	0	0/0	0/0	0	18						
Carr	2	2	0	0	0/0	0/0	0	12						
Gaffney	2	0	2	0	0/0	0/0	0	12						
Armstrong	1	0	1	0	0/0	0/0	0	6						
McCree	1	0	0*	1	0/0	0/0	0	6						
TEXANS	29	14	14	1	27/27	18/22	0	255						
OPPONENTS	42	15	22	5#	40/40	28/35	2	380						

* McCree 95-yd int return, vs. TENN (12/21); # D.Rogers 40-yd int return, at NO (9/14); D.Hall 73-yd punt return, vs. KC (9/21); S.Harts 39-yd int return, vs. KC (9/21); A.Dyson 51-yd int return, at TEN (10/12); S.Rolle 61-yard fumble return, vs. TENN (12/21)

PASSING

	Att	Comp	Yds	Cmp%	Yds/Att	TD	TD%	Int	Int%	Long	Sack/Lost	Rating
Carr	295	167	2,013	56.6	6.82	9	3.1	13	4.4	78t	15/90	69.5
Banks	102	61	693	59.8	6.79	5	4.9	3	2.9	46t	13/57	84.3
Ragone	40	20	135	50.0	3.38	0	0.0	1	2.5	24	8/39	47.4
Gaffney	1	0	0	0.0	0.00	0	0.0	0	0.0	0	0/0	39.6
TEXANS	439	248	2,841	56.5	6.47	14	3.2	18	4.1	78t	36/186	69.7
OPPONENTS	502	297	3,835	59.2	7.64	22	4.4	14	2.8	84t	19/123	86.2

KICKOFF RETURNS

	No	Yds	Avg	Long	TD
Moses	58	1,355	23.4	70	0
Hollings	8	142	17.8	30	0
Norris	5	71	14.2	19	0
Davis	3	61	20.3	28	0
Vaughn	3	47	15.7	22	0
Wells	2	24	12.0	14	0
T.Martin	1	0	0.0	0	0
TEXANS	80	1,700	21.3	70	0
OPPONENTS	53	1,149	21.7	49	0

FIELD GOALS

	1-19	20-29	30-39	40-49	50+
K. Brown	1/1	3/3	8/8	5/6	1/4
TEXANS	1/1	3/3	8/8	5/6	1/4
OPPONENTS	0/0	13/14	10/12	5/9	0/0

K. Brown: (36G, 43N, 50G, 54N, 23G, 24G, 35G)(30G)() (48G, 50N) (29G) (45G, 33G) (41G, 34G) (19G, 31G) (40G, 52N) () (38G) (49G) (36G) (23G) () (39G)() (29G, 20G) (33G) (39G, 30G) (31G, 29G, 22G) (49N, 35G, 42G) (35G, 41N, 28G) (36G, 23G, 26G, 41B) (41G, 26G) (39G, 43G)



2003 FINAL STATISTICS (5-11)

DEFENSIVE STATISTICS

Based on Coaches Film Review

TACKLES	Solo	Asst	Total	Sck-Yrds	QB Press	INT-Yards	Pass Def.	Forced Fumbles	Fumble Recovery
Sharper, Jamie	117	78	195	4.0-19	3	0-0	2	3	0
Foreman, Jay	107	73	180	2.0-3	3	0-0	2	1	2
Brown, Eric	74	46	120	0.5-6	0	1-5	2	3	0
DeLoach, Jerry	43	66	109	0.0-0	9	0-0	2	0	0
Martin, Steve	46	46	92	1.0-6	13	0-0	3	0	0
Wong, Kailee	51	35	86	3.0-14	26	0-0	4	1	0
Coleman, Marcus	55	22	77	0.0-0	1	7-9.5	23	1	0
Sears, Corey	30	45	75	1.0-10	7	0-0	0	0	1
McCree, Marlon	31	28	59	0.0-0	0	1-9.5	3	0	0
Wright, Kenny	38	15	53	1.0-9	1	3--2	14	0	0
Ioane, Junior	21	31	52	0.5-2	9	0-0	0	0	0
Stevens, Matt	25	14	39	0.0-0	0	1-12	3	0	1
Foley, Steve	21	9	30	1.0-9	4	0-0	1	0	0
Glenn, Aaron	23	6	29	0.0-0	0	1-0	16	0	0
Clemons, Charlie	17	11	28	1.0-8	11	0-0	3	0	2
Peek, Antwan	20	8	28	1.0-12	5	0-0	3	0	0
Simmons, Jason	16	7	23	0.0-0	1	0-0	4	0	0
Walker, Gary	13	9	22	0.0-0	10	0-0	1	0	0
Martin, Terrance	6	11	17	0.0-0	2	0-0	0	0	0
Payne, Seth	6	5	11	1.0-7	1	0-0	0	0	0
Faggins, Demarcus	6	5	11	0.0-0	0	0-0	12	0	0
Orr, Shantee	6	3	9	2.0-18	3	0-0	0	0	1
Vaughn, Darrick	7	0	7	0.0-0	0	0-0	2	0	0
Slechta, Jeremy	2	4	6	0.0-0	0	0-0	0	0	0
Bell, Jason	1	0	1	0.0-0	0	0-0	1	0	0
Evans, Troy	1	0	1	0.0-0	0	0-0	0	0	0
Walker, Ramon	1	0	1	0.0-0	0	0-0	0	0	0
Total	784	577	1,361	19.0-117	109	14-205	101	9	7

SPECIAL TEAMS STATISTICS

SPECIAL TEAMS	Solo	Asst	Total	PAT	Blocks Punt	FG	Forced Fumbles	Fumble Recovery
Walker, Ramon	13	4	17	0	1	1	0	0
Bell, Jason	10	5	15	0	0	0	0	0
Evans, Troy	11	4	15	0	0	0	1	0
Simmons, Jason	10	4	14	0	0	0	0	0
Vaughn, Darrick	11	2	13	0	0	0	0	0
Wells, Jonathan	7	6	13	0	0	0	0	0
Norris, Moran	4	4	8	0	0	0	0	0
Wright, Kenny	5	2	7	0	0	0	0	0
McClain, Jimmy	3	3	6	0	0	0	0	0
Brown, Eric	5	1	6	0	0	1	0	0
Foley, Steve	5	0	5	0	0	0	0	0
Brown, Kris	4	0	4	0	0	0	0	0
Faggins, Demarcus	4	0	4	0	0	0	0	0
McCree, Marlon	2	1	3	0	0	0	1	0
Stevens, Matt	3	0	3	0	0	0	0	0
Carroll, Travis	0	3	3	0	0	0	0	0
Pittman, Bryan	2	1	3	0	0	0	0	0
Peek, Antwan	1	1	2	0	0	0	0	0
Orr, Shantee	1	1	2	0	0	0	0	1
Davis, Domanick	1	0	1	0	0	0	0	0
Bradford, Corey	1	0	1	0	0	0	0	0
Clemons, Charlie	1	0	1	0	0	0	0	0
Coleman, Marcus	1	0	1	0	0	0	0	0
Wright, Kenny	1	0	1	0	0	0	0	0
Johnson, Andre	1	0	1	0	0	0	0	0
Murphy, Matt	0	1	1	0	0	0	0	0
Burns, Curry	0	1	1	0	0	0	0	0
Total	107	44	151	0	1	2	2	1



2004 FINAL STATISTICS (7-9)

Date	W/L	Score	Opponent	Attendance	RUSHING	No.	Yds	Avg	Long	TD
9/12	L	20-27	San Diego	70,255*	Davis	302	1,188	3.9	44	13
9/19	L	16-28	at Detroit	61,465	Carr	73	299	4.1	24	0
9/26	W	24-21	at Kansas City	77,433*	Wells	82	299	3.6	14	3
10/3	W	30-17	Oakland	70,741*	Hollings	11	47	4.3	13	0
10/10	L	28-34 OT	Minnesota	70,718*	Gaffney	4	30	7.5	10	0
10/17	W	20-10	at Tennessee	68,932*	Johnson	4	12	3.0	14	0
10/31	W	20-6	Jacksonville	70,502*	Stanley	1	5	5.0	5	0
11/7	L	13-31	at Denver	74,292*	Baxter	2	1	0.5	1	0
11/14	L	14-49	at Indianapolis	56,511*	Simmons	1	1	1.0	1	0
11/21	L	13-16	Green Bay	70,769*	Norris	1	0	0.0	0	0
11/28	W	31-21	Tennessee	70,721*	TEXANS	481	1,882	3.9	44	16
12/5	L	7-29	at N.Y. Jets	77,875	OPPONENTS	417	1,843	4.4	55t	4
12/12	L	14-23	Indianapolis	70,762*	RECEIVING	No.	Yds	Avg	Long	TD
12/19	W	24-5	at Chicago	62,122*	Johnson	79	1,142	14.5	54t	6
12/26	W	21-0	at Jacksonville	66,227	Davis	68	588	8.6	38	1
1/2/05	L	22-14	Cleveland	70,724*	Gaffney	41	632	15.4	69	2
*Sellouts					Armstrong	29	415	14.3	44	1

TEAM STATISTICS

	Texans	Opponents		Texans	Opponents
TOTAL FIRST DOWNS	300	304	Interceptions	No.	Yds
Rushing	103	89	Robinson	6	146
Passing	174	194	Glenn	5	40
Penalty	23	21	Faggins	3	47
3rd Down: Made/Att	81/211	89/205	Wong	3	0
3rd Down Pct.	38.4	43.4	Coleman	2	116
4th Down: Made/Att	13/21	1/6	McCree	1	24
4th Down Pct.	61.9	16.7	Peek	1	20
POSSESSION AVG.	29:59	30:01	Simmons	1	0
TOTAL NET YARDS	5,128	5,458	TEXANS	22	393
Avg. Per Game	320.5	341.1	OPPONENTS	14	157
Total Plays	1,001	971	PUNTING	No.	Yds
Avg. Per Play	5.1	5.6	Stanley	73	3,009
NET YARDS RUSHING	1,882	1,843	TEXANS	73	3,009
Avg. Per Game	117.6	115.2	OPPONENTS	69	2,880
Total Rushes	481	417	PUNT RETURNS	Ret	FC
NET YARDS PASSING	3,246	3,615	Moses	36	13
Avg. Per Game	202.9	225.9	Glenn	4	0
Sacked/Yards Lost	49/301	24/161	Robinson	0	0
Gross Yards	3,547	3,776	TEXANS	40	13
Att./Completions	471/286	530/344	OPPONENTS	30	24
Completion Pct.	60.7	64.9	KICKOFF RETURNS	No	Yds
Had Intercepted	14	22	Moses	59	1,303
PUNTS/AVERAGE	73/41.2	69/41.7	Gaffney	2	31
NET PUNTING AVG.	73/35.7	69/36.4	Norris	2	25
PENALTIES/YARDS	106/928	123/979	Washington	2	27
FUMBLES/BALL LOST	22/11	22/8	Wells	2	27
TOUCHDOWNS	37	39	Hollings	1	23
Rushing	16	4	Starling	1	14
Passing	16	32	TEXANS	69	1,450
Returns	5	3	Opponents	60	1,386

SCORE BY PERIODS

	1	2	3	4	OT	Total
TEXANS	33	101	60	115	0	309
OPPONENTS	65	105	85	82	6	339

SCORING	TD	Ru	Pa	Rt	PAT	FG	SAF	TP
Brown	0	0	0	0	34/34	17/24	0	85
Davis	14	13	1	0	0/0	0/0	0	84
Johnson	6	0	6	0	0/0	0/0	0	36
Wells	5	3	2	0	0/0	0/0	0	32
Bradford	3	0	3	0	0/0	0/0	0	18
Gaffney	2	0	2	0	0/0	0/0	0	12
Anderson-d	1	0	0	1	0/0	0/0	0	6
Armstrong	1	0	1	0	0/0	0/0	0	6
Coleman-a	1	0	0	1	0/0	0/0	0	6
Faggins-c	1	0	0	1	0/0	0/0	0	6
Miller	1	0	1	0	0/0	0/0	0	6
Peek-e	1	0	0	1	0/0	0/0	0	6
Sharper-b	1	0	0	1	0/0	0/0	0	6
TEXANS	37	16	16	5	32/32	17/24	0	309
OPPONENTS	39	4	32	3*	37/37	22/29	1	339

a-M. Coleman 102-yd interception return, at KC (9/26); b-J. Sharper 16-yd fumble return, vs. OAK (10/3); c-D. Faggins 43-yd interception return, vs. JAX (10/31); d-C. Anderson 60-yd fumble return, at CHI (12/19); e-A. Peek 66-yd fumble return, at JAX (12/26/04); *E. Drummond 99-yd kickoff return, at DET (9/19); *B. Sanders 37-yd fumble return, at IND (11/14); *V. Hutchins 77-yd interception return, at IND (11/14)

PASSING	Att	Comp	Yds	Cmp%	Yds/Att	TD	TD%	Int	Int%	Long	Sack/Lost	Rating
Carr	442	271	3,425	61.3	7.75	15	3.4	14	3.2	69	43/273	83.6
Gaffney	2	0	0	0.0	0.00	0	0.0	0	0.0	0	0/0	39.6
Banks	1	0	0	0.0	0.00	0	0.0	0	0.0	0	0/0	39.6
TEXANS	445	271	3,425	60.9	7.70	15	3.4	14	3.1	69	43/273	83.0
Opponents	501	324	3,548	64.7	7.08	31	6.2	20	4.0	80t	23/160	89.5



2004 FINAL STATISTICS (7-9)

DEFENSIVE STATISTICS

Based on Coaches Film Review

TACKLES	Solo	Asst	Total	Sck-Yrds	QB Press	INT-Yards	Pass Def.	Forced Fumbles	Fumble Recovery
Sharper, Jamie	113	64	177	2.0-19	19	0-0	5	3	1
Foreman, Jay	67	35	102	0.0-0	2	0-0	0	0	1
Smith, Robaire	38	62	100	3.0-21	22	0-0	6	0	0
Wong, Kailee	65	30	95	5.5-29	39	3-0	2	1	1
Robinson, Dunta	65	20	85	3.0-26	4	6-146	19	3	0
Coleman, Marcus	49	31	80	0-0	0	2-116	8	0	0
Payne, Seth	34	44	78	2.0-16	12	0-0	0	0	0
Walker, Gary	25	52	77	0.5-4	36	0-0	1	1	0
Babin, Jason	51	25	76	4.0-19	45	0-0	1	0	2
Earl, Glenn	32	34	66	0.0-0	0	0-0	1	0	0
Glenn, Aaron	49	10	59	0.0-0	0	5-40	11	0	0
DeLoach, Jerry	19	30	49	0.0-0	2	0-0	1	0	0
Simmons, Jason	35	11	46	0.0-0	2	1-0	0	1	0
Polk, DaShon	26	19	45	1.0-1	0	0-0	0	0	1
Faggins, Demarcus	31	6	37	0.0-0	0	3-47	9	0	0
McCree, Marlon	25	4	29	0.0-0	0	1-24	2	0	0
Sears, Corey	5	11	16	0.0-0	5	0-0	2	0	0
Peek, Antwan	10	2	12	2.0-16	7	1-20	0	1	1
Wright, Kenny	7	1	8	1.0-10	0	0-0	0	0	0
Brown, Eric	3	2	5	0.0-0	0	0-0	0	0	0
Ioane, Junior	0	3	3	0.0-0	1	0-0	0	0	0
Anderson, Charlie	1	0	1	0.0-0	1	0-0	0	0	1
Total	750	496	1,246	24.0-161	197	22-393	68	10	8

SPECIAL TEAMS STATISTICS

SPECIAL TEAMS	Solo	Asst	Total	PAT	Blocks Punt	FG	Forced Fumbles	Fumble Recovery
Peek, Antwan	10	8	18	0	1	0	0	0
Evans, Troy	8	8	16	0	0	0	0	0
Anderson, Charlie	9	4	13	0	0	0	0	0
Wells, Jonathan	7	5	12	0	0	0	0	0
Brown, Eric	8	1	9	0	0	0	0	0
McCree, Marlon	7	2	9	0	0	0	0	0
Polk, DaShon	8	1	9	0	0	0	0	0
Faggins, Demarcus	6	1	7	0	0	0	0	0
Norris, Moran	4	3	7	0	0	0	0	0
Bell, Jason	5	1	6	0	0	0	0	0
Wright, Kenny	4	1	5	0	0	0	0	0
Starling, Kendrick	4	0	4	0	0	0	0	0
Baxter, Jarrod	3	0	3	0	0	0	0	0
Simmons, Jason	3	0	3	0	0	0	0	0
Bradford, Corey	2	0	2	0	0	0	0	0
Brown, Kris	2	0	2	0	0	0	0	0
Hollings, Tony	1	1	2	0	0	0	0	0
Monk, Cunicy	2	0	2	0	0	0	0	0
Pittman, Bryan	1	1	2	0	0	0	0	0
Babin, Jason	0	1	1	0	0	0	0	0
Earl, Glenn	1	0	1	0	0	0	0	0
Johnson, Andre	1	0	1	0	0	0	0	0
Orr, Shantee	1	0	1	0	0	0	0	0
Pitts, Chester	1	0	1	0	0	0	0	0
Total	98	38	136	0	1	0	0	0



2005 FINAL STATISTICS (2-14)

Date	W/L	Score	Opponent	Attendance	RUSHING	No.	Yds	Avg	Long	TD
9/11	L	7-22	at Buffalo	71,781*	Davis	230	976	4.2	44	2
9/18	L	7-27	Pittsburgh	70,742*	Wells	90	325	3.6	14t	4
10/2	L	10-16	at Cincinnati	65,714*	Carr	56	308	5.5	20	1
10/9	L	20-34	Tennessee	70,430*	Morency	46	184	4.0	25t	2
10/16	L	10-42	at Seattle	66,196*	Gaffney	4	13	3.3	10	0
10/23	L	20-38	Indianapolis	70,621*	Johnson	6	10	1.7	5	0
10/30	W	19-16	Cleveland	70,064*	Brown	1	4	4.0	4	0
11/6	L	14-21	at Jacksonville	64,613	Stanley	1	0	0.0	0	0
11/13	L	17-31	at Indianapolis	57,209*	Banks	2	-2	-1.0	-1	0
11/20	L	17-45	Kansas City	70,481*	Bradford	1	-2	-2.0	-2	0
11/27	L	27-33 OT	St. Louis	70,010*	TEXANS	437	1,816	4.2	44	9
12/4	L	15-16	at Baltimore	69,909*	OPPONENTS	506	2,303	4.6	49	21
12/11	L	10-13	at Tennessee	69,149*						
12/18	W	30-19	Arizona	70,024*	RECEIVING	No.	Yds	Avg	Long	TD
12/24	L	20-38	Jacksonville	70,025*	Johnson	63	688	10.9	53t	2
1/1	L	17-20 OT	at San Francisco	67,970*	Gaffney	55	492	8.9	29	2
					Davis	39	337	8.6	33	4
					Bradford	34	436	12.8	50t	5
					Rivers	24	168	7.0	20	0
					Wells	22	179	8.1	20	0
					Morency	10	87	8.7	16	0
					Armstrong	9	115	12.8	28	0
					Mathis	5	65	13.0	34t	1
					Morgan	4	42	10.5	14	0
					Murphy	2	26	13.0	14	0
					Bruener	2	22	11.0	19	0
					Norris	1	4	4.0	4t	1
					TEXANS	270	2,661	9.9	53t	15
					OPPONENTS	304	3,727	12.3	56t	24

*Sellouts

TEAM STATISTICS

	Texans	Opponents		No.	Yds	Avg	Long	TD
TOTAL FIRST DOWNS	243	348						
Rushing	89	123						
Passing	142	188						
Penalty	12	37						
3rd Down: Made/Att	75/219	75/196						
3rd Down Pct.	34.2%	38.3%						
4th Down: Made/Att	8/17	13/20						
4th Down Pct.	47.1%	65.0%						
TIME OF POSSESSION	28:10	31:50						
TOTAL NET YARDS	4,053	5,824						
Avg. Per Game	253.3	364.0						
Total Plays	954	1,012						
Avg. Per Play	4.2	5.8						
NET YARDS RUSHING	1,816	2,303						
Avg. Per Game	113.5	143.9						
Total Rushes	437	506						
NET YARDS PASSING	2,237	3,521						
Avg. Per Game	139.8	220.1						
Sacked/Yards Lost	68/424	37/206						
Gross Yards	2,661	3,727						
Attempts/Completions	449/270	469/304						
Completion Pct.	60.1%	64.8%						
Had Intercepted	13	7						
PUNTS / AVERAGE	77/38.8	63/40.1						
NET PUNTING AVG.	35.7	34.4						
PENALTIES / YARDS	106/854	105/846						
FUMBLES / BALL LOST	30/11	24/9						
TOUCHDOWNS	26	50						
Rushing	9	21						
Passing	15	24						
Returns	2	5						

SCORE BY PERIODS

	1	2	3	4	OT	Total
TEXANS	40	111	64	45	0	260
OPPONENTS	84	115	83	140	9	431

SCORING	TD	Ru	Pa	Rt	PAT	FG	SAF	TP
Brown	0	0	0	0	24/24	26/34	0	102
Davis	6	2	4	0	0/0	0/0	0	36
Bradford	5	0	5	0	0/0	0/0	1	32
Wells	4	4	0	0	0/0	0/0	0	24
Mathis	3	0	1	2a	0/0	0/0	0	18
Morency	2	2	0	0	0/0	0/0	0	12
Johnson	2	0	2	0	0/0	0/0	0	12
Gaffney	2	0	2	0	0/0	0/0	0	12
Norris	1	0	1	0	0/0	0/0	0	6
Carr	1	1	0	0	0/0	0/0	0	6
TEXANS	26	9	15	2	24/24	26/34	1	260
OPPONENTS	50	21	24	5#	47/47	28/32	0	431

KICKOFF RETURNS	No.	Yds	Avg	Long	TD
Mathis	54	1,542	28.6	99t	2
Morency	20	437	21.9	31	0
Wells	5	106	21.2	40	0
Hollings	2	46	23.0	28	0
Davis	1	29	29.0	29	0
Bruener	1	11	11.0	11	0
Norris	1	2	2.0	2	0
TEXANS	84	2,173	25.9	99t	2
OPPONENTS	55	1,194	21.7	71	0

FIELD GOALS	1-19	20-29	30-39	40-49	50+
Brown	0/0	9/9	12/17	4/6	1/2
TEXANS	0/0	9/9	12/17	4/6	1/2
OPPONENTS	0/0	9/9	11/11	7/10	1/2

a-89-yd. KO return, vs. Ind. (10/24/05); 99-yd. KO return, vs. K.C. (11/20/05); #M. Reagor 39-yd. FUM return, vs. Ind. (10/24/05); E. Warfield 57-yd. INT return, vs. K.C. (11/20/05); A. Thomas 20-yd. INT return, at Bal. (12/4/05); A. Jones 52-yd. PUNT return, at Tenn. (12/11/05); M. Adams 40-yd. INT return, at SF (11/06)

K. Brown: (37G,20G) (34G) (28G,49G,49G) (46G,57N, 21G,44G) () (21G,50G) (38G,21G) (37N) (55N) (40N, 46G,40G) (29G,41B) () (42N,20G) (34B) ()
Opponents: (48G,29G) (47N) () (35N,50G) () (40G) (44G,49N,36G) (52G) (39N) (49N,23G,39G,46G) () (41G,26G,25G) (30G,43G,44G) (39N,43G) (31N) (45G, 22G, 29G, 45G, 22G)

PASSING	Att	Comp	Yds	Cmp%	Yds/Att	TD	TD%	Int	Int%	Long	Sack/Lost	Rating
Carr	423	256	2,488	60.5	5.88	14	3.3	11	2.6	53t	68/424	77.2
Banks	25	14	173	56.0	6.92	1	4.0	2	8.0	31	0/0	57.6
D. Davis	1	0	0	0.0	0.00	0	0.0	0	0.0	0	0/0	39.6
TEXANS	449	270	2,661	60.1	5.93	15	3.3	13	2.9	53t	68/424	76.0
OPPONENTS	469	304	3,727	64.8	7.95	24	5.1	7	1.5	56t	37/206	100.0



2005 FINAL STATISTICS (2-14)

DEFENSIVE STATISTICS

Based on Coaches Film Review

TACKLES	Solo	Asst	Total	Sck-Yrds	QB Press	INT-Yards	Pass Def.	Forced Fumbles	Fumble Recovery
Greenwood, Morlon	87	57	144	2.0-8	6	0-0	4	1	2
Polk, DaShon	75	60	135	3.5-13	6	0-0	1	3	0
Brown, C.C.	61	41	102	0.0-0	1	1-5	4	1	0
Smith, Robaire	60	42	102	1.5-8	10	0-0	3	1	1
Payne, Seth	48	50	98	4.0-18	6	0-0	1	1	0
Robinson, Dunta	69	24	93	1.0-0	1	1-1	21	3	0
Coleman, Marcus	41	25	66	0.0-0	0	1-6	3	0	0
Peek, Antwan	37	20	57	6.0-32	23	0-0	2	2	2
Faggins, Demarcus	37	16	53	0.0-0	0	0-0	14	0	0
Earl, Glenn	26	25	51	0.0-0	3	2-2	7	0	0
Orr, Shantee	34	13	47	7.0-40	14	0-0	1	3	0
Babin, Jason	31	14	45	4.0-27	17	0-0	1	2	0
Walker, Gary	28	17	45	1.0-13	8	0-0	3	2	0
Wong, Kailee	24	21	45	1.0-3	2	0-0	1	0	0
Johnson, Travis	20	24	44	1.0-4	2	0-0	0	0	0
DeLoach, Jerry	12	18	30	1.0-7	0	0-0	0	0	0
Buchanan, Phillip	22	7	29	0.0-0	0	0-0	4	0	0
Simmons, Jason	18	11	29	1.0-6	0	0-0	1	1	1
Ioane, Junior	13	14	27	0.0-0	0	0-0	0	1	0
Evans, Troy	16	10	26	0.0-0	1	1-3	1	0	0
Sanders, Lewis	18	4	22	0.0-0	1	1-29	4	1	0
Malone, Alfred	4	7	11	1.0-2	0	0-0	1	0	0
Anderson, Charlie	6	3	9	1.0-14	1	0-0	1	1	0
Bell, Jason	4	0	4	0.0-0	0	0-0	3	1	0
McKenzie, Chris	3	1	4	1.0-10	0	0-0	1	0	0
Total	794	524	1,318	37.0-205	102	7-46	82	24	6

SPECIAL TEAMS STATISTICS

SPECIAL TEAMS	Solo	Asst	Total	PAT	Blocks Punt	FG	Forced Fumbles	Fumble Recovery
Walker, Ramon	12	6	18	0	1	0	0	1
Anderson, Charlie	11	3	14	0	0	0	0	1
Norris, Moran	7	5	12	0	0	0	1	0
Evans, Troy	8	3	11	0	0	0	0	0
Wells, Jonathan	4	6	10	0	0	0	1	0
Sanders, Lewis	8	2	10	0	0	0	0	0
Orr, Shantee	5	4	9	0	0	0	0	0
Simmons, Jason	6	2	8	0	0	0	0	0
Rivers, Marcellus	7	0	7	0	0	0	0	0
Polk, DaShon	4	1	5	0	0	0	0	0
Chamberlin, Frank	2	3	5	0	0	0	0	0
Bell, Jason	1	3	4	0	0	0	0	0
Pittman, Bryan	3	0	3	0	0	0	0	0
Faggins, Demarcus	2	1	3	0	0	0	0	0
Brown, C.C.	2	1	3	0	0	0	1	0
Anderson, Jason	1	0	1	0	0	0	0	0
Murphy, Matt	1	0	1	0	0	0	0	0
Earl, Glenn	1	0	1	0	0	0	0	0
Bradford, Corey	1	0	1	0	0	0	0	0
Stanley, Chad	1	0	1	0	0	0	0	0
Morency, Vernald	0	0	0	0	0	0	0	1
Total	87	40	127	0	1	0	3	3



2006 FINAL STATISTICS (6-10)

Date	W/L	Score	Opponent	Attendance	RUSHING	No.	Yds	Avg	Long	TD
9/10	L	10-24	Philadelphia	70,180*	Dayne	151	612	4.1	19	5
9/17	L	24-43	at Indianapolis	56,614*	Lundy	124	476	3.8	35	4
9/24	L	15-31	Washington	70,069*	Gado	54	217	4.0	34	1
10/1	W	17-15	Miami	70,071*	Carr	53	195	3.7	16	2
10/15	L	6-34	at Dallas	63,186*	Taylor	28	123	4.4	17	1
10/22	W	27-7	Jacksonville	70,035*	Cook	3	18	6.0	14	0
10/29	L	22-28	at Tennessee	69,143*	Johnson	3	14	4.7	18	0
11/5	L	10-14	at N.Y. Giants	78,485*	Morency	5	13	2.6	12	0
11/12	W	13-10	at Jacksonville	65,918*	Moulds	1	6	6.0	6	0
11/19	L	21-24	Buffalo	70,125*	Rosenfels	4	5	1.3	7	0
11/26	L	11-26	at N.Y. Jets	76,596*	Shepherd	2	5	2.5	6	0
12/3	W	23-14	at Oakland	46,276	Walter	1	3	3.0	3	0
12/10	L	20-26 OT	Tennessee	70,760*	Simmons	1	0	0.0	0	0
12/17	L	7-40	at New England	68,756*	Stanley	1	0	0.0	0	0
12/24	W	27-24	Indianapolis	70,132*	TEXANS	431	1,687	3.9	35	13
12/31	W	14-6	Cleveland	70,097*	OPPONENTS	446	1,956	4.4	397	16

*Sellouts

TEAM STATISTICS

TOTAL FIRST DOWNS

	Texans	Opponents
Rushing	282	312
Passing	106	115
Penalty	156	174
3rd Down: Made / Att.	20	23
3rd Down Pct.	77/198	88/198
4th Down: Made / Att.	38.9	44.4
4th Down Pct.	9/13	5/11
TIME OF POSSESSION	69.2	45.5
TOTAL NET YARDS	29.14	30.46

TOTAL NET YARDS

	Texans	Opponents
Avg. Per Game	4,465	5,400
Total Plays	279.1	337.5
Avg. Per Play	955	979
NET YARDS RUSHING	1,687	1,956
Avg. Per Game	105.4	122.3
Total Rushes	431	446
NET YARDS PASSING	2,778	3,444
Avg. Per Game	173.6	215.3

	Texans	Opponents
Sacked/Yards Lost	43/254	28/191
Gross Yards	3,042	3,635
Attempts/Completions	481/329	505/328
Completion Pct.	68.4%	65.0%
Had Intercepted	13	11

PUNTS/AVERAGE

NET PUNTING AVG.

PENALTIES/YARDS

FUMBLES/BALL LOST

TOUCHDOWNS

Rushing

Passing

Returns

SCORE BY PERIODS

TEXANS

OPPONENTS

SCORING

TD

RU

PA

RT

PAT

SAF

TP

TEXANS

OPPONENTS

KICKOFF RETURNS

No

Yds

Avg

Long

TD

TEXANS

OPPONENTS

FIELD GOALS

K. Brown

TEXANS

OPPONENTS

PASSING

Att

Comp

Yds

Cmp%

Yds/Att

TD

TD%

Int

Int%

Long

Sack/Lost

Rating

TEXANS

OPPONENTS

RECEIVING

Johnson

Moulds

Daniels

Lundy

Cook

Walter

Gado

Dayne

Pufzler

Bruener

Leach

Taylor

Shepherd

Anderson

Morency

Lewis

TEXANS

OPPONENTS

INTERCEPTIONS

Robinson

Faggins

Weaver

McClellan

Ryan

Simmons

Earl

Brown

Greenwood

TEXANS

OPPONENTS

PUNTING

Stanley

TEXANS

OPPONENTS

PUNT RETURNS

Ret

FC

Yds

Yds

Long

TD

TEXANS

OPPONENTS

No

Yds

Avg

Long

TD

TEXANS

OPPONENTS

FIELD GOALS

K. Brown:

(36G, 43N, 50G, 54N, 23G, 24G, 35G)(30G)() (48G, 50N)

(29G) () () (45G, 33G) (41G, 34G) (19G, 31G) (40G, 52N) () (38G)

(49G) (36G)

OPPONENTS:

() (39G) () (29G, 20G) (33G) (39G, 30G) (31G, 29G, 22G)

(23G) (40G, 40G) (29N, 44N, 23G, 20G) (21G, 38N, 32G, 37B, 28G)



2006 FINAL STATISTICS (6-10)

DEFENSIVE STATISTICS

Based on press box stats

TACKLES	Solo	Asst	Total	Sck-Yrds	QB Press	INT-Yards	Pass Def.	Forced Fumbles	Fumble Recovery
D. Ryans	126	30	156	3.5-30.5	9	1 (16)	8	1	1
M. Greenwood	84	26	110	1.0-0	1	1 (0)	4	2	3
D. Robinson	70	13	83	0.0-0	1	2 (9)	14	1	0
C.C. Brown	65	10	75	1.0-10.0	3	1 (0)	7	1	1
G. Earl	57	13	70	2.0-22.0	2	1 (2)	5	1	0
M. Williams	35	12	47	4.5-20.5	5	0-0	4	1	1
J. Simmons	30	8	38	0.0-0	0	1 (11)	2	0	0
L. Sanders	29	8	37	0.0-0	0	0-0	6	0	0
A. Maddox	24	13	37	2.0-9.0	1	0-0	0	0	0
A. Weaver	26	9	35	1.0-3.0	4	1 (21)	7	0	1
D. Faggins	27	3	30	1.0-2.0	1	2 (0)	12	1	2
D. McCleon	21	7	28	0.0-0	0	1 (19)	2	2	1
S. Orr	23	4	27	1.5-7.5	2	0-0	1	0	1
J. Babin	19	6	25	5.0-39.0	7	0-0	0	0	0
N.D. Kalu	16	5	21	2.0-21.0	7	0-0	1	0	0
Th. Johnson	15	4	19	0.0-0	3	0-0	0	0	0
A. Peek	9	5	14	1.0-9.0	2	0-0	0	2	0
S. Payne	10	2	12	1.0-5.0	1	0-0	0	1	0
K. Wong	9	3	12	0.0-0	0	0-0	0	0	0
Tr. Johnson	8	3	11	0.0-0	0	0-0	1	0	0
G. Scott	7	4	11	0.0-0	0	0-0	0	0	0
L. Dalton	8	2	10	1.0-2.0	1	0-0	0	0	0
D. Wynn	4	2	6	0.0-0	0	0-0	0	0	0
C. Anderson	3	2	5	0.0-0	0	0-0	1	0	0
C. Killings	2	3	5	0.0-0	0	0-0	0	0	0
V. Hutchins	2	1	3	0.0-0	0	0-0	0	0	0
P. Buchanan	2	0	2	0.0-0	0	0-0	1	0	0
E. Cochran	2	0	2	0.0-0	0	0-0	0	0	0
A. Malone	1	1	2	0.5-2.5	0	0-0	0	0	0
D. Johnson	1	0	1	0.0-0	0	0-0	0	0	0
D. Polk	1	0	1	0.0-0	0	0-0	0	0	0
T. Evans	0	1	1	0.0-0	0	0-0	0	0	0
Total	736	200	936	28.0-183.0	50	11 (43)	76	13	11

SPECIAL TEAMS STATISTICS

SPECIAL TEAMS	Solo	Asst	Total	PAT	Blocks Punt	FG	Forced Fumbles	Fumble Recovery
T. Evans	11	2	13	0	0	0	0	0
C. Anderson	10	1	11	0	0	0	0	0
D. Polk	6	4	10	0	0	0	0	0
J. Simmons	9	0	9	0	0	0	0	0
K. Walter	8	0	8	0	0	0	0	0
L. Sanders	6	0	6	0	0	0	0	0
S. Orr	5	0	5	0	0	0	0	0
G. Earl	4	1	5	0	0	0	0	0
J. Cook	4	1	5	0	0	0	0	0
C. Taylor	3	0	3	0	0	0	0	0
B. Pittman	2	1	3	0	0	0	0	0
C.C. Brown	2	0	2	0	0	0	0	0
D. Anderson	2	0	2	0	0	0	0	0
D. Wynn	2	0	2	0	0	0	0	0
V. Leach	2	0	2	0	0	0	0	0
A. Peek	2	0	2	0	0	0	0	0
V. Hutchins	2	0	2	0	0	0	0	0
O. Daniels	1	0	1	0	0	0	0	0
D. McCleon	1	0	1	0	0	0	0	0
G. Scott	1	0	1	0	0	0	0	0
O. Daniels	1	0	1	0	0	0	0	0
R. Alexander	1	0	1	0	0	0	0	0
S. Rosenfels	1	0	1	0	0	0	0	0
M. Stone	0	1	1	0	0	0	0	0
J. Babin	0	1	1	0	0	0	0	0
K. Garrett	0	1	1	0	0	0	0	0
S. Payne	0	0	0	1	0	0	0	0
Total	86	13	99	1	0	0	0	0



2007 FINAL STATISTICS (8-8)

Date	W/L	Score	Opponent	Attendance	RUSHING	No.	Yds	Avg	Long	TD
9/9	W	20-3	Kansas City	70,080 *	Dayne	194	773	4.0	39	6
9/16	W	34-21	at Carolina	73,665*	Walker	58	264	4.6	41	1
9/23	L	24-30	Indianapolis	70,765*	Green	70	260	3.7	18	2
9/30	L	16-26	at Atlanta	69,312*	Echemandu	20	85	4.3	20	0
10/7	W	22-19	Miami	70,156*	Schaub	17	52	3.1	12	0
10/14	L	17-37	at Jacksonville	63,715	Rosenfels	21	51	2.4	19	1
10/21	L	36-38	Tennessee	70,734*	Gado	18	46	2.6	7	1
10/28	L	10-35	at San Diego	60,439*	Walter	5	30	6.0	13	0
11/4	W	24-17	at Oakland	49,603	Cook	8	24	3.0	9	0
11/18	W	23-10	New Orleans	70,780*	Leach	2	2	1.0	11	1
11/25	L	17-27	at Cleveland	72,730*	Turk	1	0	0.0	0	0
12/2	L	20-28	at Tennessee	69,143*	Jones	3	-1	-0.3	4	0
12/9	W	28-14	Tampa Bay	70,237*	TEXANS	417	1,586	3.8	41	12
12/13	W	31-13	Denver	70,747*	OPPONENTS	417	1,825	4.4	76	15
12/23	L	15-38	at Indianapolis	57,262*						
12/30	W	42-28	Jacksonville	70,660*						

*Sellouts

TEAM STATISTICS

TOTAL FIRST DOWNS

	Texans	Opponents
Rushing	96	107
Passing	190	197
Penalty	9	21
3rd Down: Made/Att	86/193	83/198
3rd Down Pct.	44.6%	41.9%
4th Down: Made/Att	11/15	8/16
4th Down Pct.	73.3%	50.0%
Possession Avg.	29.41	30.19

TOTAL NET YARDS

	Texans	Opponents
Avg. Per Game	5,337	5,507
Total Plays	333.6	344.2
Avg. Per Play	968	994

NET YARDS RUSHING

	Texans	Opponents
Avg. Per Game	99.1	114.1
Total Rushes	417	417

NET YARDS PASSING

	Texans	Opponents
Avg. Per Game	3,751	3,682
Sacked/Yards Lost	22/174	31/196
Gross Yards	3,925	3,878
Attempts/Completions	529/346	546/361
Completion Pct.	65.4%	66.1%
Had Intercepted	21	11

PUNTS/AVERAGE

	Texans	Opponents
NET PUNTING AVG.	55/41.7	59/43.0

PENALTIES/YARDS

	Texans	Opponents
FUMBLES/BALL LOST	82/636	81/614

TOUCHDOWNS

	Texans	Opponents
Rushing	12	15
Passing	24	25
Returns	7	3

SCORE BY PERIODS

	1	2	3	4	OT	Total
TEXANS	87	92	61	139	0	379
OPPONENTS	81	132	90	81	0	384

SCORING

	TD	Ru	Pa	Rt	PAT	FG	SAF	TP
Brown	0	0	0	0	40/40	25/29	0	115
Johnson	8	0	8	0	0/0	0/0	0	48
Davis	6	0	3	3e,f	0/0	0/0	1	38
Dayne	6	6	0	0	0/0	0/0	0	36
Walter	5	0	4	1b	0/0	0/0	0	30
Daniels	3	0	3	0	0/0	0/0	0	18
Leach	3	1	2	0	0/0	0/0	0	18
Green	2	2	0	0	0/0	0/0	0	12
Dreesen	2	0	2	0	0/0	0/0	0	12
Walker	1	1	0	0	0/0	0/0	1	8
Gado	1	1	0	0	0/0	0/0	1	8
Mathis	1	0	0	1c	0/0	0/0	0	6
Rosenfels	1	1	0	0	0/0	0/0	0	6
Putzier	1	0	1	0	0/0	0/0	0	6
Anderson	1	0	1	0	0/0	0/0	0	6
Williams	1	0	0	1a	0/0	0/0	0	6
Ryans	1	0	0	1d	0/0	0/0	0	6
TEXANS	43	12	24	7	40/40	25/29	3	379
Opponents	43	15	25	3*	42/43	28/33	0	384

a-M. Williams 38-yard FUM ret. vs. KC (9/9); b-K. Walter FUM rec. in end zone at CAR (9/16); c-J. Mathis 84-yard kickoff ret. vs. IND (9/23); d-D. Ryans 26-yard FUM ret. vs. TEN (10/21); 3-A. Davis 97-yard kickoff ret. vs. TB (12/9); f-A. Davis 97-yard kickoff ret. and 104-yard kickoff ret. vs. JAX (12/31); *D. Smith 77-yard FUM ret. at JAX (10/14); *A. Cromartie FUM rec. in end zone, 70-yard INT ret. at SD (10/28)

RECEIVING

	No.	Yds	Avg	Long	TD
Walter	65	800	12.3	46	4
Daniels	63	768	12.2	29	3
Johnson	60	851	14.2	77t	8
Davis	33	583	17.7	53t	3
Leach	25	108	4.3	15	2
Dayne	17	112	6.6	17	0
Jones	15	149	9.9	26	0
Green	14	123	8.8	53	0
Walker	13	81	6.2	9	0
Anderson	12	131	10.9	24	1
Gado	8	59	7.4	20	0
Cook	8	40	5.0	9	0
Putzier	6	39	6.5	11	1
Dreesen	4	55	13.8	28t	2
Echemandu	2	11	5.5	7	0
Mathis	1	15	15.0	15	0

TEXANS

	No.	Yds	Avg	Long	TD
OPPONENTS	361	3,878	10.7	74T	25

INTERCEPTIONS

	No.	Yds	Avg	Long	TD
Bennett	3	47	15.7	33	0
Robinson	2	6	3.0	10	0
Brown	1	9	9.0	9	0
Hutchins	1	8	8.0	8	0
Greenwood	1	3	3.0	3	0
Clark	1	1	1.0	1	0
Ryans	1	1	1.0	1	0
Johnson	1	0	0.0	0	0
TEXANS	11	75	6.8	33	0
OPPONENTS	21	272	13.0	70T	1

PUNTING

	No.	Yds	Avg	Net	TB	In	Lg	B
Turk	55	2,296	41.7	37.9	3	24	59	0
TEXANS	55	2,296	41.7	37.9	3	24	59	0
OPPONENTS	59	2,535	43.0	37.1	3	24	64	0

PUNT RETURNS

	Ret	FC	Yds	Avg	Long	TD
Jones	30	7	286	9.5	74	0
Wynn	2	1	1	0.5	4	0
Anderson	1	0	0	0.0	0	0
TEXANS	33	8	287	8.7	74	0
OPPONENTS	19	17	151	7.9	22	0

KICKOFF RETURNS

	No.	Yds	Avg	Long	TD
Davis	32	968	30.3	104t	3
Wynn	22	523	23.8	39	0
Mathis	11	320	29.1	84t	1
Jones	4	78	19.5	23	0
Cook	2	33	16.5	21	0
Leach	2	26	13.0	14	0
Walter	1	7	7.0	7	0
Boulware	0	6	0	6	0
TEXANS	74	1,961	26.5	104t	4
OPPONENTS	69	1,593	23.1	52	0

FIELD GOALS

	1-19	20-29	30-39	40-49	50+
Brown	1/1	6/7	6/6	7/10	5/5
TEXANS	1/1	6/7	6/6	7/10	5/5
OPPONENTS	0/0	14/14	6/7	6/8	2/4

PASSING

	Att	Comp	Yds	Cmp%	Yds/Att	TD	TD%	Int	Int%	Long	Sack/Lost	Rating
Schaub	289	192	2,241	66.4	7.75	9	3.1	9	3.1	77t	16/ 126	87.2
Rosenfels	240	154	1,684	64.2	7.02	15	6.3	12	5.0	53t	6/ 48	84.8
TEXANS	529	346	3,925	65.4	7.42	24	4.5	21	4.0	77t	22/ 174	86.1
OPPONENTS	546	361	3,878	66.1	7.10	25	4.6	11	2.0	74t	31/ 196	93.6



2007 FINAL STATISTICS (8-8)

DEFENSIVE STATISTICS

Based on press box stats

TACKLES	Solo	Asst	Total	Sck-Yrds	QB Press	INT-Yards	Pass Def.	Forced Fumbles	Fumble Recovery
D. Ryans	98	29	127	2.0 (18.0)	2	1-1	7	1	3
M. Greenwood	90	28	118	1.0 (8.0)	2	1-3	4	1	0
V. Hutchins	77	16	93	0.5 (2.5)	1	1-8	6	0	0
C. Brown	64	19	83	0.0-0	0	1-9	8	2	3
M. Williams	43	16	59	14.0 (82.5)	15	0-0	1	2	1
F. Bennett	49	6	55	0.0-0	1	3-47	14	2	0
W. Demps	38	11	49	0.0-0	1	0-0	5	2	1
D. Faggins	37	6	43	0.0-0	0	0-0	4	1	1
D. Clark	34	9	43	0.0-0	1	1-1	1	0	0
A. Weaver	32	9	41	0.0-0	0	0-0	0	0	0
T. Johnson	27	14	41	0.0-0	0	1-0	5	0	0
D. Robinson	29	5	34	0.0-0	0	2-6	7	0	0
A. Okoye	23	9	32	5.5 (33.5)	8	0-0	0	1	0
E. Cochran	19	6	25	1.0 (6.0)	1	0-0	4	1	1
C. Anderson	15	9	24	2.0 (17.0)	3	0-0	1	0	0
J. Zgonina	10	7	17	0.0-0	1	0-0	0	0	0
A. Maddox	15	1	16	2.0 (14.0)	2	0-0	1	0	0
J. Fletcher	12	1	13	0.0-0	0	0-0	3	1	0
N. Kalu	8	5	13	3.0 (14.5)	7	0-0	1	0	0
M. Boulware	3	2	5	0.0-0	0	0-0	2	0	0
D. Wynn	4	1	5	0.0-0	0	0-0	4	0	0
Z. Diles	5	0	5	0.0-0	0	0-0	0	0	0
S. Orr	2	1	3	0.0-0	0	0-0	0	0	0
S. Barber	1	1	2	0.0-0	0	0-0	0	0	0
T. Bulman	2	0	2	0.0-0	1	0-0	0	0	0
J. Simmons	1	0	1	0.0-0	0	0-0	1	0	0
C. Killings	1	0	1	0.00	0	0-0	0	0	0
Total	739	211	950	31.0-196.0	46	11-75	79	14	10

SPECIAL TEAMS STATISTICS

SPECIAL TEAMS	Solo	Asst	Total	PAT	Blocks Punt	FG	Forced Fumbles	Fumble Recovery
J. Cook	12	1	13	0	0	0	0	0
J. Dreessen	9	1	10	0	0	0	0	0
Z. Diles	8	1	9	0	0	0	0	0
D. Clark	6	2	8	0	0	0	1	0
F. Bennett	5	2	7	0	0	0	0	0
C. Anderson	4	3	7	0	0	0	0	1
M. Boulware	4	2	6	1	0	0	0	0
J. Fletcher	6	0	6	0	0	0	0	0
C. Cox	6	0	6	0	0	0	0	0
S. Orr	4	1	5	0	0	0	0	0
S. Barber	3	1	4	0	0	0	0	0
V. Leach	3	1	4	0	0	0	0	0
D. Faggins	3	0	3	0	0	0	1	0
W. Dempa	3	0	3	0	0	0	0	1
H. Williams	2	0	2	0	0	0	0	0
B. Pittman	2	0	2	0	0	0	0	0
K. Brown	1	0	1	0	0	0	0	0
D. Ryans	1	0	1	0	0	0	1	0
E. Cochran	1	0	1	0	0	0	0	0
D. Anderson	1	0	1	0	0	0	0	0
A. Davis	1	0	1	0	0	0	0	1
C. Brown	0	1	1	0	0	0	0	0
K. Walter	1	0	1	0	0	0	0	1
D. Wynn	1	0	1	0	0	0	0	0
D. Robinson	0	0	0	0	0	1	0	0
Total	87	16	103	1	0	1	3	4



2008 FINAL STATISTICS (8-8)

Date	W/L	Score	Opponent	Attendance	RUSHING	No.	Yds	Avg	Long	TD
9/7	L	17-38	at Pittsburgh	64,001*	Slaton	268	1282	4.8	71	9
9/21	L	12-31	at Tennessee	69,143*	Green	74	294	4.0	14	3
9/28	L	27-30 OT	at Jacksonville	64,061*	Moats	26	94	3.6	12	1
10/5	L	27-31	Indianapolis	70,118*	Schaub	31	68	2.2	10	2
10/12	W	29-28	Miami	70,023*	Taylor	14	37	2.6	17	0
10/19	W	28-21	Detroit	70,081*	Rosenfels	11	37	3.4	15	0
10/26	W	35-6	Cincinnati	70,112*	Walter	3	23	7.7	13	0
11/2	L	21-28	at Minnesota	62,839*	Turk	1	18	18.0	18	0
11/9	L	13-41	Baltimore	70,552*	Leach	1	1	1.0	1	1
11/16	L	27-33	at Indianapolis	66,201*	Sapp	2	-3	-1.5	0	0
11/23	W	16-6	at Cleveland	72,077*	Jones	1	-5	-5.0	-5	0
12/1	W	30-17	Jacksonville	70,809*	TEXANS	432	1,846	4.3	71	16
12/7	W	24-21	at Green Bay	70,245*	OPPONENTS	439	1,962	4.5	41	18
12/14	W	13-12	Tennessee	70,831*	RECEIVING	No.	Yds	Avg	Long	TD
12/21	L	16-27	at Oakland	43,687	Johnson	115	1575	13.7	65	8
12/28	W	31-24	Chicago	70,838*	Daniels	70	862	12.3	35	2
*Sellouts					Walter	60	899	15.0	61	8

TEAM STATISTICS

TOTAL FIRST DOWNS	340	300	Anderson	19	241	12.7	65	2			
Rushing	106	114	Davis	13	213	16.4	49	0			
Passing	210	167	Leach	12	103	8.6	22	0			
Penalty	24	19	Dreesen	11	77	7.0	13	0			
3rd Down: Made/Att	83/197	74/188	Green	11	32	2.9	8	0			
3rd Down Pct.	42.1%	39.4%	Jones	3	81	27.0	45	0			
4th Down: Made/Att	14/23	10/13	Moats	3	14	4.7	5	0			
4th Down Pct.	60.9%	76.9%	TEXANS	367	4,474	12.2	65	21			
POSSESSION AVG.	31:57	28:03	OPPONENTS	294	3,598	12.2	96	24			
TOTAL NET YARDS	6,113	5,385									
Avg. Per Game	382.1	336.6	INTERCEPTIONS	No.	Yds	Avg	Long	TD			
Total Plays	1,019	935	Reeves	4	108	27.0	44	1			
Avg. Per Play	6.0	5.8	Wilson	2	36	18.0	19	0			
NET YARDS RUSHING	1,846	1,962	Bennett	2	26	13.0	23	0			
Avg. Per Game	115.4	122.6	Robinson	2	0	0.0	0	0			
Total Rushes	432	439	Weaver	1	8	8.0	8	0			
NET YARDS PASSING	4,267	3,423	Diles	1	0	0.0	0	0			
Avg. Per Game	266.7	213.9	TEXANS	12	178	14.8	44	1			
Sacked/Yards Lost	32/207	25/175	OPPONENTS	20	221	11.1	99	1			
Gross Yards	4,474	3,598									
Attempts/Completions	555/367	471/294	PUNTING	No.	Yds	Avg	Net	TB	In	Lg	B
Completion Pct.	66.1%	62.4%	Turk	55	2,296	41.7	37.9	3	24	59	0
Had Intercepted	20	12	TEXANS	55	2,296	41.7	37.9	3	24	59	0
PUNTS/AVERAGE	53/42.3	67/44.4	OPPONENTS	59	2,535	43.0	37.1	3	24	64	0
NET PUNTING AVG.	35.2	37.2									
PENALTIES/YARDS	80/664	81/659	PUNT RETURNS	Ret	FC	Yds	Avg	Long	TD		
FUMBLES/BALL LOST	28/12	19/10	Jones	32	17	386	12.1	73	2		
TOUCHDOWNS	40	45	TEXANS	32	17	386	12.1	73	2		
Rushing	16	18	OPPONENTS	21	14	235	11.2	80	1		
Passing	21	24									
Returns	3	3	KICKOFF RETURNS	No	Yds	Avg	Long	TD			

SCORE BY PERIODS

	1	2	3	4	OT	Total
TEXANS	77	109	78	102	0	366
OPPONENTS	84	85	86	136	3	394

SCORING	TD	Ru	Pa	Rt	PAT	FG	SAF	TP
Brown	0	0	0	0	37/37	29/33	0	124
Slaton	10	9	1	0	0/0	0/0	0	60
Johnson	8	0	8	0	0/0	0/0	1	50
Walter	8	0	8	0	0/0	0/0	0	48
Green	3	3	0	0	0/0	0/0	0	18
Schaub	2	2	0	0	0/0	0/0	0	12
Daniels	2	0	2	0	0/0	0/0	0	12
Anderson	2	0	2	0	0/0	0/0	0	12
Jones	2	0	0	2a	0/0	0/0	0	12
Moats	1	1	0	0	0/0	0/0	0	6
Leach	1	1	0	0	0/0	0/0	0	6
Reeves	1	0	0	1b	0/0	0/0	0	6
TEXANS	40	16	21	3	37/37	29/33	1	366
OPPONENTS	45	18	24	3*	43/43	25/29	2	394

a- J. Jones 70-yard punt return vs. MIA (10/12); J. Jones 73-yard punt return vs. CIN (10/26); b- J. Reeves 44-yard INT return at MIN (11/2); *C. Finnegan 99-yard INT return at TEN (9/21); *G. Brackett 68-yard FUM return vs. IND (10/5); *J. Higgins 80-yard punt return at OAK (12/21)

PASSING	Att	Comp	Yds	Cmp%	Yds/Att	TD	TD%	Int	Int%	Long	Sack/Lost	Rating
Schaub	380	251	3,043	66.1	8.01	15	3.9	10	2.6	65	23/149	92.7
Rosenfels	174	116	1,431	66.7	8.22	6	3.4	10	5.7	61	9/58	79.5
Turk	1	0	0	0.0	0.00	0	0.0	0	0.0	---	0/0	39.6
TEXANS	555	367	4,474	66.1	8.06	21	3.8	20	3.6	65	32/207	88.4
OPPONENTS	471	294	3,598	62.4	7.64	24	5.1	12	2.5	96	25/175	92.3



2008 FINAL STATISTICS (8-8)

DEFENSIVE STATISTICS

Based on press box stats

TACKLES	Solo	Asst	Total	Sck-Yrds	QB Press	INT-Yards	Pass Def.	Forced Fumbles	Fumble Recovery
D. Ryans	86	26	112	1.0-9	4	0-0	4	2	3
Z. Diles	47	19	66	1.0-9	2	1-0	2	1	0
E. Wilson	52	11	63	0.0-0	0	2-36	7	0	0
M. Williams	44	9	53	12.0-82	25	0-0	0	4	0
N. Ferguson	42	10	52	0.0-0	1	0-0	2	1	1
J. Reeves	47	3	50	0.0-0	0	4-108	19	1	0
A. Weaver	28	17	45	0.0-0	0	1-8	1	0	0
M. Greenwood	31	12	43	0.0-0	0	0-0	1	0	0
F. Bennett	33	8	41	0.0-0	0	2-26	6	2	0
D. Robinson	35	3	38	0.0-0	1	2-0	6	0	0
X. Adibi	26	8	34	0.0-0	1	0-0	0	0	1
K. Bentley	22	12	34	1.0-15	1	0-0	1	0	1
W. Demps	20	10	30	0.0-0	0	0-0	0	0	0
B. Harrison	21	9	30	0.0-0	1	0-0	1	0	0
T. Johnson	24	5	29	1.0-3	5	0-0	2	1	0
De. Robinson	19	8	27	0.0-0	0	0-0	0	1	0
A. Okoye	15	9	24	1.0-13	3	0-0	2	1	1
D. Faggins	16	3	19	0.0-0	0	0-0	2	0	0
J. Zgonina	13	6	19	0.0-0	1	0-0	0	0	1
T. Bulman	10	7	17	4.0-14	9	0-0	0	0	1
E. Cochran	13	4	17	2.0-21	3	0-0	1	0	0
CC. Brown	12	3	15	0.0-0	0	0-0	1	0	0
D. Barber	4	1	5	1.0-9	1	0-0	1	0	0
C. Thompson	4	1	5	1.0-0	4	0-0	1	0	0
F. Okam	2	2	4	0.0-0	0	0-0	0	0	0
N. Kalu	2	2	4	0.0-0	0	0-0	0	0	0
J. Nading	3	1	4	0.0-0	0	0-0	0	0	0
TEAM	3	0	3	0.0-0	0	0-0	0	0	0
A. Molden	1	0	1	0.0-0	0	0-0	0	0	0
Total	675	209	884	25.0-175	62	12-178	60	14	9

SPECIAL TEAMS STATISTICS

SPECIAL TEAMS	Solo	Asst	Total	PAT	Blocks Punt	FG	Forced Fumbles	Fumble Recovery
K. Bentley	16	7	23	0	0	0	0	0
A. Molden	16	3	19	0	0	0	0	1
D. Barber	8	2	10	0	0	0	0	0
D. Faggins	7	2	9	0	0	0	0	0
J. Dreesen	6	2	8	0	0	0	0	0
C. Thompson	4	4	8	0	0	0	0	0
N. Ferguson	6	1	7	0	0	0	0	0
C. Sapp	5	0	5	0	0	0	0	0
V. Leach	4	0	4	0	0	0	0	0
J. Reeves	2	1	3	0	0	0	0	1
B. Harrison	3	0	3	0	0	0	0	0
A. Davis	3	0	3	0	0	0	0	0
W. Demps	0	2	2	0	0	0	0	0
R. Moats	1	2	3	0	0	0	1	0
J. Nading	1	1	2	0	0	0	0	0
M. Greenwood	0	2	2	0	0	0	0	0
C. Taylor	1	0	1	0	0	0	0	0
F. Bennett	2	0	2	0	0	0	0	0
T. Bulman	1	0	1	0	0	0	0	0
K. Brown	1	0	1	0	0	0	0	1
X. Adibi	1	0	1	0	0	0	0	0
D. Anderson	0	1	1	0	0	0	0	0
B. Pittman	0	1	1	0	0	0	0	0
TEAM	1	0	1	0	0	0	0	0
J. Jones	0	0	0	0	0	0	1	1
Total	89	31	120	0	0	0	2	4



2009 FINAL STATISTICS (9-7)

Date	W/L	Score	Opponent	Attendance
9/13	L	7-24	N.Y. Jets	70,118*
9/20	W	34-31	at Tennessee	69,143*
9/27	L	24-31	Jacksonville	70,083*
10/4	W	29-6	Oakland	70,291*
10/11	L	21-28	at Arizona	61,819
10/18	W	28-17	at Cincinnati	64,019*
10/25	W	24-21	San Francisco	70,820*
11/1	W	31-10	at Buffalo	69,790
11/8	L	17-20	at Indianapolis	66,033*
11/23	L	17-20	Tennessee	71,153*
11/29	L	27-35	Indianapolis	70,990*
12/6	L	18-23	at Jacksonville	42,079
12/13	W	34-7	Seattle	70,380*
12/20	W	16-13	at St. Louis	46,256
12/27	W	27-20	at Miami	65,847
1/3/10	W	34-27	New England	71,029*

* Sellouts

TEAM STATISTICS

	Texans	Opponents
TOTAL FIRST DOWNS	340	300
Rushing	93	91
Passing	231	175
Penalty	16	34
3rd Down: Made/Att	82/204	79/201
3rd Down Pct.	40.2%	39.3%
4th Down: Made/Att	8/12	9/21
4th Down Pct.	66.7%	42.9%
POSSESSION AVG.	31:54	28:06
TOTAL NET YARDS	6,129	5,198
Avg. Per Game	383.1	324.9
Total Plays	1,043	974
Avg. Per Play	5.9	5.3
NET YARDS RUSHING	1,475	1,711
Avg. Per Game	92.2	106.9
Total Rushes	425	396
NET YARDS PASSING	4,654	3,487
Avg. Per Game	290.9	217.9
Sacked/Yards Lost	25/149	30/187
Gross Yards	4,803	3,674
Attempts/Completions	593/399	548/344
Completion Pct.	67.3%	62.8%
Had Intercepted	17	14
PUNTS/AVERAGE	67/42.8	76/46.8
NET PUNTING AVG.	39.4	40.4
PENALTIES/YARDS	95/833	92/728
FUMBLES/BALL LOST	21/11	27/13
TOUCHDOWNS	46	39
Rushing	13	17
Passing	29	19
Returns	4	3

SCORE BY PERIODS

	1	2	3	4	OT	Total
TEXANS	89	131	75	93	0	388
Opponents	57	135	58	83	0	333

SCORING

	TD	Ru	Pa	Rt	PAT	FG	SAF	TP
K. Brown	0	0	0	0	43/44	21/32	0	106
A. Johnson	9	0	9	0	0/0	0/0	1	56
J. Jones-b	7	0	6	1	0/0	0/0	0	42
S. Slaton	7	3	4	0	0/0	0/0	0	42
R. Moats	5	4	1	0	0/0	0/0	0	30
O. Daniels	5	0	5	0	0/0	0/0	0	30
C. Brown	3	3	0	0	0/0	0/0	0	18
A. Foster	3	3	0	0	0/0	0/0	0	18
K. Walter	2	0	2	0	0/0	0/0	0	12
B. Pollard - c	2	0	0	2	0/0	0/0	0	12
J. Dreessen	1	0	1	0	0/0	0/0	0	6
V. Leach	1	0	1	0	0/0	0/0	0	6
D. Barber - a	1	0	0	1	0/0	0/0	0	6
Z. Diles	0	0	0	0	0/0	0/0	0	2
B. Cushing	0	0	0	0	0/0	0/0	0	2
TEXANS	46	13	29	4	43/44	21/32	1	388
OPPONENTS	39	17	19	*3	39/39	20/23	0	333

2-Pt. Conversions: TEXANS 1/2, Opponents 0/0
a-48-yard fumble returned for touchdown (NYJ); b-95-yard punt return for touchdown (OAK); c-70-yard interception return for touchdown (SEA)
fumble recovery in end zone (NE); * - D. Rodgers-Cromartie 49-yard INT return for touchdown (ARZ); * - C. Session 27-yard INT return for touchdown (IND); * - D. Butler 91-yard INT return for touchdown (NE)

	Att	Comp	Yds	Cmp%	Yds/Att	TD	TD%	Int	Int%	Long	Sack/Lost	Rating
PASSING												
M. Schaub	583	396	4,770	67.9%	8.2	29	5.0%	15	2.6%	72t	25/149	98.6
R. Grossman	9	3	33	33.3%	3.7	0	0.0%	1	11.1%	21	0/0	5.6
C. Brown	1	0	0	0.0%	0.0	0	0.0%	1	100.0%	0	0/0	0.0
TEXANS	593	399	4,803	67.3%	8.1	29	4.9%	17	2.9%	72t	25/149	96.3
Opponents	548	344	3,674	62.8%	6.7	19	3.5%	14	2.6%	69t	30/187	83.2

	No.	Yds	Avg	Long	TD
RUSHING					
S. Slaton	131	437	3.3	32t	3
R. Moats	101	390	3.9	17	4
C. Brown	79	267	3.4	13	3
A. Foster	54	257	4.8	24	3
M. Schaub	48	57	1.2	19	0
K. Walter	4	26	6.5	13	0
J. Jones	3	22	7.3	17	0
A. Johnson	2	10	5.0	7	0
R. Grossman	3	9	3.0	8	0
TEXANS	425	1,475	3.5	32t	13
OPPONENTS	396	1,711	4.3	91t	17

	No.	Yds	Avg	Long	TD
RECEIVING					
A. Johnson	101	1,569	15.5	72t	9
K. Walter	53	611	11.5	41	2
S. Slaton	44	417	9.5	38t	4
O. Daniels	40	519	13.0	44	5
D. Anderson	38	370	9.7	27	0
J. Jones	27	437	16.2	45	6
J. Dreessen	26	320	12.3	25t	1
V. Leach	20	155	7.8	26	1
C. Brown	16	74	4.6	12	0
R. Moats	13	106	8.2	20	1
A. Foster	8	93	11.6	20	0
J. Casey	6	64	10.7	32	0
A. Davis	6	59	9.8	21	0
A. Hill	1	9	9.0	9	0
TEXANS	399	4,803	12.0	72t	29
OPPONENTS	344	3,674	10.7	69t	19

	No.	Yds	Avg	Long	TD
INTERCEPTIONS					
B. Pollard	4	121	30.3	70t	1
B. Cushing	4	26	6.5	20	0
E. Wilson	2	29	14.5	16	0
J. Reeves	1	19	19.0	19	0
J. Busing	1	14	14.0	14	0
D. Barber	1	3	3.0	3	0
B. McCain	1	0	0.0	0	0
TEXANS	14	212	15.1	70t	1
OPPONENTS	17	294	17.3	91t	3

	No.	Yds	Avg	Net	TB	In	Lg	B
PUNTING								
M. Turk	67	2,866	42.8	39.4	6	24	62	0
TEXANS	67	2,866	42.8	39.4	6	24	62	0
OPPONENTS	76	3,557	46.8	40.4	2	27	67	0

	Ret	FC	Yds	Avg	Long	TD
PUNT RETURNS						
J. Jones	39	14	426	10.9	62	0
G. Martinez	6	1	23	3.8	11	0
TEXANS	45	15	449	10.0	62	0
OPPONENTS	24	24	104	4.3	18	0

	No.	Yds	Avg	Long	TD
KICKOFF RETURNS					
A. Davis	33	782	23.7	63	0
J. Jones	24	638	26.6	95t	1
V. Leach	2	23	11.5	15	0
G. Martinez	1	6	6.0	6	0
J. Busing	1	0	0.0	0	0
D. Robinson	1	0	0.0	0	0
J. Casey	1	0	0.0	0	0
K. Walter	1	0	0.0	0	0
TEXANS	64	1,449	22.6	95t	1
OPPONENTS	71	1,597	22.5	71	0

	1-19	20-29	30-39	40-49	50+
FIELD GOALS					
K. Brown	0/0	11/13	6/9	2/6	2/4
TEXANS	0/0	11/13	6/9	2/6	2/4
OPPONENTS	0/0	5/5	4/5	4/5	7/8

K. Brown: (1; (38G, 23G); (27G); (26G, 34G, 33WL); (35B); (28B); (50G); (42G, 22G, 26G); (56G, 42WL); (49WR, 26G, 49WL); (35G, 33G); (32G); (29G, 26B, 48 WR, 31G); (27G, 25G, 52RU, 28G); (49G, 22G); (56WR, 38WR).
Opponents: (24G); (40G); (52G); (46, 33); (1; (50); (1; (21G); (22G, 37G); (50G, 49WL, 53G); (32WR); (51G, 46G, 24G); (1; (33G, 52G); 27G, 54WR, 38G); (51G, 43G)



2009 FINAL STATISTICS (9-7)

DEFENSIVE STATISTICS

Based on press box stats

TACKLES	Solo	Asst	Total	Sck-Yrds	Tackles For Loss	QB Hits	INT-Yards	Pass Def.	Forced Fumbles	Fumble Recovery
B.Cushing	86	47	133	4.0-31	13	13	4-26	10	2	0
D.Ryans	93	30	123	1.0-7	14	5	0-0	2	1	1
B.Pollard	82	20	102	1.5-10	4	2	4-121	7	1	3
G.Quin	54	10	64	0.0-0	3	0	0-0	11	0	0
Z.Diles	45	16	61	0.0-0	7	1	0-0	1	2	1
Du.Robinson	42	7	49	0.0-0	6	0	0-0	5	0	0
M.Williams	38	5	43	9.0-52	13	20	0-0	3	2	1
A.Okoye	26	12	38	1.5-8	6	6	0-0	3	0	0
A.Smith	26	8	34	4.5-26	6	18	0-0	1	2	2
E.Wilson	23	6	29	0.0-0	0	0	2-29	3	1	0
J.Zgonina	23	5	28	2.5-11	3	3	0-0	0	0	1
J.Reeves	23	5	28	0.0-0	0	0	1-19	7	0	0
D.Barber	21	4	25	0.0-0	0	1	1-3	4	0	1
S.Cody	12	9	21	0.5-1	1	2	0-0	1	0	0
J.Busing	19	1	20	0.0-0	0	1	1-140	3	0	0
De.Robinson	16	4	20	0.0-0	0	0	0-0	4	1	0
T.Bulman	12	6	18	0.0-0	1	3	0-0	1	0	0
C.Barwin	11	5	16	4.5-43	4	7	0-0	3	0	1
F.Bennett	12	3	15	0.0-0	0	0	0-0	1	0	0
B.McCain	11	0	11	0.0-0	0	0	1-0	3	0	0
A.Johnson	4	0	4	0.0-0	0	0	0-0	0	0	1
D.Anderson	3	0	3	0.0-0	0	0	0-0	0	0	0
N.Ferguson	2	1	3	0.0-0	0	0	0-0	1	0	0
X.Adibi	2	1	3	0.0-0	0	1	0-0	0	0	0
B.Russell	1	2	3	0.0-0	0	0	0-0	0	0	0
T.Jamison	2	0	2	0.0-0	0	0	0-0	0	0	0
J.Jones	2	0	2	0.0-0	0	0	0-0	0	0	1
K.Bentley	1	0	1	0.0-0	0	0	0-0	0	0	0
J.Casey	1	0	1	0.0-0	1	0	0-0	0	0	0
J.Dreessen	1	0	1	0.0-0	0	0	0-0	0	0	0
C.Pitts	1	0	1	0.0-0	0	0	0-0	0	0	0
K.Studdard	1	0	1	0.0-0	0	0	0-0	0	0	0
C.Myers	1	0	1	0.0-0	0	0	0-0	0	0	0
E.Winston	1	0	1	0.0-0	0	0	0-0	0	0	0
C.White	1	0	1	0.0-0	0	0	0-0	0	0	0
O.Daniels	1	0	1	0.0-0	0	0	0-0	0	0	0
K.Walter	1	0	1	0.0-0	0	0	0-0	0	0	0
M.Schaub	1	0	1	0.0-0	0	0	0-0	0	0	1
R.Grossman	0	0	0	0.0-0	0	0	0-0	0	0	1
V.Leach	0	0	0	0.0-0	0	0	0-0	0	0	1
TEAM	0	0	0	1.0-3	0	0	0-0	0	0	0
Total	702	207	909	30.0-91	82	83	14-212	74	12	16

SPECIAL TEAMS STATISTICS

SPECIAL TEAMS	Solo	Asst	Total	PAT	Blocks Punt	FG	Forced Fumbles	Fumble Recovery
K.Bentley	9	11	20	0	0	0	0	0
A.Davis	11	1	12	0	0	0	0	2
J.Busing	7	5	12	0	0	0	0	0
G.Martinez	6	3	9	0	0	0	0	0
D.Barber	7	1	8	0	0	0	0	1
X.Adibi	7	1	8	0	0	0	1	0
R.Moats	6	0	6	0	0	0	0	0
N.Ferguson	6	1	7	0	0	0	0	0
J.Dreessen	4	2	6	0	0	0	0	0
C.Thompson	3	2	5	0	0	0	0	0
J.Casey	4	1	5	0	0	0	0	0
G.Quin	2	2	4	0	0	0	0	0
F.Bennett	3	0	3	0	0	0	0	1
C.Barwin	2	1	3	0	0	0	0	0
B.McCain	3	1	4	0	0	0	0	0
J.Reeves	2	1	3	0	0	0	0	0
A.Molden	1	1	2	0	0	0	0	0
A.Foster	1	1	2	0	0	0	0	0
D.Brown	1	0	1	0	0	0	0	0
B.Russell	1	0	1	0	0	0	0	0
K.Brown	1	0	1	0	0	0	0	0
Z.Diles	0	1	1	0	0	0	0	0
Total	87	36	123	0	0	0	1	4
Opponent	71	23	94	0	0	3	0	3



2010 FINAL STATISTICS (6-10)

Date	W/L	Score	Opponent	Attendance	RUSHING	No.	Yds	Avg	Long	TD
9/12	W	34-24	Indianapolis	70,974*	A.Foster	327	1,616	4.9	741	16
9/19	W OT	30-27	at Washington	88,240*	D.Ward	50	315	6.3	381	4
9/26	L	13-27	Dallas	71,456*	S.Slaton	19	93	4.9	23	0
10/3	W	31-24	at Oakland	32,218	M.Schaub	22	28	1.3	8	0
10/10	L	10-34	N.Y. Giants	71,110*	A.Johnson	2	10	5.0	7	0
10/17	W	35-31	Kansas City	70,926*	J.Jones	2	7	3.5	10	0
11/1	L	17-30	at Indianapolis	66,363*	M.Turk	1	-27	-27.0	-27	0
11/7	L	23-29	San Diego	70,886*	TEXANS	423	2,042	4.8	741	20
11/14	L	24-31	at Jacksonville	62,340	Opponents	433	1,751	4.0	42	16
11/21	L	27-30	at N.Y. Jets	78,843*						
11/28	W	20-0	Tennessee	70,855*	RECEIVING	No.	Yds	Avg	Long	TD
12/2	L	24-34	at Philadelphia	69,144*	A.Johnson	86	1,216	14.1	60	8
12/13	LOT	28-34	Baltimore	71,413*	A.Foster	66	604	9.2	50	2
12/19	L	17-31	at Tennessee	69,143*	K.Walter	51	621	12.2	35	5
12/26	L	23-24	at Denver	73,691*	J.Jones	51	562	11.0	47	3
1/2/11	W	34-17	Jacksonville	71,023*	O.Daniels	38	471	12.4	31	2

*Sellouts

TEAM STATISTICS

	Texans	Opponents
TOTAL FIRST DOWNS	360	352
Rushing	118	113
Passing	222	211
Penalty	20	28
3RD DOWN: MADE/ATT	79/192	77/195
3rd Down Pct.	41.1%	39.5%
4TH DOWN: MADE/ATT	9/19	11/13
4th Down Pct.	47.4%	84.6%
POSSESSION AVG.	29:06	30:54
TOTAL NET YARDS	6,186	6,031
Avg. Per Game	386.6	376.9
Total Plays	1,029	1,010
Avg. Per Play	6.0	6.0
NET YARDS RUSHING	2,042	1,751
Avg. Per Game	127.6	109.4
Total Rushes	423	433
NET YARDS PASSING	4,144	4,280
Avg. Per Game	259.0	267.5
Sacked/Yards Lost	32/226	30/219
Gross Yards	4,370	4,499
Attempts/Completions	574/365	547/354
Completion Pct.	63.6%	64.7%
Had Intercepted	12	13
PUNTS/AVERAGE	63/42.1	67/43.7
NET PUNTING AVG.	36.8	38.1
PENALTIES/YARDS	90/690	105/851
FUMBLES/BALL LOST	15/6	16/5
TOUCHDOWNS	44	52
Rushing	20	16
Passing	24	33
Returns	0	3

SCORE BY PERIODS

	1	2	3	4	OT	Total
TEXANS	53	98	108	128	3	390
Opponents	96	139	75	111	6	427

SCORING	TD	Ru	Pa	Rt	PAT	FG	SAF	TP
N.Rackers	0	0	0	0	43/43	27/30	0	124
A.Foster	18	16	2	0	0/0	0/0	0	108
A.Johnson	8	0	8	0	0/0	0/0	0	48
K.Walter	5	0	5	0	0/0	0/0	0	30
D.Ward	4	4	0	0	0/0	0/0	0	24
J.Dreessen	4	0	4	0	0/0	0/0	0	24
J.Jones	3	0	3	0	0/0	0/0	0	20
O.Daniels	2	0	2	0	0/0	0/0	0	12

TEXANS	44	20	24	0	43/43	27/30	0	390
Opponents	52	16	33	3	50/50	21/27	0	427

2-Pt. Conversions: TEXANS 1/1, Opponents: 1/1

Sacks: M.Williams 8.5, M.Anderson 4.0, A.Smith 4.0, A.Okoye 3.0, B.Pollard 2.5, B.Cushing 1.5, T.Jamison 1.0, D.Lewis 1.0, E.Mitchell 1.0, T.Nolan 1.0, D.Ryans 1.0, D.Sharpton 1.0, J.Nading 0.5. **TEXANS: 30.0, Opponents: 32.0**

Fumbles/Lost: M.Schaub 9/3, A.Foster 3/2, J.Dreessen 1/1, A. Johnson 1/0, J.Jones 1/0. **TEXANS: 15/6, Opponents: 16/5.**

Fumble Recoveries: G.Quin 2, K.Bentley 1, T.Nolan 1, A.Okoye 1. **Total: 5.**

	No.	Yds	Avg	Long	TD
RECEIVING					
A.Johnson	86	1,216	14.1	60	8
A.Foster	66	604	9.2	50	2
K.Walter	51	621	12.2	35	5
J.Jones	51	562	11.0	47	3
O.Daniels	38	471	12.4	31	2
J.Dreessen	36	518	14.4	431	4
D.Anderson	11	117	10.6	35	0
J.Casey	8	98	12.3	33	0
V.Leach	8	91	11.4	21	0
D.Ward	7	61	8.7	12	0
S.Slaton	3	11	3.7	12	0
D.Dickerson	0	0	0	0	0
TEXANS	365	4,370	12.0	60	24
Opponents	354	4,499	12.7	731	33

	No.	Yds	Avg	Long	TD
INTERCEPTIONS					
T.Nolan	3	35	11.7	20	0
G.Quin	3	12	4.0	10	0
J.Allen	3	1	0.3	1	0
K.Jackson	2	23	11.5	23	0
K.Bentley	1	18	18.0	18	0
S.McManis	1	1	1.0	1	0
TEXANS	13	90	6.9	23	0
Opponents	12	107	8.9	251	2

	No.	Yds	Avg	Net	TB	In	Lg	B
PUNTING								
M.Turk	63	2,650	42.1	36.8	5	19	60	0
TEXANS	63	2,650	42.1	36.8	5	19	60	0
Opponents	67	2,930	43.7	38.1	7	31	59	0

	Ret	FC	Yds	Avg	Long	TD
PUNT RETURNS						
J.Jones	29	15	204	7.0	39	0
D.Anderson	4	1	26	6.5	17	0
B.Pollard	1	0	5	5.0	5	0
A.Molden	1	0	0	0.0	0	0
TEXANS	35	16	235	6.7	39	0
Opponents	29	14	233	8.0	30	0

	No	Yds	Avg	Long	TD
KICKOFF RETURNS					
S.Slaton	39	767	19.7	50	0
J.Jones	23	494	21.5	35	0
V.Leach	3	40	13.3	26	0
S.McManis	1	25	25.0	25	0
E.Mitchell	1	0	0.0	0	0
TEXANS	67	1,326	19.8	50	0
Opponents	72	1,741	24.2	1031	1

	1-19	20-29	30-39	40-49	50+
FIELD GOALS					
N.Rackers	0/0	8/8	11/11	5/7	3/4
TEXANS	0/0	8/8	11/11	5/7	3/4
Opponents	0/0	6/7	9/10	6/8	0/2

N.Rackers: (30G, 49G); (47WR, 47G, 43G, 35G); (24G, 30G); (46RU, 35G); (38G); (I); (53G); (27G, 21G, 25G); (24G); (38G, 22G); (35G, 33G); (48G); (52SH, 24G, 42G); (37G); (34G, 54G, 57G); (26G, 33G).

Opponents: (20G); (41G, 27G, 29B, 52WR); (49G, 40G); (39); (45G, 42G); (24G); (48G, 23G, 36G); (I); (38G, 39WR, 43WL); (37G, 33G, 53SH, 30G); (I); (36G, 22G); (I); (30G); (27G); 39G, 46WL).

PASSING	Att	Comp	Yds	Cmp%	Yds/Att	TD	TD%	Int	Int%	Long	Sack/Lost	Rating
M.Schaub	574	365	4,370	63.6%	7.61	24	4.2%	12	2.1%	60	32/226	92.0
TEXANS	574	365	4,370	63.6%	7.61	24	4.2%	12	2.1%	60	32/226	92.0
Opponents	547	354	4,499	64.7%	8.22	33	6.0%	13	2.4%	731	30/219	100.5



2010 FINAL STATISTICS (6-10)

DEFENSIVE STATISTICS

TACKLES	Solo	Asst	Total	Sck-Yrds	Tackles For Loss	QB Press	INT-Yards	Pass Def.	Forced Fumbles	Fumble Recovery
B.Pollard	82	30	112	2.5-14	4	4	0-0	5	4	0
G.Quin	71	14	85	0.0-0	3	1	3-12	14	1	2
Z.Diles	58	23	81	0.0-0	4	2	0-0	0	0	0
B.Cushing	53	23	76	1.5-12	8	12	0-0	4	1	0
K.Jackson	57	13	70	0.0-0	1	0	2-23	10	0	0
E.Wilson	41	15	56	0.0-0	0	0	0-0	3	0	0
D.Ryans	32	22	54	1.0-10	2	2	0-0	2	0	0
K.Bentley	32	19	51	0.0-0	3	2	1-18	1	0	1
A.Okoye	27	17	44	3.0-27	7	11	0-0	0	0	1
S.Cody	21	17	38	0.0-0	3	2	0-0	0	0	0
A.Smith	23	15	38	4.0-28	6	17	0-0	2	1	0
T.Nolan	27	9	36	1.0-8	1	2	3-35	5	0	1
M.Williams	22	6	28	8.5-54.5	10	19	0-0	2	1	0
E.Mitchell	18	10	28	1.0-8	3	1	0-0	0	0	0
J.Allen	22	1	23	0.0-0	0	0	3-1	4	0	0
B.McCain	17	5	22	0.0-0	0	0	0-0	2	0	0
M.Anderson	16	5	21	4.0-36	6	8	0-0	2	0	0
D.Sharpton	13	8	21	1.0-9	3	1	0-0	0	0	0
X.Adibi	13	5	18	0.0-0	2	0	0-0	0	1	0
D.Lewis	13	4	17	1.0-6	1	1	0-0	1	0	0
T.Jamison	12	3	15	1.0-3	2	1	0-0	0	0	0
J.Nading	4	5	9	0.5-3.5	0	1	0-0	1	0	0
D. Nixon	6	0	6	0.0-0	0	0	0-0	0	0	0
A.Ogunleye	1	1	2	0.0-0	0	1	0-0	0	0	0
S.McManis	1	1	2	0.0-0	0	0	1-1	1	0	0
M.Schaub	1	0	1	0.0-0	0	0	0-0	0	0	1
D.Barber	1	0	1	0.0-0	0	0	0-0	0	0	0
A. Foster	0	0	0	0.0-0	0	0	0-0	0	1	1
D.Anderson	0	0	0	0.0-0	0	0	0-0	0	1	1
TEXANS	684	271	955	30.0-219	69	88	13-90	59	11	8
Opponent Totals	726	236	962	32.0-226	73	71	12-107	71	13	12

MISCELLANEOUS TACKLES: S. Slaton 2, A. Johnson 2, J. Dreessen 2, C. Myers 2, K. Walter 2, TEAM 2, M. Schaub 1, W. Smith 1, D. Anderson 1, D. Brown 1, O. Daniels 1.

MISCELLANEOUS FUMBLE RECOVERIES: E. Winston 2, R. Butler 1, A. Johnson 1, J. Jones 1, M. Schaub 1, W. Smith 1, D. Ward 1.

SPECIAL TEAMS STATISTICS

	Solo	Asst	Total	PAT	Blocks Punt	FG	Forced Fumble	Fumble Recovery
J.Casey	10	7	17	0	0	0	0	0
D.Sharpton	10	3	13	0	0	0	0	0
T.Nolan	10	3	13	0	0	0	0	0
S.McManis	8	3	11	0	0	0	0	0
N.Rackers	4	4	8	0	0	0	0	0
V.Leach	6	2	8	0	0	0	0	0
J.Dreessen	7	0	7	0	0	0	0	0
A.Molden	5	1	6	0	0	0	0	0
D.Barber	4	1	5	0	0	0	0	0
J.Allen	2	2	4	0	0	0	0	0
D.Anderson	4	0	4	0	0	0	1	0
S. Kegl	3	1	4	0	0	0	0	0
K.Bentley	3	1	4	0	0	0	0	0
X.Adibi	3	1	4	0	0	0	1	0
D.Nixon	2	2	4	0	0	0	0	0
B.McCain	3	0	3	0	0	0	0	0
J.Weeks	1	2	3	0	0	0	0	0
K.Paymah	2	0	2	0	0	0	0	0
G.Graham	2	0	2	0	0	0	0	0
J.Nading	1	0	1	0	0	0	0	0
J.Wall	1	0	1	0	0	0	0	0
Z.Diles	1	0	1	0	0	0	0	0
M.Turk	0	1	1	0	0	0	0	0
B.Pollard	0	0	0	0	0	1	0	0
TEXANS	93	34	127	0	0	1	2	0
Opponents	94	39	133	0	0	0	0	3



2011 FINAL STATISTICS (10-6)

Date	W/L	Score	Opponent	Attendance	RUSHING	No.	Yds	Avg	Long	TD
9/11	W	34-7	Indianapolis	71,444	A.Foster	278	1,224	4.4	43	10
9/18	W	23-13	at Miami	51,032	B.Tate	175	942	5.4	56	4
9/25	L	33-40	at New Orleans	73,002	D.Ward	45	154	3.4	15	2
10/2	W	17-10	Pittsburgh	71,585	T.Yates	14	57	4.1	17	0
10/9	L	20-25	Oakland	71,420	S.Slaton	7	20	2.9	13	0
10/16	L	14-29	at Baltimore	71,154	J.Jones	4	17	4.3	15	0
10/23	W	41-7	at Tennessee	69,143	J.Casey	1	11	11.0	11	0
10/30	W	24-14	Jacksonville	71,412	M.Schaub	15	9	0.6	3	2
11/6	W	30-12	Cleveland	71,511	A.Johnson	1	8	8.0	8	0
11/13	W	37-9	at Tampa Bay	56,037	C.Ogbonnaya	3	6	2.0	4	0
11/27	W	20-13	at Jacksonville	62,004	B.Johnson	1	1	1.0	1	0
12/4	W	17-10	Atlanta	71,545	L.Vickers	1	0	0.0	0	0
12/11	W	20-19	at Cincinnati	40,202	J.Delhomme	0	0	0.0	0	0
12/18	L	13-28	Carolina	71,540	M.Leinart	1	-1	-1.0	-1	0
12/22	L	16-19	at Indianapolis	64,159	TEXANS	546	2,448	4.5	56	18
1/1/12	L	22-23	Tennessee	71,512	Opponents	378	1,536	4.1	42	8

TEAM STATISTICS		Texans	Opponents	RECEIVING			No.	Yds	Avg	Long	TD			
TOTAL FIRST DOWNS		321	270	O.Daniels			54	677	12.5	34	3			
Rushing		131	73	A.Foster			53	617	11.6	78	2			
Passing		176	166	K.Walter			39	474	12.2	41	3			
Penalty		14	31	A.Johnson			33	492	14.9	50	2			
3rd Down: Made/Att		93/224	76/212	J.Jones			31	512	16.5	80	2			
3rd Down Pct.		41.5%	35.8%	J.Dreessen			28	353	12.6	56	6			
4th Down: Made/Att		3/11	6/13	J.Casey			18	260	14.4	62	1			
4th Down Pct.		27.3%	46.2%	B.Tate			13	98	7.5	14	0			
POSSESSION AVG.		32:41	27:20	B.Johnson			6	90	15.0	40	1			
TOTAL NET YARDS		5,954	4,571	D.Mason			6	55	9.2	16	0			
Avg. Per Game		372.1	285.7	L.Vickers			4	29	7.3	17	0			
Total Plays		1,046	960	G.Graham			1	24	24.0	24	0			
Avg. Per Play		5.7	4.8	D.Anderson			1	9	9.0	9	0			
NET YARDS RUSHING		2,448	1,536	S.Slaton			1	6	6.0	6	0			
Avg. Per Game		153.0	96.0	TEXANS			288	3,696	12.8	80	20			
Total Rushes		546	378	Opponents			279	3,322	11.9	56	18			
NET YARDS PASSING		3,506	3,035	INTERCEPTIONS			No.	Yds	Avg	Long	TD			
Avg. Per Game		219.1	189.7	J.Joseph			4	40	10.0	29	0			
Sacked/Yards Lost		33/190	44/287	J.Allen			4	34	8.5	34	0			
Gross Yards		3,696	3,322	B.McCain			2	48	24.0	38	1			
Attempts/Completions		467/288	538/279	Q.Demps			2	47	23.5	42	0			
Completion Pct.		61.7%	51.9%	D.Manning			2	22	11.0	22	0			
Had Intercepted		9	17	B.Cushing			2	5	2.5	5	0			
PUNTS/AVERAGE		74/44.0	83/46.9	K.Jackson			1	0	0.0	0	0			
NET PUNTING AVG.		37.7	39.6	TEXANS			17	196	11.5	42	1			
PENALTIES/YARDS		99/852	88/686	Opponents			9	132	14.7	27	0			
FUMBLES/BALL LOST		20/11	18/10	PUNTING			No.	Yds	Avg	Net	TB	In	Lg	B
TOUCHDOWNS		41	27	B.Hartmann			58	2,573	44.4	37.8	7	15	69	0
Rushing		18	8	M.Turk			16	683	42.7	37.4	1	4	55	0
Passing		20	18											
Returns		3	1											

SCORE BY PERIODS										TEXANS							
TEXANS				1	2	3	4	OT	Total	Opponents							
				110	107	63	101	0	381	83	3,896	44.0	37.7	4	19	79	0
Opponents				39	78	56	105	0	278					8	25	80	0
SCORING										PUNT RETURNS							
TD	Ru	Pa	Rt	PAT	FG	SAF	TP										
N.Rackers	0	0	0	0	39/40	32/38	0	135	J.Jones	Ret	FC	Yds	Avg	Long	TD		
A.Foster	12	10	2	0	0/0	0/0	0	72	S.Keo	1	1	11	11.0	11	0		
J.Dreessen	6	0	6	0	0/0	0/0	0	36	T.Holliday	1	3	0	0.0	0	0		
B.Tate	4	4	0	0	0/0	0/0	0	24	TEXANS	51	11	529	10.4	79	1		
O.Daniels	3	0	3	0	0/0	0/0	0	18	Opponents	32	20	307	9.6	33	0		
J.Jones	3	0	2	1	0/0	0/0	0	18	KICKOFF RETURNS								
K.Walter	3	0	3	0	0/0	0/0	0	18	D.Manning	No	Yds	Avg	Long	TD			
A.Johnson	2	0	2	0	0/0	0/0	0	12	S.McManis	13	356	27.4	46	0			
D.Ward	2	2	0	0	0/0	0/0	0	12	Q.Demps	10	205	20.5	45	0			
M.Schaub	2	2	0	0	0/0	0/0	0	12	J.Casey	5	169	33.8	50	0			
W.Smith	1	0	0	1	0/0	0/0	0	6	TEXANS	29	730	25.2	50	0			
B.Johnson	1	0	0	0	0/0	0/0	0	6	Opponents	46	1,030	22.4	63	0			
B.McCain	1	0	0	1	0/0	0/0	0	6	FIELD GOALS								
J.Casey	1	0	1	0	0/0	0/0	0	6	N.Rackers	1-19	20-29	30-39	40-49	50+			
TEXANS	41	18	20	3	39/40	32/38	0	381		0/0	13/13	9/10	4/8	3/4			
Opponents	27	8	18	1	22/22	30/36	2	278	TEXANS	0/0	13/13	9/10	4/8	3/4			
									Opponents	1/1	6/7	6/9	8/9	6/7			

2-Pt. Conversions: TEXANS 0/1, Opponents: 2/5
SACKS: C.Barwin 11.5, A.Smith 6.5, B.Reed 6.0, J.Watt 5.5, M.Williams 5.0, B.Cushing 4.0, T.Jamison 2.0, S.Cody 1.0, E. Mitchell 1.0, J. Nading 0.5, B. Bramer 0.5, T.Nolan 0.5. **TEXANS: 44.0, Opponents: 33.0.**
FUMBLES/LOST: B.Tate 4/3, A. Foster 4/3, D. Manning 1/0, M. Schaub 3/1, T. Yates 5/3, J. Delhomme 1/1, S. McManis 1/0.
TEXANS: 19/11, **Opponents:** 17/9.

PASSING	Att	Comp	Yds	Cmp%	Yds/Att	TD	TD%	Int	Int%	Long	Sack/Lost	Rating
M.Schaub	292	178	2,479	61.0%	8.5	15	5.1%	6	2.1%	80	16/98	96.8
T.Yates	134	82	949	61.2%	7.1	3	2.2%	3	2.2%	50	15/74	90.7
J.Delhomme	28	18	211	64.3%	7.5	1	3.6%	0	0.0%	40	2/18	98.9
M.Leinart	13	10	57	76.9%	4.4	1	7.7%	0	0.0%	20	0/0	110.1
TEXANS	467	288	3,696	61.7%	7.9	20	4.3%	9	1.9%	80	33/190	92.7
Opponents	538	279	3,322	51.9%	6.2	18	3.3%	17	3.2%	56	44/287	69.0



2011 FINAL STATISTICS (10-6)

DEFENSIVE STATISTICS

TACKLES	Solo	Asst	Total	Sck-Yrds	Tackles For Loss	QB Press	INT-Yards	Pass Def.	Forced Fumbles	Fumble Recovery
Brian Cushing	76	38	114	4.0-21.0	8	12	2-5	5	2	0
Glover Quin	59	18	77	0.0-0.0	2	0	0-0	9	0	1
DeMeco Ryans	44	20	64	0.0-0.0	6	2	0-0	4	1	0
Danaeal Manning	44	15	59	0.0-0.0	0	2	2-22	4	0	0
J.J. Watt	49	7	56	5.5-47.5	13	14	0-0	4	0	2
Connor Barwin	34	13	47	11.5-78.5	12	27	0-0	7	1	0
Johnathan Joseph	40	4	44	0.0-0.0	2	0	4-40	15	1	0
Brooks Reed	30	14	44	6.0-36.0	7	11	0-0	3	0	2
Kareem Jackson	35	5	40	0.0-0.0	2	0	1-0	7	1	0
Jason Allen	33	4	37	0.0-0.0	2	0	4-34	11	0	0
Troy Nolan	25	7	32	0.5-0.5	1	1	0-0	4	0	0
Earl Mitchell	14	13	27	1.0-0.0	0	1	0-0	1	0	0
Antonio Smith	19	6	25	6.5-44.5	10	16	0-0	3	1	0
Brice McCain	24	1	25	0.0-0.0	0	1	2-48	12	0	0
Shaun Cody	16	7	23	1.0-7.0	2	3	0-0	2	0	1
Quintin Demps	18	4	22	0.0-0.0	0	1	2-47	4	0	0
Tim Jamison	14	5	19	2.0-16.0	2	3	0-0	2	1	1
Tim Bulman	6	6	12	0.0-0.0	0	0	0-0	0	0	0
Mario Williams	10	1	11	5.0-29.0	5	6	0-0	1	1	0
Darryl Sharpton	9	0	9	0.0-0.0	0	0	0-0	0	0	0
Tim Dobbins	2	2	4	0.0-0.0	1	0	0-0	1	1	0
Mister Alexander	3	0	3	0.0-0.0	0	0	0-0	0	0	0
Jesse Nading	2	1	3	0.5-3.5	1	0	0-0	0	0	0
Brandon Harris	1	0	1	0.0-0.0	0	1	0-0	0	0	0
Bryan Braman	0	1	1	0.5-3.5	1	1	0-0	0	0	1
TEXANS	607	192	799	44.0-287	77	102	17-196	99	10	8
Opponent	749	220	969	33.0-190	75	52	9-132	62	15	12

MISCELLANEOUS TACKLES: Jacoby Jones 2, Kevin Walter 2, Arian Foster 2, Eric Winston 2, Mike Brisiel 2 (1 assist), Wade Smith 2, Antoine Caldwell 1, Arian Foster 1, Andre Johnson 1, Chris Myers 1, T. Yates 1; Owen Daniels 1 (assist)

MISCELLANEOUS FUMBLE RECOVERIES: Wade Smith 2, Arian Foster 2, Matt Schaub 1, K. Walter 1, E. Winston 1, T.J. Yates 1.

MISCELLANEOUS FORCED FUMBLES: Mike Brisiel, 1.

SPECIAL TEAMS STATISTICS

	Solo	Asst	Total	PAT	Blocks Punt	FG	Forced Fumble	Fumble Recovery
Tim Dobbins	9	0	9	0	0	0	0	0
Jason Allen	8	0	8	0	0	0	0	0
Jesse Nading	7	1	8	0	0	0	1	0
Bryan Braman	5	2	7	0	0	0	0	0
Sherrick McManis	4	1	5	0	0	0	1	0
Joel Dreessen	4	0	4	0	0	0	0	0
Brett Hartmann	4	0	4	0	0	0	0	0
Shiloh Keo	4	0	4	0	0	0	0	0
Mister Alexander	4	0	4	0	0	0	0	0
Troy Nolan	3	0	3	0	0	0	0	0
James Casey	3	0	3	0	0	0	0	0
Dominique Barber	3	0	3	0	0	0	0	0
Bryant Johnson	3	0	3	0	0	0	0	0
Darryl Sharpton	3	0	3	0	0	0	0	0
Brice McCain	3	0	3	0	0	0	0	0
Neil Rackers	2	1	3	0	0	0	0	0
Brandon Harris	1	1	2	0	0	0	0	0
Lawrence Vickers	2	0	2	0	0	0	0	0
Kareem Jackson	2	0	2	0	0	0	0	0
Quintin Demps	0	1	1	0	0	0	0	0
David Anderson	1	0	1	0	0	0	0	0
Chris Ogbonnaya	1	0	1	0	0	0	0	0
Brooks Reed	1	0	1	0	0	0	0	0
Matt Turk	0	1	1	0	0	0	0	0
Earl Mitchell	0	0	0	0	0	0	0	2
Danaeal Manning	0	0	0	0	0	1	0	0
J.J. Watt	0	0	0	0	0	1	0	0
TEXANS	77	8	85	0	0	2	2	2
Opponent	68	20	88	1	0	0	2	4



2011 POSTSEASON STATISTICS

Date	W/L	Score	Opponent	Attendance	RUSHING	No.	Yds	Avg	Long	TD
1/7/12	W	31-10	Cincinnati	71,725	A.Foster	51	285	5.6	42t	3
1/15/12	L	13-20	at Baltimore	71,547	B.Tate	9	37	4.1	9	0
TEAM STATISTICS					J.Casey	1	0	0.0	0	0
					T.Yates	2	-3	-1.5	-1	0
					TEXANS	63	319	5.1	42t	3
					Opponents	50	163	3.3	19	1
TOTAL FIRST DOWNS					RECEIVING	No.	Yds	Avg	Long	TD
Rushing					A.Johnson	13	201	15.5	40t	1
Passing					A.Foster	8	51	6.4	16	0
Penalty					O.Daniels	4	55	13.8	21	0
3rd Down: Made/Att					K.Walter	3	36	12.0	19	0
3rd Down Pct.					J.Dreessen	0	0	0	0	0
4th Down: Made/Att					J.Casey	0	0	0	0	0
4th Down Pct.					B.Tate	0	0	0	0	0
POSSESSION AVG.					TEXANS	28	343	12.3	40t	1
TOTAL NET YARDS					Opponents	41	433	10.6	36	2
Avg. Per Game					INTERCEPTIONS	No.	Yds	Avg	Long	TD
Total Plays					J.Watt	1	29	29.0	29t	1
Avg. Per Play					D.Manning	1	0	0.0	0	0
NET YARDS RUSHING					J.Joseph	1	-1	-1.0	-1	0
Avg. Per Game					TEXANS	3	28	9.3	29t	1
Total Rushes					Opponents	3	1	0.3	1	0
NET YARDS PASSING					PUNTING	No.	Yds	Avg	Net	TB
Avg. Per Game					M.Turk	10	451	45.1	41.1	1
Sacked/Yards Lost					TEXANS	10	451	45.1	41.1	1
Gross Yards					Opponents	12	589	49.1	44.4	2
Attempts/Completions					PUNT RETURNS	Ret	FC	Yds	Avg	Long
Completion Pct.					J.Jones	9	0	16	1.8	9
Had Intercepted					TEXANS	9	0	16	1.8	9
PUNTS/AVERAGE					Opponents	3	5	20	6.7	8
NET PUNTING AVG.					KICKOFF RETURNS	No.	Yds	Avg	Long	TD
PENALTIES/YARDS					D.Manning	4	133	33.3	60	0
FUMBLES/BALL LOST					TEXANS	4	133	33.3	60	0
TOUCHDOWNS					Opponents	2	47	23.5	25	0
Rushing					FIELD GOALS	1-19	20-29	30-39	40-49	50+
Passing					N.Rackers	0/0	0/0	2/2	1/1	0/1
Returns					TEXANS	0/0	0/0	2/2	1/1	0/1
SCORE BY PERIODS					Opponents	0/0	0/0	1/1	2/2	0/1
TEXANS					N.Rackers: (39G) (40G, 33G, 50SH)					
Opponents					Opponents: (50WR, 37G) (48G, 44G)					
1 2 3 4 OT Total										
10 20 7 7 0 44										
24 3 0 3 0 30										
SCORING										
TD Ru Pa Rt PAT FG SAF TP										
A.Foster 3 3 0 0 0 0/0 0/0 0 18										
N.Rackers 0 0 0 0 0 5/5 3/4 0 14										
A.Johnson 1 0 1 0 0 0/0 0/0 0 6										
J.Watt 1 0 0 1 0 0/0 0/0 0 6										
TEXANS 5 3 1 1 5/5 3/4 0 44										
Opponents 3 1 2 0 3/3 3/4 0 30										

2-Pt. Conversions: TEXANS 0/0, Opponents: 0/0

SACKS: J. Watt 3.5, B. Reed 3.5, E. Mitchell 1.0, A. Smith 1.0. TEXANS:

9.0, Opponents: 2.0.

FUMBLES/LOST: J. Jones 2/1, A. Foster 1/0. TEXANS: 3/1, Opponents: 4/0.

FUMBLE RECOVERIES: None. Total: 0

PASSING	Att	Comp	Yds	Cmp%	Yds/Att	TD	TD%	Int	Int%	Long	Sack/Lost	Rating
T.Yates	55	28	343	50.9%	6.2	1	1.8%	3	5.5%	40t	2/7	53.8
TEXANS	55	28	343	50.9%	6.2	1	1.8%	3	5.5%	40t	2/7	53.8
Opponents	69	41	433	59.4%	6.3	2	2.9%	3	4.3%	36	9/69	69.3



2011 POSTSEASON STATISTICS

DEFENSIVE STATISTICS

TACKLES	Solo	Asst	Total	Sck-Yrds	Tackles For Loss	QB Press	INT-Yards	Pass Def.	Forced Fumbles	Fumble Recovery
Brian Cushing	10	9	19	0.0-0.0	1	0	0-0	1	0	0
Danieal Manning	13	3	16	0.0-0.0	0	0	1-0	2	0	0
J.J. Watt	11	3	14	3.5-29.0	4	4	1-29	1	0	0
Brooks Reed	9	4	13	3.5-23.0	2	3	0-0	0	1	0
DeMeco Ryans	4	7	11	0.0-0.0	1	0	0-0	0	0	0
Kareem Jackson	7	1	8	0.0-0.0	0	0	0-0	1	0	0
Johnathan Joseph	8	0	8	0.0-0.0	1	0	1--1	5	0	0
Antonio Smith	7	1	8	1.0-8.0	3	1	0-0	0	0	0
Glover Quin	6	2	8	0.0-0.0	0	0	0-0	0	0	0
Shaun Cody	2	5	7	0.0-0.0	0	0	0-0	0	0	0
Jason Allen	3	2	5	0.0-0.0	0	0	0-0	2	0	0
Earl Mitchell	3	2	5	1.0-9.0	1	1	0-0	1	0	0
Connor Barwin	5	0	5	0.0-0.0	0	2	0-0	0	0	0
Quintin Demps	3	0	3	0.0-0.0	1	0	0-0	0	0	0
Tim Jamison	1	1	2	0.0-0.0	0	0	0-0	1	0	0
Tim Dobbins	2	0	2	0.0-0.0	0	0	0-0	0	0	0
Brice McCain	0	0	0	0.0-0.0	0	0	0-0	2	0	0
J. Nading	0	0	0	0.0-0.0	0	0	0-0	0	1	0
TEXANS	94	40	134	9.0-69	14	11	3-28	16	2	0
Opponent	88	18	106	2.0-7	4	5	3-1	14	2	0

SPECIAL TEAMS STATISTICS

	Solo	Asst	Total	PAT	Blocks Punt	FG	Forced Fumble	Fumble Recovery
James Casey	3	0	3	0	0	0	0	0
Tim Dobbins	1	0	1	0	0	0	0	0
Jesse Nading	1	0	1	0	0	0	1	0
Jason Allen	1	0	1	0	0	0	0	0
Jon Weeks	1	0	1	0	0	0	0	0
Bryan Braman	0	1	1	0	0	0	0	0
Shiloh Keo	0	1	1	0	0	0	0	0
Sherrick McManis	0	1	1	0	0	0	0	0
Jacoby Jones	0	0	0	0	0	0	0	1
TEXANS	7	3	10	0	0	0	1	1
OPPONENT	13	0	13	0	0	0	1	2



2012 FINAL STATISTICS (12-4)

Date	W/L	Score	Opponent	Attendance	RUSHING	No.	Yds	Avg	Long	TD
9/9	W	30-10	Miami	71,566	A.Foster	351	1,424	4.1	46	15
9/16	W	27-7	at Jacksonville	62,907	J.Forsett	63	374	5.9	81t	1
9/23	W	31-25	at Denver	76,566	B.Tate	65	279	4.3	25	2
9/30	W	38-14	Tennessee	71,581	K.Martin	4	53	13.3	21	0
10/8	W	23-17	at New York Jets	79,088	J.Casey	1	6	6.0	6	0
10/14	L	24-42	Green Bay	71,702	T.Yates	2	-1	-0.5	1t	1
10/21	W	43-13	Baltimore	71,708	D.Posey	1	-3	-3.0	-3	0
11/4	W	21-9	Buffalo	71,698	M.Schaub	21	-9	-0.4	8	0
11/11	W	13-6	at Chicago	62,410	TEXANS	508	2,123	4.2	81t	19
11/18	W43-37 (OT)		Jacksonville	71,676	Opponents	390	1,560	4.0	29	5
11/22	W34-31 (OT)		at Detroit	64,827						
12/2	W	24-10	at Tennessee	69,143	RECEIVING	No.	Yds	Avg	Long	TD
12/10	L	14-42	at New England	68,756	A.Johnson	112	1,598	14.3	60t	4
12/16	W	29-17	Indianapolis	71,702	O.Daniels	62	716	11.5	39t	6
12/23	L	6-23	Minnesota	71,688	K.Walter	41	518	12.6	52t	2
12/30	L	16-28	at Indianapolis	66,957	A.Foster	40	217	5.4	23	2
					J.Casey	34	330	9.7	30	3
					G.Graham	28	263	9.4	30	3
					B.Tate	11	49	4.5	11	0
					K.Martin	10	85	8.5	18	1
					L.Jean	6	151	25.2	54t	1
					D.Posey	6	87	14.5	36	0
					J.Forsett	3	38	12.7	18	0
					M.Schaub	1	-6	-6.0	-6	0
					A.Gardner	0	0	0.0	0	0
					TEXANS	354	4,046	11.4	60t	22
					Opponents	308	3,881	12.6	81t	29

TEAM STATISTICS

TOTAL FIRST DOWNS

	Texans	Opponents
Rushing	341	292
Passing	114	94
Penalty	205	167
3rd Down: Made/Att	22	31
3rd Down Pct.	83/221	71/215
4th Down: Made/Att	37.6%	33.0%
4th Down Pct.	4/7	5/16
POSESSION AVG.	57.1%	31.3%
	32:53	27:37

TOTAL NET YARDS

	Texans	Opponents
Avg. Per Game	5,953	5,172
Total Plays	372.1	323.3
Avg. Per Play	1,090	1,015
	5.5	5.1

NET YARDS RUSHING

	Texans	Opponents
Avg. Per Game	1,213	1,560
Total Rushes	132.7	97.5
	508	390

NET YARDS PASSING

	Texans	Opponents
Avg. Per Game	3,830	3,612
Sacked/Yards Lost	239.4	225.8
Gross Yards	28/216	44/269
Attempts/Completions	4,046	3,881
Completion Pct.	554/354	581/308
	63.9%	53.0%

PUNTS/AVERAGE

	Texans	Opponents
NET PUNTING AVG.	88/47.2	92/45.2
PENALTIES/YARDS	40.5	39.2
FUMBLES/BALL LOST	108/873	90/863
TOUCHDOWNS	12/4	23/14
	46	38

SCORING BY PERIODS

	1	2	3	4	OT	Total
TEXANS	94	136	100	74	12	416
Opponents	77	83	85	83	3	331

SCORING

	TD	Ru	Pa	Rt	PAT	FG	SAF	TP
S.Graham	0	0	0	0	45/45	31/38	0	138
A.Foster	17	15	2	0	0/0	0/0	0	102
O.Daniels	6	0	6	0	0/0	0/0	0	36
A.Johnson	4	0	4	0	0/0	0/0	0	24
J.Casey	3	0	3	0	0/0	0/0	0	18
G.Graham	3	0	3	0	0/0	0/0	0	18
B.Tate	2	2	0	0	0/0	0/0	0	12
K.Walter	2	0	2	0	0/0	0/0	0	12
J.Joseph	1	0	0	1	0/0	0/0	0	6
D.Manning	1	0	0	1	0/0	0/0	0	6
J.Forsett	1	1	0	0	0/0	0/0	0	6
T.Yates	1	1	0	0	0/0	0/0	0	6
B.Braman	1	0	0	1	0/0	0/0	0	6
L.Jean	1	0	1	0	0/0	0/0	0	6
K.Martin	1	0	1	0	0/0	0/0	0	6
D.Posey	1	0	0	1	0/0	0/0	0	6
K.Jackson	1	0	0	1	0/0	0/0	0	6
C.Barwin	0	0	0	0	0/0	0/0	0	2
TEXANS	46	19	22	5	45/45	31/38	0	416
Opponents	38	5	29	4	38/38	21/24	0	331

2-Pt. Conversions: TEXANS 0/0, Opponents: 0/0

SACKS: J.Watt 20.5, A.Smith 7.0, W.Mercilus 6.0, C.Barwin 3.0, B.Reed 2.5, T.Jamison 1.0, B.Ruud 1.0, G.Quinn 1.0, D.Manning 1.0, B.McCain 0.5, B.James 0.5 **TEXANS: 44.0, Opponents: 28.0**

PASSING

	Att	Comp	Yds	Cmp%	Yds/Att	TD	TD%	Int	Int%	Long	Sack/Lost	Rating
M.Schaub	544	350	4,008	64.3%	7.4	22	4.0%	12	2.2%	60t	27/216	90.7
T.Yates	10	4	38	40.0%	3.8	0	0.0%	1	10.0%	19	1/0	11.7
TEXANS	554	354	4,046	63.9%	7.3	22	4.0%	13	2.3%	60t	28/216	89.2
Opponents	581	308	3,881	53.0%	6.7	29	5.0%	15	2.6%	81t	44/269	80.0

INTERCEPTIONS

	No.	Yds	Avg	Long	TD
K.Jackson	4	71	17.8	63t	1
J.Joseph	2	88	44.0	52t	1
D.Manning	2	59	29.5	55t	1
G.Quinn	2	22	11.0	22	0
B.McCain	1	86	86.0	86	0
T.Dobbins	1	7	7.0	7	0
B.Cushing	1	1	1.0	1	0
S.Keo	1	1	1.0	1	0
D.Sharpton	1	-2	-2.0	-2	0
TEXANS	15	333	22.2	86	3
Opponents	13	136	10.5	26	0

PUNTING

	No.	Yds	Avg	Net	TB	In	Lg	B
D.Jones	88	4,150	47.2	40.5	5	28	66	0
TEXANS	88	4,150	47.2	40.5	5	28	66	0
Opponents	90	4,156	45.2	40.0	3	35	70	2

PUNT RETURNS

	Ret	FC	Yds	Avg	Long	TD
K.Martin	22	10	267	12.1	71	0
T.Holliday	16	6	147	9.2	36	0
TEXANS	38	16	414	10.9	71	0
Opponents	48	15	483	10.1	72t	1

KICKOFF RETURNS

	No	Yds	Avg	Long	TD
K.Martin	31	741	23.9	54	0
T.Holliday	10	194	19.4	30	0
D.Manning	1	18	18.0	18	0
J.Casey	1	0	0.0	0	0
S.Keo	1	0	0.0	0	0
TEXANS	44	953	21.7	54	0
Opponents	62	1,595	25.7	101t	2

FIELD GOALS

	1-19	20-29	30-39	40-49	50+
S.Graham	1/1	8/8	11/11	7/9	4/9
TEXANS	1/1	8/8	11/11	7/9	4/9
Opponents	0/0	5/5	7/8	4/6	5/5

FUMBLES/LOST:

A. Foster, 3/2, T.Yates 2/1, B. Tate, 1/1, T. Holliday, 1/0, M. Schaub 4/0, K. Martin 1/0. **TEXANS: 12/4, Opponents: 22/14.**

OPP. FUMBLE RECOVERIES:

T. Dobbins 4, J. Watt 2, B. James 2, C. Barwin 1, Q. Demps 1, D. Manning 1, W. Mercilus 1, D. Sharpton 1, A. Smith 1. **Total: 14**

TEXANS: 44.0, Opponents: 28.0

TEXANS: 44.0, Opponents: 28.0

TEXANS: 44.0, Opponents: 28.0

TEXANS: 44.0, Opponents: 28.0

TEXANS: 44.0, Opponents: 28.0

TEXANS: 44.0, Opponents: 28.0

TEXANS: 44.0, Opponents: 28.0

TEXANS: 44.0, Opponents: 28.0

TEXANS: 44.0, Opponents: 28.0

TEXANS: 44.0, Opponents: 28.0

TEXANS: 44.0, Opponents: 28.0

TEXANS: 44.0, Opponents: 28.0

TEXANS: 44.0, Opponents: 28.0

TEXANS: 44.0, Opponents: 28.0

TEXANS: 44.0, Opponents: 28.0

TEXANS: 44.0, Opponents: 28.0

TEXANS: 44.0, Opponents: 28.0

TEXANS: 44.0, Opponents: 28.0

TEXANS: 44.0, Opponents: 28.0

TEXANS: 44.0, Opponents: 28.0

TEXANS: 44.0, Opponents: 28.0

TEXANS: 44.0, Opponents: 28.0

TEXANS: 44.0, Opponents: 28.0

TEXANS: 44.0, Opponents: 28.0

TEXANS: 44.0, Opponents: 28.0

TEXANS: 44.0, Opponents: 28.0

TEXANS: 44.0, Opponents: 28.0

TEXANS: 44.0, Opponents: 28.0

TEXANS: 44.0, Opponents: 28.0

TEXANS: 44.0, Opponents: 28.0

TEXANS: 44.0, Opponents: 28.0

TEXANS: 44.0, Opponents: 28.0

TEXANS: 44.0, Opponents: 28.0



2012 FINAL STATISTICS (12-4)

DEFENSIVE STATISTICS

TACKLES	Solo	Asst	Total	Sacks	Sack Yds	Tackles For Loss	QB Hits	INT- Yards	Pass Def.	Forced Fumbles	Fumble Recovery
J.J. Watt	85	22	107	20.5	138.5	39	42	0	16	4	2
Glover Quin	91	14	105	1.0	8.0	6	1	2 (22)	14	2	0
Bradie James	57	48	105	0.5	4.0	3	3	0	2	0	2
Daniel Manning	87	9	96	1.0	0.0	2	1	2 (59)	8	3	1
Johnathan Joseph	60	7	67	0.0	0.0	0	0	2 (88)	11	0	0
Kareem Jackson	57	9	66	0.0	0.0	1	0	4 (71)	16	0	0
Connor Barwin	39	26	65	3.0	15.0	12	16	0	4	0	1
Earl Mitchell	25	30	55	0.0	0.0	1	1	0	3	1	0
Antonio Smith	35	16	51	7.0	51.0	7	17	0	3	2	1
Tim Dobbins	30	19	49	0.0	0.0	2	2	1 (7)	4	0	4
Brian Cushing	27	16	43	0.0	0.0	0	1	1 (1)	2	1	0
Brooks Reed	23	19	42	2.5	11.5	4	6	0	3	1	0
Darryl Sharpton	18	21	39	0.0	0.0	2	2	1 (-2)	2	0	1
Jared Crick	17	15	32	0.0	0.0	0	2	0	2	0	0
Quintin Demps	26	4	30	0.0	0.0	2	0	0	5	0	1
Shaun Cody	13	14	27	0.0	0.0	0	0	0	2	0	0
Whitney Mercilus	14	10	24	6.0	17.0	6	5	0	1	2	1
Brice McCain	20	2	22	0.5	4.0	0	2	1 (86)	7	0	0
Barrett Ruud	8	7	15	1.0	8.0	1	1	0	2	0	0
Brandon Harris	10	2	12	0.0	0.0	0	0	0	3	0	0
Tim Jamison	2	9	11	1.0	12.0	1	1	0	1	0	0
Alan Ball	7	0	7	0.0	0.0	0	0	0	3	0	0
Bryan Braman	4	2	6	0.0	0.0	0	0	0	0	0	0
Troy Nolan	4	1	5	0.0	0.0	0	0	0	0	0	0
Roc Carmichael	5	0	5	0.0	0.0	0	0	0	1	0	0
Shiloh Keo	2	2	4	0.0	0.0	0	0	1 (1)	1	0	0
Jesse Nading	1	2	3	0.0	0.0	0	0	0	0	0	0
Terrell McClain	0	1	1	0.0	0.0	0	0	0	0	0	0
TEXANS	767	327	1,094	44.0	269.0	89	103	15 (333)	116	16	14
Opponents	730	212	942	28.0	216.0	84	71	13 (136)	67	8	4

MISCELLANEOUS TACKLES: Owen Daniels 4, Andre Johnson 3, Keshawn Martin 2, Antoine Caldwell 1, James Casey 1, Justin Forsett 1, Arian Foster 1, Garrett Graham 1, Derek Newton 1, Kevin Walter 1.

MISCELLANEOUS FUMBLE RECOVERIES: Matt Schaub 2, Arian Foster 1, Ryan Harris 1, Chris Myers 1, T.J. Yates 1.

SPECIAL TEAMS STATISTICS

	Solo	Asst	Total	PAT	Blocks Punt	FG	Forced Fumble	Fumble Recovery
Bryan Braman	14	2	16	0	2	0	0	0
Alan Ball	11	2	13	0	0	0	1	0
Jesse Nading	10	3	13	0	0	0	0	0
Shiloh Keo	7	4	11	0	0	0	0	0
Tim Dobbins	7	2	9	0	0	0	0	0
Quintin Demps	6	3	9	0	0	0	0	0
Whitney Mercilus	5	2	7	0	0	0	0	0
Mister Alexander	4	1	5	0	0	0	0	0
Brice McCain	5	0	5	0	0	0	0	0
DeVier Posey	2	3	5	0	0	0	0	0
Roc Carmichael	5	0	5	0	0	0	0	0
Justin Forsett	4	0	4	0	0	0	0	0
Barrett Ruud	4	0	4	0	0	0	0	0
Troy Nolan	1	2	3	0	0	0	0	0
Shayne Graham	3	0	3	0	0	0	0	0
James Casey	3	0	3	0	0	0	0	0
Jon Weeks	0	2	2	0	0	0	0	0
Brandon Harris	2	0	2	0	0	0	0	0
Donnie Jones	1	1	2	0	0	0	0	0
Garrett Graham	1	0	1	0	0	0	0	0
Darryl Sharpton	1	0	1	0	0	0	0	0
Eddie Pleasant	1	0	1	0	0	0	0	0
Tyler Clutts	0	1	1	0	0	0	0	0
Keshawn Martin	0	0	0	0	0	0	0	1
TEXANS	97	28	125	0	2	0	1	1
Opponents	67	16	83	0	0	1	1	1



2012 POSTSEASON STATISTICS

Date	W/L	Score	Opponent	Attendance	A.Foster	54	230	4.3	21	2
1/5/13	W	19-13	Cincinnati (WC)	71,738	K.Martin	1	16	16.0	16	0
1/13/13	L	41-28	at New England (Div)	68,756	M.Schaub	5	2	0.4	2	0
					B.Tate	2	1	0.5	1	0
TEAM STATISTICS					TEXANS	62	249	4.0	21	2
					Opponents	40	202	5.1	29	2
TOTAL FIRST DOWNS				Texans 49	Opponents 36					
RUSHING				13	13					
PASSING				32	20					
PENALTY				4	3					
3RD DOWN: MADE/ATT				12/32	6/22					
3RD DOWN PCT.				37.5%	27.3%					
4TH DOWN: MADE/ATT				3/5	1/2					
4TH DOWN PCT.				60.0%	50.0%					
POSSESSION AVG.				35:07	24:54					
TOTAL NET YARDS				845	655					
AVG. PER GAME				422.5	327.5					
TOTAL PLAYS				152	113					
AVG. PER PLAY				5.6	5.8					
NET YARDS RUSHING				249	202					
AVG. PER GAME				124.5	101.0					
TOTAL RUSHES				62	40					
NET YARDS PASSING				596	453					
AVG. PER GAME				298.0	226.5					
SACKED/YARDS LOST				1/9	3/18					
GROSS YARDS				605	471					
ATTEMPTS/COMPLETIONS				89/63	70/39					
COMPLETION PCT.				70.8%	55.7%					
HAD INTERCEPTED				2	1					
PUNTS/AVERAGE				8/38.5	10/49.7					
NET PUNTING AVG.				34.5	46.6					
PENALTIES/YARDS				10/75	10/107					
FUMBLES/BALL LOST				3/0	1/0					
TOUCHDOWNS				4	6					
RUSHING				2	2					
PASSING				2	3					
RETURNS				0	1					
SCORE BY PERIODS										
TEXANS					1	2	3	4	OT	Total
Opponents					6	16	7	18	0	47
					7	17	17	13	0	54
SCORING										
S.Graham	0	0	0	0	3/3	6/6	0	21		
A.Foster	3	2	1	0	0/0	0/0	0	18		
D.Posey	1	0	1	0	0/0	0/0	0	6		
A.Johnson	0	0	0	0	0/0	0/0	1	2		
TEXANS	4	2	2	0	3/3	6/6	1	47		
Opponents	6	2	3	1	6/6	4/4	0	54		
Field Goals										
S.Graham	0/0	4/4	0/0	1/1	1/1					
TEXANS	0/0	4/4	0/0	1/1	1/1					
Opponents	0/0	0/0	3/3	1/1	0/0					

2-Pt. Conversions: TEXANS 0/0, Opponents: 0/0

SACKS: J. Watt 1.5, B. Reed 1.5. TEXANS: 3.0, Opponents: 1.0.

FUMBLES/LOST: K. Martin 1/0, M. Schaub 1/0, K. Walter 1/0. TEXANS: 3/0, Opponents: 1/0.

FUMBLE RECOVERIES: None. Total: 0

RUSHING	No.	Yds	Avg	Long	TD															
PASSING						Att	Comp	Yds	Cmp%	Yds/Att	TD	TD%	Int	Int%	Long	Sack/Lost	Rating			
M.Schaub						89	63	605	70.8%	6.8	2	2.2%	2	2.2%	28	1/9	87.5			
TEXANS						89	63	605	70.8%	6.8	2	2.2%	2	2.2%	28	1/9	87.5			
Opponents						70	39	471	55.7%	6.7	3	4.3%	1	1.4%	47	3/18	84.9			



2012 POSTSEASON STATISTICS

DEFENSIVE STATISTICS

TACKLES	Solo	Asst	Total	Sacks	Sack Yds	Tackles For Loss	QB Hits	INT-Yards	Pass Def.	Forced Fumbles	Fumble Recovery
Bradie James	6	9	15	0.0	0.0	2	0	0	0	0	0
Glover Quin	6	8	14	0.0	0.0	1	2	0	3	0	0
Johnathan Joseph	8	2	10	0.0	0.0	0	0	1 (14)	2	0	0
J.J. Watt	6	3	9	1.5	13.5	3	3	0	2	0	0
Shiloh Keo	3	5	8	0.0	0.0	0	0	0	0	0	0
Daniele Manning	4	3	7	0.0	0.0	0	0	0	0	0	0
Brooks Reed	4	2	6	1.5	4.5	0	2	0	0	0	0
Kareem Jackson	4	2	6	0.0	0.0	0	0	0	2	0	0
Barrett Ruud	3	3	6	0.0	0.0	0	0	0	0	0	0
Earl Mitchell	2	3	5	0.0	0.0	1	0	0	0	0	0
Antonio Smith	3	0	3	0.0	0.0	0	3	0	0	0	0
Brandon Harris	3	0	3	0.0	0.0	0	0	0	1	0	0
Connor Barwin	2	0	2	0.0	0.0	1	0	0	1	0	0
Alan Ball	1	0	1	0.0	0.0	0	0	0	0	0	0
Jared Crick	0	1	1	0.0	0.0	0	0	0	0	0	0
Whitney Mercilus	0	1	1	0.0	0.0	0	0	0	0	0	0
TEXANS	55	42	97	3.0	18.0	8	10	1 (14)	11	0	0
Opponents	101	37	138	1.0	9.0	6	5	2 (27)	6	1	0

MISCELLANEOUS TACKLES: Chris Myers 1.

SPECIAL TEAMS STATISTICS

	Solo	Asst	Total	PAT	Blocks Punt	FG	Forced Fumble	Fumble Recovery
Alan Ball	4	0	4	0	0	0	0	0
DeVier Posey	2	0	2	0	0	0	0	0
Quintin Demps	1	1	2	0	0	0	0	0
Shayne Graham	2	0	2	0	0	0	0	0
Whitney Mercilus	1	0	1	0	0	0	0	0
Eddie Pleasant	0	1	1	0	0	0	0	0
Bryan Braman	1	0	1	0	0	0	0	0
Brandon Harris	1	0	1	0	0	0	0	0
TEXANS	12	2	14	0	0	0	0	0
Opponents	8	6	14	0	0	0	0	1



TEXANS KICKOFF


TEXANS VETERANS



#16 Alan Bonner WR
5-10 • 191 • Age 23
2nd season
Newnan, Ga. • Jacksonville State



#34 A.J. Bouye CB
6-0 • 191 • Age 23
2nd season
Tucker, Ga. • Central Florida



#79 Brooks, Brandon G
6-5 • 335 • Age 25
3rd season
Milwaukee, Wisc. • Miami (Ohio)



#33 Brown, Andre RB
6-0 • 227 • Age 27
6th season
Greenville, N.C. • North Carolina State



#76 Brown, Duane T
6-4 • 303 • Age 29
7th season
Richmond, Va. • Virginia Tech



#98 Browner, Keith DE
6-4 • 288 • Age 26
1st season
Los Angeles, Calif. • California



#4 Bullock, Randy K
5-9 • 206 • Age 24
3rd season
Klein, Texas • Texas A&M



#69 Clabo, Tyson T
6-6 • 315 • Age 32
9th season
Knoxville, Tenn. • Wade Forest



#20 Clemons, Chris S
6-1 • 215 • Age 28
6th season
Arcadia, Fla. • Clemson



#93 Crick, Jared DE
6-4 • 285 • Age 25
3rd season
Cozad, Neb. • Nebraska



#56 Cushing, Brian ILB
6-3 • 249 • Age 27
6th season
Park Ridge, N.J. • USC



Dent, Akeem ILB
6-1 • 229 • Age 27
4th season
Atlanta, Ga. • Georgia



#14 Fitzpatrick, Ryan QB
6-2 • 223 • Age 31
10th season
Gilbert, Ariz. • Harvard



#23 Foster, Arian RB
6-1 • 227 • Age 28
6th season
San Diego, Calif. • Tennessee



#88 Graham, Garrett TE
6-3 • 243 • Age 28
5th season
Brick, N.J. • Wisconsin



#84 Griffin, Ryan TE
6-6 • 254 • Age 24
2nd season
Londonderry, N.H. • Connecticut



#41 Grimes, Jonathan RB
5-10 • 188 • Age 24
3rd season
Willingboro, N.J. • William & Mary



#26 Harris, Brandon CB
5-10 • 189 • Age 24
4th season
Miami, Fla. • Miami (Fla.)



#51 Hazel, Paul OLB
6-5 • 227 • Age 24
2nd season
Miami, Fla. • Western Michigan



#10 Hopkins, DeAndre WR
6-1 • 218 • Age 22
2nd season
Central, S.C. • Clemson



#66 Hunter, David NT
6-2 • 301 • Age 24
2nd season
Houston, Texas • Houston



#25 Jackson, Kareem CB
5-10 • 188 • Age 26
5th season
Macon, Ga. • Alabama



#96 Jamison, Tim DE
6-3 • 287 • Age 28
6th season
Harvey, Ill. • Michigan



#80 Johnson, Andre WR
6-3 • 230 • Age 33
12th season
Miami, Fla. • Miami (Fla.)



#28 Johnson, Dennis RB
5-7 • 193 • Age 24
2nd season
Texarkana, Ark. • Arkansas



TEXANS VETERANS



#60 Jones, Ben G/C
6-3 • 308 • Age 25
3rd season
Centreville, Ala. • Georgia



#24 Joseph, Johnathan CB
5-11 • 188 • Age 30
9th season
Rock Hill, S.C. • South Carolina



#7 Keenum, Case QB
6-1 • 205 • Age 26
2nd season
Abilene, Texas • Houston



#31 Keo, Shiloh FS
5-11 • 208 • Age 26
4th season
Everett, Wash. • Idaho



#62 Kupper, Alex G
6-3 • 299 • Age 24
1st season
Louisville, Ky. • Louisville



#9 Lechler, Shane P
6-2 • 337 • Age 38
15th season
East Bernard, Texas • Texas A&M



#15 Lemon, Alec WR
6-1 • 203 • Age 23
2nd season
Crofton, Md. • Syracuse



#21 Lewis, Kendrick S
6-0 • 198 • Age 26
5th season
New Orleans, La. • Mississippi



#43 Mack, Elbert CB
5-10 • 175 • Age 28
7th season
Wichita, Kansas • Troy



#82 Martin, Keshawn WR
5-11 • 194 • Age 24
3rd season
Inkster, Mich. • Michigan State



#94 Mathews, Ricardo NT
6-3 • 300 • Age 27
5th season
Jacksonville, Fla. • Cincinnati



#59 Mercilus, Whitney OLB
6-4 • 258 • Age 24
3rd season
Akron, Ohio • Illinois



#54 Mohamed, Mike ILB
6-3 • 238 • Age 26
3rd season
Brawley, Calif. • California



#55 Myers, Chris C
6-4 • 286 • Age 32
10th season
Miami, Fla. • Miami (Fla.)



#75 Newton, Derek T
6-6 • 313 • Age 26
4th season
Utica, Miss. • Arkansas State



#17 Nwachukwu, EZ WR
5-11 • 198 • Age 23
1st season
Allen, Texas • Texas A&M



#42 Oporum, Toben FB
6-1 • 250 • Age 23
1st season
Richardson, Texas • Kansas



#35 Pleasant, Eddie SS
5-10 • 210 • Age 25
2nd season
Compton, Calif. • Oregon



#11 Posey, DeVier WR
6-1 • 210 • Age 24
3rd season
Cincinnati, Ohio • Ohio State



#86 Potter, Zach TE
6-7 • 269 • Age 28
4th season
Omaha, Neb. • Nebraska



#95 Powe, Jerrell NT
6-2 • 331 • Age 27
4th season
Waynesboro, Miss. • Mississippi



#77 Quessenberry, David G
6-5 • 306 • Age 24
2nd season
Encinitas, Calif. • San Jose State



#58 Reed, Brooks OLB
6-3 • 254 • Age 27
4th season
Tucson, Ariz. • Arizona



#91 Sapp, Ricky OLB
6-4 • 252 • Age 27
4th season
Bamberg, S.C. • Clemson



#29 Starling, Jawanza FS
6-1 • 206 • Age 23
2nd season
Tallahassee, Fla. • USC

TEXANS VETERANS



#36 Swearingen, D.J. SS
5-10 • 208 • Age 23
2nd season
Greenwood, S.C. • South Carolina



#52 Tarpinian, Jeff ILB
6-3 • 240 • Age 26
4th season
Omaha, Neb. • Iowa



#89 Thomas, Mike WR
5-8 • 198 • Age 27
6th season
DeSoto, Texas • Arizona



#57 Tuggle, Justin ILB
6-3 • 249 • Age 24
2nd season
Alpharetta, Ga. • Kansas State



#27 Victorian, Josh CB
5-10 • 190 • Age 26
2nd season
Metairie, La. • Louisiana Tech



#99 Watt, J.J. DE
6-5 • 289 • Age 25
4th season
Pewaukee, Wisc. • Wisconsin



#46 Weeks, Jon LS
5-10 • 246 • Age 28
5th season
Bethpage, N.Y. • Baylor



#67 White, Cody G
6-3 • 303 • Age 26
3rd season
Columbus, Ohio • Illinois State



#50 Williams, Trevardo OLB
6-1 • 236 • Age 25
2nd season
Bridgeport, Conn. • Connecticut



#61 Yeatman, Will T
6-6 • 315 • Age 26
2nd season
Bridgeport, Conn. • Connecticut

TEXANS DRAFT PICKS



#39 Ballentine, Lonnie S
6-3 • 215 • Age 21
Rookie
Memphis, Tenn. • Memphis
7th round - 256th overall



#44 Blue, Alfred RB
6-2 • 223 • Age 23
Rookie
Boutte, La. • LSU
6th round - 181st overall



#90 Clowney, Jadeveon OLB
6-5 • 266 • Age 21
Rookie
Rock Hill, S.C. • South Carolina
1st round - 1st overall



#87 Fiedorowicz, C.J. TE
6-5 • 265 • Age 22
Rookie
Johnsburg, Ill. • Iowa
3rd round - 65th overall



#38 Hal, Andre CB
5-10 • 188 • Age 22
Rookie
Port Allen, La. • Vanderbilt
7th round - 216th overall



#92 Nix III, Louis NT
6-2 • 331 • Age 23
Rookie
Jacksonville, Fla. • Notre Dame
3rd round - 83rd overall



#97 Pagan, Jeffrey DE
6-3 • 310 • Age 21
Rookie
Asheville, N.C. • Alabama
6th round - 177th overall



#45 Prosch, Jay FB
6-1 • 256 • Age 22
Rookie
Mobile, Ala. • Auburn
6th round - 211th overall



#3 Savage, Tom QB
6-4 • 228 • Age 24
Rookie
Springfield, Pa. • Pittsburgh
4th round - 135th overall



#70 Su'a-Filo, Xavier G
6-4 • 307 • Age 23
Rookie
American Fork, Utah • UCLA
2nd round - 33rd overall



TEXANS ROOKIE FREE AGENTS



#65 Ankrah, Jason OLB
6-3 • 262 • Age 23
Rookie
Gaithersburg, Md. • Nebraska



#12 Bester, Lacoitan WR
6-3 • 208 • Age 22
Rookie
Scooba, Miss. • Oklahoma



#66 Boffeli, Conor G/C
6-4 • 304 • Age 23
Rookie
West Des Moines, Iowa • Iowa



#2 Boswell, Chris K
6-2 • 185 • Age 23
Rookie
Keller, Texas • Rice



#71 Brown, Austin NT
6-2 • 295 • Age 22
Rookie
Woodbridge, Va. • Miami (Ohio)



#53 Bullough, Max ILB
6-3 • 249 • Age 22
Rookie
Traverse City, Mich. • Michigan State



#85 Coyle, Chris TE
6-4 • 243 • Age 23
Rookie
Westlake Village, Calif. • Arizona St.



#81 Denham, Anthony TE
6-4 • 235 • Age 23
Rookie
Monterey Park, Calif. • Utah



#71 Dima, Anthony T
6-6 • 295 • Age 23
Rookie
Centereach, N.Y. • Massachusetts



#74 Feiler, Matt T
6-6 • 330 • Age 22
Rookie
Strasburg, Pa. • Bloomsburg



#78 Ferentz, James C
6-2 • 285 • Age 25
Rookie
Iowa City, Iowa • Iowa



#83 Hughes, Kofi WR
6-2 • 215 • Age 22
Rookie
Indianapolis, Ind. • Indiana



#19 Labhart, Travis WR
5-9 • 182 • Age 23
Rookie
Whitesboro, Texas • Texas A&M



#63 Lloyd, Terrance OLB
6-3 • 238 • Age 23
Rookie
Houston, Texas • Baylor



#64 McAllister, Chris OLB
6-2 • 255 • Age 23
Rookie
Converse, Texas • Baylor



#18 McClung, Anthony WR
6-0 • 177 • Age 22
Rookie
Indianapolis, Ind. • Cincinnati



#74 Warmesley, Julius DE
6-2 • 296 • Age 24
Rookie
Baton Rouge, La. • Tulane



#40 Williams, Marcus CB
5-11 • 196 • Age 23
Rookie
Minneapolis, Minn. • North Dakota St.



#72 Witzmann, Bryan T
6-7 • 311 • Age 24
Rookie
Houlton, Wisc. • South Dakota St.



#61 Young, Chris ILB
6-0 • 252 • Age 22
Rookie
Seattle, Wash. • Arizona State

TEXANS ALPHABETIC ROSTER

(As of July 24, 2014; ages as of Kickoff Weekend, 2014)

NO.	NAME	POS	HT	WT	AGE	NFL EXP	COLLEGE	HIGH SCHOOL HOMETOWN	2013 SEASON GP-GS-DNP-IA
16	Bonner, Alan	WR	5-9	191	23	2	Jacksonville State	Newnan, Ga.	0-0-0-0
34	Bouye, A.J.	CB	6-0	191	23	2	Central Florida	Tucker, Ga.	0-0-0-0
79	Brooks, Brandon	CB	6-5	335	25	3	Miami (Ohio)	Milwaukee, Wisc.	15-15-0-1
33	Brown, Andre	RB	6-0	227	27	6	North Carolina State	Greenville, N.C.	**8-8-0-0
76	Brown, Duane	T	6-4	303	29	7	Virginia Tech	Richmond, Va.	14-14-0-2
98	Browner, Keith	DE	6-4	288	26	1	California	Los Angeles, Calif.	0-0-0-0
4	Bullock, Randy	K	5-3	206	24	3	Texas A&M	Kenn, Texas	16-0-0-0
69	Cabo, Tyson	T	6-6	315	32	9	Wake Forest	Knoxville, Tenn.	\$15-15-1-0
20	Clemons, Chris	SE	6-1	215	28	6	Clemson	Acadia, Fla.	\$16-16-0-0
93	Crick, Jared	DE	6-4	285	25	3	Nebraska	Cozad, Neb.	16-1-0-0
56	Cushing, Brian	ILB	6-3	249	27	6	Southern California	Park Ridge, N.J.	7-7-0-0
50	Dent, Akeem	ILB	6-1	239	26	4	Georgia	Atlanta, Ga.	***15-7-0-1
14	Fitzpatrick, Ryan	QB	6-2	223	31	10	Harvard	Gilbert, Ariz.	*11-9-5-0
23	Foster, Arian	RB	6-1	227	28	6	Tennessee	San Diego, Calif.	8-8-0-1
88	Graham, Garrett	TE	6-3	243	28	5	Wisconsin	Brick, N.J.	13-11-0-2
64	Griffin, Ryan	TE	6-6	254	24	2	Connecticut	Londonderry, N.H.	15-8-0-1
41	Grimes, Jonathan	RB	5-10	209	24	3	William & Mary	Willingsboro, N.J.	2-1-0-0
26	Harris, Brandon	CB	5-10	189	24	4	Miami (Fla.)	Miami, Fla.	16-0-0-0
57	Hazel, Paul	CB	6-5	227	24	5	Western Michigan	Miami, Fla.	#13-0-0-3
10	Hopkins, DeAndre	WR	6-1	218	22	2	Clemson	Central, S.C.	16-16-0-0
66d	Hunter, David	NT	6-2	301	24	2	Houston	Houston, Texas	0-0-0-0
25	Jackson, Kareem	CB	5-10	188	26	5	Alabama	Macon, Ga.	14-14-0-2
96	Jamison, Tim	DE	6-3	287	28	6	Michigan	Harvey, Ill.	5-0-0-11
80	Johnson, Andre	WR	6-3	230	33	12	Miami (Fla.)	Miami, Fla.	16-16-0-0
28	Johnson, Dennis	RB	5-7	193	24	2	Arkansas	Texarkana, Ark.	8-1-0-1
60	Jones, Ben	G/C	6-3	308	25	3	Georgia	Centerville, Ala.	16-1-0-0
24	Joseph, Johnathan	CB	5-11	188	30	9	South Carolina	Rock Hill, S.C.	15-15-0-0
7	Keenum, Case	QB	6-1	205	26	2	Houston	Abilene, Texas	8-8-0-8
31	Keo, Shiloh	FS	5-11	208	26	4	Idaho	Everett, Wash.	16-11-0-0
62	Kupper, Alex	G	6-3	299	24	1	Louisville	Louisville, Ky.	0-0-0-5
9	Lechler, Shane	DE	6-2	237	38	15	Texas A&M	East Bernard, Texas	16-0-0-0
52	Lemmon, Alec	WR	6-1	203	23	2	Syracuse	Crofton, Md.	0-0-0-0
21	Lewis, Kendrick	SE	6-0	198	26	5	Mississippi	New Orleans, La.	%16-15-0-0
43	Mack, Elbert	CB	5-10	175	28	7	Troy	Wichita, Kansas	8-0-0-2
82	Martin, Keshawn	WR	5-11	194	24	3	Michigan State	Inkster, Mich.	16-1-0-0
94	Mathews, Ricardo	NT	6-3	300	27	5	Cincinnati	Jacksonville, Fla.	**16-1-0-0
59	Merclius, Whitney	OLB	6-4	258	24	3	Illinois	Akron, Ohio	16-16-0-0
54	Mohamed, Mike	ILB	6-3	238	26	3	California	Brawley, Calif.	8-0-0-2
55	Myers, Chris	C	6-4	286	32	10	Miami (Fla.)	Miami, Fla.	16-16-0-0
75	Newton, Derek	T	6-6	313	26	4	Arkansas State	Utica, Miss.	16-16-0-0
17	Nwachukwu, EZ	WR	5-11	198	23	1	Texas A&M	Allen, Texas	0-0-0-0
42	Opurum, Toben	FB	6-1	250	23	1	Kansas	Richardson, Texas	0-0-0-1
53	Pleasant, Eddie	SS	5-10	210	25	2	Oregon	Corvallis, Calif.	16-1-0-0
11	Posey, DeVier	WR	6-1	210	24	3	Ohio State	Cincinnati, Ohio	14-0-0-2
86	Potter, Zach	TE	6-7	269	28	4	Nebraska	Omaha, Neb.	0-0-0-0
95	Powe, Jerrell	NT	6-2	331	27	4	Mississippi	Waynesboro, Miss.	%2-1-0-1
77	Quessenberry, David	G	6-5	306	24	2	San Jose State	La Jolla, Calif.	0-0-0-1
58	Reed, Brooks	OLB	6-3	254	27	4	Arizona	Tucson, Ariz.	16-16-0-0
91	Sarg, Ricky	OLB	6-4	252	27	4	Clemson	Bamberg, S.C.	*10-0-0-6
29	Starling, Jawanza	FS	6-1	206	23	2	Southern California	Tallahassee, Fla.	2-0-0-5
36	Swearingen, D.J.	SS	5-10	208	23	2	South Carolina	Greenwood, S.C.	16-10-0-0
52	Tarpinian, Jeff	ILB	6-3	240	26	4	Iowa	Omaha, Neb.	8-3-0-1
89	Thomas, Mike	WR	5-8	198	27	6	Arizona	DeSoto, Texas	0-0-0-0
57	Tuggle, Justin	ILB	6-3	249	24	2	Kansas State	Alpharetta, Ga.	15-1-0-1
72	Victoriano, Josh	CB	5-10	190	26	2	Michigan Tech	Metairie, La.	8-0-0-0
99	Walt, J.J.	DE	6-5	289	25	4	Wisconsin	Milwaukee, Wisc.	16-16-0-0
46	Weeks, Jon	LS	5-10	246	28	5	Baylor	Bethpage, N.Y.	16-0-0-0
67	White, Cody	G	6-3	303	26	3	Illinois State	Columbus, Ohio	1-0-0-15
49	Williams, Trevardo	OLB	6-1	236	25	2	Connecticut	Bridgeport, Conn.	0-0-0-0
610	Yeaman, Will	T	6-6	315	26	4	Maryland	San Diego, Calif.	\$8-0-0-1

DRAFTED (10)

39	Ballentine, Lonnie	S	6-3	215	21	R	Memphis	Memphis, Tenn.
44	Blue, Alfred	RB	6-2	223	23	R	LSU	Boutte, La.
90	Clowney, Jadeveon	OLB	6-5	266	21	R	South Carolina	Rock Hill, S.C.
87	Fiedorowicz, C.J.	TE	6-5	265	22	R	Iowa	Johnsburg, Ill.
38	Hai, Andre	CB	5-10	188	22	R	Vanderbilt	Port Allen, La.
92	Nix III, Louis	NT	6-2	331	23	R	Notre Dame	Jacksonville, Fla.
97	Pagan, Jeffery	DE	6-3	310	21	R	Alabama	Asheville, N.C.
45	Prosch, Jay	FB	6-1	256	22	R	Auburn	Mobile, Ala.
3	Savage, Tom	QB	6-4	228	24	R	Pittsburgh	Springfield, Pa.
70	Su'a-Filo, Xavier	G	6-4	307	23	R	UCLA	American Fork, Utah

UNDRAFTED ROOKIES (20)

65	Ankrah, Jason	OLB	6-3	262	23	R	Nebraska	Gaithersburg, Md.
12	Bester, Lacoltan	WR	6-3	208	22	R	Oklahoma	Scottdale, Miss.
660	Boffell, Conor	G/C	6-4	304	23	R	Iowa	West Des Moines, Iowa
2	Boswell, Chris	K	6-2	185	23	R	Rice	Keller, Texas
71	Brown, Austin	NT	6-2	295	22	R	Miami (Ohio)	Woodbridge, Va.
53	Bullough, Max	ILB	6-3	249	22	R	Michigan State	Traverse City, Mich.
85	Coyle, Chris	TE	6-4	243	23	R	Arizona State	Westlake Village, Calif.
81	Denham, Anthony	TE	6-4	235	23	R	Utah	Monterey Park, Calif.
710	Dima, Anthony	T	6-6	295	23	R	Massachusetts	Centereach, N.Y.
740	Feller, Matt	T	6-6	330	22	R	Bloomsburg	Strasburg, Pa.
78	Ferentz, James	C	6-2	285	25	R	Iowa	Iowa City, Iowa
83	Hughes, Kofi	WR	6-2	215	22	R	Indiana	Indianapolis, Ind.
19	Labhart, Travis	WR	5-9	182	23	R	Texas A&M	Whitesboro, Texas
63	Lloyd, Terrance	OLB	6-3	238	23	R	Baylor	Houston, Texas
64	McAllister, Chris	OLB	6-2	255	23	R	Baylor	Converse, Texas
18	McClung, Anthony	WR	6-0	177	22	R	Cincinnati	Indianapolis, Ind.
74d	Warmsley, Julius	DE	6-2	296	24	R	Tulane	Baton Rouge, La.
40	Williams, Marcus	CB	5-11	196	23	R	North Dakota State	Minneapolis, Minn.
72	Witzmann, Bryan	T	6-7	311	24	R	North Dakota State	Houlton, Wisc.
61d	Young, Chris	ILB	6-0	252	22	R	Arizona State	Seattle, Wash.

COACHING STAFF

BILL O'BRIEN
Head Coach

ROMEO CRENNEL

Defensive Coordinator

BOB LIGASHEFSKY

Special Teams Coordinator

JIM BERNHARDT

Director of Football Research

JOHN BUTLER

Secondary

DOUG COLMAN

Defensive Special Teams

PAUL DUNN

Offensive Line

CRAIG FITZGERALD

Head

Strength & Conditioning

GEORGE GODSEY

Quarterbacks

SEAN HAYES

Assistant

Strength & Conditioning

STAN HIXON

Wide Receivers

TIM KELLY

Offensive Quality Control

BILL KOLLAR

Defensive Line

WILL LAWING

Defensive Quality Control

CHARLES LONDON

Running Backs

ANTHONY MIDGET

Assistant Secondary

JOHN PERRY

Tight Ends

ANTHONY PLEASANT

Assistant

Strength & Conditioning

MIKE VRABEL

Linebackers



TEXANS NUMERIC ROSTER

(As of June 24, 2014; ages as of Kickoff Weekend, 2014)

NO.	NAME	POS	HT	WT	AGE	NFL EXP	COLLEGE	HIGH SCHOOL HOMETOWN	HOW ACQUIRED
4	Randy Bullock	K	5-9	206	24		3 Texas A&M	Klein, Texas	D5-'12
7	Case Keenum	QB	6-1	205	26		2 Houston	Abilene, Texas	CFA-'12
9	Shane Lechler	P	6-2	237	38	15	2 Texas A&M	East Bernard, Texas	UFA-'13 (OAK)
10	DeAndre Hopkins	WR	6-1	218	22	2	2 Clemson	Central, S.C.	D1-'13
11	DeVier Posey	WR	6-1	210	24	3	3 Ohio State	Cincinnati, Ohio	D3a-'12
14	Ryan Fitzpatrick	QB	6-2	223	31	10	4 Harvard	Gilbert, Ariz.	FA-'14
15	Alec Lemon	WR	6-1	203	23	2	2 Syracuse	Crofton, Md.	FA-'14
16	Alan Bonner	WR	5-10	191	23	2	2 Jacksonville State	Newman, Ga.	CFA-'13
17	EZ Nwachukwu	WR	5-11	198	23	1	1 Texas A&M	Allen, Texas	D6b-'13
20	Chris Clemens	S	6-1	215	28	6	6 Clemson	Arcadia, Fla.	CFA-'13
21	Kendrick Lewis	FS	6-0	198	26	5	5 Mississippi	New Orleans, La.	UFA-'14 (MIA)
23	Arian Foster	RB	6-1	227	28	6	6 Tennessee	San Diego, Calif.	UFA-'14 (KC)
24	Johnathan Joseph	CB	5-11	188	30	9	9 South Carolina	Rock Hill, S.C.	CFA-'09
25	Kareem Jackson	CB	5-10	188	26	5	5 Alabama	Macon, Ga.	UFA-'11 (CIN)
26	Brandon Harris	CB	5-10	189	24	4	4 Miami (Fla.)	Miami, Fla.	D1-'10
27	Josh Victorian	CB	5-10	190	26	2	2 Louisiana Tech	Metairie, La.	D2b-'11
28	Dennis Johnson	RB	5-7	193	24	2	2 Arkansas	Texarkana, Ark.	FA-'13
29	Jawanza Starling	FS	6-1	206	23	2	2 Southern California	Tallahassee, Fla.	FA-'13
31	Shiloh Keo	FS	5-11	208	26	4	4 Idaho	Everett, Wash.	FA-'13
32	Andre Brown	RB	6-0	227	27	6	6 Tennessee	Greenville, N.C.	D5a-'11
34	A.J. Bouye	CB	6-0	191	23	2	2 Central Florida	Tucker, Ga.	UFA-'14 (NYG)
35	Eddie Pleasant	SS	5-10	210	25	2	2 Oregon	Compton, Calif.	CFA-'13
36	D.J. Swearingen	S	5-10	208	23	2	2 South Carolina	Greenwood, S.C.	CFA-'12
41	Jonathan Grimes	RB	5-10	209	24	3	3 William & Mary	Willingboro, N.J.	D2-'13
42	Toben Oporum	RB	6-1	250	23	1	1 Kansas	Richardson, Texas	FA-'13
43	Elbert Mack	CB	5-10	175	28	7	7 Troy	Wichita, Kansas	FA-'13
46	Jon Weeks	LS	5-10	246	28	5	5 Baylor	Bethpage, N.Y.	FA-'13
49	Trevardo Williams	OLB	6-1	236	25	2	2 Connecticut	Bridgeport, Conn.	FA-'13
50	Akeem Dent	ILB	6-1	239	26	4	4 Georgia	Atlanta, Ga.	T-'14 (ATL)
51	Paul Hazel	ILB	6-5	227	24	2	2 Western Michigan	Miami, Fla.	D4-'13
52	Jeff Tarpinian	ILB	6-3	240	26	4	4 Iowa	Omaha, Neb.	W-'13 (CLE)
54	Mike Mohamed	ILB	6-3	238	26	3	3 California	Brawley, Calif.	FA-'13
55	Chris Myers	C	6-4	286	32	10	10 Miami (Fla.)	Miami, Fla.	FA-'13
56	Brian Cushing	CB	6-3	249	27	6	6 Southern California	Park Ridge, N.J.	T-'08 (DEN)
57	Justin Tuggle	ILB	6-3	249	24	2	2 Kansas State	Alpharetta, Ga.	D1-'09
58	Brooks Reed	OLB	6-3	254	27	4	4 Arizona	Tucson, Ariz.	CFA-'13
59	Whitney Mercilus	OLB	6-4	258	24	3	3 Illinois	Akron, Ohio	D2a-'11
60	Ben Jones	G/C	6-3	308	25	3	3 Georgia	Centerville, Ala.	D1-'12
61	Will Yeatman	T	6-6	315	26	4	4 Maryland	San Diego, Calif.	FA-'14
62	Alex Kopper	G	6-3	299	24	1	1 Louisville	Louisville, Ky.	CFA-'13
66d	David Hunter	NT	6-2	301	24	2	2 Houston	Houston, Texas	FA-'14
67	Cody White	G	6-3	303	26	3	3 Illinois State	Columbus, Ohio	CFA-'12
68	Tyson Clabo	T	6-6	315	32	9	9 Wake Forest	Knoxville, Tenn.	FA-'14
75	Derek Newton	T	6-6	313	26	4	4 Arkansas State	Utica, Miss.	D7a-'11
76	Duane Brown	T	6-4	303	29	7	7 Virginia Tech	Richmond, Va.	D1-'08
77	David Quessenberry	G	6-5	306	24	2	2 San Jose State	La Jolla, Calif.	D6a-'13
79	Brandon Brooks	G	6-5	335	25	3	3 Miami (Ohio)	Milwaukee, Wisc.	D3b-'12
80	Andre Johnson	WR	6-3	230	33	12	12 Miami (Fla.)	Miami, Fla.	D1-'03
82	Keshawn Martin	WR	5-11	194	24	3	3 Michigan State	Inkster, Mich.	D4b-'12
84	Ryan Griffin	TE	6-6	254	24	2	2 Connecticut	Londonderry, N.H.	D6d-'13
86	Zach Potter	TE	6-7	269	28	4	4 Nebraska	Omaha, Neb.	FA-'14
88	Garrett Graham	TE	6-3	243	28	5	5 Wisconsin	Brick, N.J.	D4b-'10
89	Mike Thomas	WR	5-8	198	27	6	6 Arizona	DeSoto, Texas	FA-'13
91	Ricky Sapp	OLB	6-4	252	27	4	4 Clemson	Bamberg, S.C.	W-'13 (NYJ)
94	Jared Crick	DE	6-4	285	25	3	3 Nebraska	Cosad, Neb.	D4c-'12
94	Ricardo Matthews	ILB	6-3	300	21	5	5 Cincinnati	Jacksonville, Fla.	UFA-'14 (IND)
95	Jerrell Powe	NT	6-2	331	27	4	4 Mississippi	Waynesboro, Miss.	FA-'14
96	Tim Jamison	DE	6-3	287	28	6	6 Michigan	Harvey, Ill.	CFA-'09
98	Keith Browner	DE	6-4	288	26	1	1 California	Los Angeles, Calif.	CFA-'12
99	J.J. Watt	DE	6-5	289	25	4	4 Wisconsin	Pewaukee, Wisc.	D1-'11

DRAFTED (10)

3	Tom Savage	QB	6-4	228	24	R	Pittsburgh	Springfield, Pa.	D4-'14
38	Andre Hal	CB	5-10	188	22	R	Vanderbilt	Port Allen, La.	D7a-'14
39	Lonnie Ballentine	S	6-3	215	21	R	Memphis	Memphis, Tenn.	D7b-'14
44	Alfred Blue	RB	6-2	223	23	R	LSU	Boutte, La.	D6b-'14
45	Jay Prosch	FB	6-1	256	22	R	Auburn	Mobile, Ala.	D6a-'14
70	Xavier Su-A-Filo	G	6-4	307	22	R	UCLA	American Fork, Utah	D2-'14
87	C.J. Fiedorowicz	TE	6-5	265	22	R	Iowa	Johnsburg, Ill.	D3a-'14
90	Jadeveon Clowney	OLB	6-5	266	21	R	South Carolina	Rock Hill, S.C.	D1-'14
92	Louis Nix III	NT	6-2	331	23	R	Notre Dame	Jacksonville, Fla.	D3b-'14
97	Jeffrey Pagan	DE	6-3	310	21	R	Alabama	Asheville, N.C.	D6a-'14

UNDRAFTED ROOKIES (20)

2	Chris Boswell	K	6-2	185	23	R	Rice	Keller, Texas	CFA-'14
12	Lacollan Bester	WR	6-3	208	22	R	Oklahoma	Scoboo, Miss.	CFA-'14
18	Anthony McClung	WR	6-0	177	22	R	Cincinnati	Indianapolis, Ind.	CFA-'14
19	Travis Lohart	WR	5-9	182	23	R	Texas A&M	Whitesboro, Texas	CFA-'14
40	Marcus Williams	CB	5-11	196	23	R	North Dakota State	Minnetonka, Minn.	CFA-'14
53	Max Bullock	WR	6-2	239	23	R	Michigan State	Traverse City, Mich.	CFA-'14
61d	Chris Young	ILB	6-0	252	22	R	Arizona State	Seattle, Wash.	CFA-'14
63	Terrance Lloyd	OLB	6-3	238	23	R	Baylor	Houston, Texas	CFA-'14
64	Chris McAllister	OLB	6-2	255	23	R	Baylor	Converse, Texas	CFA-'14
65	Jason Ankrath	OLB	6-3	262	23	R	Nebraska	Gaithersburg, Md.	CFA-'14
66o	Conor Boffeli	G/C	6-4	304	23	R	Iowa	West Des Moines, Iowa	W-'14 (MIN)
71d	Austin Brown	NT	6-2	295	22	R	Miami (Ohio)	Woodbridge, Va.	CFA-'14
71o	Anthony Dima	T	6-6	295	23	R	Massachusetts	Centereach, N.Y.	W-'14 (CLE)
72	Bryan Witzmann	T	6-7	311	24	R	South Dakota State	Houlton, Wisc.	CFA-'14
74o	Matt Feller	T	6-6	330	22	R	Bloomsburg	Stratburg, Pa.	CFA-'14
74d	Julius Wamsley	DE	6-2	296	24	R	Tulane	Basin Rouge, La.	CFA-'14
78	James Ferentz	C	6-2	285	25	R	Iowa	Iowa City, Iowa	CFA-'14
81	Anthony Denham	TE	6-4	235	23	R	Utah	Monterey Park, Calif.	CFA-'14
83	Kofi Hughes	WR	6-2	215	22	R	Indiana	Indianapolis, Ind.	W-'14 (WAS)
85	Chris Coyle	TE	6-4	243	23	R	Arizona State	Westlake Village, Calif.	CFA-'14

PRONUNCIATION GUIDE

Jason Ankrath
ANE-krah

Lonnie Ballentine
Bal-en-TINE

A.J. Bouye
boy-YAY

Max Bullock
BULL-ah

Tyson Clabo
CLAY-bo

Jadeveon Clowney
juh-DEV-ee-uhn

Anthony Denham
DEN-em

C.J. Fiedorowicz
feh-DOR-uh-wits

Matt Feller
FI-ler

DeAndre Hopkins
D-Andre

Shiloh Keo
SHY-lo K-O

Keshawn Martin
KEY-shawn

Whitney Mercilus
MER-sih-lus

Louis Nix III
LEWIS;

EZ Nwachukwu
WATCH-ah-woo

Toben Oporum
TOH-ben O-per-um

DeVier Posey
Duh-VEER PO-Z

Jay Prosch
PRAWSH

Xavier Su-A-Filo
SOO-ah-fee-lo

D.J. Swearingen
SWEAR-in-ger

Jeff Tarpinian
TAR-pin-e-an

Trevardo Williams
TREH-var-doe



HOW THE TEXANS WERE BUILT

Year	College Draft (34)	Trades (2)	Free Agents (54)
2003	WR Andre Johnson (1)		
5-11, 4th, AFC South			
2004			
7-9, 3rd, AFC South			
2005			
2-14, 4th, AFC South			
2006			
6-10, 4th, AFC South			
2007			
8-8, 4th, AFC South			
2008	T Duane Brown (1)	C Chris Myers (DEN)	
8-8, 3rd, AFC South			
2009	ILB Brian Cushing (1)		RB Arian Foster (CFA) DE Tim Jamison (CFA) LS Jon Weeks (FA)
9-7, 2nd AFC South			
2010	CB Kareem Jackson (1) TE Garrett Graham (4b)		
6-10, 3rd AFC South			
2011	DE J.J. Watt (1) OLB Brooks Reed (2a) CB Brandon Harris (2b) FS Shiloh Keo (5a) T Derek Newton (7a)		CB Johnathan Joseph (UFA-CIN)
10-6, AFC South Champions			
2012	OLB Whitney Mercilus (1) WR DeVier Posey (3a) G Brandon Brooks (3b) G/C Ben Jones (4a) WR Keshawn Martin (4b) DE Jared Crick (4c) K Randy Bullock (5)		DE Keith Browner (CFA) QB Case Keenum (CFA) SS Eddie Pleasant (CFA) G Cody White (CFA)
12-4, AFC South Champions			
2013	WR DeAndre Hopkins (1) S D.J. Swearingen (2) OLB Trevardo Williams (4) G David Quessenberry (6a) WR Alan Bonner (6b) TE Ryan Griffin (6d)		CB A.J. Bouye (CFA) RB Jonathan Grimes (FA) RB Dennis Johnson (FA) C Alex Kupper (CFA) P Shane Lechler (UFA-OAK) WR Alec Lemon (CFA) CB Elbert Mack (FA) ILB Mike Mohamed (FA) WR EZ Nwachukwu (CFA) FB Toben Oporum (FA) OLB Ricky Sapp (W-NYJ) FS Jawanza Starling (FA) ILB Jeff Tarpinian (FA) WR Mike Thomas (FA) ILB Justin Tuggle (CFA) CB Josh Victorian (FA)
2-13, 4th, AFC South			
2014	OLB Jadeveon Clowney (1) Xavier Su'a-Filo (2) C.J. Fiedorowicz (3a) Louis Nix III (3b) Tom Savage (4) Jeffrey Pagan (6a) Alfred Blue (6b) Jay Prosch (6c) Andre Hal (7a) Lonnie Ballentine (7b)	ILB Akeem Dent (ATL)	OLB Jason Ankrah (CFA) WR Lacoltan Bester (CFA) G/C Conor Boffeli (W-MIN) K Chris Boswell (CFA) NT Austin Brown (CFA) RB Andre Brown (UFA-NYG) ILB Max Bullough (CFA) T Tyson Clabo (FA) S Chris Clemmons (UFA-MIA) TE Anthony Denham (CFA) T Anthony Dima (W-CLE) T Matt Feiler (CFA) C James Ferentz (CFA) QB Ryan Fitzpatrick (FA) OLB Paul Hazel (W-CLE) WR Kofi Hughes (W-WAS) NT David Hunter (FA) DL Tim Jackson (CFA) WR Travis Labhart (CFA) S Kendrick Lewis (UFA-KC) OLB Terrance Lloyd (CFA) NT Ricardo Mathews (UFA-IND) OLB Chris McAllister (CFA) WR Anthony McClung (CFA) TE Zach Potter (FA) NT Jerrell Powe (FA) DE Julius Warmesley (CFA) CB Marcus Williams (CFA) T Bryan Witzmann (CFA) T Will Yeatman (FA) ILB Chris Young (CFA)





**WITH NFL MOBILE,
NEVER BE WITHOUT
THE TEXANS.**



Only NFL Mobile from Verizon delivers live NFL games right to your phone every Thursday, Sunday and Monday night. Plus, watch every touchdown from every game on Sunday afternoons with NFL RedZone.

Never being without the game you love. That's Powerful.



Airtime, message & data usage applies for app download & use. Available on select smartphones. Subscriptions required for video content on all devices. Coverage not available everywhere. Google and Android are trademarks of Google. App Store is a service mark of Apple Inc. Windows and Windows logos are trademarks of the Microsoft group of companies. © 2014 Verizon.

NRG STADIUM



The Texans have played to 122 consecutive sellouts at NRG Stadium. In 2013, the world's largest indoor HD video boards were installed at NRG Stadium and it was announced that it will play host to Super Bowl LI in 2017. The stadium has played host to the Texas Bowl since 2006, the 2007 East-West Shrine Game, the 2011 NCAA Men's Final Four, Super Bowl XXXVIII, Wrestlemania XXV, Rodeo Houston and among other large-scale events. The NCAA Men's Final Four will return to the building in 2016.

The city of Houston always has been on the cutting edge of stadium development. Houston first introduced the Astrodome, which opened in 1965 as the world's first domed stadium. The trend continued in 2002 with the debut of NRG Stadium.

The first NFL stadium with a retractable roof, NRG Stadium opened for business on Aug. 24, 2002, as the Texans hosted the Miami Dolphins in the preseason. Houston's regular-season debut against Dallas on Sept. 8 was televised nationally on ESPN. The Texans stunned the Cowboys 19-10 before a raucous crowd, unveiling a gameday atmosphere that would become a staple throughout the Texans' inaugural campaign.

In 2013, the world's largest indoor high-definition video boards were installed at the north and south ends of the stadium. The Mitsubishi Electric Diamond Vision System boards are 14,549 square feet apiece and have a display resolution of 1,000 x 5,280 pixels in HD 1080i format.

Counting preseason games, the Texans have played to 122 consecutive sellouts. They set a team record in 2012 with 573,321 fans during the regular season, an average of 71,665 per game. The Texans' largest crowd through 12 seasons was 71,778 for their Sunday Night Football matchup with the Indianapolis Colts on Nov. 3, 2013, the largest non-Super Bowl football crowd in the city's history.

Speaking of the Super Bowl, the world's biggest sports spectacle will take place in NRG Stadium for a second time in February 2017. The city of Houston was awarded Super Bowl LI following a vote by NFL owners in May 2013. The Super Bowl returned to Houston for the first time in 30 years in 2004 as NRG Stadium hosted a memorable Super Bowl XXXVIII between the New England Patriots and Carolina Panthers. The Patriots won 32-29 on Adam Vinatieri's 41-yard field goal with four seconds remaining before a crowd of 71,525. The event also featured elaborate pregame and halftime shows featuring the likes of Aerosmith, Beyoncé, Kid Rock, P. Diddy, Nelly, Toby Keith and Willie Nelson.

NRG Stadium has hosted numerous college football

games, including the Texas Bowl since 2006, three Houston Bowls, the 2002 and 2005 Big 12 Championship Games, the 2007 East-West Shrine Game, the Bayou Bucket (Rice vs. Houston) and the second annual AdvoCare Texas Kick-off featuring LSU and Wisconsin. NRG Stadium housed the NCAA Men's Basketball Tournament Sweet 16 in 2008 and 2010 and hosted the Final Four in 2011. The Final Four will return in 2016.

NRG Stadium also has become one of the nation's leading soccer venues. The U.S. Men's National Soccer Team hosted Mexico in May 2003 in the two teams' first match since their 2002 World Cup meeting. In 2005, NRG Stadium hosted the championship matches of the Mexican League's InterLiga qualification competition. The stadium hosted another U.S.-Mexico match and a Mexico-Belize World Cup qualifier in 2008 and hosted matches in the CONCACAF Gold Cup in 2005, 2007 and 2009, as well as the Gold Cup semifinals in 2011 and 2010 MLS All-Star Game featuring Manchester United.

The Houston Livestock Show and Rodeo continued to play to a packed house in 2014, boasting such acts as Maroon 5, Luke Bryan, Usher, Blake Shelton and Banda MS. NRG Stadium also has played host to concerts by U2, The Rolling Stones, Metallica, George Strait and Kenny Chesney, and premier events including WrestleMania XXV, Disney on Ice and the Ringling Bros. and Barnum & Bailey Circus.

Ground broke on NRG Stadium on March 9, 2000. The stadium, covering 1.9 million square feet, features 44,000 seats on the sideline. There are 8,400 club seats and 195 suites, along with 10 party suites on the 300 level.

With the innovation of the retractable roof, Houston returned to outdoor NFL action in 2002 for the first time since Super Bowl VIII at Rice Stadium in 1974. The roof is made of translucent, Teflon-coated fiberglass fabric and takes 10 minutes to open and close. When it opens, the roof splits at the 50-yard line and docks in the end zones.

The climate-controlled stadium also features a natural

NRG STADIUM

grass playing surface. The grass is grown on eight-foot square trays, then transported to the stadium.

NRG Stadium features an open view of the playing field from the main concourse and on the club level. The main concourse is 40 feet wide, which makes it one of the largest in the NFL. Each concession stand has multiple televisions that enable Texans fans to stay on top of the action.

The Texans' front office is located on the south end of the stadium, enabling the club's day-to-day operations to be under one roof. Players report to the stadium to take part in film sessions, practice, treatment and training. The 10,000-square-foot weight room is among the largest in the league. The players also can take advantage of a three-

lane lap pool.

Texans head coach Bill O'Brien conducts his postgame press conferences in the team's media auditorium on the ground level. The stadium's press box is located on the eighth level of the stadium's west side, flanking Kirby Drive.

Across the street, the Houston Methodist Training Center features three outdoor grass practice fields. One field is lit for night sessions during training camp. The Houston Methodist Training Center also features an indoor practice field outfitted with FieldTurf. The air-supported structure offers the team a seamless transition from outdoor to indoor practice in case of inclement weather. The state-of-the-art facility also doubles as the team's training camp headquarters.

NRG'S HD VIDEO BOARDS



The above image is of one NRG Stadium's video boards. Both boards are the two largest indoor HD video boards in the world and were installed in August 2013.

VIDEO BOARD QUICK FACTS

- The largest in-stadium HD video displays in the world
- Image area is 52.49' (H) x 277.17' (W), totaling 14,549 square feet of display surface compared to 2,592 square feet of display surface on the old, standard definition boards that were used from 2002-12. That is a 561 percent increase in area
- Display resolution of 1,000 x 5,280 pixels in HD 1080i format with 4.4 trillion colors and 960 Hz refresh rate for jitter-free HD images
- Manufactured by Mitsubishi Electric's Diamond Vision Systems Division (Cowboy Stadium; Yankee Stadium; Lambeau Field; Fenway Park; Century Link Field)
- The widest display in professional sports (roughly 40 percent wider than the previous title holder/Safeco Field in Seattle, Wash.)
- Largest end zone video display in the NFL (more than 70 percent larger than previous title holder/LP Field in Nashville, Tenn.)
- Wider than the wing span of a 747 and equal to roughly 3,050 40" LCD displays.

VIDEO BOARD FEATURES

- Texans fans first experienced High Definition video images in 2013 for the first time in Reliant Stadium thanks to the video displays. The old video boards displayed standard definition images.
- Replays are further enhanced thanks to an additional slow-motion instant replay machine from EVS that captures four more camera angles and the capability of network television replay footage to be shown.
- The 277-foot wide displays are the largest in the NFL or MLB. The portion of the displays that show game action are larger than all but three video boards in the NFL at 115 feet wide and 52.5 feet tall.
- A digital clock and down and distance have replaced the matrix displays that served the same purpose.
- In-game statistics are presented on the videoboard displays, as are out-of-town scores and fantasy football updates.
- All of the space on the displays is digital and can be changed out with graphics to enhance fan experience.

2014 COMPOSITE NFL SCHEDULE

(Games grouped by start times and listed alphabetically by home team; ALL TIMES CENTRAL)

HALL OF FAME GAME SUNDAY, AUGUST 3

NY Giants vs. Buffalo (Canton, OH)7:00p

PRESEASON WEEK 1

THURSDAY, AUGUST 7

Indianapolis at NY Jets6:00p
San Francisco at Baltimore6:30p
New England at Washington6:30p
Cincinnati at Kansas City7:00p
Seattle at Denver8:00p
Dallas at San Diego9:00p

FRIDAY, AUGUST 8

Miami at Atlanta6:00p
Buffalo at Carolina6:30p
Tampa Bay at Jacksonville6:30p
Philadelphia at Chicago7:00p
Oakland at Minnesota7:00p
New Orleans at St. Louis7:00p

SATURDAY, AUGUST 9

Cleveland at Detroit6:30p
Pittsburgh at NY Giants6:30p
Green Bay at Tennessee7:00p
Houston at Arizona7:30p

PRESEASON WEEK 2

THURSDAY, AUGUST 14

Jacksonville at Chicago7:00p

FRIDAY, AUGUST 15

Philadelphia at New England6:30p
Tennessee at New Orleans7:00p
Detroit at Oakland9:00p
San Diego at Seattle9:00p

SATURDAY, AUGUST 16

Green Bay at St. Louis3:00p
NY Jets at Cincinnati6:00p
Baltimore at Dallas6:00p
NY Giants at Indianapolis6:00p
Buffalo at Pittsburgh6:30p
Miami at Tampa Bay6:30p
Atlanta at Houston7:00p
Arizona at Minnesota7:30p

SUNDAY, AUGUST 17

Denver at San Francisco3:00p
Kansas City at Carolina7:00p

MONDAY, AUGUST 18

Cleveland at Washington7:00p

PRESEASON WEEK 3

THURSDAY, AUGUST 21

Pittsburgh at Philadelphia6:30p

FRIDAY, AUGUST 22

Oakland at Green Bay7:00p
Jacksonville at Detroit6:30p
Carolina at New England6:30p
NY Giants at NY Jets6:30p
Chicago at Seattle9:00p

SATURDAY, AUGUST 23

New Orleans at Indianapolis7:00p
Tampa Bay at Buffalo3:30p
Dallas at Miami6:00p
Tennessee at Atlanta6:00p
Washington at Baltimore6:30p
St. Louis at Cleveland7:00p
Minnesota at Kansas City7:00p
Houston at Denver8:00p

SUNDAY, AUGUST 24

San Diego at San Francisco3:00p
Cincinnati at Arizona7:00p

PRESEASON WEEK 4

THURSDAY, AUGUST 28

Atlanta at Jacksonville5:00p
Detroit at Buffalo6:00p

Indianapolis at Cincinnati6:00p
Kansas City at Green Bay6:00p
St. Louis at Miami6:00p
NY Jets at Philadelphia6:00p
New England at NY Giants6:30p
Carolina at Pittsburgh6:30p
Washington at Tampa Bay6:30p
Chicago at Cleveland7:00p
Denver at Dallas7:00p
San Francisco at Houston7:00p
Baltimore at New Orleans7:00p
Minnesota at Tennessee7:00p
Seattle at Oakland9:00p
Arizona at San Diego9:00p

REGULAR SEASON

THURSDAY, SEPTEMBER 4

(KICKOFF WEEKEND)

Green Bay at Seattle7:30p

SUNDAY, SEPTEMBER 7

New Orleans at AtlantaNoon
Cincinnati at BaltimoreNoon
Buffalo at ChicagoNoon
Washington at HoustonNoon
Tennessee at Kansas CityNoon
New England at MiamiNoon
Oakland at N.Y. JetsNoon
Jacksonville at PhiladelphiaNoon
Cleveland at PittsburghNoon
Minnesota at St. LouisNoon
San Francisco at Dallas3:25p
Carolina at Tampa Bay3:25p
Indianapolis at Denver7:30p

MONDAY, SEPTEMBER 8

N.Y. Giants at Detroit6:10p
San Diego at Arizona9:20p

THURSDAY, SEPTEMBER 11

(SECOND WEEKEND)

Pittsburgh at Baltimore7:25p

SUNDAY, SEPTEMBER 14

Miami at BuffaloNoon
Detroit at CarolinaNoon
Atlanta at CincinnatiNoon
New Orleans at ClevelandNoon
New England at MinnesotaNoon
Arizona at N.Y. GiantsNoon
Dallas at TennesseeNoon
Jacksonville at WashingtonNoon
Seattle at San Diego3:05p
St. Louis at Tampa Bay3:05p
Kansas City at Denver3:25p
N.Y. Jets at Green Bay3:25p
Houston at Oakland3:25p
Chicago at San Francisco7:30p

MONDAY, SEPTEMBER 15

Philadelphia at Indianapolis7:30p

THURSDAY, SEPTEMBER 18

(THIRD WEEKEND)

Tampa Bay at Atlanta7:25p

SUNDAY, SEPTEMBER 21

San Diego at BuffaloNoon
Tennessee at CincinnatiNoon
Baltimore at ClevelandNoon
Green Bay at DetroitNoon
Indianapolis at JacksonvilleNoon
Oakland at New EnglandNoon
Minnesota at New OrleansNoon
Houston at N.Y. GiantsNoon
Washington at PhiladelphiaNoon
Dallas at St. LouisNoon
San Francisco at Arizona3:05p
Kansas City at Miami3:25p
Denver at Seattle3:25p
Pittsburgh at Carolina7:30p

MONDAY, SEPTEMBER 22

Chicago at N.Y. Jets7:30p

THURSDAY, SEPTEMBER 25

(FOURTH WEEKEND)

(BYES: Arizona, Cincinnati, Cleveland, Denver, Seattle, St. Louis)

N.Y. Giants at Washington7:25p

SUNDAY, SEPTEMBER 28

Carolina at BaltimoreNoon
Green Bay at ChicagoNoon
Buffalo at HoustonNoon
Tennessee at IndianapolisNoon
Detroit at N.Y. JetsNoon
Miami at Oakland (London)Noon
Tampa Bay at PittsburghNoon
Jacksonville at San Diego3:05p
Atlanta at Minnesota3:25p
Philadelphia at San Francisco3:25p
New Orleans at Dallas7:30p

MONDAY, SEPTEMBER 29

New England at Kansas City7:30p

THURSDAY, OCTOBER 2

(FIFTH WEEKEND)

(BYES: Miami, Oakland)

Minnesota at Green Bay7:25p

SUNDAY, OCTOBER 5

Chicago at CarolinaNoon
Houston at DallasNoon
Buffalo at DetroitNoon
Baltimore at IndianapolisNoon
Pittsburgh at JacksonvilleNoon
Tampa Bay at New OrleansNoon
Atlanta at N.Y. GiantsNoon
St. Louis at PhiladelphiaNoon
Cleveland at TennesseeNoon
Arizona at Denver3:05p
N.Y. Jets at San Diego3:25p
Kansas City at San Francisco3:25p
Cincinnati at New England *7:30p

MONDAY, OCTOBER 6

Seattle at Washington7:30p

THURSDAY, OCTOBER 9

(SIXTH WEEKEND)

(BYES: Kansas City, New Orleans)

Indianapolis at Houston7:25p

SUNDAY, OCTOBER 12

Chicago at AtlantaNoon
New England at BuffaloNoon
Carolina at CincinnatiNoon
Pittsburgh at ClevelandNoon
Green Bay at MiamiNoon
Detroit at MinnesotaNoon
Denver at N.Y. JetsNoon
Baltimore at Tampa BayNoon
Jacksonville at TennesseeNoon
San Diego at Oakland3:05p
Washington at Arizona3:25p
Dallas at Seattle3:25p
N.Y. Giants at Philadelphia *7:30p

MONDAY, OCTOBER 13

San Francisco at St. Louis7:30p

THURSDAY, OCTOBER 16

(SEVENTH WEEKEND)

(BYES: Philadelphia, Tampa Bay)

N.Y. Jets at New England7:25p

SUNDAY, OCTOBER 19

Atlanta at BaltimoreNoon
Minnesota at BuffaloNoon
Miami at ChicagoNoon
New Orleans at DetroitNoon
Carolina at Green BayNoon
Cincinnati at IndianapolisNoon
Cleveland at JacksonvilleNoon
Seattle at St. LouisNoon
Tennessee at WashingtonNoon
Kansas City at San Diego3:05p
N.Y. Giants at Dallas3:25p



2014 COMPOSITE NFL SCHEDULE

Arizona at Oakland 3:25p
 San Francisco at Denver * 7:30p
MONDAY, OCTOBER 20
 Houston at Pittsburgh 7:30p

THURSDAY, OCTOBER 23

(EIGHTH WEEKEND)

(BYES: N.Y. Giants, San Francisco)

San Diego at Denver 7:25p

SUNDAY, OCTOBER 26

Detroit at Atlanta (London) 8:30a
 Seattle at Carolina Noon
 Baltimore at Cincinnati Noon
 Miami at Jacksonville Noon
 St. Louis at Kansas City Noon
 Chicago at New England Noon
 Buffalo at N.Y. Jets Noon
 Minnesota at Tampa Bay Noon
 Houston at Tennessee Noon
 Philadelphia at Arizona 3:05p
 Oakland at Cleveland 3:25p
 Indianapolis at Pittsburgh 3:25p
 Green Bay at New Orleans * 7:30p

MONDAY, OCTOBER 27

Washington at Dallas 7:30p

THURSDAY, OCTOBER 30

(NINTH WEEKEND)

(BYES: Atlanta, Buffalo, Chicago, Detroit, Green Bay, Tennessee)

New Orleans at Carolina 7:25p

SUNDAY, NOVEMBER 2

Jacksonville at Cincinnati Noon
 Tampa Bay at Cleveland Noon
 Arizona at Dallas Noon
 Philadelphia at Houston Noon
 N.Y. Jets at Kansas City Noon
 San Diego at Miami Noon
 Washington at Minnesota Noon
 St. Louis at San Francisco 3:05p
 Denver at New England 3:25p
 Oakland at Seattle 3:25p
 Baltimore at Pittsburgh * 7:30p

MONDAY, NOVEMBER 3

Indianapolis at N.Y. Giants 7:30p

THURSDAY, NOVEMBER 6

(TENTH WEEKEND)

(BYES: Houston, Indianapolis, Minnesota, New England, San Diego, Washington)
 Cleveland at Cincinnati 7:25p

SUNDAY, NOVEMBER 9

Tennessee at Baltimore Noon
 Kansas City at Buffalo Noon
 Miami at Detroit Noon
 Dallas at Jacksonville (London) Noon
 San Francisco at New Orleans Noon
 Pittsburgh at N.Y. Jets Noon
 Atlanta at Tampa Bay Noon
 Denver at Oakland 3:05p
 St. Louis at Arizona 3:25p
 N.Y. Giants at Seattle 3:25p
 Chicago at Green Bay * 7:30p

MONDAY, NOVEMBER 10

Carolina at Philadelphia 7:30p

THURSDAY, NOVEMBER 13 (ELEVENTH WEEKEND)

(BYES: Baltimore, Dallas, Jacksonville, N.Y. Jets)

Buffalo at Miami 7:25p

SUNDAY, NOVEMBER 16

Atlanta at Carolina Noon
 Minnesota at Chicago Noon
 Houston at Cleveland Noon
 Philadelphia at Green Bay Noon
 Seattle at Kansas City Noon
 Cincinnati at New Orleans Noon

San Francisco at N.Y. Giants Noon
 Denver at St. Louis Noon
 Tampa Bay at Washington Noon
 Oakland at San Diego 3:05p
 Detroit at Arizona 3:25p
 New England at Indianapolis * 7:30p
MONDAY, NOVEMBER 17 7:30p
 Pittsburgh at Tennessee

THURSDAY, NOVEMBER 20

(TWELFTH WEEKEND)

(BYES: Carolina, Pittsburgh)

Kansas City at Oakland 7:25p

SUNDAY, NOVEMBER 23

Cleveland at Atlanta Noon
 N.Y. Jets at Buffalo Noon
 Tampa Bay at Chicago Noon
 Cincinnati at Houston Noon
 Jacksonville at Indianapolis Noon
 Green Bay at Minnesota Noon
 Detroit at New England Noon
 Tennessee at Philadelphia Noon
 St. Louis at San Diego 3:05p
 Arizona at Seattle 3:05p
 Miami at Denver 3:25p
 Washington at San Francisco 3:25p
 Dallas at N.Y. Giants * 7:30p

MONDAY, NOVEMBER 24

Baltimore at New Orleans 7:30p

THURSDAY, NOVEMBER 27

(THIRTEENTH WEEKEND)

Chicago at Detroit 12:30p
 Philadelphia at Dallas 3:30p
 Seattle at San Francisco 7:30p

SUNDAY, NOVEMBER 30

San Diego at Baltimore Noon
 Cleveland at Buffalo Noon
 Tennessee at Houston Noon
 Washington at Indianapolis Noon
 N.Y. Giants at Jacksonville Noon
 Carolina at Minnesota Noon
 New Orleans at Pittsburgh Noon
 Oakland at St. Louis Noon
 Cincinnati at Tampa Bay Noon
 Arizona at Atlanta 3:05p
 New England at Green Bay 3:25p
 Denver at Kansas City * 7:30p

MONDAY, DECEMBER 1

Miami at N.Y. Jets 7:30p

THURSDAY, DECEMBER 4

(FOURTEENTH WEEKEND)

Dallas at Chicago 7:25p

SUNDAY, DECEMBER 7

Pittsburgh at Cincinnati Noon
 Indianapolis at Cleveland Noon
 Tampa Bay at Detroit Noon
 Houston at Jacksonville Noon
 Baltimore at Miami Noon
 N.Y. Jets at Minnesota Noon
 Carolina at New Orleans Noon
 N.Y. Giants at Tennessee Noon
 St. Louis at Washington Noon
 Kansas City at Arizona 3:05p
 Buffalo at Denver 3:05p
 San Francisco at Oakland 3:25p
 Seattle at Philadelphia 3:25p
 New England at San Diego * 7:30p

MONDAY, DECEMBER 8

Atlanta at Green Bay 7:30p

THURSDAY, DECEMBER 11

(FIFTEENTH WEEKEND)

Arizona at St. Louis 7:25p

SUNDAY, DECEMBER 14

Pittsburgh at Atlanta Noon
 Jacksonville at Baltimore Noon

Green Bay at Buffalo Noon
 Tampa Bay at Carolina Noon
 Cincinnati at Cleveland Noon
 Minnesota at Detroit Noon
 Houston at Indianapolis Noon
 Oakland at Kansas City Noon
 Miami at New England Noon
 Washington at N.Y. Giants Noon
 Denver at San Diego 3:05p
 N.Y. Jets at Tennessee 3:05p
 San Francisco at Seattle 3:25p
 Dallas at Philadelphia * 7:30p
MONDAY, DECEMBER 15
 New Orleans at Chicago 7:30p

THURSDAY, DECEMBER 18

(SIXTEENTH WEEKEND)

Tennessee at Jacksonville 7:25p

SATURDAY, DECEMBER 20

San Diego at San Francisco 3:30p
 Philadelphia at Washington 3:30p

SUNDAY, DECEMBER 21

Cleveland at Carolina Noon
 Detroit at Chicago Noon
 Baltimore at Houston Noon
 Minnesota at Miami Noon
 Atlanta at New Orleans Noon
 New England at N.Y. Jets Noon
 Kansas City at Pittsburgh Noon
 Green Bay at Tampa Bay Noon
 N.Y. Giants at St. Louis 3:05p
 Indianapolis at Dallas 3:25p
 Buffalo at Oakland 3:25p
 Seattle at Arizona * 7:30p

MONDAY, DECEMBER 22

Denver at Cincinnati 7:30p

* - Sunday night games in Weeks 5-16 subject to change

SUNDAY, DECEMBER 28 (SEVENTEENTH WEEKEND)

Carolina at Atlanta Noon
 Cleveland at Baltimore Noon
 Detroit at Green Bay Noon
 Jacksonville at Houston Noon
 San Diego at Kansas City Noon
 N.Y. Jets at Miami Noon
 Chicago at Minnesota Noon
 Buffalo at New England Noon
 Philadelphia at N.Y. Giants Noon
 Cincinnati at Pittsburgh Noon
 New Orleans at Tampa Bay Noon
 Indianapolis at Tennessee Noon
 Dallas at Washington Noon
 Oakland at Denver 3:25p
 Arizona at San Francisco 3:25p
 St. Louis at Seattle 3:25p

* - Sunday night game in Week 17 TBD





MARC VANDERMEER @TexansVoice SENIOR DIRECTOR OF BROADCASTING PLAY-BY-PLAY VOICE

Marc Vandermeer (@TexansVoice) joined the Texans staff as director of radio broadcasting in June 2012 and was promoted to senior director of broadcasting in June 2013. Vandermeer has been a team fixture since it began play in 2002, calling every snap the Houston Texans have ever taken as the team's play-by-play announcer. He was also co-host of the morning drive show for flagship station KILT SportsRadio 610 AM until May 2012.

In his current role, Vandermeer continues to serve as the "Voice of the Texans" and oversees the programs and content on HoustonTexans.com, Texans Radio on SportsRadio 610 and Texans television programming on ABC-13/KTRK and Fox Sports Southwest. Since the Texans began play, Vandermeer and director of equipment services Jay Brunetti are the only two current team employees to attend every single game.

Vandermeer came to the Texans following a successful three-year run as the play-by-play voice for the Miami

Hurricanes on 560 WQAM. He called the action for the Hurricanes' football and baseball national championship teams in 2001, hosted the athletic program's weekly show, Hurricane Hotline, and filled in on the WQAM Morning Show.

From 1995-99, Vandermeer was the play-by-play voice for the UMass Minutemen and served as the UMass Radio Network Director for WHMP AM/FM. He was promoted to station manager his final year with WHMP.

Vandermeer has called NCAA Basketball Tournament games for Westwood One Radio and was the play-by-play voice for Central Michigan University from 1992-95. He also serves on the Junior Achievement Board of Directors.

The Boston University alumnus is married to his wife, Corinne. The couple and has two sons, 7-year old Luke, and Liam, who was born in January of 2013. He enjoys playing basketball, golfing and sailing in his spare time and is an avid guitar player.



DREW DOUGHERTY @DoughertyDrew INTEGRATED MEDIA MANAGER HOST, TEXANS TV

Drew Dougherty (@DoughertyDrew) is the host of Texans TV and the team's Integrated Media Manager. Dougherty

is the on-air talent for the video on the team's website and can be heard and seen on all team-related shows. 2014 will be his sixth season with the team.

On Saturday evenings at 6:30 p.m. this autumn, Dougherty will host 'Texans Extra Points', which can be seen locally on ABC-13/KTRK. He also interviews players and coaches on Texans TV on the team's website. Gamedays at NRG Stadium are busy, as he's on the videoboards hosting the pre- and post-game shows, as well as all in-game score updates and community features. Home and away, he can be seen live on Fox Sports Southwest's 'Texans Countdown to Kickoff' pregame shows.

In addition to his duties in front of the camera in English, Dougherty also hosts a weekly segment in Spanish called "Puntos Extra" with "La voz de los Texans" Enrique Vasquez.

From 2005 to 2009, Dougherty was the sports director at FOX34 and Telemundo46 in Lubbock. He was one of just a handful of journalists nationwide who broadcasted in both English and Spanish on a daily basis. He also hosted a few weekly coaches shows for the Texas Tech football, baseball and women's basketball teams, including Red Raider

Sports with Mike Leach. Dougherty handled the TV play-by-play duties when the Lady Raiders and the baseball team were on the air, and he also was the play-by-play voice for the Tech Red vs. Black spring football games, as well as the ASCO West Texas High School Football All Star games each June.

Dougherty's start in television began at Texas Cable News in Dallas. During his four years at TXCN, he produced Ford Sports Talk and Cadillac's Texas Legends in Sports. The latter show featured in-depth profiles of Bum Phillips, Darrell Royal, Ty Murray, Mary Lou Retton, Nolan Ryan and Don Meredith, to name a few. He also filled in as an anchor for the nightly, half-hour long Chevy SportsDay as well as the weekend sportscasts.

He triple-majored in Spanish, Latin American Studies and Print Journalism at Southern Methodist University and also wrote for The Daily Campus and the Park Cities People during his time in college.

Dougherty grew up in Houston rooting for the Oilers, Astros and Rockets, and graduated from Strake Jesuit College Preparatory. Drew and his wife Vita are the proud parents of twins, who were born in May 2013: daughter, Marie, and son, Robert. The family lives in Spring Branch.



DEEPI SIDHU @DeepSlant INTEGRATED MEDIA MANAGER TEXANS INSIDER

Deepi Sidhu (@DeepSlant) is a co-host on Texans Radio and a daily contributor to HoustonTexans.com.

This fall, Sidhu will add television personality to her job duties. She will co-host 'Texans Late Night,' an entertaining late-night talk show that's informative and quirky. 'Texans Late Night' can be seen starting this fall, 52 weeks a year, at 11:30 p.m. on ABC-13/KTRK.

Sidhu covered all local professional and college sports for CBS Houston and SportRadio 610 websites, prior to

joining the Texans organization. She also had a weekly radio show on KPFT Houston, GenerAsian Radio, that she co-hosted and produced for 11 years. Sidhu has also been a freelance writer for multiple outlets including CNN.com and HLN.com

Sidhu was born and raised in Indianapolis, but considers herself a Houstonian after living here for the past 18 years. Deepi and her husband, Sham, live in Bellaire with their three sons, ages 10, 7, and 3.



JOHN HARRIS @JHarrisFootball TEXANS ANALYST

John Harris (@JHarrisFootball) joined the organization as a Texans Analyst in April 2014. He's the radio sideline reporter for all Texans contests on KILT/SportsRadio 610, writes articles for HoustonTexans.com, and contributes to Texans Radio and Texans TV on a regular basis.

A football lifer, Harris has spent his time around the game as a coach's son, player, coach, writer, radio host, television guest and all-around football historian. Harris provides a perspective not many can—a thorough understanding of Xs and Os with the ability to communicate that love and understanding to readers and listeners.

After graduating as valedictorian and three-sport star at Lamar Consolidated HS in Rosenberg, Texas, Harris played four years at Brown University, earning the 1993 Eugene C. Swift Award for determination, hard work and courage. He earned two varsity letters in his time on the Brown campus, and played on the same defense with Texans head coach Bill O'Brien. Harris added a Masters in Accounting from the University of Virginia in 2002.

In 1994, Harris started his coaching career at Episcopal High School in Jacksonville, Fla. In 1998, at the age of 26, Harris took over as head coach of the school's varsity squad and in three short years, he led them to the FHSAA playoffs for the first time in school history. He was voted District 6 Coach of the Year in 2000 after his team finished with the aforementioned playoff berth.

While coaching, Harris started his radio career in 1998 as a college football expert on SportsRadio 610 in Houston. He joined the early morning show for three years and eventually joined the #1 show in the city the "John and Lance Morning show" in 2002. Harris became a fixture on the morning show for the next five years,

discussing college football and the NFL Draft. Harris also did guest hosting radio appearances in 20 different cities throughout the nation, including New Orleans, La., Pittsburgh, Pa., Palm Springs, Calif. and Raleigh, N.C.

In 2007, Harris started his full-time radio career co-hosting the Sean and John show on 1560 The Game. Harris was the host of the Overnight Takeover, Yahoo Sports Radio's national five hour overnight program, from 2011 to 2013.

Through that show, Harris continued to build his football resume. In 2010, Harris was fully responsible for putting together the Rotary Lombardi Award Watch list and has been well received as the guest speaker at RLA functions the past two years. In 2011, Harris was the guest speaker for the Paul Bear Bryant Awards in Houston. Harris has been seen on numerous television shows throughout the city and even on NFL Network in 2007.

Harris started writing for collegefootballnews.com in 2003. He became a featured writer for one of the nation's most popular college football websites for the next four years. His 'Keys to the Game' articles were featured on the foxsports.com front page throughout college football season. Throughout the past nine years, he has been the college football half of View from the Sideline. In 2010, Harris and Lance Zierlein combined to put together a 2010 "View from the Sideline" NFL Draft magazine and College and Pro Football Preview a Herculean feat for two "football" men.

Harris is married to Paige, and the couple lives in Houston with their children Jack (14) and Maye (11). In his free time, Harris enjoys going to the beach with the family and watching college and NFL game tape.

TEXANS TV



TEXANS TV



The Houston Texans and ABC-13/KTRK-TV have entered into a new multi-year agreement to keep the Houston station as the official television home of the Houston Texans and the flagship station of the Houston Texans Television Network. Beginning his first season as preseason TV play-by-play announcer for The Texans is Kevin Kugler. Kugler is the national voice of Westwood One's NFL

Sunday Night Football Broadcasts and does TV work for the Big Ten Network. Former San Francisco 49ers and Houston Oilers, Spencer Tillman, is back as color commentator. Spencer Tillman, former San Francisco 49er and Houston Oilers, is back as color commentator for the 2014 preseason. Tillman is a college football analyst for CBS Sports' "College Football Today." On the sideline, Drew Dougherty of Texans TV and HoustonTexans.com, is in his first season with the preseason broadcast crew.

2014 brings the launch of two new in-house produced Texans television shows on KTRK. "Texans Extra Points" is a team produced version of the longtime KTRK program "Extra

Points" and will air Saturdays at 6:30 p.m.

"Texans Late Night" will air Saturdays at 11pm and features, among many guests, 'Voice of the Texans' Marc Vandermeer and Deepi Sidhu of HoustonTexans.com.

ABC-13's Eyewitness News Sports Director Greg Bailey will continue to host "Houston Texans: Inside the Game" Sundays at 11 p.m. with Spencer Tillman. The show features interviews with Texans players, one-on-one interviews with Texans head coach Bill O'Brien and a recap of each Texans game.

"Texans Game Day" airs each Sunday morning at 8:30 a.m. on KPRC Local 2 with Sports Director Randy McIlvry and a conversation with head coach Bill O'Brien.



Kevin Kugler
Play-By-Play



Spencer Tillman
Analyst/Host



Drew Dougherty
Preseason Sideline

FOX SPORTS SOUTHWEST



Patti Smith, along with Marc Vandermeer and Drew Dougherty, is the host of five Texans shows on Fox Sports Southwest. Texans Huddle airs Thursdays at 6 p.m. CST and Talking Texans airs Fridays at 6 p.m. CST. The cable network is also home to the Texans TV pre-game show "Texans Countdown Live" from 10-11 a.m. CST, and post-game show "Texans Wrap Live" on Sundays. Weekly shows on Fox Sports Southwest also include "Texans Weekly" Fridays at 6pm and the Bill O'Brien Press Conference on Mondays.

Fox Sports Southwest is a regional cable sports network that operates in all or parts of Texas, Louisiana, Oklaho-

ma, New Mexico, and Arkansas. The network operates out of the Dallas-Fort Worth suburb of Irving and also in Houston, the operations center for all Fox Sports Net channels in the central part of the United States.

Fox Sports Southwest originally began as Home Sports Entertainment in 1983, serving as the cable television home of professional and collegiate sports team throughout Texas and surrounding states. In the mid-1990s, HSE became a part of the Prime Sports Networks, thus becoming Prime Sports Southwest. In 1996, the network became Fox Sports (Net) Southwest, upon News Corporation's purchase of the Prime Networks and its merger with the SportsChannel networks.

TEXANS SPANISH-LANGUAGE RADIO



ESPN Deportes Houston 1180 AM kicks off its first season as the flagship Spanish-language radio broadcaster of the Houston Texans and is the home of "The Texans Show" on Tuesdays at 6 p.m. CT during the season.

Enrique Vasquez is in his 13th season on the Texans Spanish radio broadcast and will serve as the play-by-play for the 2014 season. Vasquez had served on the broadcast as color commentator since the team's inaugural season in 2002.

Vasquez began his career in sports radio and television, in 1992 as a color analyst on the Houston Oilers Spanish Radio broadcast where he remained through the 1995 season. He

has handled play-by-play duties for Fox Sports Americas on the network's international coverage of the NFL game of the week as well as Super Bowl XXXI and XXXII.

From 1998-01 Vasquez served as play-by-play announcer on the Dallas Cowboys Spanish radio broadcast, on select preseason game broadcasts as well as color commentator during the 2000 and 2001 seasons. He is also a regular contributor on HoustonTexans.com in both the English and Spanish.



Enrique Vasquez
Play-By-Play



TEXANS RADIO



The Houston Texans and CBS RADIO Houston reached a multi-year agreement in October 2011 to ensure SportsRadio 610 and 100.3 KILT-FM remained the radio home of the Houston Texans through the 2021 NFL season and the home of Texans Radio ancillary programming. SportsRadio 610 AM and 100.3 KILT-FM have been the flagship stations of the Houston Texans since the team entered play in 2002.

Texans Radio broadcasts three-hour pregame and post-game shows on SportsRadio 610 before and after every Texans game. The Texans Radio Network broadcast team of Marc Vandermeer and Andre Ware will continue to provide play-by-play and game analysis as they have done for the past 12 years. John Harris begins his first season handling sideline reporting duties, contributing to various Texans Radio and TV shows and writing for HoustonTexans.com. Harris also contributes to TheSidelineView.com and has previously hosted national shows for Yahoo Sports Radio.

Texans fans are guaranteed more than 15 hours of dedicated Houston Texans programming every week during football season, including in excess of five hours on Mondays as part of "Texans Monday" and a two-hour "Texans Live" show every weeknight from 6-8 p.m. CST on SportsRadio 610, and streaming online at www.HoustonTexans.com and via the Texans app for a variety of mobile devices.

Texans Radio on Sports Radio 610 is the best place to find team information on the airwaves. Exclusive shows with quarterback Matt Schaub (Mondays during the season from 8-8:30 a.m. CST) and Gary Kubiak (Mondays at 5 p.m. CST) have drawn record ratings. Texans Radio also broadcasts a 60-minute condensed version of every game on Tuesdays from 8-9 p.m. CST on SportsRadio 610 called "Texans Replay," "Texans Game Plan" from noon-2 p.m. CST on Fridays throughout the season, "Texans All Access" on Tuesdays from noon-2 p.m. CST throughout the offseason, "Texans Live" on Thursdays at 6 p.m. CST in the offseason.

Texans Radio is also exclusively airs Houston Texans NFL Draft coverage, with 16 hours of live on-site coverage from Reliant Stadium throughout the draft, and of Houston Texans Training Camp, with daily live broadcasts from the Methodist Training Center throughout training camp.



Marc Vandermeer
Play-By-Play



Andre Ware
Analyst



John Harris
Sideline Reporter

TEXANS RADIO AND PRESEASON TELEVISION AFFILIATES

City	RADIO Station	Channel
Alpine, Texas	KVLF	1240 AM
Athens, Texas	KLVB	1410 AM
Austin, Texas	KVET-AM	1300 AM
Beaumont, Texas	KIKR/KBED	1450/1510 AM
Big Spring, Texas	KBYG	1400 AM
Brenham, Texas	KWHI	1280 AM
Bryan, Texas	KZNE	1150 AM
Carthage, Texas	KGAS	104.3 FM
College Station, Texas	KZNE	1150 AM
Corpus Christi, Texas	KSIX	1230 AM
Gonzalez, Texas	KCTI	1450 AM
Henderson, Texas	KWRD	1470 AM
Killeen, Texas	KTEM	1400 AM
Levelland, Texas	KLVT	1230 AM
Liberty, Texas	KSHN	99.9 FM
Livingston, Texas	KETX	92.3 FM
Lubbock, Texas	KJDL	105.3 FM
Lufkin, Texas	KSMI	1260 AM
Marble Falls, Texas	KBEY	103.9 FM
Marshall, Texas	KMHT	1450 AM/103.9 FM
Midland, Texas	KCRS	550 AM
Nacogdoches, Texas	KSMI	1260 AM
Navasota, Texas	KWBC	1550AM
New Braunfels, Texas	KGNB	1420 AM
Odessa, Texas	KCRS	550 AM

Orange, Texas	KOGT	1600 AM
San Angelo, Texas	KKSA	1260 AM
San Antonio, Texas	KZDC	1250 AM
San Marcos, Texas	KGNB	1420 AM
Temple, Texas	KTEM	1400 AM
Tyler, Texas	KLVB	1410 AM
McAllen, Texas	KBUC	102.1 FM
Waco, Texas	KRZI	1660 AM

City	TELEVISION Channel	Station
Houston, Texas	13	KTRK (ABC)
Alexandria, Texas	48	WNTZ (FOX)
Austin, Texas	24	KVUE (ABC)
Beaumont, Texas	12	KBMT (ABC)
Bryan/College Station, Texas	23	KAGS (NBC)
Corpus Christi, Texas	10	KZTV (CBS)
El Paso, Texas	9	KTSM (NBC)
Laredo, Texas	39	KXOF (FOX)
McAllen, Texas	2	KFXV (FOX)
Midland/Odessa, Texas	24	KPEJ (FOX)
San Angelo, Texas	6	KIDY (FOX)
San Antonio, Texas	12	KSAT (ABC)
Tyler, Texas	56	KETK (NBC)
Victoria, Texas	17.2	KMOL (ABC)
Waco/Temple, Texas	6	KCEN (NBC)



2014 HOUSTON TEXANS SCHEDULE

PRESEASON

Day	Date	Opponent	TV	Time (CT)
Saturday	Aug. 9	at Arizona Cardinals	KTRK	7:30 p.m.
Saturday	Aug. 16	ATLANTA FALCONS	KTRK	7:00 p.m.
Saturday	Aug. 23	at Denver Broncos	KTRK	8:00 p.m.
Thursday	Aug. 28	SAN FRANCISCO 49ERS	KTRK	7:00 p.m.

REGULAR SEASON

Day	Date	Opponent	TV	Time (CT)
Sunday	Sept. 7	WASHINGTON REDSKINS	FOX	Noon
Sunday	Sept. 14	at Oakland Raiders	CBS	3:25 p.m.
Sunday	Sept. 21	at New York Giants	CBS	Noon
Sunday	Sept. 28	BUFFALO BILLS	CBS	Noon
Sunday	Oct. 5	at Dallas Cowboys	CBS	Noon
Thursday	Oct. 9	INDIANAPOLIS COLTS#	CBS	7:25 p.m.
Monday	Oct. 20	at Pittsburgh Steelers#	ESPN	7:30 p.m.
Sunday	Oct. 26	at Tennessee Titans	CBS	Noon
Sunday	Nov. 2	PHILADELPHIA EAGLES	FOX	Noon
Sunday	Nov. 9	BYE WEEK		
Sunday	Nov. 16	at Cleveland Browns	CBS	Noon
Sunday	Nov. 23	CINCINNATI BENGALS	CBS	Noon
Sunday	Nov. 30	TENNESSEE TITANS	CBS	Noon
Sunday	Dec. 7	at Jacksonville Jaguars	CBS	Noon
Sunday	Dec. 14	at Indianapolis Colts	CBS	Noon
Sunday	Dec. 21	BALTIMORE RAVENS	CBS	Noon
Sunday	Dec. 28	JACKSONVILLE JAGUARS	CBS	Noon

* *Italicized games Weeks 5-17 game time subject to change due to flexible scheduling.*

POSTSEASON

Sat.-Sun.	Jan. 3-4	AFC and NFC Wild Card Playoffs (NBC)
Sat.-Sun.	Jan. 10-11	AFC and NFC Divisional Playoffs (CBS and FOX)
Sun.	Jan. 18	AFC and NFC Championship Games (CBS and FOX)
Sun.	Jan. 25	NFL Pro Bowl (NBC)
Sun.	Feb. 1	Super Bowl XLIX. Glendale, Ariz. (NBC)

All kickoff times Central

#- Televised Nationally


Home Games in **BOLD**


All games are broadcasted live on Texans Radio on 610 AM and 100.3 The Bull
Spanish broadcasts on ESPN Deportes Houston 1180 AM





TEXANS BIOS





ALAN BONNER

WIDE RECEIVER

16

Height: 5-10 | Weight: 191 | College: Jacksonville State |
 Hometown: Newnan, Ga. | 2nd Year |
 Second with Texans | Age: 23 | Acquired: D6b-'13 |
 2013 GP/GS: 0/0 | Career GP/GS (Playoffs): 0/0 (0/0) |
 Teams: Houston, 2013-14 |

TRANSACTIONS: Drafted by the Houston Texans with the 195th overall pick and the 27th pick in the sixth round of the 2013 NFL Draft on April 27, 2013...Signed by the Texans on May 10, 2013...Placed on injured reserve on Aug. 31, 2013.

2013 (Houston 0/0):

- Placed on injured reserve with a hamstring injury on Aug. 31, 2013

PERSONAL:

- Full name is Michael Alan Bonner
- Son of Alvin and Wanda Bonner
- Has two older brothers, Doran and Chris

COLLEGE:

- Set school career records with 972 punt return yards and 87 punt returns, while ranking second with 1,986 receiving yards and 20 touchdown receptions
- Led Jacksonville State with 50 receptions for 859 yards and eight touchdowns as a senior in 2012
- Started 10 of 11 games a junior and led the team with 33 catches for 582 yards and three touchdowns
- Played in all 12 games as a sophomore, serving as the team's primary return man and reeled in 17 catches for 245 yards and five touchdowns
- Returned 25 kicks for 648 yards and a score, a 92-yard TD against Murray State and had 28 punt returns for 302 yards as a sophomore
- Appeared in 11 games as a freshman and was an Ohio Valley Conference All-Newcomer selection after leading the OVC and ranking ninth nationally with a 13.9 punt return average
- Caught 14 passes for 300 yards and four touchdowns, an average of 21.4 yards per catch as a freshman to go along with 375 yards on 27 punt returns
- Majored in exercise science and wellness

HIGH SCHOOL:

- Played for Robert Herring at Newnan (Ga.) High School
- Was a first-team All-State selection as a junior and senior at wide receiver
- Finished his senior year with 54 catches for 1,100 yards and 15 touchdowns
- Had 1,932 career yards on 93 catches
- Team captain and honor student
- Named All-State by the Atlanta Journal Constitution and by CSS television
- Two-time All-District and All-Region performer and helped the Cougars win a pair of Region Championships

BONNER'S CAREER OFFENSIVE STATISTICS

Year	Team	GP	GS	RUSHING					RECEIVING				
				Rush	Yds	Avg	Lg	TD	Rec	Yds	Avg	Lg	TD
2013	Hou	0	0	0	0	0.0	0.0	0	0	0	0.0	0	0
Career		0	0	0	0	0.0	0.0	0	0	0	0.0	0	0



A.J. BOUYE CORNERBACK

34

Height: 6-0 | Weight: 191 | College: Central Florida |
Hometown: Tucker, Ga. | 2nd year |
2nd with Texans | Age: 22 | Acquired: CFA-'13 |
2013 GP/GS: 6/0 | Career GP/GS (Playoffs): 6/0 (0/0) |
Teams: Houston, 2013-14 |

TRANSACTIONS: Signed with Houston Texans on May 10, 2013...Placed on injured reserve with a hamstring injury on Oct. 16, 2013.

2013 (Houston 6/0):

- Played in six games and recorded special teams tackles vs. Seattle (9/29) and at San Francisco (10/6) before being placed on injured reserve with a hamstring injury on Oct. 16

COLLEGE:

- Started 21-of-43 career games at cornerback compiling 110 tackles (78 solo), six interceptions, 1.0 sack, one forced fumble and two fumble recoveries
- Returned from injury to start all 14 games as a senior, finishing with 53 tackles, three interceptions, one forced fumble and two fumble recoveries, which earned All-Conference USA Second Team honors
- Started seven games as a junior, recording 21 tackles (19 solo) and two interceptions before missing the final five games of the season due to injury

HIGH SCHOOL:

- Helped lead Tucker (Ga.) High School to a 14-1 record and a state championship during his senior season
- Named first-team all-county after recording 35 tackles as a senior with six interceptions while also scoring three touchdowns on offense and twice on returns
- Recorded 40 tackles and one interception as a junior
- Was a member of the school's merit roll and R.O.T.C.

Bouye's 2013 Season Statistics

Date	Opp	GP	GS	Tot	Solo	Asst	Sk	Yds	Int	Yds	Lg	TD	PD	FF	FR	Yds	TD
9/9	at SD	1	0	0	0	0	0.0	0	0	0	--	0	0	0	0	0	0
9/15	vs. TEN	1	0	0	0	0	0.0	0	0	0	--	0	0	0	0	0	0
9/22	at BAL	1	0	0	0	0	0.0	0	0	0	--	0	0	0	0	0	0
9/29	vs. SEA	1	0	0	0	0	0.0	0	0	0	--	0	0	0	0	0	0
10/6	at SF	1	0	0	0	0	0.0	0	0	0	--	0	0	0	0	0	0
10/13	vs. STL	1	0	0	0	0	0.0	0	0	0	--	0	0	0	0	0	0
2013 Totals		6	0	0	0	0	0.0	0	0	0	0	0	0	0	0	0	0

Special Teams Tackles: 2

BOUYE'S CAREER DEFENSIVE STATISTICS

Year	Team	GP	GS	Tot	Solo	Asst	Sk	Yds	Int	Yds	Lg	TD	PD	QBH	TFL	FF	FR	Yds	TD
2013	Hou	6	0	0	0	0	0.0	0.0	0	0	0	0	0	0	0	0	0	0	0
TOTALS		6	0	0	0	0	0.0	0.0	0	0	0	0	0	0	0	0	0	0	0

ADDITIONAL STATISTICS

Special Teams Tackles: 2 total; 2013 - 2.



BRANDON BROOKS

GUARD

79

Height: 6-5 | Weight: 335 | College: Miami (Ohio) |
Hometown: Milwaukee, Wisc. | 3rd NFL Season |
3rd with Texans | Age: 24 | Acquired: D3b, 2012 (76th overall)
| 2013 GP/GS: 15/15 | Career GP/GS (Playoffs): 21/15 (2/0) |
Teams: Houston, 2012-14 |

TRANSACTIONS: Selected by Houston Texans in the third round (76th overall) of the 2012 NFL Draft...Signed by Texans on July 24, 2012.

HONORS:

- Madden Most Valuable Protectors Award (Week 13, 2012)

CAREER

- Became the full-time starter at right guard in 2013 after finishing the 2012 strong
- Has played in 21 career games with 15 starts, all of which came in 2013

2013 (Houston 15/15):

- Started 15 games at right guard
- Made his first career start and helped block for an offense that totaled 449 yards at San Diego (9/9) in Week 1
- Helped pave the way for 172 yards on the ground vs. Tennessee (9/15) in Week 2
- Was inactive due to a toe injury at San Francisco (10/6)
- Blocked for an offense that produced a season-high 483 yards vs. Indianapolis (11/3) in Week 9
- Helped pave the way for a ground game that produced a franchise-record four rushing touchdowns vs. New England (12/1) in Week 13

2012 (Houston 6/0, 2/0):

- Saw action as a reserve guard in the final six games of his rookie season as well as two playoff games
- Inactive for the first 10 games of the season
- Made his NFL debut on special teams at Detroit (11/22)
- Helped pave the way for Arian Foster to rush for 140 yards while not allowing Matt Schaub to be sacked in the AFC Wild Card Playoff vs. Cincinnati (1/5/13)

COLLEGE:

- Started 41-of-45 games he played at Miami (Ohio), 15 at left guard, 14 at left tackle and 12 at right guard
- Registered 287 knockdowns and 47 touchdown-resulting blocks
- Had touchdown-resulting blocks on 35 of the Redhawks' 40 rushing touchdowns in his career
- Three-time All-Mid-American Conference second-team selection
- All-American honorable mention, Super Sleeper Team and All-MAC first-team selection by The NFL Draft Report and earned second-team All-MAC accolades from the league's coaches and media
- Shifted to right guard for his senior campaign, starting all 12 games
- Earned All-MAC second-team recognition as a junior, despite playing in only seven games
- Started all 12 games at left tackle and earned All-MAC second-team honors as a sophomore as he was credited with 12 touchdown-resulting blocks
- Named the RedHawks' Freshman of the Year, starting all 12 games at left guard with 70 knockdowns
- Redshirted as a freshman in 2007

HIGH SCHOOL:

- Attended Riverside University High School (Milwaukee, Wis.) where he played both offense and defense
- Named two-time team MVP and team captain as a senior in high school, leading the team to an 11-2 record and a berth in the state playoffs
- Also lettered in basketball and baseball
- Psychology major

BROOKS' CAREER OFFENSIVE STATISTICS

Games/Starts: 2012: 6/0; 2013: 15/15 Total: 21/15

Postseason Games/Starts: 2012: 2/0; Total: 2/0



ANDRE BROWN

RUNNING BACK

33

Height: 6-0 | Weight: 227 | College: North Carolina State |
Hometown: Greenville, N.C. | 6th NFL Season |
1st with Texans | Age: 27 | Acquired: UFA-'14 (NYG) |
2013 GP/GS: 8/8 | Career GP/GS (Playoffs): 22/10 (0/0) |
Teams: New York Giants, 2009, 12-13; Denver, 2010; Indianapolis, 2010; Carolina, 2010; Washington, 2010; Houston, 2014

TRANSACTIONS: Selected in the fourth round (129th pick overall) of the draft by the New York Giants in 2009...Waived by the Giants on Sept. 4, 2010...Awarded off waivers to the Denver Broncos on Sept. 5, 2010...Waived by the Broncos on Sept. 15, 2010...Signed to the Broncos' practice squad on Sept. 17, 2010...Signed to Broncos' active roster on Sept. 21, 2010...Waived by the Broncos on Oct. 16, 2010...Awarded off waivers to the Indianapolis Colts on Oct. 18, 2010...Waived by the Colts on Nov. 1, 2010...Signed to the Colts' practice squad on Nov. 3, 2010 and to their active roster on Nov. 6...Waived by the Colts on Nov. 8, 2010...Awarded off waivers to the Carolina Panthers on Nov. 9, 2010...Waived by the Panthers on Nov. 16, 2010...Re-signed to the Broncos' practice squad on Nov. 18, 2010...Signed by the Washington Redskins on Nov. 25, 2010...Waived by the Redskins on July 29, 2011...Signed by the Giants on Aug. 2, 2011...Waived by the Giants on Sept. 3, 2011...Signed to the Giants' practice squad on Sept. 4, 2011...Signed to the Giants' active roster on Feb. 8, 2012...Signed by the Houston Texans as an unrestricted free agent on April 7, 2014.

CAREER:

- Has played in 22 games with 10 starts
- Career totals include 214 carries for 876 yards (4.1-yard avg.) with a long run of 31 yards and 11 touchdowns, plus 32 catches for 189 yards (5.9-yard avg.) with a long of 17.

2013 (New York Giants 8/8):

- Re-fractured his left fibula in the preseason finale at New England (8/29) and spent the season's first eight games on injured reserve/designated for return
- Started each of the final eight games and finished with team and career-high totals of 139 carries for 492 yards (3.5-yard avg.), with a long run of 23 yards and three touchdowns and 20 catches for 103 yards (5.2-yard avg.) with a long reception of 14 yards
- Made his 2013 debut vs. Oakland (11/10) with a career-high 30 carries for 115 yards, including a 1-yard touchdown in the third quarter
- Ran for a career-high 127 yards on 21 attempts and caught four passes for 11 yards vs. Dallas (11/24)
- Had 14 carries for 35 yards and two touchdowns at Washington (12/1); his 23-yard score in the second quarter was the Giants' longest touchdown run of the season and his 1-yard touchdown run in the fourth quarter was the game-winner
- Rushed for 81 yards on 16 carries at San Diego (12/8).

2012 (New York Giants (10/2):

- Played in 10 games with 2 starts before suffering a season-ending fractured fibula vs. Green Bay (11/25)
- Led the team with eight touchdowns rushing, including a score in each of five consecutive games from 10/21-11/25, while finishing second on the team with 73 carries for 385 yards
- Replaced an injured Ahmad Bradshaw vs. Tampa Bay (9/16) and had 13 carries for 71 yards, two receptions for 19 yards and scored the game-winning touchdown on a 2-yard run with 31 seconds remaining
- Made his NFL starting debut at Carolina (9/20), where he rushed for 113 yards on 20 carries, both career-high totals, and scored two touchdowns. His rushing yardage total was the highest by a Giants players making his first NFL start since the 1970 merger
- Brown and WR Ramses Barden were the first set of teammates to have 100 rushing yards and 100 receiving yards in the same game while making their 1st NFL starts since 9/12/99, when Indianapolis' Edgerrin James (112 rushing yards) and E.G. Green (124 receiving yards) accomplished the feat vs. Buffalo
- Scored touchdowns in consecutive games vs. Washington (10/21), at Dallas (10/28), vs. Pittsburgh (11/4), at Cincinnati (11/11) and vs. Green Bay (11/25)
- Rushed for 65 yards at Cincinnati (11/11) and 64 vs. Green Bay (11/25) before breaking his fibula on a 16-yard run in the fourth quarter.

Brown's 2013 Season Statistics

Date	Opp	GP	GS	Rush	Yds	Avg	Lg	TD	Rec	Yds	Avg	Lg	TD
11/10	Oak	1	1	30	115	3.8	17	1	1	4	4.0	4	0
11/17	GB	1	1	18	66	3.7	12	0	3	27	9.0	12	0
11/24	Dal	1	1	21	127	6.0	16	0	4	11	2.8	11	0
12/1	at Was	1	1	14	35	2.5	23t	2	3	23	7.7	9	0
12/8	at SD	1	1	16	81	5.1	19	0	3	15	5.0	7	0
12/15	Sea	1	1	11	17	1.5	7	0	4	9	2.3	5	0
12/22	at Det	1	1	16	40	2.5	11	0	2	14	7.0	14	0
12/29	Was	1	1	13	11	0.8	8	0	0	0	0.0	0	0
2013 Totals		8	8	139	492	3.5	23t	3	20	103	5.2	14	0

2013 HIGHS

Rushing yards	127	vs. Dallas, 11/24/13 (21 attempts)
Rushing attempts	30	vs. Oakland, 11/10/13 (115 yards)
Rushing touchdowns	2	at Washington, 12/1/13
Rushing long	23t	at Washington, 12/1/13
Receptions	4	vs. Seattle, 12/15/13 (9 yards)
Receiving yards	27	vs. Green Bay, 11/17/13 (3 receptions)
Receiving Long	14	at Detroit (from Eli Manning), 12/22/13

CAREER GAME HIGHS

Rushing yards	127	vs. Dallas, 11/24/13 (21 attempts)
Rushing attempts	30	vs. Oakland, 11/10/13 (115 yards)
Rushing touchdowns	2	at Washington, 12/1/13
Rushing long	31	at Carolina, 12/21/12
Receptions	5	at Cincinnati, (29 yards), 11/11/12
Receiving yards	29	at Cincinnati (5 receptions), 11/11/12
Receiving long	17	vs. Washington (from Eli Manning), 10/21/12
Scrimmage Yards	138	vs. Dallas, 11/24/13 (127 rushing, 11 receiving)

CAREER SEASON HIGHS

Rushing yards	492	2013
Rushing attempts	139	2013
Rushing touchdowns	8	2012
Receptions	20	2013
Receiving yards	103	2013
Scrimmage yards	595	2013 (492 rushing, 103 receiving)
Total touchdowns	8	2012

BROWN'S CAREER OFFENSIVE STATISTICS

Year	Team	GP	GS	RUSHING					RECEIVING				
				Rush	Yds	Avg	Lg	TD	Rec	Yds	Avg	Lg	TD
2009	Phi	0	0	INJURED RESERVE									
2010	Den	3	0	2	-1	-0.5	0	0	0	0	0.0	0	0
	Ind	1	0	0	0	00.	0	0	0	0	0.0	0	0
2012	NYG	10	2	73	385	5.3	31	8	12	86	7.2	17	0
2013	NYG	8	8	139	492	3.5	23t	3	20	103	5.2	14	0
Career		22	10	214	876	4.1	31	11	32	189	5.9	17	0

ADDITIONAL STATISTICS

Fumbles-Lost (3-3): 3-3, 2013.
Kikcoff Returns-Yards (3-42): 3-42, 2012.

ANDRE BROWN

2011:

- Spent the entire regular season and postseason on the Giants' practice squad

2010 (Denver 3/0, Indianapolis 1/0):

- Played in four games; three for Denver and one for Indianapolis
- Had his first two NFL carries (for minus-1 yard) for the Broncos at Baltimore (10/10)
- Also saw brief action on special teams.

2009 (New York Giants - Injured Reserve):

- Spent his entire rookie season on injured reserve after rupturing his left Achilles tendon in a training camp practice (8/14)
- Was running a pass pattern down the right side of the field when he jumped to catch a pass thrown by Andre Woodson and suffered the injury as he went up for the ball. The tendon was surgically repaired

COLLEGE:

- Played in 44 games with 30 starts at N.C. State
- Carried the ball 523 times for 2,539 yards (4.8-yard avg.) and 22 touchdowns, caught 70 passes for 631 yards (9.0-yard avg.) and 2 scores and added 341 yards on 17 kickoff returns (20.1-yard avg.)
- Finished career with 3,511 all-purpose yards, an average of 78.8 yards per game

- Was the ninth player at N.C. State to generate more than 3,500 all-purpose yards in a career
- His 2,539 yards rushing rank seventh in school history
- Holds the school freshman single-game rushing record with 248 yards vs. Southern Mississippi in 2005, which ranks second on the school's single-game list behind Ted Brown's (251 vs. Penn State in 1977)
- Brown's 279 all-purpose yards in that game is topped only by Torry Holt (296 vs. Baylor, 1998) on N.C. State's single-game list
- Finished career with six 100-yard rushing performances
- Sports marketing major

HIGH SCHOOL:

- Attended Rose High School (Greenville, N.C.)
- Parade All-America as a senior
- Named North Carolina's Associated Press Player of the Year
- Scored 47 times during his career and set the state single-season record with 3,479 yards rushing as a senior, averaging 12.2 yards per attempt to lead the team to the state Class 4A title



DUANE BROWN

TACKLE

76

Height: 6-4 | Weight: 303 | College: Virginia Tech |
Hometown: Richmond, Va. | 7th NFL Season |
7th with Texans | Age: 28 | Acquired: D1-'08 (26th overall)
| 2013 GP/GS: 14/14 | Career GP/GS (Playoffs): 90/90 (4/4) |
Teams: Houston, 2008-14 |

TRANSACTIONS: Selected by Houston Texans in first round (26th pick overall) of the 2008 NFL Draft...Signed by Texans on July 25, 2008...Re-signed by Texans on Aug. 16, 2012.

HONORS:

- Associated Press First Team All-Pro (2012)
- Associated Press Second Team All-Pro (2011)
- Pro Bowl (2013-14)
- USA Today All-Joe Team (2011)
- Madden Most Valuable Protectors Award (Week 7, 2011; Week 4, 2012; Week 13, 2012)

CAREER:

- Was the second rookie in Texans history to start all 16 games on the offensive line
- Garnered All-Pro honors in 2011 and 2012 and Pro Bowl honors following the 2012 and 2013 seasons
- Has blocked for four 1,000-yard rushers and was a part of a top-10 offense in four of his first five years in the League
- 10th place on the franchise's all-time games played list at 87 games
- Has been called for holding just four times in 90 games

2013 (Houston 14/14):

- Started 14 games at left tackle and was elected to his second consecutive Pro Bowl
- Helped block for an offense that totaled 449 yards at San Diego (9/9) in Week 1
- Helped pave the way for 172 yards on the ground vs. Tennessee (9/15) in Week 2
- Was Inactive due to a toe injury in Weeks 3 (at Baltimore) and 4 (vs. Seattle)
- Blocked for an offense that produced a season-high 483 yards vs. Indianapolis (11/3) in Week 9
- Moved into 11th place on the franchise's all-time games played list at 85 games vs. Jacksonville (11/24) in Week 12
- Helped pave the way for a ground game that produced a franchise-record four rushing touchdowns vs. New England (12/1) in Week 13

2012 (Houston 16/16, 2/2):

- Part of an offense that ranked 7th in the NFL and Started all 16 games for the fourth time in his career, earning Associated Press All-Pro First Team honors as well as being selected as a starter for the AFC in the Pro Bowl
- Part of an offensive line that cleared the way for Texans running backs to rush for 216 yards and three touchdowns while not allowing Matt Schaub to be sacked at Jacksonville (9/17)
- Helped provide protection for Schaub, enabling him to tie a career-high with four touchdown passes at Denver (9/23)
- Helped Arian Foster rush for 152 yards and a touchdown at the New York Jets (10/8)
- Part of an offense that set a franchise record by scoring 43 points vs. Baltimore (10/21)
- Helped Foster go over 100 yards for the fourth time this season as he gained 111 yards on 24 carries and scored a touchdown vs. Buffalo (11/4)
- Part of an offense that set a franchise record with 653 yards of offense and tied the franchise scoring record with 43 points vs. Jacksonville (11/18) and put up another 501 yards at Detroit (11/22)
- Paved the way for Foster to rush for 140 yards while not allowing Schaub to be sacked in the AFC Wild Card Playoff vs. Cincinnati (1/5/13)

2011 (Houston 16/16, 2/2):

- Second-Team AP All-Pro choice after blocking for 1,200-yard and 900-yard rushers and allowing 2.0 sacks (according to StatsPass, Inc.)
- Paved the way for Ben Tate to rush for 116 yards vs. Indianapolis (9/11) and 103 yards at Miami (9/18)
- Provided pocket protection enabling Schaub to throw for 373 yards and three touchdowns at New Orleans (9/25)

- Helped control the line of scrimmage, clearing the way for Foster to rush for 155 yards and a touchdown vs. Pittsburgh (10/2)
- Part of an offense that put up 518 total yards, the fourth-highest in team history, which included two 100-yard rushers and a 100-yard receiver at Tennessee (10/23)
- Cleared holes on the offensive line enabling the Texans to rush for a franchise-record 261 yards, including two 100-yard rushers for the second time that season, vs. Cleveland (11/6)
- Paved the way for Foster to become the first player to rush for over 100 yards on the Falcons defense in the 2011 season when he went for 111 yards on 31 carries vs. Atlanta (12/4)
- Helped Foster go over 100 yards for the sixth time that season and over 1,000 yards rushing for the second consecutive season vs. Carolina (12/18)
- Started at left tackle in his postseason debut and opened holes for Foster to rush for 153 yards in AFC Wild Card Playoff vs. Cincinnati (1/7/12)
- Paved the way for Foster to rush for 132 yards, the most Baltimore's defense has ever given up in a postseason game, in AFC Divisional Playoff at Baltimore (1/15/12)

2010 (Houston 12/12):

- Started 12 games at left tackle, clearing holes to help Foster rush for a franchise record 1,616 yards and win 2010 rushing title
- Helped pave the way for Foster's franchise-record 231 yards rushing vs. Indianapolis (9/12)
- Provided pocket protection for Schaub, enabling him to throw for a then-franchise-record 497 yards and three touchdowns at Washington (9/19)
- Opened holes for Foster to rush for 143 yards vs. Tennessee (11/28)
- Paved the way for Foster to rush for 180 yards vs. Jacksonville (1/2) and wrap up the 2010 NFL rushing title

2009 (Houston 16/16):

- Started at right guard and helped Schaub set a career high with four touchdown passes at Tennessee (9/20)
- Helped Schaub pass for his second consecutive 300-yard game vs. Jacksonville (9/27)

2008 (Houston 16/16):

- Started all 16 games and helped clear the way for RB Steve Slaton to lead all rookie rushers with 1,282 yards
- Helped Slaton run for his first 100-yard game when he started at right guard at Jacksonville (9/28)
- Helped Schaub throw three touchdown passes at Jacksonville and again vs. Cincinnati (10/26)
- Helped Slaton set a Texans rookie record with 156 rushing yards at Indianapolis (11/16)
- Blocked for Schaub to throw for 414 yards and two touchdowns at Green Bay (12/7)
- Started at right guard vs. Tennessee (12/14) in which he was part of the offensive line that helped Slaton run for his third consecutive 100-yard game

COLLEGE:

- Registered 71 knockdown blocks in his three seasons as an offensive tackle
- Earned second-team All-Atlantic Coast Conference recognition for the second straight season and was a two-time state Offensive Lineman/End of the Year pick by the Richmond Touchdown Club
- Recorded six tackles and blocked three kicks on special teams as a senior and also caught three passes for 64 yards (21.3 average) and one touchdown, adding three yards on a rushing attempt
- Apparel, housing and resource management major, with a minor in consumer studies

HIGH SCHOOL:

- Attended Hermitage (Richmond, Va.) High School where he lettered twice as a tight end and defensive end
- Played in the Panthers' first three games his senior year before suffering a broken leg, but returned for the Central Region semifinal game, catching seven passes for just under 100 yards in his limited playing time, and also recorded 15 tackles along with a pair of sacks to earn second-team All-District honors
- Lettered in basketball and track, as he finished fourth in the Group AAA outdoor shot put competition

BROWN'S CAREER GAMES PLAYED

Games/Starts: 2008: 16/16; 2009: 16/16; 2010: 12/12; 2011: 16/16; 2012: 16/16; 2013: 14/14; Total: 90/90

Postseason Games/Starts: 2011: 2/2; 2012: 2/2; Total: 4/4



KEITH BROWNER

DEFENSIVE END

98

Height: 6-4 | Weight: 288 | College: California |
Hometown: Los Angeles, Calif. | 1st NFL Season |
3rd with Texans | Age: 26 | Acquired: CFA-'12 |
2013 GP/GS: 0/0 | Career GP/GS: 0/0 |
Teams: Houston, 2012-14 |

TRANSACTIONS: Signed with Houston Texans on June 14, 2012...Released by the Texans on Aug. 31, 2012...Signed to the Texans practice squad on Oct. 29, 2012...Re-signed by Texans on Jan. 14, 2013...Released by Texans on Aug. 31, 2013...Signed to the Texans practice squad on Sept. 2, 2013...Re-signed by Texans on Dec. 31, 2013.

CAREER:

- Entering his third season with the organization
- Spent the final nine weeks of the 2012 season and all the postseason on the Texans practice squad
- Spent the entire 2013 season on the Texans practice squad

PERSONAL:

- Father, Keith Sr., was a standout outside linebacker at USC and played in the NFL with the Tampa Bay Buccaneers, Los Angeles Raiders, San Francisco 49ers and San Diego Chargers

COLLEGE:

- Played in 38 games over his final three seasons with 10 starts, playing both linebacker and defensive end
- Recorded 41 tackles with 4.5 tackles for loss, 2.0 sacks, a forced fumble, a fumble recovery and two pass breakups
- Played in all 12 games with nine starts during his senior season, recording 28 tackles, 1.0 sack and a forced fumble
- Had a career-high eight tackles at USC in his final season
- Saw action in the 13 contests during his junior season, including the first start of his career at outside linebacker in the regular-season finale at Washington
- Made his collegiate debut vs. Louisiana Tech in 2007 after redshirting the 2006 season

HIGH SCHOOL:

- Prepstar All-America selection at defensive end at Dorsey High School (Los Angeles, Calif.)
- Played on an 11-3 team and City of Los Angeles semifinalist as a senior
- Credited with 21.0 sacks, eight fumble recoveries and six forced fumbles over the last two seasons of his prep career
- Recorded 12.0 sacks as a senior



RANDY BULLOCK

KICKER

4

Height: 5-9 | Weight: 206 | College: Texas A&M |
 Hometown: Klein, Texas | 3rd NFL Season |
 3rd with Texans | Age: 24 | Acquired: D5, 2012 (161st overall) |
 2013 GP: 16 | Career GP (Playoffs): 16 (0) |
 Teams: Houston, 2012-14 |

TRANSACTIONS: Selected by Houston Texans in the fifth round (161st overall) of the 2012 NFL Draft...Placed on injured reserve on Aug. 27, 2012.

2013 (Houston 16/0):

- Made 26 field goals, tying Kris Brown (2005) for the fifth-highest single-season total in franchise history
- Converted 1-of-2 FGs, including a 41-yard game-winner in his first career game at San Diego (9/9) in Week 1
- Converted 3-of-3 FGs, including a long of 47 yards at Baltimore (9/22) in Week 3
- Converted 3-of-3 FGs, including a 48-yarder at Kansas City (10/20) in Week 7
- Converted 3-of-3 FGs, including a career-long 51-yarder vs. Oakland (11/17)
- Converted field goals in 14 straight games, the second-longest streak in franchise history with his field goal at Tennessee (12/29) in Week 17
- Made 12 consecutive field goals to finish the season, tying Neil Rackers (2010) for the fifth-longest streak in franchise history

Bullock's 2013 Season Statistics

Date	Opp	GP	FG	FGA	Pct	Lg	Blk	XP	XPA	Pct	Blk	Pts
9/9	at SD	1	1	2	50.0	41	0	4	4	100.0	0	7
9/15	vs. TEN	1	0	3	0.0	--	0	2	2	100.0	0	2
9/22	at BAL	1	3	3	100.0	47	0	0	0	--	0	9
9/29	vs. SEA	1	2	2	100.0	42	0	2	2	100.0	0	8
10/6	at SF	1	1	2	50.0	41	0	0	0	--	0	3
10/13	vs. STL	1	2	2	100.0	35	0	1	1	100.0	0	7
10/20	at KC	1	3	3	100.0	48	0	1	1	100.0	0	10
11/3	vs. IND	1	1	4	25.0	43	0	3	3	100.0	0	6
11/10	at ARI	1	1	2	50.0	48	1	3	3	100.0	0	6
11/17	vs. OAK	1	3	3	100.0	51	0	2	2	100.0	0	11
11/24	vs. JAC	1	2	2	100.0	49	0	0	0	--	0	6
12/1	vs. NE	1	1	1	100.0	43	0	4	4	100.0	0	7
12/5	at JAC	1	2	2	100.0	34	0	2	2	100.0	0	8
12/15	at IND	1	1	1	100.0	49	0	0	0	--	0	3
12/22	vs. DEN	1	2	2	100.0	45	0	1	1	100.0	0	7
12/29	at TEN	1	1	1	100.0	19	0	1	1	100.0	0	4
2013 Totals		16	26	35	74.3	51	1	26	26	100.0	0	104

Special Teams Tackles: 1

Touchbacks/Kickoffs: 29/67

2012 (Houston 0/0):

- Placed on injured reserve after suffering a leg injury during the preseason (8/27)

COLLEGE:

- First Team All-American, All-Big XII and the Lou Groza Place-Kicker Award winner as a senior
- Holds the career scoring record at Texas A&M with 365 points and ranks eighth on the Big XII Conference all-time record chart
- Set a school season scoring record with 142 points in 2011, besting Joel Hunt's mark of 128 points, set in 1927, and ranking second in Big XII history
- Holds the school all-time record with 63 field goals, which ranks him third in Big XII Conference history
- Set a school single-season record with 29 field goals and 55 PATs in 2011
- Set the Texas A&M career record with 176 successful PATs
- Earned All-America first-team honors from The NFL Draft Report, Associated Press, Sporting News, American Football Coaches Association, Walter Camp., Sports Illustrated, CBSSports.com and Pro Football Weekly for his senior season
- Led the nation with an average of 2.33 field goals per game in 2011
- His 29 field goals tied for the third-most in NCAA FBS history
- Earned All-Big XII Conference honorable mention and Academic All-Big XII accolades his junior year
- Took over as the No. 1 kicking option and scored 87 points on 12 of 19 field goals and 51 PATs his sophomore year
- Kicked in the team's final seven games and scored 38 points his freshman season

HIGH SCHOOL:

- Attended Klein High School, where he earned first-team All-District honors after connecting on 11-of-14 field goal attempts and was a perfect on 39 PATs in 2007
- Earned All-Greater Houston and All-Texas accolades
- Booted a 54-yard field goal, believed to be the eighth-longest field goal in Texas high school football history

CAREER GAME HIGHS

Field Goals	3	3 times, last: vs. Oakland, 11/17/13
Field Goal Attempts	4	vs. Indianapolis, 11/3/13
Field Goal Long	51	vs. Oakland, 11/17/13
Extra Points	4	Twice: at San Diego, 9/9/13; vs. New England, 12/1/13
Extra Point Attempts	4	Twice: at San Diego, 9/9/13; vs. New England, 12/1/13
Points	11	vs. Oakland, 11/17/13

CAREER SEASON HIGHS

Field Goals	26	2013
Field Goal Attempts	35	2013
Extra Points Made	26	2013
Extra Points Attempted	26	2013
Total Points	104	2013
Kickoffs	67	2013
Touchbacks	29	2013

BULLOCK'S CAREER KICKING STATISTICS

Year	Team	GP	FG	FGA	Pct	Lg	Blk	XP	XPA	Pct	Blk	Pts	KO	TB	Pct
2012*	Hou	0	0	0	0.0	0	0	0	0	0.0	0	0	0	0	0.0
2013	Hou	16	26	35	74.3	51	1	26	26	100.0	0	104	67	29	43.3
TOTALS		16	26	35	74.3	51	1	26	26	100.0	0	104	67	29	43.3

* - Was on injured reserve and did not play in any games

ADDITIONAL STATISTICS

Special Teams Tackles: 1 total; 2013 - 1.



TYSON CLABO

TACKLE

69

Height: 6-6 | Weight: 315 | College: Wake Forest |
Hometown: Knoxville, Tenn. | 9th NFL Season |
1st with Texans | Age: 32 | Acquired: FA-'14 |
2013 GP/GS: 15/15 | Career GP/GS (Playoffs): 116/116 (5/5) |
Teams: Denver, 2004; Atlanta, 2006-12; Miami, 2013; Houston,
2014 |

TRANSACTIONS: Originally signed by Denver Broncos as an undrafted rookie free agent on April 26, 2004...Waived by Broncos on Sept. 5, 2004... Signed to the New York Giants practice squad on Sept. 7, 2004...Released from Giants' practice squad on Sept. 21, 2004...Signed to the San Diego Chargers' practice squad on Oct. 5, 2004...Released from Chargers' practice squad on Oct. 11, 2004...Signed by the Broncos on Dec. 21, 2004...Allocated to the Hamburg Sea Devils of NFL Europa for the 2005 season...Waived by the Broncos on Sept. 3, 2005...Signed to the Atlanta Falcons' practice squad on Sept. 21, 2005...Re-signed by the Falcons on Jan. 2, 2006...Released by the Falcons on April 4, 2013...Signed by Miami Dolphins as a free agent on May 5, 2013...Declared a free agent on March 11, 2014...Signed by Houston Texans on July 24, 2014.

HONORS:

- Pro Bowl starter (2010)

CAREER:

- Has started all 116 regular season games and all five playoff games he has appeared in
- Had a streak of 97 consecutive starts snapped in Week 8 of the 2014 season when he did not play against New England for the Miami Dolphins
- Elected to the Pro Bowl following the 2010 season and started in his first Pro Bowl appearance
- Originally undrafted in 2004, played on three practice squads (Atlanta, New York Giants and San Diego) and in NFL Europa before seeing his first game action in 2006 with Atlanta

2013 (Miami 15/15):

- Started all 15 games he appeared in at right tackle
- Had a streak of 97 consecutive starts that dated back to 2007 with Atlanta snapped when he did not play against New England (10/27)

2012 (Atlanta 16/16, 2/2):

- Started all 16 regular season games and two playoff contests at right tackle
- Paved the way for a Falcons offense that racked up 5,906 total net yards, the second-highest total in a single season in franchise history
- Part of an offensive line that allowed QB Matt Ryan to set franchise records for attempts, completions, completion percentage, yards, and touchdowns

2011 (Atlanta 16/16, 1/1):

- Started all 16 regular season games and one playoff contest at right tackle
- Blocked for QB Matt Ryan who threw for 4,177 yards with 29 touchdowns and RB Michael Turner who ran for 1,340 yards and 11 touchdowns

2010 (Atlanta 16/16, 1/1):

- Started all 16 regular season games and one playoff contest at right tackle
- Earned his first career Pro Bowl selection
- Anchored an offensive line that averaged 341.1 yards of total offense per game and allowed just 23 sacks, which was the third fewest in the NFL

2009 (Atlanta 16/16):

- Started all 16 regular season games at right tackle

2008 (Atlanta 16/16, 1/1):

- Started all 16 regular season games and one playoff contest at right tackle

2007 (Atlanta 11/11):

- Started 11 regular season games at right tackle
- Was inactive for the first five games of the season

2006 (Atlanta 10/10):

- Started 10 regular season games at right guard
- Made NFL debut in starting role at right guard vs. Pittsburgh (10/22)

2005:

- Member of Atlanta's practice squad
- Allocated to the Hamburg Sea Devils of NFL Europa
- Selected to NFL Europe's All-Pro Team.

2004 (Denver 0/0):

- Spent time on practice squads of Denver and N.Y. Giants
- Signed by the Broncos on December 21
- Was inactive for final two games of season

COLLEGE:

- Four-year letterman and three-year starter at Wake Forest
- Played in 47 games with 37 starts, including the final 36 games of his college career
- Earned first-team All-Atlantic Conference honors as a senior
- Started all 13 games at left guard as a junior
- Started all 11 games at left tackle as a sophomore
- Was the only underclassman to start every contest that year

HIGH SCHOOL:

- Attended Farragut (Tenn.) High School
- Lettered in football and basketball
- Earned all-conference honors as a junior and senior in football
- Was also named as an All-Region selection, an All-East Tennessee selection and an All-State selection

CLABO'S CAREER GAMES PLAYED

Games/Starts: (Denver) 2004: inactive; (Atlanta) 2006: 10/10; 2007: 11/11; 2008: 16/16; 2009: 16/16; 2010: 16/16; 2011: 16/16; 2012: 16/16; (Miami) 2013: 15/15. **Total: 116/116**

Postseason Games/Starts: (Atlanta) 2008: 1/1; 2010: 1/1; 2011: 1/1; 2012: 2/2. **Total: 5/5**



CHRIS CLEMONS

SAFETY

Height: 6-1 | Weight: 215 | College: Clemson |
Hometown: Arcadia, Fla. | 6th NFL Season |
1st with Texans | Age: 28 | Acquired: UFA-'14 (MIA) |
2013 GP/GS: 16/16 | Career GP/GS (Playoffs): 72/48 (0/0) |
Teams: Miami, 2009-13; Houston, 2014 |

20

TRANSACTIONS: Selected by Miami Dolphins in the fifth round (165th overall) in the 2009 NFL Draft...Re-signed by Dolphins on March 12, 2013...Signed by the Houston Texans as an unrestricted free agent on March 28, 2014.

CAREER:

- Sixth-year safety who has started 48 of the 72 games he appeared in in his five previous seasons with the Miami Dolphins
- Started every game at safety for the Dolphins from 2012-13 and has registered 256 tackles on defense with 1.5 sacks, four interceptions and 17 passes defended to go along with 22 special teams tackles in his career

PERSONAL:

- Growing up, his favorite sports teams were the Miami Dolphins and Dallas Cowboys and his favorite athlete was Emmitt Smith
- Lists "Love and Basketball" as favorite movie and Lil' Wayne as favorite recording artist
- Earned the nickname "Deer" as a youth following a race when he beat a local speedster multiple times and an onlooker complimented him following his victory by exclaiming, "You run like a deer," and the name has stuck from that day on
- Enjoys playing video games and spending time with friends and family
- Involved in several charitable efforts in his time with the Dolphins, including the Miami Dolphins Foundation Fishing Tournament, the Dolphins Community Blitz, in which he handed out food at Feeding South Florida's mobile food pantry and the Dolphins All-Community team in which players purchase game tickets for local charities
- Donated money to help purchase meals for the holidays
- Full name is Christian Donovan Clemons, born Sept. 15, 1985 in Arcadia, Fla.

2013 (Miami, 16/16):

- Started all 16 games for the second consecutive season and ranked fourth on the team with 89 tackles and one interception without a return to go along with eight passes

defensed

- Led the Dolphins in tackles four times
- Set a career high with two passes defended at Indianapolis (9/15) to go along with three solo tackles
- Picked off QB Thad Lewis and had two tackles against Buffalo (10/20)
- Posted 10 tackles at New England (10/27)
- Recorded a career-high 13 tackles and had one pass defended at Pittsburgh (12/8)

Clemons' 2013 Season Statistics

Date	Opp	GP	GS	Tot	Solo	Asst	Sk	Yds	Int	Yds	Lg	TD	PD	FF	FR	Yds	TD
9/8	at CLE	1	1	4	2	2	0.0	0.0	0	0	0	0	1	0	0	0	0
9/15	at IND	1	1	3	3	0	0.0	0.0	0	0	0	0	2	0	0	0	0
9/22	ATL	1	1	1	1	0	0.0	0.0	0	0	0	0	0	0	0	0	0
9/30	at NO	1	1	8	7	1	0.0	0.0	0	0	0	0	0	0	0	0	0
10/6	BAL	1	1	6	6	0	0.0	0.0	0	0	0	0	0	0	0	0	0
10/20	BUF	1	1	2	2	0	0.0	0.0	1	0	0	0	1	0	0	0	0
10/27	at NE	1	1	10	3	7	0.0	0.0	0	0	0	0	0	0	0	0	0
10/31	CIN	1	1	9	8	1	0.0	0.0	0	0	0	0	0	0	0	0	0
11/11	at TB	1	1	5	3	2	0.0	0.0	0	0	0	0	0	0	0	0	0
11/17	SD	1	1	3	3	0	0.0	0.0	0	0	0	0	1	0	0	0	0
11/24	CAR	1	1	4	2	2	0.0	0.0	0	0	0	0	0	0	0	0	0
12/1	at NYJ	1	1	3	0	3	0.0	0.0	0	0	0	0	1	0	0	0	0
12/8	at PIT	1	1	13	7	6	0.0	0.0	0	0	0	0	1	0	0	0	0
12/15	NE	1	1	9	6	3	0.0	0.0	0	0	0	0	1	0	0	0	0
12/22	at BUF	1	1	7	4	3	0.0	0.0	0	0	0	0	0	0	0	0	0
12/29	NYJ	1	1	3	3	0	0.0	0.0	0	0	0	0	0	0	0	0	0
Totals		16	16	90	60	30	0.0	0.0	1	0	0	0	8	0	0	0	0

Special Teams Tackles: 3

Tackles For Loss (TFL): 1

2013 HIGHS

Tackles	13	at Pittsburgh, 12/8/03
Interceptions	1	at Buffalo (Thad Lewis, no return), 10/20/13
Passes Defensed	2	at Indianapolis, 9/15/13
TFL	1	at Buffalo, 12/22/13

CAREER GAME HIGHS

Tackles	13	at Pittsburgh, 12/8/03
Sacks	1.0	vs. Detroit (Shaun Hill), 12/26/10
Interceptions	1	4 times, last: vs. Buffalo (Thad Lewis, 10/20/13)
Fumbles Forced	2	vs. Pittsburgh, 10/24/10
Fumbles Recovered	1	Twice, last: vs. Pittsburgh, 10/24/10
Passes Defensed	2	at Indianapolis, 9/15/13
TFL	2	Twice, last: at Baltimore, 11/7/10
QBH	1	vs. Detroit, 12/26/10

CAREER SEASON HIGHS

Tackles	95	2012
Sacks	1.5	2010
Interceptions	2	2012
Passes Defensed	8	2013
Fumbles Forced	2	2010
Fumbles Recovered	1	2010, 2012
QBH	1	2010
TFL	5	2010

CLEMONS' CAREER DEFENSIVE STATISTICS

Year	Team	GP	GS	Tot	Solo	Asst	Sk	Yds	Int	Yds	Lg	TD	PD	QBH	TFL	FF	FR	Yds	TD
2009	Mia	11	2	6	4	2	0.0	0.0	0	0	0	0	0	0	0	0	0	0	0
2010	Mia	15	14	60	50	10	1.5	8.5	1	0	0	0	5	1	5	2	1	0	0
2011	Mia	14	0	5	4	1	0.0	0.0	0	0	0	0	0	0	1	0	0	0	0
2012	Mia	16	16	95	69	26	0.0	0.0	2	29	29	0	4	0	3	0	1	-3	0
2013	Mia	16	16	90	60	30	0.0	0.0	1	0	0	0	8	0	1	0	0	0	0
Career		72	48	256	187	69	1.5	8.5	4	29	29	0	17	1	10	2	2	-3	0

ADDITIONAL STATISTICS

Special Teams Tackles (22): 2009 - 7; 2010 - 1; 2011 - 8; 2012 - 3; 2013 - 3.

Rushes-Yards (1-3): 3-yard run vs. St. Louis, 10/14/12.

Blocked Punt (1): vs. Buffalo (Brian Moorman), 11/20/11

CHRIS CLEMONS

2012 (Miami 16/16):

- Started all 16 games for the first time in his career
- Ranked third on Dolphins with 96 tackles (69 solo) and ranked second on team with two interceptions he returned for a total of 29 yards
- Had three special teams tackles, two passes defended, one forced fumble and one fumble recovery
- Led the Dolphins in tackles three times and finished second twice
- Had six tackles and one interception vs. N.Y. Jets (9/23), picking off Mark Sanchez in the end zone without a return
- Tied for team lead with nine tackles vs. St. Louis (10/14) and had one run for 3 yards, coming on a key fake punt on a fourth-and-1 on the Dolphins' 40-yard line with 4:15 left in the game and the Dolphins leading 17-14 to help keep that drive alive
- Led the Dolphins with nine stops and had one interception, picking off Sanchez pass and returning it 29 yards, at N.Y. Jets (10/28)
- Posted season-high 10 tackles vs. Jacksonville (12/16)
- Had five tackles and a fumble recovery vs. Buffalo (12/23), recovering a Dorin Dickerson fumble that resulted in a Dolphin touchdown

2011 (Miami, 14/0):

- Played in 14 games and was inactive twice
- Recorded five tackles on defense and tied for fourth on the Dolphins with eight special teams tackles
- Blocked a Brian Moorman punt which was recovered by Lex Hilliard in the Bills' end zone for a touchdown vs. Buffalo (11/20), the first blocked punt of his career
- Had two solo tackles and one special teams tackle at Dallas (11/24)
- Finished with one solo tackle for a loss of three yards and one assisted tackle as well as two special teams tackles vs. Philadelphia (12/11)

2010 (Miami, 15/14):

- Started 14 games of 15 games played at free safety and was inactive vs. Chicago (11/18) with a hamstring injury
- Finished third on team with 60 tackles (50 solo) and had 1.5 sacks for 8.5 yards in losses along with one interception without a return and five passes defended
- Forced two fumbles and recovered a fumble
- Tied for the team lead with nine tackles, including a half-sack for 0.5 yards in losses vs. Pittsburgh (10/24), sharing a 1-yard sack of Ben Roethlisberger with Koa Misi
- Tied for second on the team with eight tackles at Baltimore (11/7)
- Recovered a Bo Scaife fumble that was caused by Karlos Dansby on the Titans' first possession of the game vs Tennessee (11/14)
- Had four tackles and first career interception, picking off a Bruce Gradkowski pass without a return at Oakland (11/28)
- Had one tackle, an 8-yard sack of Lions quarterback Shaun Hill, vs. Detroit (12/26), the first full sack of his career.

2009 (Miami 11/2):

- Played in 11 games with two starts after being inactive the first five games of season
- Finished season with seven tackles (five solo)
- Made Dolphins debut in a reserve role vs. New Orleans (10/25)
- Earned first career start at N.Y. Jets (11/1) and responded with three tackles
- Also started in season finale against Pittsburgh (1/3/10)

COLLEGE:

- Four-year letterman (2005-08) and three-year starter at Clemson
- Finished college career with 323 tackles (203 solo), five interceptions, 20 passes defended, 20 special teams tackles, six tackles for loss and a forced fumble
- Started all 13 games as a senior in 2008 and recorded 94 tackles (62 solo), three tackles for loss, seven passes defended and two interceptions, including one returned for a touchdown
- Earned team's Iron Man Award as a senior
- Started all 13 games as a junior in 2007 for a top-10 defense and recorded 94 tackles (61 solo), two interceptions, two tackles for loss and five passes defended
- Had four double-figure tackle games, including a season-high 15 against Auburn
- Started all 13 games as a sophomore in 2006 and recorded 102 tackles (61 solo), an interception, a forced fumble and eight passes defended
- Racked-up 41 tackles in the last three games of the regular season, including a season-high 17 against N.C. State as a sophomore
- Played in 12 games as a redshirt freshman in 2005 and posted 22 tackles (19 solo) on defense and 10 special teams tackles
- Was one of only two freshmen to record at least one tackle in every game
- Redshirted as true freshman in 2004
- Graduated in August, 2008 with degree in community recreation management

HIGH SCHOOL:

- Attended DeSoto High School in Arcadia, Fla. where he rushed for 1,242 yards with 11 touchdowns on 193 carries as a senior and was named the team's offensive MVP and was a first-team running back by Sarasota Herald Tribune
- Had 951 rushing yards on 100 carries with eight touchdowns and five interceptions, including two for touchdowns, as a junior and averaged more than 16 points and 10 rebounds for the school's basketball team
- Ran a 10.52 in the 100m, the fourth-best time in the state, and was district champion in the 100m and 200m as a senior



JARED CRICK DEFENSIVE END

93

Height: 6-4 | Weight: 285 | College: Nebraska |
Hometown: Cozad, Neb. | 3rd NFL Season |
3rd with Texans | Age: 24 | Acquired: D4c, 2012 (126th overall) |
2013 GP/GS: 16/1 | Career GP/GS (Playoffs): 30/1 (2/0) |
Teams: Houston, 2012-14 |

TRANSACTIONS: Selected by Houston Texans in the fourth round (126th overall) of the 2012 NFL Draft...Signed by Texans on May 14, 2012.

CAREER:

- Has played in 31 career games with one start and 63 tackles, a tackle for loss and three passes defended to his credit
- Has also appeared in two playoff games
- Made his first career start in the 2013 season opener at San Diego (9/9/13)

2013 (Houston 16/1):

- Played in all 16 games at defensive end with one start
- Set a career high with 33 tackles (15 solo)
- Made his first career start at defensive end and recorded a career-high six tackles (three solo) at San Diego (9/9) in Week 1
- Recorded four assisted tackles and a career-high two passes defended at San Francisco (10/6) in Week 5

Crick's 2013 Season Statistics

Date	Opp	GP	GS	Tot	Solo	Asst	Sk	Yds	Int	Yds	Lg	TD	PD	FF	FR	Yds	TD
9/9	at SD	1	1	6	3	3	0.0	0	0	0	--	0	0	0	0	0	0
9/15	vs. TEN	1	0	1	0	1	0.0	0	0	0	--	0	0	0	0	0	0
9/22	at BAL	1	0	4	1	3	0.0	0	0	0	--	0	0	0	0	0	0
9/29	vs. SEA	1	0	1	0	1	0.0	0	0	0	--	0	0	0	0	0	0
10/6	at SF	1	0	4	0	4	0.0	0	0	0	--	0	2	0	0	0	0
10/13	vs. STL	1	0	3	2	1	0.0	0	0	0	--	0	0	0	0	0	0
10/20	at KC	1	0	0	0	0	0.0	0	0	0	--	0	0	0	0	0	0
11/3	vs. IND	0	0	0	0	0	0.0	0	0	0	--	0	0	0	0	0	0
11/10	at ARI	1	0	2	1	1	0.0	0	0	0	--	0	0	0	0	0	0
11/17	vs. OAK	1	0	2	1	1	0.0	0	0	0	--	0	0	0	0	0	0
11/24	vs. JAC	1	0	3	3	0	0.0	0	0	0	--	0	0	0	0	0	0
12/1	vs. NE	1	0	0	0	0	0.0	0	0	0	--	0	0	0	0	0	0
12/5	at JAC	1	0	1	1	0	0.0	0	0	0	--	0	0	0	0	0	0
12/15	at IND	1	0	2	1	1	0.0	0	0	0	--	0	1	0	0	0	0
12/22	vs. DEN	1	0	1	0	1	0.0	0	0	0	--	0	0	0	0	0	0
12/29	at TEN	1	0	2	1	1	0.0	0	0	0	--	0	0	0	0	0	0
2013 Totals		16	1	33	15	18	0.0	0	0	0	--	0	3	0	0	0	0

Quarterback Hits (QBH): 2

Tackles For Loss (TFL): 1

2012 (Houston 15/0, 2/0):

- Saw action in 15 games and made 30 tackles (17 solo) and and batted down two passes
- Made his NFL debut and made one solo tackle in the season opener vs. Miami (9/9)
- Had two tackles (one solo) at Jacksonville (9/16)
- Did not play at the New York Jets (10/8)
- Had six tackles (two solo) vs. Green Bay (10/14)
- Had two solo tackles vs. Baltimore (10/21)
- Made two tackles and broke up a pass at the line of scrimmage vs. Buffalo (11/4)
- Assisted on two tackles vs. Jacksonville (11/18)
- Collected four tackles (three solo) at Detroit (11/22)
- Recorded two tackles at Tennessee (12/2)
- Registered four tackles (two solo) at New England (12/10)
- Collected two tackles (one solo) vs. Indianapolis (12/16)
- Made a tackle vs. Minnesota (12/23)
- Had one tackle at Indianapolis (12/30)
- Made his postseason debut in AFC Wild Card Playoff vs. Cincinnati (1/5/13)
- Assisted on one tackle in AFC Divisional Playoff at New England (1/13/13)

COLLEGE:

- Started his final 33 games at strong-side defensive tackle after beginning his career as a defensive end and appeared in 42 contests
- Saw his senior year cut short with a torn pectoral muscle that caused him to miss the final eight games
- Recorded 167 tackles (75 solo) in his career
- Ranks eighth on Nebraska's all-time sacks list with 20.0 (145 yards), had 35.0 tackles for loss (162 yards) for his career, one forced fumble, two fumble recoveries, eight pass breakups and two blocked kicks in his career
- Ranks 13th on the Nebraska's single-season chart with 17 tackles for loss in 2010
- Set school single-game records with five sacks and seven tackles for loss vs. Baylor in 2009
- Recipient of the Big Ten Conference Sportsmanship Award in his senior season
- Received first-team All-America honors from Rivals.com, adding second-team accolades from the Associated Press, Sports Illustrated and CBSSports.com for his junior season
- A unanimous All-Big XII Conference first-team choice and a member of the Big XII Commissioner's Spring Academic Honor Roll in 2010
- Received All-Big XII Conference first-team honors from the league's coaches his sophomore year
- Recorded a career-high 73 tackles (31 solos), ranked second on the squad and sixth in the league with 9.5 sacks (57 yards) and had 15 tackles for loss (63 yards)
- Played in nine games and made two tackles with a pass breakup as a freshman

2013 HIGHS

Tackles	6	at San Diego, 9/9/13
Passes Defended	2	at San Francisco, 10/6/13
QBH	1	Twice: at Baltimore, 9/22/13; at Kansas City, 10/20/13
TFL	1	vs. St. Louis, 10/13/13

CAREER GAME HIGHS

Tackles	6	Twice: vs. Green Bay, 10/14/12; at San Diego, 9/9/13
Passes Defended	2	at San Francisco, 10/6/13
QBH	1	3 times, last: at Kansas City, 10/20/13
TFL	1	vs. St. Louis, 10/13/13

CAREER SEASON HIGHS

Tackles	33	2013
Passes Defended	3	2013
QBH	2	2013
TFL	1	2013

CRICK'S CAREER DEFENSIVE STATISTICS

Year	Team	GP	GS	Tot	Solo	Asst	Sk	Yds	Int	Yds	Lg	TD	PD	QBH	TFL	FF	FR	Yds	TD
2012 ^A	Hou	15	0	30	17	13	0.0	0.0	0	0	0	0	2	1	0	0	0	0	0
2013 ^A	Hou	16	1	33	15	18	0.0	0.0	0	0	--	0	3	2	1	0	0	0	0
Career		31	1	63	32	31	0.0	0.0	0	0	0	0	5	3	1	0	0	0	0

^A - Tackle statistics based on coaches' review

JARED CRICK

- Redshirted as a freshman and moved inside to tackle from defensive end in the spring of 2008
- Two-time member of the Brook Berringer Citizenship Team for his community outreach work

HIGH SCHOOL:

- A three-sport star at Cozad (Neb.) High School where he recorded 75 tackles and five sacks as a junior en route to Class C-1 all-state honors from the Omaha World-Herald and honorable-mention all-state accolades from the Lincoln Journal Star
- As a senior, earned second-team All-Nebraska honors from the Omaha World-Herald and second-team Super-State honors from the Lincoln Journal Star, adding first-team Class B honors from both papers
- Led the basketball team with 12 points and eight rebounds per game and finished second in the state in the shot put with a throw of 60 10-1/4 in the state track and field championships

CRICK'S CAREER PLAYOFF DEFENSIVE STATISTICS

Date	Opp	GP	GS	Tot	Solo	Asst	Sk	Yds	Int	Yds	Lg	TD	PD	QBH	TFL	FF	FR	Yds	TD
1/5/13	vs. Cin (WC)	1	0	0	0	0	0.0	0.0	0	0	0	0	0	0	0	0	0	0	0
1/13/13	at NE (Div)	1	0	1	0	1	0.0	0.0	0	0	0	0	0	0	0	0	0	0	0
Career		2	0	1	0	1	0.0	0.0	0	0	0	0	0	0	0	0	0	0	0



BRIAN CUSHING INSIDE LINEBACKER

56

Height: 6-3 | Weight: 249 | College: Southern California |
Hometown: Park Ridge, N.J. | 6th NFL Season |
6th with Texans | Age: 27 | Acquired: D1-'09 (15th overall) |
2013 GP/GS: 7/7 | Career GP/GS (Playoffs): 56/56 (2/2) |
Teams: Houston, 2009-14 |

TRANSACTIONS: Selected by Houston Texans in the first round (15th pick overall) of the 2009 NFL Draft...Signed by Texans on Aug. 2, 2009...Placed on injured reserve on Oct. 10, 2012...Placed on injured reserve on Oct. 28, 2013...Placed on active/physically unable to perform on July 21, 2014.

HONORS:

- Associated Press All-Pro Second Team (2009, 2011)
- Associated Press Defensive Rookie of the Year (2009)
- Pro Bowl Selection (2010)
- Pro Football Weekly/PFWA All-AFC Team (2011)
- Houston Texans Team Most Valuable Player (2011)
- Ed Block Courage Award Winner (2013)
- Houston Texans Team Rookie of the Year (2009)
- AFC Defensive Player of the Week (Week 6, 2009; Week 8, 2009)
- NFL Defensive Rookie of the Month (November, 2009; December, 2009)
- Pro Football Weekly/PFWA Defensive Rookie of the Year (2009)
- Pro Football Weekly/PFWA All-Rookie Team (2009)
- GMC Never Say Never Moment of the Week for Week 1 fourth-quarter interception return for a touchdown at San Diego

CAREER:

- Led the team in tackles in 2009 and 2011, and has 431 tackles in his career
- His 133 tackles in 2009 finished tied for second most in the AFC, trailing only Ray Lewis' 134 tackles
- Tied for seventh in team history with 11.0 career sacks
- Has eight career interceptions, 22 passes defended, six forced fumbles and one safety
- Has 14 career double-digit tackle games

2013 (Houston 7/7):

- Led the team with 65 tackles and had 1.5 sacks and an interception before suffering a season-ending knee injury at Kansas City in Week 7
- Led the team with 11 tackles (five solo) and recorded an interception, which was returned 18 yards for a game-tying touchdown in the fourth quarter at San Diego (9/9)
- Tied a career high with 13 tackles (11 solo) and tied a career high with 1.5 sacks vs. Tennessee (9/15)
- Tied for a team-high with 10 tackles (seven solo) at Baltimore (9/22)
- Recorded 10 tackles (seven solo) and a forced fumble vs. Seattle (9/29)
- Recorded eight tackles (five solo) at San Francisco (10/6)
- Recorded eight tackles (four solo) vs. St. Louis (10/13)
- Recorded five solo tackles and a pass defended before suffering a leg injury in the third quarter at Kansas City (10/20)

2012 (Houston 5/5):

- Started five games and led the team in tackles before suffering a season-ending knee injury
- Named a team captain for the second consecutive season
- Finished the season with 43 tackles (27 solo), one interception, two passes defended and one forced fumble
- Led the defense with nine tackles (six solo) while also intercepting a pass and forcing a fumble in the season opener vs. Miami (9/9)
- Named one of the Defensive Players of the Game after recording nine tackles (three solo) at Jacksonville (9/16)
- Made seven tackles (three solo) and broke up a pass at Denver (9/23)
- Set a career-high with 13 tackles (9 solo) vs. Tennessee (9/30)
- Had five tackles (three solo) at the New York Jets (10/8) before leaving the game with a knee injury

2011 (Houston 16/16, 2/2):

- Second-Team Associated Press All-Pro selection and finished the season with a team-best 114 tackles (77 solo), 4.0 sacks, two interceptions and two forced fumbles
- Elected a team captain by his teammates in the second half of the season
- Started and led all Texans defenders with seven tackles (four solo) and one quarterback pressure in the season opener vs. Indianapolis (9/11)
- Led the team with 10 tackles (seven solo) at Miami (9/18), his eighth double-digit tackle game
- Tied for the team lead with six tackles (two solo) vs. Pittsburgh (10/2)
- Recorded his first sack of the season and finished tied for the team lead in tackles with eight (seven solo) vs. Oakland (10/9)
- Led the defense with six tackles (five solo) and had a pass defended at Tennessee (10/23)

Cushing's 2013 Season Statistics

Date	Opp	GP	GS	TotSolo	Asst	Sk	Yds	Int	Yds	Lg	TD	PD	FF	FR	Yds	TD
9/9	at SD	1	1	11	5	6	0.0	0	1	18	18	1	1	0	0	0
9/15	vs. TEN	1	1	13	11	2	1.5	9	0	0	--	0	0	0	0	0
9/22	at BAL	1	1	10	7	3	0.0	0	0	0	--	0	0	0	0	0
9/29	vs. SEA	1	1	10	7	3	0.0	0	0	0	--	0	0	1	0	0
10/6	at SF	1	1	8	5	3	0.0	0	0	0	--	0	0	0	0	0
10/13	vs. STL	1	1	8	4	4	0.0	0	0	0	--	0	0	0	0	0
10/20	at KC	1	1	5	5	0	0.0	0	0	0	--	0	1	0	0	0
2013 Totals		7	7	65	44	21	1.5	9	1	18	18	1	2	1	0	0

Quarterback Hits (QBH): 4

Tackles For Loss (TFL): 6

2013 HIGHS

Tackles	13	vs. Tennessee, 9/15/13
Passes Defended	1	Twice: at San Diego, 9/9/13; at Kansas City, 10/20/13
Sacks	1.5	vs. Tennessee, 9/15/13
QBH	2	vs. Tennessee, 9/15/13
TFL	3	vs. Tennessee, 9/15/13

CAREER GAME HIGHS

Tackles	13	Twice, most recent vs. Tennessee, 9/15/13
Sacks	1.5	Twice, most recent vs. Tennessee, 9/15/13
Interceptions	1	8 times, most recent: at San Diego (P. Rivers), 9/9/13
Passes Defended	2	3 times, most recent: vs. Tennessee, 11/28/10
Forced Fumbles	2	Twice, most recent: at Indianapolis, 12/22/11
Safeties	1	vs. Oakland, 10/4/09
Touchdowns	1	at San Diego, 9/9/13

CAREER SEASON HIGHS

Tackles	133	2009
Sacks	4.0	Twice: 2009 and 2011
Interceptions	4	2009
Forced Fumbles	2	Twice: 2009 and 2011
Passes Defended	10	2009
QBH	13	2011
TFL	12	2009

CUSHING'S CAREER DEFENSIVE STATISTICS

Year	Team	GP	GS	Tot	Solo	Asst	Sk	Yds	Int	Yds	Lg	TD	PD	QBH	TFL	FF	FR	Yds	TD
2009	Hou	16	16	133	85	48	4.0	30.5	4	26	20	0	10	12	12	2	0	0	0
2010	Hou	12	12	76	49	27	1.5	12.0	0	0	0	0	4	11	8	1	0	0	0
2011	Hou^	16	16	114	77	37	4.0	21.0	2	5	5	0	5	13	8	2	0	0	0
2012	Hou^	5	5	43	27	16	0.0	0.0	1	1	1	0	2	2	0	1	0	0	0
2013	Hou^	7	7	65	44	21	1.5	9.0	1	18	18	1	2	4	6	1	0	0	0
Career		56	56	431	282	149	11.0	72.5	8	50	20	1	23	42	34	7	0	0	0

^ - Tackle statistics based on coaches' review

ADDITIONAL STATISTICS

Safeties (1): vs. Oakland, 10/4/09. **Touchdowns (1):** at San Diego (18-yard INT return)

BRIAN CUSHING

- Named the Defensive Player of the Game for the Texans after leading the team with seven tackles and intercepting a Blaine Gabbert pass vs. Jacksonville (10/30)
- Led the defense with seven tackles (four solo) and sacked Colt McCoy for a 5-yard loss vs. Cleveland (11/6)
- Led the defense with eight solo tackles, one sack and an interception at Tampa Bay (11/13)
- Tied for the team lead in tackles with six (five solo) while also adding two hits on the quarterback vs. Atlanta (12/4)
- Recorded his ninth career double-digit tackle game with 12 tackles (nine solo), including one for a loss vs. Carolina (12/18)
- Led the team in tackles for the 10th time in 2011 while also forcing two fumbles, including a sack-fumble on the first defensive play of the game at Indianapolis (12/22)
- Led the team with 19 postseason tackles
- Started in his postseason debut and registered a team-leading eight tackles, including five solos and one for loss in AFC Wild Card Playoff vs. Cincinnati (1/7/12)
- Recorded 11 tackles (five solo) and one pass defended in AFC Divisional Playoff at Baltimore (1/15/12)

2010 (Houston 12/12):

- Started the final 12 games of the regular season and totaled 76 tackles (49 solo), 1.5 sacks and one forced fumble
- Made season debut vs. the New York Giants (10/10) and had nine tackles (four solo) and one pass defended
- Made eight tackles (seven solo) including one quarterback hit vs. Kansas City (10/17)
- Returned to strongside linebacker and recorded nine solo tackles and one quarterback hit at Jacksonville (11/14)
- Made four solo tackles and forced a fumble at the New York Jets (11/21)
- Led the defense with seven tackles (three solo) including four for a loss to go along with two passes defended vs. Tennessee (11/28)
- Recorded 1.5 sacks for 12 yards lost and 10 tackles (six solo) including three for a loss vs. Baltimore (12/13)
- Made five tackles (four solo) including two quarterback hits vs. Jacksonville (1/2/11)

2009 (Houston 16/16):

- Started all 16 games as a rookie and was named Associated Press Defensive Rookie of the Year
- Voted into the 2010 Pro Bowl but was unable to play due to injury
- Made professional debut for the Texans, starting at linebacker against the New York Jets (9/13), and tied for the team high with eight tackles (five solo)
- Became the first Texans rookie to lead his team in tackles in his first three career games vs. Jacksonville (9/27), where he registered eight tackles (six solo), one tackle for loss, and two pass defenses
- Wrapped up Justin Fargas in the end zone for the Texans first safety since 12/15/02 vs. Oakland (10/4)

- Made nine tackles (six solo), two passes defended, two forced fumbles and intercepted a pass from Bengals QB Carson Palmer late in the fourth quarter to clinch the victory at Cincinnati (10/18)
- Named the AFC Defensive Player of the Week (10/21) for his performance at Cincinnati
- Led the Texans in tackles for the sixth time in eight games with 10 (three solo) as well as having one sack, one pass defended and one interception at Buffalo (11/1)
- Set a career high with 12 tackles (10 solo), one pass defended, one tackle for a loss and one quarterback hit at Indianapolis (11/8)
- Defensive leader in tackles for the ninth time, compiling 11 tackles (seven solo) vs. Indianapolis (11/29), where he picked off a Peyton Manning pass for his third interception of the season
- Named NFL Rookie of the Month in November after totaling 43 tackles, two interceptions and a sack
- Recorded one sack for a loss of 13 yards, three quarterback hits and 10 tackles (six solo) including three for a loss vs. Seattle (12/13)
- Made seven tackles (three solo) with two hits on Craig Nall including a half-sack for a loss of five yards at St. Louis (12/20)
- Made nine solo tackles at Miami (12/27), intercepted one pass, deflected a pass and had a sack for the third straight week

COLLEGE:

- Started 38-of-44 games he played in at USC, including 13 at right defensive end and 25 at strongside outside linebacker
- Finished his career with 178 tackles (101 solos) that included 8.5 quarterback sacks for minus 57 yards, 27.0 stops for losses totaling 106 yards and two pressures
- Intercepted one pass, deflected 12 others and blocked two punts
- Consensus All-American as a senior, earning first-team accolades from Sports Illustrated and second-team honors from The Sporting News and Associated Press, and a consensus first-team All-Pac 10 choice
- Finalist for the Butkus Award, semifinalist for the Lombardi Award and quarterfinalist for the Lott Trophy
- Honorable mention All-Pac 10 selection in 2007 and second-team all-conference pick in 2006
- Started the last four games in 2005, including the national title game

PERSONAL:

- Attended Bergen Catholic (Oradell, N.J.) High School
- Earned Parade, USA Today, Prep Football Report, Scout.com, Super Prep, EA Sports and Prep Star All-American honors as a senior
- Recorded 120 tackles, 11 stops for loss, 10 sacks and seven interceptions as a linebacker in 2004
- Played running back and tight end and gained 475 rushing yards with 10 touchdowns and caught 13 passes for 456 yards (35.1 avg) with seven scores

CUSHING'S CAREER PLAYOFF DEFENSIVE STATISTICS

Year	Team	GP	GS	Tot	Solo	Asst	Sk	Yds	Int	Yds	Lg	TD	PD	QBH	TFL	FF	FR	Yds	TD
1/7/12	vs. Cin (WC)	1	1	8	5	3	0.0	0.0	0	0	0	0	0	0	1	0	0	0	0
1/15/12	at Bal (Div)	1	1	11	5	6	0.0	0.0	0	0	0	0	1	0	0	0	0	0	0
Career		2	2	19	10	9	0.0	0.0	0	0	0	0	1	0	1	0	0	0	0



AKEEM DENT INSIDE LINEBACKER

50

Height: 6-1 | Weight: 239 | College: Georgia |
Hometown: Atlanta, Ga. | 4th NFL Season |
1st with Texans | Age: 26 | Acquired: T-'14 (ATL) |
2013 GP/GS: 15/7 | Career GP/GS (Playoffs): 47/20 (3/2) |
Teams: Atlanta, 2011-13; Houston, 2014 |

TRANSACTIONS: Selected by Atlanta Falcons in the third round (91st overall) of the 2011 NFL Draft...Signed by Falcons on July 28, 2011...Traded to Houston Texans for QB T.J. Yates on June 18, 2014.

HONORS:

- Pro Football Weekly/PFWA All-Rookie Team (2011)

CAREER:

- Played in 47 regular season games with 20 starts and three postseason games with two starts with Atlanta (2011-13)
- Totaled 108 tackles, 1.5 sacks, three passes defended, four quarterback hits, 10 tackles for loss and a forced fumble in his three seasons with Atlanta
- Has 16 tackles and one tackle for loss in three postseason games
- 27 career special teams tackles
- Has 14 career double-digit tackle games

2013 (Atlanta 15/7):

- Led the Falcons defense and tallied a game-high 12 tackles (five solo) with two tackles for loss at New Orleans (9/8)
- Posted five tackles (four solo) with one pass defended against St. Louis (9/15)
- Recorded his first career sack at Miami (9/22) and teamed up with DT Peria Jerry for a second sack late in the game. Also logged five tackles (four solo), one tackle for loss, and two quarterback hits in the game.
- Led the team with nine tackles (five solo) and one quarterback hit against New England (9/29)
- Inactive against the Jets (10/7)
- Totaled six tackles (five solo) against Tampa Bay (10/20)
- Posted four tackles (three solo) with one tackle for loss at Arizona (10/27)
- Notched five tackles (three solo) with one tackle for loss at Carolina (11/3)
- Recorded six tackles (two solo) for the defense against Seattle (11/10)
- Made one tackle on the special teams at Tampa Bay (11/17)
- Credited with one tackle in the game against New Orleans (11/21)
- Posted one special teams tackle against Buffalo (12/1)

2012 (Atlanta 16/13, 2/2):

- Played in all 16 games, including 13 starts at middle linebacker during his sophomore season
- Started both playoff games and led the Falcons with 16 postseason tackles
- Set career highs with 61 tackles (40 solo), five tackles for loss and two passes defended
- Part of a defense that ranked fifth in the NFL, allowing 18.7 points per game
- Signal caller for a defense that held opponents to 20 points or less nine times

2011 (Atlanta 16/0, 1/0):

- Earned PFW/PFWA All-Rookie honors after recording 19 special teams tackles
- Played in all 16 games and made one tackle on defense
- Played in the Wild Card Playoff against the New York Giants (1/8/12) and made one special teams tackle
- Recorded a career-high four special teams tackles at Carolina (12/11)

Dent's 2013 Season Statistics

Date	Opp	GP	GS	Tot	Solo	Asst	Sk	Yds	Int	Yds	Lg	TD	PD	FF	FR	Yds	TD
9/8	at NO	1	1	11	5	6	0.0	0	0	0	0	0	0	0	0	0	0
9/15	vs. STL	1	0	4	4	0	0.0	0	0	0	0	0	1	0	0	0	0
9/22	at MIA	1	1	5	3	2	1.5	12	0	0	0	0	0	0	0	0	0
9/29	vs. NE	1	1	8	4	4	0.0	0	0	0	0	0	0	0	0	0	0
10/20	vs. TB	1	1	4	3	1	0.0	0	0	0	0	0	0	0	0	0	0
10/27	at ARI	1	1	3	3	0	0.0	0	0	0	0	0	0	0	0	0	0
11/3	at CAR	1	1	4	0	4	0.0	0	0	0	0	0	0	0	0	0	0
11/10	vs. SEA	1	1	6	2	4	0.0	0	0	0	0	0	0	0	0	0	0
11/17	at TB	1	0	0	0	0	0.0	0	0	0	0	0	0	0	0	0	0
11/21	vs. NO	1	0	1	0	1	0.0	0	0	0	0	0	0	0	0	0	0
12/1	at BUF	1	0	0	0	0	0.0	0	0	0	0	0	0	0	0	0	0
12/8	at GB	1	0	0	0	0	0.0	0	0	0	0	0	0	0	0	0	0
12/15	vs. WAS	1	0	0	0	0	0.0	0	0	0	0	0	0	0	0	0	0
12/23	at SF	1	0	0	0	0	0.0	0	0	0	0	0	0	0	0	0	0
12/29	vs. CAR	1	0	0	0	0	0.0	0	0	0	0	0	0	0	0	0	0
2013 Totals		15	7	46	24	22	1.5	12	0	0	0	0	1	0	0	0	0

Quarterback Hits (QBH): 2

Tackles For Loss (TFL): 5

2013 HIGHS

Tackles	11	at New Orleans, 9/8/13
Tackles for loss	2	at New Orleans, 9/8/13
QBH	2	at Miami, 9/22/13
Sacks	1.5	at Miami, 9/22/13
Passes Defensed	1	vs. St. Louis, 9/15/13

CAREER GAME HIGHS

Tackles	11	at New Orleans, 9/8/13
Tackles for loss	2	vs. Arizona, 11/18/12 and at New Orleans, 9/8/13
QBH	2	at Miami, 9/22/13
Sacks	1.5	at Miami, 9/22/13
Passes Defensed	1	3 times, most recent: vs. St. Louis, 9/15/13
Forced Fumbles	1	at Detroit, 10/23/11
Spec. Tms. Tackles	4	at Carolina, 12/11/11

CAREER SEASON HIGHS

Tackles	61	2012
Sacks	1.5	2013
Forced Fumbles	1	2011
Passes Defensed	2	2012
QBH	2	2012 and 2013
TFL	5	2012 and 2013
Special teams tackles	19	2011

DENT'S CAREER DEFENSIVE STATISTICS

Year	Team	GP	GS	Tot	Solo	Asst	Sk	Yds	Int	Yds	Lg	TD	PD	QBH	TFL	FF	FR	Yds	TD
2011	Atlanta	16	0	1	1	0	0.0	0.0	0	0	0	0	0	0	0	1	0	0	0
2012	Atlanta	16	13	61	40	21	0.0	0.0	0	0	0	0	2	2	5	0	0	0	0
2013	Atlanta	15	7	46	24	22	1.5	12.0	0	0	0	0	1	2	5	0	0	0	0
Career		47	20	108	65	43	1.5	12.0	0	0	0	0	3	4	10	1	0	0	0

ADDITIONAL STATISTICS

Special Teams Tackles: (27) 2011 - 19; 2012 - 3; 2013 - 5.

AKEEM DENT

COLLEGE:

- Started 29-of-47 games at Georgia, including 16 at strong-side outside linebacker and 13 at strongside inside linebacker
- Posted 240 tackles (133 solo) with 4.5 sacks (42 yards) and 12 tackles for loss (54 yards) with two forced fumbles, two fumble recoveries and five passes defended
- Earned All-SEC second team honors in 2010 after leading the Bulldogs with 126 tackles (69 solo) with 2.5 sacks and 6.5 tackles for loss
- Served as one of the team's co-captains and shifted from a 4-3 strong-side linebacker to an inside linebacker in the 3-4 defense his senior season
- As a junior in 2009, appeared in eight games with four starts and registered 32 tackles and 2.5 tackles for loss
- As a sophomore, he started eight games and produced 46 tackles (27 solo), 1.5 sacks and three tackles for loss
- Athletic Director's Academic Honor Roll as a junior and a senior, and earned the team's 'True Grit' Award in 2010
- Graduated from UGA in December 2010 with a bachelor's degree in housing

PERSONAL:

- A Douglass, Ga. native, attended Douglass High School registering 140 tackles as a senior and earning Super Southern 100 honors from the Atlanta
- Journal-Constitution and Class AAAAA first team All-State accolades from the Georgia Sports Writers Association
- Named to the Orlando Sentinel All-Southern Team, the Valdosta Daily Times All-State defensive squad

DENT'S CAREER PLAYOFF DEFENSIVE STATISTICS

Year	Team	GP	GS	Tot	Solo	Asst	Sk	Yds	Int	Yds	Lg	TD	PD	QBH	TFL	FF	FR	Yds	TD
1/8/12	at NYG (WC)	1	0	0	0	0	0.0	0.0	0	0	0	0	0	0	0	0	0	0	0
1/13/13	vs. Sea (Div)	1	1	8	4	4	0.0	0.0	0	0	0	0	0	0	0	0	0	0	0
1/20/13	vs. SF (Conf)	1	1	8	5	3	0.0	0.0	0	0	0	0	0	0	1	0	0	0	0
Career		3	2	16	9	7	0.0	0.0	0	0	0	0	0	0	1	0	0	0	0

ADDITIONAL STATISTICS

Special Teams Tackles: (2) 2011 - 1; 2012 - 1.



RYAN FITZPATRICK

QUARTERBACK

Height: 6-2 | Weight: 223 | College: Harvard |
 Hometown: Gilbert, Ariz. | 10th NFL Season |
 1st with Texans | Age: 31 | Acquired: FA-'14 |
 2013 GP/GS: 11/9 | Career GP/GS (Playoffs): 85/77 (0/0) |
 Teams: St. Louis, 2005-06; Cincinnati, 2007-08;
 Buffalo, 2009-12; Tennessee, 2013; Houston, 2014 |

14

TRANSACTIONS: Selected by St. Louis Rams in seventh round of the 2005 NFL Draft (250th overall)...Signed by Rams on July 18, 2005...Traded to Cincinnati Bengals on Sept. 1, 2007 for a conditional draft pick...Re-signed by Bengals on April 17, 2008...Signed by the Buffalo Bills as an unrestricted free agent on Feb. 27, 2009...Re-signed with Bills on Oct. 28, 2011...Released by Bills on March 12, 2013...Signed by Tennessee Titans on March 26, 2013...Released by Titans on March 14, 2014...Signed by Houston Texans on March 20, 2014.

CAREER:

- Has started 77 of the 85 games he's played in and completed 1,555 of 2,599 pass attempts for 16,790 yards, 106 touchdowns, 93 interceptions and a 77.5 passer rating
- Ranks fourth among active quarterbacks with 1,415 career rushing yards and has scored nine career touchdowns on the ground
- In 2012, started all 16 contests for the second consecutive season and tallied 3,400 yards on 306 of 505 passing with 24 touchdowns
- In 2011, started all 16 games for the first time in his career and set career-bests with 353 completions, 569 pass attempts, 3,832 passing yards and 24 touchdown passes
- Holds the following Buffalo Bills passing records: longest completion and longest play from scrimmage, a 98-yard touchdown pass to Terrell Owens (at Jacksonville, 11/22/09), and longest rushing touchdown for a quarterback – (31 yards vs. Miami 11/29/09)
- Became the fifth quarterback in NFL history to throw for 300 yards in a debut, leading St. Louis to a 33-27 overtime win at Houston (11/27/05). He completed 19 of 30 passes for 310 yards with three touchdowns and one interception for a 117.4 passer rating.

PERSONAL:

- Married to Liza and the couple has two sons, Brady and Tate, and two daughters, Lucy and Maizy
- The family splits time between Nashville and Gilbert, Ariz.
- Attended Highland (Gilbert, Ariz.) High School and earned second-team Class 5A all-state honors as a senior, setting 12 school records
- Played basketball and track graduated in top one percent of his class

Fitzpatrick's 2013 Passing Statistics

Date	Opp	GP	GS	Att	Cmp	Pct	Yds	Yd/A	TD	Int	Lg	Sack	Lost	Rate
9/29	NYJ	1	0	8	3	37.5	108	13.5	1	0	77t	0	0	125
10/6	KC	1	1	41	21	51.2	247	6.0	1	2	49t	3	13	57.7
10/13	at SEA	1	1	29	17	58.6	171	5.9	0	2	32	3	14	46.8
11/10	JAX	1	0	33	22	66.7	264	8.0	2	0	40	1	9	111.2
11/14	IND	1	1	28	22	78.6	222	7.9	1	0	42	2	4	111.6
11/24	at OAK	1	1	42	30	71.4	320	7.6	2	0	54t	2	8	109.2
12/1	at IND	1	1	37	21	56.8	201	5.4	1	3	35	1	16	47.2
12/8	at DEN	1	1	24	13	54.2	172	7.2	1	1	57	2	14	73.6
12/15	ARI	1	1	58	36	62.1	402	6.9	4	2	33	3	8	91.3
12/22	at JAX	1	1	26	17	65.4	181	7.0	1	1	30t	3	17	82.4
12/29	HOU	1	1	24	15	62.5	166	6.9	0	1	34	1	6	65.6
2013 Totals		11	9	350	217	62.0	2,454	7.01	14	12	77t	21	109	82.0

Fumbles/Lost: 9/2

Receptions-Yards: 1-0, vs. Kansas City, 10/6/13

Fitzpatrick's 2013 Rushing Statistics

Date	Opp	GP	GS	Rush	Yds	Avg	Lg	TD
9/29	NYJ	1	0	2	-2	-1.0	-1	0
10/6	KC	1	1	6	50	8.3	26	1
10/13	at SEA	1	1	6	33	5.5	11	0
11/10	JAX	1	0	3	13	4.3	8	1
11/14	IND	1	1	4	26	6.5	15	0
11/24	at OAK	1	1	5	26	5.2	10	0
12/1	at IND	1	1	8	54	6.8	16	1
12/8	at DEN	1	1	1	4	4.0	4	0
12/15	Ari	1	1	3	22	7.3	17	0
12/22	at JAX	1	1	3	1	0.3	3	0
12/29	Hou	1	1	2	-2	-1.0	-1	0
2013 Totals		11	9	43	225	5.2	26	3

2013 HIGHS

Yards Passing	402	at Arizona, 12/15/13 (36 completions)
Attempts Passing	58	at Arizona, 12/15/13 (36 completions)
Completions	36	at Arizona, 12/15/13 (58 attempts)
Touchdown Passes	4	at Arizona, 12/15/13
Passer Rating	111.6	vs. Indianapolis, 11/14/13
Longest Pass	77t	vs. New York Jets (to Nate Washington), 9/29/13
Interceptions	3	at Indianapolis, 12/1/13
Yards Rushing	54	at Indianapolis, 12/1/13 (on 8 attempts)
Long Rush	26	vs. Kansas City, 10/6/13

CAREER GAME HIGHS

Yards Passing	402	at Arizona, 12/15/13 (36 completions)
Attempts Passing	58	at Arizona, 12/15/13 (36 completions)
Completions	36	at Arizona, 12/15/13 (58 attempts)
Touchdown Passes	4	5 times, last: at Arizona, 12/15/13
Passer Rating	133.0	at Kansas City, 9/11/11
Longest Pass	98t	at Jacksonville (to Terrell Owens), 11/22/09
Interceptions	5	at Minnesota, 12/11/05
Yards Rushing	74	vs. New York Jets (7 rushes), 10/3/10
Long Rush	31t	vs. Miami, 11/29/09
Touchdowns Rushing	1	9 times, last: at Indianapolis, 12/1/13

CAREER SEASON HIGHS

Yards Passing	3,832	2011
Attempts Passing	569	2011
Completions	353	2011
Touchdown Passes	24	2011, 2012
Passer Rating	83.3	2012
Interceptions	23	2011
Yards Rushing	304	2008
Touchdowns Rushing	3	2013

FITZPATRICK'S CAREER PASSING AND RUSHING STATISTICS

Year	Team	GP	GS	Att	Cmp	Pct	Yds	Yd/A	TD	Int	Lg	Sack	Lost	Rate	Att	Yds	Avg	Lg	TD
2005	StL	4	3	135	76	56.3	777	5.8	4	8	56t	9	49	58.2	14	64	4.6	14t	2
2006	StL	1	0	0	0	0.0	-	0.0	0	0	0	0	0	0.0	3	0	0.0	2	0
2007	Cin	1	0	0	0	0.0	-	0.0	0	0	0	0	0	0.0	0	0	0.0	0	0
2008	Cin	13	12	372	221	59.4	1,905	5.1	8	9	79	38	193	70.0	0	0	0.0	0	0
2009	Buf	10	8	227	127	55.9	1,422	6.3	9	10	98t	21	127	69.7	60	304	5.1	22	2
2010	Buf	13	13	441	255	57.8	3,000	6.8	23	15	65t	24	145	81.8	31	141	4.5	31t	1
2011	Buf	16	16	569	353	62.0	3,832	6.7	24	23	60t	22	148	79.1	40	269	6.7	22	0
2012	Buf	16	16	505	306	60.6	3,400	6.7	24	16	68t	30	161	83.3	56	215	3.8	18	0
2013	Ten	11	9	350	217	62.0	2,454	7.0	14	12	77t	21	109	82.0	48	197	4.1	20	1
Career		85	77	2,599	1,555	59.8	16,790	6.5	106	93	98t	165	932	77.5	295	1,415	4.8	31t	9

ADDITIONAL STATISTICS

Fumbles/Lost (49/23): 2005 - 3/1, 2008 - 11/5, 2009 - 3/2, 2010 - 8/5, 2011 - 7/2, 2012 - 8/6, 2013 - 9/2.

Fumble Recoveries (22): 2005 - 1, 2008 - 8, 2010 - 3, 2011 - 4, 2012 - 2, 2013 - 4.

Receiving (2--3): 1 for -3 yards at N.Y. Jets (10/12/08); 1 for 0 vs. Kansas City (10/6/13)

RYAN FITZPATRICK

- List of favorites: (movie) "Con Air"; (TV show) Seinfeld; (actor) Tommy Lee Jones; (music artist) Mumford and Sons; (school subject) math; (book) The 500 Hats of Bartholomew Cubbins; (restaurant) Chick-fil-A; (hobby) legos; (food) Yummy Yummies; (sports hero) Brett Keisel; and (economist) Marty Feldstein
- Born Ryan Joseph Fitzpatrick on Nov. 24, 1982 in Gilbert, Ariz.

2013 (Tennessee, 11/9):

- Appeared in 11 games with nine starts and completed 217 of 350 passes for 2,454 yards with 14 touchdowns and 12 interceptions
- Rushed 43 times for 225 yards with three touchdowns
- Did not play as the backup quarterback in five games
- Ranked fourth in the NFL and second in the AFC in third down passing with a 103.4 rating
- Led or tied for the team lead in yards rushing twice in 2013 (vs. KC, at SEA). Amassed career-highs with 36 completions, 58 attempts and 402 passing yards, while tying a career best with four touchdown passes against Arizona (12/15/13)
- Saw action as the backup quarterback against N.Y. Jets (9/29) after Jake Locker left the game early in the third quarter. Completed three of eight passes for 108 yards with a touchdown, extending the Titans' lead to 38-13 with a 77-yard touchdown bomb to Nate Washington with 7:06 remaining in the game
- Started at quarterback against Kansas City (10/6) and completed 21 of 41 passes for 247 yards with a touchdown and two interceptions. Led the team with 50 rushing yards on six rushes with a touchdown. Dumped off a pass to Chris Johnson that turned into a 49-yard touchdown pass on third-and-seven with 12:09 left to play in the third quarter. Gave the Titans a 17-13 lead with a 9-yard touchdown scramble up the middle on the first play of the fourth quarter.
- Completed 17 of 29 passes for 171 yards with two interceptions and rushed six times for 33 yards at Seattle (10/13)
- Entered the game in the second quarter after Locker left with a foot injury and completed 22 of 33 passes for 264 yards with two touchdown throws for a 111.2 passer rating against Jacksonville (11/10)
- Against Indianapolis (11/14), started and completed 22 of 28 passes for 222 yards with a 111.6 passer rating and scrambled four times for 26 yards
- Started at quarterback and completed 30 of 42 passes for 320 yards with two touchdown passes for a 109.2 passer rating on his birthday at Oakland (11/24). Rushed five times for 26 yards.
- At Indianapolis (12/1), completed 21 of 37 passes for 201 yards with a touchdown and three interceptions. Rushed eight times for 54 yards with a touchdown
- At Denver (12/8), started and completed 13 of 24 passes for 172 yards with a touchdown and an interception.
- Against Arizona (12/15), started and amassed career-highs with 36 completions, 58 attempts and 402 passing yards, while tying a career-best with four touchdown passes.
- At Jacksonville (12/22), connected on 17 of 26 passes for 181 yards with a touchdown and an interception.
- Against Houston (12/29), started and completed 15 of 24 passes for 166 yards with an interception.

2012 (Buffalo, 16/16):

- Selected as an offensive captain by his teammates
- Started all 16 games for the second consecutive season and tallied 3,400 yards on 306 of 505 passing with 24 touchdowns and 16 interceptions
- Had 197 yards on 48 rushes with one touchdown.
- Started on Kickoff Weekend for the second consecutive year and completed 18 of 32 passes for 195 yards with three touchdowns and three interceptions at New York Jets (9/9)
- Threw for 178 yards on 10-of-19 passing with two touchdowns and passer rating of 120.1 against Kansas City (9/16)
- Finished the day with 208 yards on 22-of-35 passing with three touchdowns at Cleveland (3/23)
- Tied a career-high with four touchdown throws on 22-of-39 passing for 350 yards and four interceptions against New England (9/30), his fourth career four-touchdown game
- Completed 27 of 35 passes for 225 yards with three touchdowns and an interception • against Tennessee (10/21)
- Finished with 337 yards on 27-of-40 passing with two touchdowns and an interception at New England (11/11) to become the fifth Bills quarterback with more 10,000 passing yards and passed Drew Bledsoe for fourth on the team's all-time yards passing list with 10,265
- Made his 50th start with Buffalo and tallied 247 yards on 25 of 33 passing with a touchdown and an interception against St. Louis (12/9)

2011 (Buffalo, 16/16):

- Started all 16 games for the first time in his career and set career-highs with 353 completions, 569 pass attempts, 3,832 yards passing and 24 touchdown passes
- Made the first Kickoff Weekend start of his career at Kansas City (9/11) and completed 17 of 25 passes for 208 yards, matched a career-best with four for a career-high passer rating of 133.0
- Led his fourth fourth-quarter comeback as a Bill against New England (9/25) and completed 27 of 40 passes for 369 yards with two touchdowns and two interceptions; notched his fourth career 300-yard game
- Completed 21 of 27 passes for 262 yards, two touchdowns and an interception against Washington (10/30)
- Finished with 264 yards on 26 of 39 passing with three touchdowns at New York Jets (11/27) and became the fifth quarterback in Bills history to record 50-plus touchdown passes
- Matched a franchise record by completing passes to 10 different receivers against Tennessee (12/4)
- Tied a career-best completing 31 of 47 passes for 316 yards with two touchdowns and three interceptions against Miami (12/18) and moved into fifth on the Bills all-time passing yards chart with 7,751 (passing Doug Flutie, 7,582)

2010 (Buffalo, 13/13):

- Started 13 games and completed 255 of 441 passes for 3,000 yards with 23 touchdowns and 15 interceptions
- Did not play the first two games of the season and was inactive for the season finale
- Made first start of the season, completing 20 of 28 passes for 247 yards with two touchdowns and two interceptions for a passer rating of 92.4 at New England (9/26)
- Posted a then career-best passer rating of 121.5, completing 20 of 30 passes for 220 yards with three touchdowns against Jacksonville (10/10)
- Threw a career-high four touchdowns and completed 29 of 43 pass attempts for 382 yards and a passer rating of 106.1 at Baltimore (10/24)
- Set career-highs in attempts and completions against Chicago (11/7), completing 31 of 51 passes for 299 yards and one touchdown with two interceptions
- Led the Bills to a fourth-quarter comeback, matching a career-high with four touchdown passes on 21 of 34 passing for 316 yards and two interceptions for a 107.0 passer rating at Cincinnati (11/21)

2009 (Buffalo, 10/8):

- Played in 10 games with eight starts in his first season with the Bills and connected on 127 of 227 passes for 1,422 yards with nine touchdowns and 10 interceptions; rushed 31 times for 141 yards with one score
- Did not play as the backup quarterback in the first five games and was inactive for one game
- Led Buffalo back from a 10-point deficit in the second half at N.Y. Jets (10/18) to force overtime and defeat the Jets 16-13, after replacing an injured Trent Edwards in the second quarter. Completed 10 of 25 passes for 116 yards with one touchdown and one interception
- Became the fourth consecutive Bills quarterback to win his first start at Carolina (10/25)
- Threw a 98-yard touchdown pass to Terrell Owens that was the longest (and longest scrimmage play) in Bills history at Jacksonville (11/22). Finished the game completing 18 of 31 passes for 297 yards with one touchdown and two interceptions
- Led the Bills to a fourth quarter comeback against Miami (11/29) and ran for a 31-yard touchdown, marking the longest rushing touchdown by a quarterback in Bills history and of his career. Completed 17 of 26 passes for 246 yards with one touchdown and one interception for a passer rating of 92.8
- Posted a career-best 120.8 passer rating, completing 16 of 25 passes for 155 yards with three touchdowns against Indianapolis (1/3/10)

2008 (Cincinnati, 13/12):

- Appeared in 13 games, making 12 starts in place of Carson Palmer
- Led club to 4-3-1 record in second half of the season, including a 3-1-1 mark at home
- Posted then career-highs in completions (221), passing yards (1,905) and touchdowns (8)
- Became the third quarterback in Bengals history to rush for 300 yards in a season, piling up a second-best total of 304
- Made his first start with Cincinnati against Cleveland (9/28) and completed 21 of 35 passes for 156 yards with his first touchdown pass as a Bengal. Led the team in rushing on four attempts for 41 yards
- Recorded his first NFL win as a starter against Jacksonville (11/2), throwing for 162 yards on 21 of 31 passing with two touchdowns. Posted a season-best 52 rushing yards on three attempts
- Set season-highs in completions (29), passing attempts (44) and passing yards (261) against Philadelphia (11/16)
- Threw for a touchdown and added a rushing score while completing 16 of 29 passing for 209 yards against Washington (12/14)
- Completed 18 of 30 passes for 129 yards and directed an 87-yard touchdown drive against Kansas City (12/28)

RYAN FITZPATRICK

2007 (Cincinnati, 1/0):

- Opened training camp with St. Louis and played in three of the Rams' four preseason games before he was traded to the Cincinnati Bengals on Sept. 1
- Saw his only action of the season but did not record any statistics against Baltimore (9/10)

2006 (St. Louis, 1/0):

- Designated as the team's third quarterback for the first 15 games of the season
- Appeared in season finale at Minnesota (12/31), but did not have a pass attempt

2005 (St. Louis, 4/3):

- Played in four games, making three starts as a rookie and completed 76 of 135 passing for 777 yards and four touchdowns
- Made NFL debut in relief of Jamie Martin at Houston (11/27) and finished with a season-high 310 passing yards on 19 of 30 passes including three touchdowns. Connected with Kevin Curtis for a 56-yard game-winning score in overtime
- Registered his first career touchdown pass to Torry Holt for 19 yards at Houston 11/27
- Made his first NFL start and completed 21 of 36 passes for 163 yards, while adding a 7-yard touchdown run against Washington (12/4)

COLLEGE:

- Attended Harvard and finished his Crimson career second in school history in completions (384), touchdown passes (39), yards passing (5,234) and completion percentage (59.9)
- Ran for 1,487 yards on 365 attempts with 16 touchdowns
- Was the recipient of the Asa S. Bushnell Award, Ivy League Player of the Year in 2004 as he accumulated 1,986 yards with 13 touchdowns and six interceptions
- Led Harvard to a 10-0 record, including a win in the Ivy League Championship
- Also ranked second on the team with 448 rushing yards and five scores
- Took over the starting job in 2003 and finished his junior campaign with 1,770 yards, 16 touchdowns and eight interceptions in seven games
- Additionally, he ran for 430 yards and six rushing touchdowns, leading his team to a 7-3 record
- Had five starts during the 2001 and 2002 seasons
- In 2001, he amassed 323 yards and a pair of touchdowns
- In 2002 by collecting 1,155 yards, eight touchdowns and no interceptions and ran for five scores and 523 yards that year
- Graduated with a degree in economics from Harvard



ARIAN FOSTER RUNNING BACK

23

Height: 6-1 | Weight: 227 | College: Tennessee |
Hometown: San Diego, Calif. | 6th NFL Season |
6th with Texans | Age: 27 | Acquired: CFA-'09 |
2013 GP/GS: 8/8 | Career GP/GS (Playoffs): 58/50 (4/4) |
Teams: Houston, 2009-14 |

TRANSACTIONS: Signed by Houston Texans as an undrafted free agent on May 1, 2009... Released by Texans on Sept. 5, 2009...Signed to Texans practice squad on Sept. 6, 2009... Signed to Texans active roster on Nov. 17, 2009...Re-signed with Texans on March 6, 2012...Placed on injured reserve on Nov. 12, 2013.

HONORS:

- Associated Press First-Team All-Pro (2010)
- Associated Press Second-Team All-Pro (2011)
- Three-time Pro Bowl (2011-2013)
- Sporting News All-Pro (2010)
- Pro Football Weekly/Pro Football Writers of America All-NFL Team (2010)
- Pro Football Weekly/Pro Football Writers of America Most Improved Player (2010)
- AFC Offensive Player of the Week (Week 1, 2010; Week 4, 2011; Week 7, 2011)
- AFC Offensive Player of the Month (September, 2010; October, 2011)
- FedEx Ground Player of the Week (Week 1, 2010; Week 17, 2010)
- FedEx Ground Player of the Year Finalist (2010)
- USA Football All-Fundamentals Team (2012)
- Houston Texans Team MVP (2010)
- ESPY - NFL Strongest Performance (2011)

CAREER:

- Franchise career leader with 5,063 yards rushing and 45 touchdowns rushing
- Posted 1,000-yard rushing seasons from 2010-12
- Led NFL in rushing in 2010 and recorded the most rushing yards ever by an undrafted player with 1,616 yards, surpassing Priest Holmes' previous record of 1,615 set in 2002
- Was the third player in NFL history to amass 1,600 rushing yards and 600 receiving yards in a season when he did so in 2010
- Has 25 100-yard rushing games and three 100-yard receiving games in his career
- Became the fifth player in NFL history to surpass 1,000 yards rushing and 600 yards receiving in consecutive seasons (2010-11)
- Tied with Terrell Davis for most yards rushing in first four postseason games with 515 yards

2013 (Houston 8/8):

- Started eight games before a season-ending back injury suffered against Indianapolis in Week 9
- Ranked second in the AFC with 542 yards rushing on 121 carries (4.5 average) and had 725 yards from scrimmage at the time of his injury
- Recorded 19 rushes for 79 yards (4.2 avg.) and a touchdown as well as the game-tying two-point conversion in the fourth quarter vs. Tennessee (9/15) in Week 2
- Recorded 27 rushes for 102 yards and caught six passes for 69 yards and a touchdown vs. Seattle (9/29)
- Recorded 21 rushes for 98 yards and caught four passes for 20 yards at San Francisco (10/6)
- Rushed for a season-high 141 yards on 20 carries (7.1 avg.) to go along with four receptions for 57 yards and became the 13th-fastest running back to reach 5,000 yards rushing in the process vs. St. Louis (10/13)
- Rushed four times for 11 yards before leaving the game in the first quarter with a hamstring injury at Kansas City (10/20)
- Played the first series before leaving the game with a back injury vs. Indianapolis (11/3)
- Placed on injured reserve due to a back injury on Nov. 12, 2013

Foster's 2013 Season Statistics

Date	Opp	GP	GS	Rush	Yds	Avg	Lg	TD	Rec	Yds	Avg	Lg	TD
9/9	at SD	1	1	18	57	3.2	9	0	6	33	5.5	8	0
9/15	vs. TEN	1	1	19	79	4.2	16	1	1	6	6.0	6	0
9/22	at BAL	1	1	12	54	4.5	10	0	1	-2	-2.0	-2	0
9/29	vs. SEA	1	1	27	102	3.8	16	0	6	69	11.5	31	1
10/6	at SF	1	1	21	98	4.7	17	0	4	20	5.0	9	0
10/13	vs. STL	1	1	20	141	7.1	23	0	4	57	14.3	41	0
10/20	at KC	1	1	4	11	2.8	11	0	0	0	--	--	0
11/3	vs. IND	1	1	0	0	0.0	0	0	0	0	--	--	0
2013 Totals		8	8	121	542	4.5	23	1	22	183	8.3	41	1

2013 HIGHS

Rushing yards	141	vs. St. Louis, 10/13/13 (20 attempts)
Rushing attempts	27	vs. Seattle, 9/29/13 (102 yards)
Rushing touchdowns	1	vs. Tennessee, 9/15/13
Rushing long	23	vs. St. Louis, 10/13/13
Receptions	6	twice, last: vs. Seattle, 9/29/13 (69 yards)
Receiving yards	69	vs. Seattle, 9/29/13

CAREER GAME HIGHS

Rushing yards	231	vs. Indianapolis (33 attempts), 9/12/10
Rushing attempts	33	twice, last: vs. Jacksonville (112 yards), 10/30/11
Rushing touchdowns	3	vs. Indianapolis, 9/12/10
Rushing long	74t	at Oakland, 10/3/10
Receptions	9	twice, last: vs. Tennessee (75 yards), 11/28/10
Receiving yards	119	at Tennessee (5 receptions), 10/23/11
Receiving long	78t	twice, most recent: at Tampa Bay, 11/13/11
Receiving touchdowns	1	7 times, most recent: vs. Seattle, 9/29/13
Scrimmage Yards	238	vs. Indianapolis, 9/12/10 (231 rushing, 7 receiving)

CAREER SEASON HIGHS

Rushing yards	1,616	2010
Rushing attempts	351	2012
Rushing touchdowns	16	2010
Receptions	66	2010
Receiving yards	617	2011
Receiving touchdowns	2	2010, 2011, 2012
Scrimmage yards	2,220	2010 (1,616 rushing, 604 receiving)
Total touchdowns	18	2010

FOSTER'S CAREER OFFENSIVE STATISTICS

Year	Team	GP	GS	RUSHING					RECEIVING				
				Rush	Yds	Avg	Lg	TD	Rec	Yds	Avg	Lg	TD
2009	Hou	6	1	54	257	4.8	24	3	8	93	11.6	20	0
2010	Hou	16	13	327	1,616	4.9	74t	16	66	604	9.2	50	2
2011	Hou	13	13	278	1,224	4.4	43	10	53	617	11.6	78t	2
2012	Hou	16	16	351	1,424	4.1	46	15	40	217	5.4	23	2
2013	Hou	8	8	121	542	4.5	23	1	22	183	8.3	41	1
Career		59	51	1,131	5,063	4.5	46	45	189	1,714	9.1	50	7

ADDITIONAL STATISTICS

Special Teams Tackles (1): 1, 2009.

ARIAN FOSTER

2012 (Houston 16/16, 2/2):

- Finished the season with 351 rushes for 1,411 yards and an NFL-best 15 touchdowns along with 40 receptions for 217 yards and two touchdowns
- Led NFL in touchdowns with 17 on the season
- Had 14 carries for 70 yards and two touchdowns in the season opener vs. Miami (9/9)
- Became the second Texans position player to score more than 200 career points when he scored his first touchdown of the season vs. Miami (9/9)
- Carried 28 times for 110 yards and a touchdown, becoming the Texans all-time leader in rushing on a 9-yard gain in the second quarter at Jacksonville (9/16)
- Ran for 100 yards for the second consecutive game as he racked up 105 yards on 25 carries as well as catching a 3-yard touchdown pass at Denver (9/23)
- Scored a touchdown in his sixth consecutive regular season game when he found the end zone from 4 yards out in the first quarter vs. Tennessee (9/30)
- Rushed for 152 yards and a touchdown at the New York Jets (10/8)
- Rushed for two touchdowns vs. Green Bay (10/14)
- Had 19 carries for 98 yards and two touchdowns vs. Baltimore (10/21)
- Ran for 111 yards on 24 carries vs. Buffalo (11/4) while scoring a touchdown in his 10th consecutive game
- Scored a touchdown in his 11th consecutive game when he caught a 3-yard touchdown pass in the second quarter to go along with 29 carries for 102 yards rushing at Chicago (11/11)
- Rushed for 77 yards and had 15 more receiving vs. Jacksonville (11/18)
- Surpassed 1,000 yards rushing for the third consecutive season as he rushed for 102 yards on 20 carries and scored two touchdowns at Detroit (11/22)
- Scored his 13th rushing touchdown of the season on a 2-yard run at Tennessee (12/2)
- Had 46 yards rushing and scored his 14th rushing touchdown of the season to go along with a season-high 39 yards receiving at New England (12/10)
- Topped 100 rushing yards for the seventh time in 2012, finishing with a season-high 165 yards on 27 carries at Indianapolis (12/16)
- Became the first player in NFL history to top 100 yard rushing in each of his first three postseason games as he rushed for 140 yards and a touchdown in the AFC Wild Card Playoff vs. Cincinnati (1/5/13)
- Had 153 all-purpose yards (90 rushing/63 receiving) and two touchdowns in AFC Divisional Playoff at New England (1/13/13)

2011 (Houston 13/13, 2/2):

- Third in NFL in scrimmage yards (1,841) and averaged an NFL-best 141.6 yards per game
- Finished the season with 278 rushes for 1,224 yards and 10 touchdowns along with 53 receptions for 617 yards and two touchdowns
- Inactive for three games
- Made his 2011 debut, rushing for 33 yards on 10 carries at Miami (9/18)
- Returned to starting lineup vs. Pittsburgh (10/2) and ran for 155 yards on 30 carries, including a 42-yard touchdown run which proved to be the game-winner
- Set a career-high with 116 yards receiving on five receptions while rushing for an additional 68 yards on 22 carries vs. Oakland (10/9)
- Became the first Texans player to surpass 100 yards rushing and receiving in the same game and the 32nd all-time, finishing with 115 yards rushing and 119 yards receiving with three touchdowns (2 rushing, 1 receiving) at Tennessee (10/23)
- Ran for 112 yards on 33 carries and a touchdown vs. Jacksonville (10/30)
- Had 19 carries for 124 yards including a 19-yard touchdown run vs. Cleveland (11/6)
- Joined Walter Payton as the only backs to have two 70-plus yard touchdown receptions in a season since 1970 after he had a 78-yard touchdown reception as part of 102-yard receiving and 84-yard rushing day at Tampa Bay (11/13)
- Carried 31 times for 111 yards and a touchdown vs. Atlanta (12/4)
- Surpassed the 1,000-yard mark for the second consecutive season while running for 109 yards on 16 carries and a touchdown vs. Carolina (12/18)
- Ran for season-high 158 yards on 23 carries and a touchdown vs. Indianapolis (12/22)
- Finished the postseason with 51 rushes for 285 yards, the most by any running back in NFL history in his first two playoff games, and three touchdowns; also caught eight passes for 51 yards

- Started in his postseason debut and rushed for 153 yards on 24 carries with two scores, including a 42-yard scoring run in the fourth quarter, and caught three passes for 29 yards in AFC Wild Card Playoff vs. Cincinnati (1/7/12)
- Rushed 27 times for 132 yards, the most ever given up by Baltimore's defense in a postseason game, and a touchdown to go along with five receptions for 22 yards in AFC Divisional Playoff at Baltimore (1/15/12)

2010 (Houston 16/13):

- Led NFL in rushing yards (1,616), scrimmage yards (2,220), scoring by a non-kicker (108 points), touchdowns (18) and first downs (123), all of which were Texans team records
- Ran for a franchise-record 231 yards and three touchdowns on 33 carries vs. Indianapolis (9/12), becoming the first player in NFL history to run for 200-plus yards and three touchdowns on opening weekend
- His 231 yards rushing in a game were the seventh-most in NFL history, earning him AFC Offensive Player of the Week and FedEx Ground NFL Player of the Week honors
- Rushed for 133 yards on 17 carries, including a 74-yard touchdown on his first carry of the game and caught three passes for 56 yards, including a 10-yard touchdown reception at Oakland (10/3)
- Had 143 yards rushing on 30 carries and another nine receptions for a season-high 75 yards, totaling 218 all-purpose yards vs. Tennessee (11/28)
- Broke RB Steve Slaton's single-season franchise rushing record of 1,282 yards from 2008 as he ran for 100 yards on 20 carries and added four catches for 25 yards vs. Baltimore (12/13) on Monday Night Football
- Wrapped up the NFL rushing title with 180 yards on 31 carries and two touchdowns in the season finale vs. Jacksonville (1/2/11), earning FedEx Ground Player of the Week honors for the second time in the 2010 season

2009 (Houston 6/1):

- Saw action in the last six games of his rookie season, starting one, and finished the season with 257 yards on 54 carries and three touchdowns
- Made his NFL debut vs. Tennessee (11/23) and played on special teams where he assisted on one tackle
- Saw action at running back for the first time in his NFL career vs. Seattle (12/13)
- Scored his first career touchdown on a 17-yard run up the middle in the second quarter at Miami (12/27) and finished the game with 19 carries for 97 yards
- Made his first career start vs. New England (1/3/10) and posted his first career 100-yard game, rushing for 119 yards and two scores on 20 carries

COLLEGE:

- Rushed for 2,964 yards in four years at the University of Tennessee
- Led the team with 570 rushing yards and a touchdown as a senior in 2008
- Finished sixth among SEC rushing leaders with 1,193 yards and 12 touchdowns along with 39 receptions for 340 yards and two scores as a junior in 2007, earning second-team All-SEC honors from the Associated Press and Rivals.com
- Rushed 91 times for 322 yards with five touchdowns and caught 11 passes for 88 yards as a sophomore in 2006
- Earned freshman All-America accolades from Rivals.com and The Sporting News in 2005 when he ran for 879 yards and five touchdowns
- Ran for a career-high 223 yards against Vanderbilt as a freshman
- Redshirted during the 2004 season

HIGH SCHOOL:

- San Diego Union-Tribune's All-San Diego Western League Player of the Year as a senior at Mission Bay High School
- Named All-West Region by PrepStar and also earned All-California Interscholastic Federation honors
- Led county with 2,500 all-purpose yards, racking up 2,093 rushing yards and 24 touchdowns while adding six scores on kickoff returns as senior in 2003
- Was a member of the basketball and track and field squads in addition to the football team

FOSTER'S CAREER PLAYOFF OFFENSIVE STATISTICS

RUSHING									RECEIVING				
Date	Opp.	GP	GS	Rush	Yds	Avg	Lg	TD	Rec	Yds	Avg	Lg	TD
1/7/12	vs. Cin (WC)	1	1	24	153	6.4	42	2	3	29	9.7	15	0
1/15/12	at Bal (Div)	1	1	27	132	4.9	28	1	5	22	4.4	16	0
1/5/13	vs. Cin (WC)	1	1	32	140	4.4	17	1	8	34	4.3	13	0
1/13/13	at NE (Div)	1	1	22	90	4.1	21	1	7	63	9.0	28	1
Career		2	2	105	515	4.9	42t	5	23	148	6.4	28	1



GARRETT GRAHAM

TIGHT END

Height: 6-3 | Weight: 243 | College: Wisconsin |
Hometown: Brick, N.J. | 5th NFL Season |
5th with Texans | Age: 27 | Acquired: D4b-'10 (118th overall) |
2013 GP/GS: 13/11 | Career GP/GS (Playoffs): 41/20 |
Teams: Houston, 2010-14 |

88

TRANSACTIONS: Selected by Houston Texans in the fourth round (118th overall) of the 2010 NFL Draft...Signed by Texans on July 28, 2010...Placed on injured reserve on Dec. 27, 2013...Re-signed by Texans on March 13, 2014.

CAREER:

- Has started 20 of the 41 games he's appeared in and has caught 78 passes for 832 yards and eight touchdowns
- Re-signed with the Texans on March 13, 2014 after having a career year in which he caught 49 passes for 545 yards and tied for the team lead with a career-high five touchdown receptions

2013 (Houston 13/11):

- Started a career-high 11 games and recorded career highs with 49 receptions for 545 yards and five touchdowns
- Recorded four receptions for 27 yards and a touchdown at San Diego (9/9)
- Recorded three receptions for 30 yards and a touchdown vs. Tennessee (9/15)
- Recorded five receptions for 69 yards, including a career-long 31-yard touchdown vs. Seattle (9/29)
- Caught seven passes for a career and franchise-high 136 yards (19.4 avg.) and a touchdown vs. Oakland (11/17). Also surpassed his previous career high for receptions in a season (28 in 2012) in the game
- Tied his career high with eight receptions for 73 yards (9.1 avg.) and a touchdown at Jacksonville (12/5)
- Inactive due to a hamstring injury at Indianapolis (12/15) and vs. Denver (12/22)
- Placed on injured reserve with a left hamstring injury on 12/27

Graham's 2013 Season Statistics

Date	Opp	GP	GS	Rush	Yds	Avg	Lg	TD	Rec	Yds	Avg	Lg	TD
9/9	at SD	1	1	0	0	--	--	0	4	27	6.8	12	1
9/15	vs. TEN	1	1	0	0	--	--	0	3	30	10.0	18	1
9/22	at BAL	1	0	0	0	--	--	0	0	0	0.0	0	0
9/29	vs. SEA	1	1	0	0	--	--	0	5	69	13.8	31	1
10/6	at SF	1	0	0	0	--	--	0	3	15	5.0	9	0
10/13	vs. STL	1	1	0	0	--	--	0	2	25	12.5	20	0
10/20	at KC	1	1	0	0	--	--	0	3	38	12.7	27	0
11/3	vs. IND	1	1	0	0	--	--	0	4	46	11.5	20	0
11/10	at ARI	1	1	0	0	--	--	0	2	18	9.0	12	0
11/17	vs. OAK	1	1	0	0	--	--	0	7	136	19.4	42	1
11/24	vs. JAC	1	1	0	0	--	--	0	5	32	6.4	8	0
12/1	vs. NE	1	1	0	0	--	--	0	3	36	12.0	17	0
12/5	at JAC	1	1	0	0	--	--	0	8	73	9.1	22	1
2013 Totals		13	11	0	0	--	--	0	49	545	11.1	42	5

2012 (Houston 15/9, 2/2):

- Posted career bests of 28 receptions for 233 yards and three touchdowns
- Saw action at tight end and on special teams in the season opener vs. Miami (9/9)
- Caught one pass for 15 yards at Jacksonville (9/16)
- Made his first career start and caught two passes for a career-high 39 yards, including a long of 27 yards at Denver (9/23)
- Caught three passes for 25 yards vs. Green Bay (10/14)
- Had two receptions for 32 yards vs. Baltimore (10/21)
- Scored his first career touchdown on a 5-yard pass in the fourth quarter vs. Buffalo (11/4)
- Had a career-best eight receptions for 82 yards and two touchdowns vs. Jacksonville (11/18)
- Inactive at New England (12/10)
- Caught two passes for 14 yards vs. Minnesota (12/23)
- Started his first career playoff games and caught three passes for 29 yards in the AFC Wild Card Playoff vs. Cincinnati (1/5/13)
- Started his second consecutive playoff game and made two catches for 13 yards in the AFC Divisional playoff at New England (1/13/13)

2011 (Houston 7/0, 0/0):

- Made his season debut vs. Indianapolis (9/11)
- Inactive for nine games
- Saw action at tight end and on special teams in seven games of the regular season
- Caught his first career pass, a 24-yard gain in the third quarter vs. Tennessee (11/12) and saw action at reserve outside linebacker late in the game
- Inactive for both playoff games

2010 (Houston 6/0):

- Played in six games, primarily on special teams, and recorded two special teams tackles
- Made his professional debut on special teams vs. Kansas City (10/17)

COLLEGE:

- Started 33-of-40 games for the Badgers, catching 121 passes for 1,492 yards and 16 touchdowns
- Became the 20th player in school history with 1,000 yards receiving in a career and was the fifth Wisconsin tight end to accomplish that feat
- His 16 touchdown catches topped the previous school all-time record for tight ends
- Earned first-team All-Big Ten Conference honors in 2009 from the media and second-team accolades from the league's coaches and was named 2009 team co-MVP
- Started 13 games and caught career-high 51 passes for 624 yards (12.2 avg.) and seven touchdowns

2013 HIGHS

Receptions	8	at Jacksonville, 12/5/13
Receiving yards	136	vs. Oakland, 11/17/13
Touchdowns	1	5 times, last: at Jacksonville, 12/5/13
Receiving Long	42	vs. Oakland, 11/17/13

CAREER GAME HIGHS

Receptions	8	Twice, last: at Jacksonville, 12/5/13
Receiving yards	136	vs. Oakland, 11/17/13
Touchdowns	2	vs. Jacksonville, 11/18/12
Receiving Long	42	vs. Oakland, 11/17/13

CAREER SEASON HIGHS

Receptions	49	2013
Receiving yards	545	2013
Receiving touchdowns	5	2013

GRAHAM'S CAREER OFFENSIVE STATISTICS

RUSHING									RECEIVING				
Year	Team	GP	GS	Rush	Yds	Avg	Lg	TD	Rec	Yds	Avg	Lg	TD
2010	Hou	6	0	0	0	0.0	0	0	0	0	0.0	0	0
2011	Hou	7	0	0	0	0.0	0	0	1	24	24	24	0
2012	Hou	15	9	0	0	0.0	0	0	28	263	9.4	30	3
2013	Hou	13	11	0	0	0.0	0	0	49	545	11.1	42	5
Career		41	20	0	0	0.0	0	0	78	832	10.7	42	8

ADDITIONAL STATISTICS

Special Teams Tackles (5): 2, 2010; 3, 2012.

GARRETT GRAHAM


- 2008 All-Big Ten Conference first-team selection by the league's media, The NFL Draft Report and CBS Sportsline, earning second team honors from the conference's coaches
- Led the team with a career-high 40 receptions for 540 yards and five touchdowns, as it marked the third-straight year a tight end led the team in catches
- Started 10-of-13 games in 2007 in the team's two-tight end formation and finished second on the team, catching 30 passes for 328 yards and four touchdowns

PERSONAL:

- Attended Brick Township Memorial (Brick, N.J.) High School and was named to the Associated Press, Newark Star-Ledger and Gannett News All-State teams as a junior and senior
- New Jersey Top 25 and National Top 35 prospect selection, earning a four-star rating from Rivals.com

GRAHAM'S CAREER PLAYOFF STATISTICS

RUSHING									RECEIVING				
Date	Opp.	GP	GS	Rush	Yds	Avg	Lg	TD	Rec	Yds	Avg	Lg	TD
1/5/13	vs. Cin (WC)	1	1	0	0	0.0	0	0	3	29	9.7	20	0
1/13/13	at NE (Div)	1	1	0	0	0.0	0	0	2	13	6.5	8	0
Career		2	2	0	0	0.0	0	0	5	42	8.4	20	0



RYAN GRIFFIN

TIGHT END

Height: 6-6 | Weight: 254 | College: Connecticut |
Hometown: Londonderry, N.H. | 2nd NFL Season |
2nd with Texans | Age: 24 | Acquired: D6d-'13 |
2013 GP/GS: 15/8 | Career GP/GS (Playoffs): 15/8 (0/0) |
Teams: Houston, 2013-14 |

84

TRANSACTIONS: Drafted by the Houston Texans with the 201st overall pick and the 33rd pick in the sixth round of the 2013 NFL Draft on April 27, 2013...Signed by the Texans on May 10, 2013.

CAREER:

- Started eight of the 15 games he appeared in as a rookie and recorded 19 receptions for 244 yards and touchdown. Griffin's receiving yards total was the seventh highest for a rookie in franchise history

2013 (Houston 15/8):

- Recorded the first two receptions of his career for 18 yards (9.0 avg.) vs. St. Louis (10/13) in Week 6
- Made his first career start and saw action on special teams at Kansas City (10/20) in Week 7
- Caught the first touchdown reception of his career on a 2-yard pass at Arizona (11/10) in Week 10
- Inactive due to a concussion vs. Oakland (11/17) in Week 11
- Caught a 37-yard pass in his return to action vs. Jacksonville (11/24) in Week 12
- Recorded a career- and team-high six receptions for 62 yards at Indianapolis (12/15) in Week 15
- Caught five passes and set a new career high with 66 receiving yards, including a career-long 40-yard reception vs. Denver (12/22) in Week 16

Griffin's 2013 Season Statistics

Date	Opp	GP	GS	Rush	Yds	Avg	Lg	TD	Rec	Yds	Avg	Lg	TD
9/9	at SD	1	0	0	0	--	--	0	0	0	--	--	0
9/15	vs. TEN	1	0	0	0	--	--	0	0	0	--	--	0
9/22	at BAL	1	0	0	0	--	--	0	0	0	--	--	0
9/29	vs. SEA	1	0	0	0	--	--	0	0	0	--	--	0
10/6	at SF	1	0	0	0	--	--	0	0	0	--	--	0
10/13	vs. STL	1	0	0	0	--	--	0	2	18	9.0	10	0
10/20	at KC	1	1	0	0	--	--	0	0	0	--	--	0
11/3	vs. IND	1	1	0	0	--	--	0	0	0	--	--	0
11/10	at ARI	1	1	0	0	--	--	0	1	2	2.0	2	1
11/24	vs. JAC	1	1	0	0	--	--	0	1	37	37.0	37	0
12/1	vs. NE	1	0	0	0	--	--	0	0	0	--	--	0
12/5	at JAC	1	1	0	0	--	--	0	1	10	10.0	10	0
12/15	at IND	1	1	0	0	--	--	0	6	62	10.3	22	0
12/22	vs. DEN	1	1	0	0	--	--	0	5	66	13.2	40	0
12/29	at TEN	1	1	0	0	--	--	0	3	49	16.3	18	0
2013 Totals		15	8	0	0	--	--	0	19	244	12.8	40	1

Special Teams Tackles: 3

COLLEGE:

- Two-time Second Team All-Big East selection
- Ranked second among tight ends in the Connecticut record books with 10 receiving touchdowns and 116 career receptions
- Played in the Raycom College Football All-Star Classic
- Caught 29 passes for 484 yards and a career-high six touchdown receptions and was named Second Team All-Big East for the second straight season as a senior in 2012
- Second Team All-Big East selection as a junior and had three receiving touchdowns and a two-point conversion for 20 points in 2011
- Played in all 13 games and started eight as a sophomore
- Saw action in 11 games and 10 starts as a freshman, including the Papajohns.com Bowl vs. South Carolina (Jan. 2)
- Redshirted in 2008
- A pre-communications science major

HIGH SCHOOL:

- Named first-team all-state by the Nashua Union-Leader and Varsity Magazine
- Carried the ball 95 times for 749 yards and was a team captain as a senior

2013 HIGHS

Receptions	6	at Indianapolis, 12/15/13 (62 yards)
Receiving yards	66	vs. Denver, 12/22/13 (5 receptions)
Receiving long	40	vs. Denver, 12/22/13
Receiving touchdowns	1	at Arizona, 11/10/13

CAREER GAME HIGHS

Receptions	6	at Indianapolis, 12/15/13 (62 yards)
Receiving yards	66	vs. Denver, 12/22/13 (5 receptions)
Receiving long	40	vs. Denver, 12/22/13
Receiving touchdowns	1	at Arizona, 11/10/13

CAREER SEASON HIGHS

Receptions	19	2013
Receiving yards	244	2013
Receiving touchdowns	1	2013

GRIFFIN'S CAREER OFFENSIVE STATISTICS

Year	Team	GP	GS	RUSHING					RECEIVING				
				Rush	Yds	Avg	Lg	TD	Rec	Yds	Avg	Lg	TD
2013	Hou	15	8	0	0	--	--	0	19	244	12.8	40	1
Career		15	8	0	0	--	--	0	19	244	12.8	40	1



JONATHAN GRIMES RUNNING BACK

41

Height: 5-10 | Weight: 209 | College: William & Mary |
Hometown: Willingboro, N.J. | 3rd Season |
3rd with Texans | Age: 24 | Acquired: FA-'13 |
2013 GP/GS: 2/1 | Career GP/GS: 11/0 |
Teams: Houston, 2012-14; New York Jets, 2012 |

TRANSACTIONS: Signed with Houston Texans on May 14, 2012...Released by Texans on Aug. 31, 2012...Signed to Texans practice squad on Sept. 1, 2012...Signed by the New York Jets to active roster on Sept. 25, 2012...Released by Jets on Oct. 30, 2012...Acquired from waivers by Texans on Oct. 31, 2012...Released by Texans on Dec. 20, 2012...Acquired from waivers by Jacksonville Jaguars on Dec. 21, 2012...Released by Jaguars on Aug. 30, 2013...Signed by Texans on Dec. 18, 2013.

CAREER:

- Has played in 11 career games with one start. Eight of those games have come in two separate stints with the Texans, including his first career start, in the 2013 season finale at Tennessee (12/29/13)
- Has rushed for 79 yards on 23 carries and a touchdown and recorded eight receptions for 83 yards in his career
- Played in three games for the New York Jets as a rookie in 2012 after being signed off the Texans practice squad and then played an additional six games for the Texans when he was claimed off waivers on Oct. 31, 2012

2013 (Houston 2/1):

- Signed by the Texans on Dec. 18, 2013
- Recorded five rushing attempts for 23 yards (4.6 avg.) vs. Denver (12/22) in Week 16
- Posted a team-high 126 yards from scrimmage in his first career start with career highs of 16 carries for 50 yards and six receptions for 76 yards, including his first career touchdown at Tennessee (12/29) in Week 17

Grimes' 2013 Season Statistics

Date	Opp	GP	GS	Rush	Yds	Avg	Lg	TD	Rec	Yds	Avg	Lg	TD
12/22	vs. DEN	1	0	5	23	4.6	9	0	0	0	--	--	0
12/29	at TEN	1	1	16	50	3.1	12	1	6	76	12.7	31	0
2013 Totals		2	1	21	73	3.5	12	1	6	76	12.7	31	0

2013 HIGHS

Rushing attempts	16	at Tennessee, 12/29/13 (50 yards)
Rushing yards	50	at Tennessee, 12/29/13 (16 attempts)
Rushing touchdowns	1	at Tennessee, 12/29/13
Rushing long	12	at Tennessee, 12/29/13
Receptions	6	at Tennessee, 12/29/13 (76 yards)
Receiving yards	76	at Tennessee, 12/29/13
Receiving long	31	at Tennessee, 12/29/13
Scrimmage yards	126	at Tennessee, 12/29/13 (50 rushing, 76 receiving)

2012 (New York Jets 3/0, Houston 6/0):

- Appeared in nine games and recorded two rushing attempts for six yards and also had two receptions for seven yards
- Made his NFL debut vs. Houston (10/8) where he saw action on special teams
- Had his first career rushing attempt and reception at New England (10/21)
- Had one rushing attempt for five yards and one reception for four yards vs. Miami (10/28)
- Made his Texans debut on special teams vs. Buffalo (11/4)

COLLEGE:

- William & Mary's all-time leader in rushing yards (4,541), all-purpose yards (7,955), kickoff return yards (2,289) and rushing attempts (936)
- Most decorated player in Colonial Athletic Association history with 11 all-conference honors
- Led nation in all-purpose yards per game as a senior with 228.2 yards per game
- First-team All-America selection by the Associated Press and the Collegiate Sporting News his senior season after ranking sixth in the nation with 130.1 rushing yards per game.
- Rushed for more than 130 yards in six of eight conference games, highlighted by three consecutive 200-plus yard games to close out the season

HIGH SCHOOL:

- Four-year letterman at tailback and defensive back at Paul VI High School (Haddonfield, N.J.)
- Named to All-State squad and honored as the All-South Jersey Running Back of the Year in 2007 after running for a single-season school record 1,925 yards and 33 touchdowns
- A three-time letter winner as a forward in basketball and four-time letter winner in track as a triple-jumper and high-hurdler

CAREER GAME HIGHS

Rushing attempts	16	at Tennessee, 12/29/13 (50 yards)
Rushing yards	50	at Tennessee, 12/29/13 (16 attempts)
Rushing touchdowns	1	at Tennessee, 12/29/13
Rushing long	12	at Tennessee, 12/29/13
Receptions	6	at Tennessee, 12/29/13 (76 yards)
Receiving yards	76	at Tennessee, 12/29/13
Receiving long	31	at Tennessee, 12/29/13
Scrimmage yards	126	at Tennessee, 12/29/13 (50 rushing, 76 receiving)

CAREER SEASON HIGHS

Rushing yards	73	2013
Rushing attempts	21	2013
Receptions	6	2013
Receiving yards	76	2013
Scrimmage yards	149	2013 (73 rushing, 76 receiving)

GRIMES' CAREER OFFENSIVE STATISTICS

Year	Team	GP	GS	RUSHING					RECEIVING				
				Rush	Yds	Avg	Lg	TD	Rec	Yds	Avg	Lg	TD
2012	Hou/NYJ	9	0	2	6	3.0	5	0	2	7	3.5	4	0
2013	Hou	2	1	21	73	3.5	12	1	6	76	12.7	31	0
Career		11	1	23	79	3.4	12	1	8	83	10.4	31	0



BRANDON HARRIS CORNERBACK

26

Height: 5-10 | Weight: 189 | College: Miami (Fla.) |
Hometown: Miami, Fla. | 4th NFL Season |
3rd with Texans | Age: 24 | Acquired: D2b-'11 |
2013 GP/GS: 16/0 | Career GP/GS (Playoffs): 31/0 (2/1) |
Teams: Houston, 2011-14 |

TRANSACTIONS: Selected by Houston Texans in the second round (60th overall) in the 2011 NFL Draft...Signed by Texans on July 31, 2011.

CAREER:

- A former second-round pick in 2011 who has played in 31 regular season games with 33 tackles, seven passes defended and six tackles on special teams
- Has played in two playoff games, starting against New England in the AFC Divisional on Jan. 13, 2013

2013 (Houston 16/0):

- Played in all 16 games for the first time in his career and recorded a career-highs with 20 tackles and four passes defended
- Recorded a solo tackle both on defense and on special teams vs. Seattle (9/29) in Week 4
- Recorded three tackles and tied a career-high with two passes defended at Arizona (11/10) in Week 10
- Tied a career high with six tackles (four solo) and a pass defended vs. Jacksonville (11/24) in Week 12

Harris' 2013 Season Statistics

Date	Opp	GP	GS	Tot	Solo	Asst	Sk	Yds	Int	Yds	Lg	TD	PD	FF	FR	Yds	TD
9/9	at SD	1	0	0	0	0	0.0	0	0	0	--	0	0	0	0	0	0
9/15	vs. TEN	1	0	0	0	0	0.0	0	0	0	--	0	0	0	0	0	0
9/22	at BAL	1	0	0	0	0	0.0	0	0	0	--	0	0	0	0	0	0
9/29	vs. SEA	1	0	1	1	0	0.0	0	0	0	--	0	0	0	0	0	0
10/6	at SF	1	0	1	1	0	0.0	0	0	0	--	0	0	0	0	0	0
10/13	vs. STL	1	0	0	0	0	0.0	0	0	0	--	0	0	0	0	0	0
10/20	at KC	1	0	0	0	0	0.0	0	0	0	--	0	0	0	0	0	0
11/3	vs. IND	0	0	0	0	0	0.0	0	0	0	--	0	0	0	0	0	0
11/10	at ARI	1	0	3	2	1	0.0	0	0	0	--	0	2	0	0	0	0
11/17	vs. OAK	1	0	3	3	1	0.0	0	0	0	--	0	0	0	0	0	0
11/24	vs. JAC	1	0	6	4	2	0.0	0	0	0	--	0	1	0	0	0	0
12/1	vs. NE	1	0	0	0	0	0.0	0	0	0	--	0	1	0	0	0	0
12/5	at JAC	1	0	0	0	0	0.0	0	0	0	--	0	0	0	0	0	0
12/15	at IND	1	0	2	2	0	0.0	0	0	0	--	0	0	0	0	0	0
12/22	vs. DEN	1	0	2	1	1	0.0	0	0	0	--	0	0	0	0	0	0
12/29	at TEN	1	0	2	2	0	0.0	0	0	0	--	0	0	0	0	0	0
2013 Totals		16	0	20	15	5	0.0	0	0	0	--	0	4	0	0	0	0

Special Teams Tackles: 3

2013 HIGHS

Tackles 6 vs. Jacksonville, 11/24/13
Passes Defended 2 at Arizona, 11/10/13

2012 (Houston 8/0, 2/1):

- Finished the 2012 season with a career-high 12 tackles
- Inactive for eight games
- Made his season debut and collected a tackle on special teams vs. Baltimore (10/21)
- Registered a tackle on special teams at Detroit (11/22)
- Recorded seven tackles (six solo) and two passes defended at Tennessee (12/2)
- Made one tackle at New England (12/10)
- Had one tackle and a pass defended vs. Indianapolis (12/16)
- Made three tackles (two solo) vs. Minnesota (12/23)
- Made his playoff debut and notched a tackle and pass defended in AFC Wild Card Playoff vs. Cincinnati (1/5/13)
- Made his first career postseason start and made two tackles in the AFC Divisional Playoff at New England (1/13/13)

2011 Houston (7/0, 0/0):

- Inactive for nine games during the regular season
- Made his professional debut on special teams at New Orleans (9/25)
- Made a special teams tackle vs. Pittsburgh (10/2)
- Assisted on a special teams tackles at Indianapolis (12/22)
- Made one solo tackle vs. Tennessee (1/1/12) in the season finale
- Inactive for both playoff games

COLLEGE:

- Started 32-of-39 games, recording 132 tackles, nine tackles for loss, four interceptions, five forced fumbles, two sacks and 28 pass break ups
- Named a semifinalist for the Jim Thorpe Award (nation's top defensive back) for the second consecutive year as a junior after starting all 13 games, recording 44 tackles and a team-high 10 pass breakups en route to a second-team All-ACC selection
- Helped the Hurricanes lead the Atlantic Coast Conference and rank third in the country in pass yards, allowing just 150.5 per game
- Additionally, the unit finished first in the league and fifth in the nation in pass efficiency defense (99.12 avg.)
- Started all 13 games in 2009 and ranked third on the team with 58 tackles (40 solos), including one sack for five yards and six stops for losses for 12 yards; gained 10 yards on two interceptions, caused three fumbles and returned two kickoffs for 63 yards
- Led the ACC and ranked second nationally with 1.3 passes defended per contest as a sophomore
- Tied for second nationally in pass breakups (15) and third in passes defended (17), earning him All-American and first-team All-ACC honors
- Saw action in all 13 games and started six contests at left cornerback his freshman year, finishing eighth on the team with 30 tackles (22 solos), including one sack for seven yards and two stops for losses totaling 11 yards and deflected three pass attempts and intercepted another, gaining 25 yards on the return
- Earned Academic All-ACC honors in his first season

CAREER GAME HIGHS

Tackles 7 at Tennessee, 12/2/12
Passes Defended 2 Twice: at Tennessee, 12/2/12; at Arizona, 11/10/13

CAREER SEASON HIGHS

Tackles 20 2013
Passes Defended 4 2013

HARRIS' CAREER DEFENSIVE STATISTICS

Year	Team	GP	GS	Tot	Solo	Asst	Sk	Yds	Int	Yds	Lg	TD	PD	QBH	TFL	FF	FR	Yds	TD
2011	Hou [^]	7	0	1	1	0	0.0	0.0	0	0	0	0	0	0	0	0	0	0	0
2012	Hou [^]	8	0	12	10	2	0.0	0.0	0	0	0	0	3	0	0	0	0	0	0
2013	Hou [^]	16	0	20	15	5	0.0	0.0	0	0	0	0	4	0	0	0	0	0	0
Career		31	0	33	26	7	0.0	0.0	0	0	0	0	7	0	0	0	0	0	0

[^] - Tackle statistics based on coaches' review

ADDITIONAL STATISTICS

Special Teams Tackles (6): 1, 2011; 2, 2012; 3, 2013.

BRANDON HARRIS

PERSONAL:

- Attended Booker T. Washington High School in Miami, where he played for his father, Tim Harris
- Named Florida's Gatorade Player of the Year, Dade County's 6A-4A Defensive Player of the Year and the Miami Herald's Miami-Dade County Male Athlete of the Year as a senior
- Added All-American honors by Prep Star and EA Sports, and was listed as a member of the Atlanta Journal-Constitution Super Southern 100 team
- In 2007, the Booker T. Washington Tornadoes turned in a perfect 14-0 record and claimed the Florida Class-4A state championship title while finishing sixth in USA Today's final national rankings
- Father, Tim, was named USA Today National Coach of the Year in 2007 at Miami's Booker T. Washington H.S. and was Texans WR Andre Johnson's high school offensive coordinator at Miami Sr. High

HARRIS' CAREER PLAYOFF DEFENSIVE STATISTICS

Year	Team	GP	GS	Tot	Solo	Asst	Sk	Yds	Int	Yds	Lg	TD	PD	QBH	TFL	FF	FR	Yds	TD
1/5/13	vs. Cin (WC)	1	0	1	1	0	0.0	0.0	0	0	0	0	1	0	0	0	0	0	0
1/13/13	at NE (Div)	1	1	2	2	0	0.0	0.0	0	0	0	0	0	0	0	0	0	0	0
Career		2	1	3	3	0	0.0	0.0	0	0	0	0	1	0	0	0	0	0	0



PAUL HAZEL OUTSIDE LINEBACKER

51

Height: 6-5 | Weight: 227 | College: Western Michigan |
Hometown: Miami, Fla. | 2nd NFL Season |
1st with Texans | Age: 24 | Acquired: W - '14 (Cleveland) |
2013 GP/GS: 13/0 | Career GP/GS (Playoffs): 13/0 (0/0) |
Teams: Cleveland, 2013; Houston, 2014 |

TRANSACTIONS: Signed by Jacksonville Jaguars on April 28, 2013...Released by Jaguars on August 25, 2013...Claimed by Cleveland Browns off waivers on August 27, 2013...Released by Browns on March 5, 2014...Claimed by Houston Texans off waivers on March 6, 2014.

CAREER:

- Former undrafted free agent who appeared in 13 games and recorded three special teams tackles as a rookie with the Cleveland in 2013

2013 (Cleveland 13/0):

- Claimed by Cleveland off waivers after spending most of the preseason with Jacksonville as an undrafted rookie free agent
- Played in 13 games and recorded three special teams tackles

PERSONAL:

- Son of Rachel Hazel and Simon Codrington Jr.
- Raised in St. Maartens, V.I. until the start of high school

COLLEGE:

- Appeared in 49 games, making 19 starts at defensive end
- Career totals include 104 tackles (55 solo), 24.0 tackles for loss, 17.5 sacks, seven forced fumbles, six pass breakups and one fumble recovery
- Played in 12 games as a senior with four starts at linebacker, recording 20 tackles (10 solo), four sacks, three forced fumbles and two pass breakups
- Saw action in 13 games as a junior with three starts
- Posted a career-high 46 tackles (25 solo) as a sophomore along with eight sacks and 12.0 tackles for loss while earning third-team All-MAC honors
- Also played basketball at Western Michigan as a senior
- Majored in criminal justice

HIGH SCHOOL:

- All-Dade County selection in basketball and football at South Miami High School
- Earned all-state honors in basketball and was a McDonald's All-America game candidate and Miami Slam Dunk champion
- Also competed in volleyball and track in high school

HAZEL'S CAREER DEFENSIVE STATISTICS

Year	Team	GP	GS	Tot	Solo	Asst	Sk	Yds	Int	Yds	Lg	TD	PD	QBH	TFL	FF	FR	Yds	TD
2013	Hou	13	0	0	0	0	0.0	0.0	0	0	0	0	0	0	0	0	0	0	0
TOTALS		13	0	0	0	0	0.0	0.0	0	0	0	0	0	0	0	0	0	0	0

ADDITIONAL STATISTICS

Special Teams Tackles: 3 total; 2013 - 3.



DeANDRE HOPKINS

WIDE RECEIVER

Height: 6-1 | Weight: 218 | College: Clemson |
Hometown: Central, S.C. | 2nd NFL Season |
2nd with Texans | Age: 22 | Acquired: D1-'13 (27th overall) |
2013 GP/GS: 16/16 | Career (Playoffs) GP/GS: 16/16 (0/0) |
Teams: Houston, 2013-14 |

10

TRANSACTIONS: Drafted by the Houston Texans with the 27th overall pick in the first round of the 2013 NFL Draft on April 25, 2013...Signed by the Texans on July 22, 2013.

HONORS:

- 2013 PFWA All-Rookie Team
- 2013 Texans Rookie of the Year
- NFL Offensive Rookie of the Month, September, 2013

2013 (Houston 16/16):

- Started all 16 games at wide receiver and finished the season with 52 receptions for 802 yards (15.4 avg.), ranking second in both categories among rookies in franchise history to Andre Johnson's 66 receptions for 976 yards in 2003
- Earned a spot on the PFWA All-Rookie Team and was voted the Texans Rookie of the Year by teammates
- Caught at least one pass in all 16 games
- Named NFL Offensive Rookie of the Month in September after finishing the month with 20 receptions for 270 yards (13.5 avg.) and a touchdown
- Made his first career start at wide receiver in his NFL debut and recorded five receptions for 66 yards (13.2 avg.) at San Diego (9/9) in Week 1
- Recorded seven receptions for 117 yards (16.7 avg.) and the game-winning touchdown in overtime vs. Tennessee (9/15) to become the youngest player in NFL history to score the game-winning touchdown in overtime at 21 years and 101 days
- Had the second-most yards receiving ever by a Texans rookie vs. Tennessee in Week 2, (Andre Johnson, 122 at Buffalo, 11/16/03) and tied for the second-most receptions by a rookie in franchise history
- Recorded a game-high six receptions for 60 yards at Baltimore (9/22) in Week 3
- Recorded three receptions for 76 yards (25.3 avg.) and a touchdown at Kansas City (10/20) in Week 7
- Recorded a game-high six receptions for 69 yards (11.5 avg.) at Arizona (11/10)
- Caught two passes for 77 yards (38.5 avg.), including a career-long and franchise-long reception by a rookie 66-yarder vs. New England (12/1) in Week 13

Hopkins' 2013 Season Statistics

Date	Opp	GP	GS	Rush	Yds	Avg	Lg	TD	Rec	Yds	Avg	Lg	TD
9/9	at SD	1	1	0	0	--	--	0	5	66	13.2	30	0
9/15	vs. TEN	1	1	0	0	--	--	0	7	117	16.7	28	1
9/22	at BAL	1	1	0	0	--	--	0	6	60	10.0	18	0
9/29	vs. SEA	1	1	0	0	--	--	0	2	27	13.5	16	0
10/6	at SF	1	1	0	0	--	--	0	2	23	11.5	18	0
10/13	vs. STL	1	1	0	0	--	--	0	3	47	15.7	22	0
10/20	at KC	1	1	0	0	--	--	0	3	76	25.3	35	1
11/3	vs. IND	1	1	0	0	--	--	0	3	54	18.0	31	0
11/10	at ARI	1	1	0	0	--	--	0	6	69	11.5	22	0
11/17	vs. OAK	1	1	0	0	--	--	0	1	7	7.0	7	0
11/24	vs. JAC	1	1	0	0	--	--	0	1	8	8.0	8	0
12/1	vs. NE	1	1	0	0	--	--	0	2	77	38.5	66	0
12/5	at JAC	1	1	0	0	--	--	0	3	76	25.3	46	0
12/15	at IND	1	1	0	0	--	--	0	3	52	17.3	39	0
12/22	vs. DEN	1	1	0	0	--	--	0	1	8	8.0	8	0
12/29	at TEN	1	1	0	0	--	--	0	4	35	8.8	19	0
2013 Totals		16	16	0	0	--	--	0	52	802	15.4	66	2

COLLEGE:

- Appeared in 39 games, starting 32 contests for the Clemson Tigers
- Had 206 receptions for 3,020 yards (14.7 avg) and 27 touchdowns, adding 32 yards on a pair of kickoff returns and 82 yards on 12 punt returns (6.8 avg), along with recording three tackles (2 solos) to amass 3,134 all-purpose yards, an average of 80.4 yards per game
- The only player in Clemson history with multiple 100-yard receiving performances in bowl games (105 vs. South Florida in the 2010 Meineke Car Care Bowl; 107 vs. West Virginia in the 2011/12 Orange Bowl; 191 yards vs. Louisiana State in the 2012 Chick-fil-A Bowl), as he tallied 32 receptions for 403 yards and three touchdowns in three postseason appearances
- His 206 receptions rank seventh in Atlantic Coast Conference history and second on the school career list, topped by only Aaron Kelly (232; 2005-08), as they are the only Tigers to ever catch 200 passes for the university
- His 3,020 receiving yards are the sixth-highest total by an ACC player and set a school record, breaking the previous mark of 2,733 yards by Aaron Kelly
- Was the sixth player from an ACC institution to gain 3,000 yards receiving in a career, joining Conner Vernon of Duke (3,749; 2009-12), Peter Warrick of Florida State (3,517; 1996-99), Torry Holt of North Carolina State (3,379; 1995-98), Clarkston Hines of Duke (3,318; 1986-89) and Jericho Cotchery of North Carolina State (3,119; 2000-03)
- His 27 touchdown grabs tied Herman Moore of Virginia (1988-90) for eighth on the ACC all-time record chart, as it also set a school record
- Majored in community recreation, sport and camp management major

HIGH SCHOOL:

- Attended D.W. Daniel (Central, S.C.) High School, playing football for head coach Randy Robinson
- Registered 57 receptions for 1,266 yards and 18 touchdowns on offense and 28 interceptions, returning five for touchdowns on defense
- Had 11 punt returns for 289 yards and three touchdowns, along with two kickoff returns for 119 yards and one score as a senior
- Rated the 12th-best receiver in the nation and the state's eighth-best overall prospect by Rivals.com, and was the 14th-ranked cornerback by Scout.com and ESPN rated him the 29th-best athlete
- Super Prep's sixth-ranked athlete in the state, he received All-State first-team honors from the Charlotte Observer and The State, adding All-Southern honors from the Orlando Sentinel
- A finalist for state "Mr. Football" accolades, he was twice named All-State (defense) by the Associated Press
- Participated in the Offense-Defense All American game and the Shrine Bowl
- Two-time Seneca Daily Journal Player-of-the-Year and Anderson Independent Player-of-the-Year choice, in addition to receiving Class AAA All-State honors from the High School Sports Report as a junior and senior
- Added co-region player-of-the-year recognition as a senior and was a three-time all-region pick
- Led D.W. Daniel High to a 37-4 record during his gridiron career
- Was also a four-year starter for the school's basketball team, a three-time All-State choice who tallied more than 1,300 points, 400 rebounds, 600 assists, and 200 steals in his career
- Uncle, the late Terry Smith, had 162 receptions as a Clemson Tiger from 1990-93

2013 HIGHS

Receptions	7	vs. Tennessee, OT (117 yards), 9/15/13
Receiving Yards	117	vs. Tennessee, OT (7 receptions), 9/15/13
Receiving Touchdowns	1	Twice: vs. Tennessee, OT, 9/15/13; at Kansas City, 10/20/13
Receiving Long	66	vs. New England, 12/1/13

CAREER GAME HIGHS

Receptions	7	vs. Tennessee, OT (117 yards), 9/15/13
Receiving Yards	117	vs. Tennessee, OT (7 receptions), 9/15/13
Receiving Touchdowns	1	Twice: vs. Tennessee, OT, 9/15/13; at Kansas City, 10/20/13
Receiving Long	66	vs. New England, 12/1/13

CAREER SEASON HIGHS

Receptions	52	2013
Receiving yards	802	2013
Receiving touchdowns	2	2013

HOPKINS' CAREER OFFENSIVE STATISTICS

RUSHING									RECEIVING				
Year	Team	GP	GS	Rush	Yds	Avg	Lg	TD	Rec	Yds	Avg	Lg	TD
2013	Hou	16	16	0	0	--	--	0	52	802	15.4	66	2
Career		16	16	0	0	--	--	0	52	802	15.4	66	2



DAVID HUNTER

NOSE TACKLE

Height: 6-2 | Weight: 301 | College: Houston |
Hometown: Houston, Texas | 2nd NFL Season |
2nd with Texans | Age: 24 | Acquired: FA-'14 |
2013 GP/GS: 0/0 | Career GP/GS (Playoffs): 0/0 (0/0) |
Teams: Houston, 2012 |

66

TRANSACTIONS: Signed with Houston Texans on May 14, 2012...Released by Texans on Aug. 31, 2012...Signed by Texans to practice squad on Sept. 1, 2012...Signed by Texans off practice squad to active roster on Oct. 16, 2012...Placed on injured reserve (toe) on Oct. 24, 2012...Released by Texans on Aug. 31, 2013...Signed by Tampa Bay Buccaneers on Jan. 6, 2014...Released by Buccaneers on May 21, 2014...Signed by Texans on July 24, 2014.

CAREER:

- Originally signed with Houston as an undrafted free agent in 2012 and made the team's practice squad following training camp
- Was elevated to Houston's active roster in 2012 but was placed on injured reserve shortly thereafter
- Also spent the 2013 preseason with Houston and was on Tampa Bay's roster for part of the 2014 offseason

2012 (Houston 0/0):


- Inactive vs. Baltimore (10/21) after being signed off the practice squad
- Placed on injured reserve (10/24) after he was injured in first practice as a member of 53-man roster

COLLEGE:

- Saw action in 52 career games at defensive tackle for the University of Houston
- Recorded 163 tackles in his four years including 7.0 sacks, while forcing two fumbles and four fumble recoveries
- Played in all 14 games as a senior, compiling 39 tackle and blocking one field goal
- Made his first career start vs. Air Force during his freshman campaign in 2008

PERSONAL:

- A unanimous First-Team All-District pick as a senior at Waller High School (Waller, Texas)
- Helped lead the Bulldogs to a 10-3 mark in 2007 and a 10-4 record in 2008
- Regional qualifier in track, participating in the shot put
- Member of the National Honor Society and was a Texas Scholar
- Majored in retailing and consumer science



KAREEM JACKSON CORNERBACK

25

Height: 5-10 | Weight: 188 | College: Alabama |
Hometown: Macon, Ga. | 5th NFL Season |
5th with Texans | Age: 26 | Acquired: D1-'10 (20th overall) |
2013 GP/GS: 14/14 | Career GP/GS (Playoffs): 61/58 (4/4) |
Teams: Houston, 2010-14 |

TRANSACTIONS: Selected by Houston Texans in the first round (20th overall) of the 2010 NFL Draft...Signed by Texans on July 30, 2010.

CAREER:

- 2010 first-round draft pick who has started 58-of-61 games in his career
- Ranks tied for fifth in team history with seven career interceptions
- Scored the first interception return for touchdown of his career at any level when he picked off Titans QB Matt Hasselbeck and returned it 63 yards vs. Tennessee (9/30/12)

2013 (Houston 14/14):

- Started all 14 games he played in and recorded 62 tackles, eight passes defended, a tackle for loss and fumble recovery
- Tied career highs in tackles with nine (eight solo) and passes defended with two vs. Tennessee (9/15) in Week 2
- Recorded three solo tackles and a pass defended at San Francisco (10/6)
- Recorded seven solo tackles, a pass defended and the first fumble recovery of his career at Kansas City (10/20) in Week 7
- Suffered a rib injury in the second quarter and did not return at Arizona (11/10) in Week 10
- Inactive due to a rib injury vs. Oakland (11/17) in Week 11 and vs. Jacksonville (11/24) in Week 12
- Returned to start vs. New England (12/1) in Week 13
- Tied a career high with two passes defended vs. Denver (12/22) in Week 16

Jackson's 2013 Season Statistics

Date	Opp	GP	GS	Tot	Solo	Asst	Sk	Yds	Int	Yds	Lg	TD	PD	FF	FR	Yds	TD
9/9	at SD	1	1	3	3	0	0.0	0	0	0	--	0	0	0	0	0	0
9/15	vs. TEN	1	1	9	8	1	0.0	0	0	0	--	0	2	0	0	0	0
9/22	at BAL	1	1	5	5	0	0.0	0	0	0	--	0	0	0	0	0	0
9/29	vs. SEA	1	1	5	5	0	0.0	0	0	0	--	0	0	0	0	0	0
10/6	at SF	1	1	3	0	3	0.0	0	0	0	--	0	1	0	0	0	0
10/13	vs. STL	1	1	2	2	0	0.0	0	0	0	--	0	0	0	0	0	0
10/20	at KC	1	1	7	7	0	0.0	0	0	0	--	0	1	0	1	0	0
11/3	vs. IND	1	1	3	3	0	0.0	0	0	0	--	0	0	0	0	0	0
11/10	at ARI	1	1	4	4	0	0.0	0	0	0	--	0	0	0	0	0	0
12/1	vs. NE	1	1	3	2	1	0.0	0	0	0	--	0	0	0	0	0	0
12/5	at JAC	1	1	6	5	1	0.0	0	0	0	--	0	1	0	0	0	0
12/15	at IND	1	1	3	3	0	0.0	0	0	0	--	0	1	0	0	0	0
12/22	vs. DEN	1	1	7	6	1	0.0	0	0	0	--	0	2	0	0	0	0
12/29	at TEN	1	1	2	2	0	0.0	0	0	0	--	0	0	0	0	0	0
2013 Totals		14	14	62	55	7	0.0	0	0	0	--	0	8	0	1	0	0

Tackles For Loss (TFL): 1

2012 (Houston 16/15, 2/2):

- Led Texans defenders with a career-high four interceptions on the season
- Made five tackles (four solo) and broke up two passes including an interception of Ryan Tannehill in the season opener vs. Miami (9/9)
- Named the Defensive Player of the Game at Jacksonville (9/16)
- Made nine solo tackles and broke up a pass at Denver (9/23)
- Scored his first career touchdown when he intercepted a Matt Hasselbeck pass and returned it 63 yards to the end zone vs. Tennessee (9/30)
- Intercepted a Mark Sanchez pass in the fourth quarter to seal the victory at the New York Jets (10/8), and added three tackles (two solo)
- Intercepted a Jay Cutler pass in the second quarter and added four tackles (four solo) and two passes defended at Chicago (11/11)
- Made five tackles and broke up a pass vs. Jacksonville (11/18)
- Collected six tackles and a pass defended at Detroit (11/22)
- Registered six tackles (four solo) and two passes defended at Tennessee (12/2)
- Recorded three tackles at New England (12/10)
- Had six tackles (five solo) and a pass defended vs. Indianapolis (12/16)
- Collected four tackles (three solo) and two passes defended vs. Minnesota (12/23)
- Tallied eight tackles (six solo) and a pass defended at Indianapolis (12/30)
- Made two tackles and two passes defended in AFC Wild Card Playoff vs. Cincinnati (1/5/13)
- Made four tackles in the AFC Divisional playoff at New England (1/13/13).

2011 (Houston 15/13, 2/2):

- Finished with 40 tackles (35 solo), six passes defended, an interception and a forced fumble
- Forced a fumble and made four tackles (three solo) at Miami (9/18)
- Tied for the team lead with eight tackles (seven solo) at New Orleans (9/25)
- Had five solo tackles and broke up two passes vs. Cleveland (11/6)
- Registered his first interception of the season vs. Atlanta (12/4)
- Had five solo tackles vs. Tennessee (1/1/12)
- Started in his postseason debut and made four tackles, including three solos in AFC Wild Card Playoff vs. Cincinnati (1/7/12)
- Recorded four solo tackles and one pass defended in AFC Divisional Playoff at Baltimore (1/15/12)

2010 (Houston 16/16):

- Started at cornerback all 16 games, where he made 71 tackles (57 solo) and had two interceptions
- Made five solo tackles and intercepted the first pass of his NFL career and returned it 23 yards vs. the New York Giants (10/10)
- Recorded six tackles (five solo) and intercepted a pass from QB Philip Rivers vs. San Diego (11/7)
- Forced a fumble at Denver (12/26)

2013 HIGHS

Tackles	9	vs. Tennessee, 9/15/13
Passes Defended	2	Twice: vs. Tennessee, 9/15/13; vs. Denver, 12/22/13

CAREER GAME HIGHS

Tackles	9	twice, most recent: vs. Tennessee, 9/15/13
Interceptions	1	7 times, most recent: at Chicago (J. Cutler) 11/11/12
Passes Defended	2	10 times, most recent: vs. Denver, 12/22/13
Fumble Recoveries	1	at Kansas City, 10/20/13

CAREER SEASON HIGHS

Tackles	71	2012
Interceptions	4	2012
Forced Fumbles	1	2011
Passes Defended	16	2012
TFL	2	2011

JACKSON'S CAREER DEFENSIVE STATISTICS

Year	Team	GP	GS	Tot	Solo	Asst	Sk	Yds	Int	Yds	Lg	TD	PD	QBH	TFL	FF	FR	Yds	TD
2010	Hou	16	16	71	57	13	0.0	0.0	2	23	23	0	10	0	1	0	0	0	0
2011	Hou^	15	13	40	35	5	0.0	0.0	1	0	0	0	6	0	2	1	0	0	0
2012	Hou^	16	15	70	61	9	0.0	0.0	4	71	63	1	16	0	1	0	0	0	0
2013	Hou^	14	14	62	55	7	0.0	0.0	0	0	0	0	8	0	1	0	1	0	0
Career		61	58	243	208	34	0.0	0.0	7	94	63	1	40	0	5	1	1	0	0

^ - Tackle statistics based on coaches' review

ADDITIONAL STATISTICS

Touchdowns (1): vs. San Diego, 9/30/12 (63-yard INT return).

KAREEM JACKSON

COLLEGE:

- Played in 41 career games at Alabama and started 40 contests, registering 159 tackles (106 solo) with eight tackles for loss (24 yards)
- Deflected 29 passes (fourth on Alabama's all-time list) and recorded five interceptions (164 yards, 32.8 avg.) while registering one forced fumble and one fumble recovery
- Blocked two kicks and returned one punt for eight yards

HIGH SCHOOL:

- Attended Westside High School in Macon, Ga. and compiled 1,436 rushing yards with 20 touchdowns and nine receptions for 256 yards with two touchdowns as a senior
- Concluded a three-year varsity career with over 3,447 rushing yards and 46 touchdowns

JACKSON'S CAREER PLAYOFF DEFENSIVE STATISTICS

Year	Team	GP	GS	Tot	Solo	Asst	Sk	Yds	Int	Yds	Lg	TD	PD	QBH	TFL	FF	FR	Yds	TD
1/7/12	vs. Cin (WC)	1	1	4	3	1	0.0	0.0	0	0	0	0	0	0	0	0	0	0	0
1/15/12	at Bal (Div)	1	1	4	4	0	0.0	0.0	0	0	0	0	1	0	0	0	0	0	0
1/5/13	vs. Cin (WC)	1	1	2	2	0	0.0	0.0	0	0	0	0	2	0	0	0	0	0	0
1/13/13	at NE (Div)	1	1	4	2	2	0.0	0.0	0	0	0	0	0	0	0	0	0	0	0
Career		4	4	14	11	3	0.0	0.0	0	0	0	0	3	0	0	0	0	0	0



TIM JAMISON

DEFENSIVE END

Height: 6-3 | Weight: 287 | College: Michigan |
Hometown: Riverdale, Ill. | 6th NFL Season |
6th with Texans | Age: 28 | Acquired: CFA-'09 |
2013 GP/GS: 5/0 | Career GP/GS (Playoffs): 43/1 (2/0) |
Teams: Houston, 2009-14 |

96

TRANSACTIONS: Signed by Houston Texans as non-drafted free agent on May 1, 2009... Released by Texans on Sept. 5, 2009... Re-signed by Texans to practice squad on Sept. 6, 2009... Signed by Texans off of practice squad on Oct. 6, 2009... Waived by Texans on Oct. 20, 2009... Re-signed by Texans to practice squad on Oct. 22, 2009... Released by Texans on Sept. 14, 2010... Re-signed by Texans to practice squad on Oct. 26, 2010... Signed by Texans off of practice squad on Nov. 2, 2010... Re-signed by Texans on Sept. 9, 2012... Placed on injured reserve on Oct. 16, 2012.

CAREER:

- A former undrafted free agent out of Michigan who has played in 43 career regular season games with one start, and two postseason games for the Texans
- Has registered 50 tackles, four sacks, five tackles for loss, a forced fumble and fumble recovery

2013 (Houston 5/0):

- Played in five games and recorded four tackles
- Recorded two solo tackles and a pass defended at San Diego (9/9) in Week 1
- Was inactive in Weeks 2-6 and Weeks 9-10, 12-15
- Recorded one solo tackle at Kansas City (10/20)

2012 (Houston 6/0):

- Sacked Ryan Tannehill for a 12-yard loss in the season opener vs. Miami (9/9)
- Made three tackles (one solo) at Denver (9/23)
- Assisted on two tackles vs. Tennessee (9/30) and at the New York Jets (10/8)

Jamison's 2013 Season Statistics

Date	Opp	GP	GS	Tot	Solo	Asst	Sk	Yds	Int	Yds	Lg	TD	PD	FF	FR	Yds	TD
9/9	at SD	1	0	2	0	2	0.0	0	0	0	--	0	1	0	0	0	0
10/20	at KC	1	0	1	1	0	0.0	0	0	0	--	0	0	0	0	0	0
11/17	vs. OAK	1	0	1	0	1	0.0	0	0	0	--	0	0	0	0	0	0
12/22	vs. DEN	1	0	0	0	0	0.0	0	0	0	--	0	0	0	0	0	0
12/29	at TEN	1	0	0	0	0	0.0	0	0	0	--	0	0	0	0	0	0
2013 Totals		5	0	4	1	3	0.0	0	0	0	0	0	1	0	0	0	0

2011 (Houston 16/0, 2/0):

- Played in all 16 games and made 19 tackles (14 solo) with two sacks, a forced fumble and a fumble recovery
- Knocked down a Drew Brees pass in the fourth quarter at New Orleans (9/25)
- Made two solo tackles vs. Pittsburgh (10/2)
- Sacked Joe Flacco twice for a combined 16 yards lost, the first multiple-sack game of his career, one of which forced a fumble that he also recovered at Baltimore (10/16)
- Made two solo tackles vs. Tampa Bay (11/13)
- Had three solo tackles including one for a loss at Jacksonville (11/27)
- Made three tackles (two solo) vs. Carolina (12/18)
- Had a career-high four tackles (two solo) at Indianapolis (12/22)
- Made his postseason debut and registered two tackles, including one solo, and a pass defended in AFC Wild Card Playoff vs. Cincinnati (1/7/12)

2010 (Houston 10/1):

- Saw action in 10 games at defensive end, including the first start of his career, and made 17 tackles (13 solo) with one sack
- Had three solo tackles at Philadelphia (12/2)
- Made three tackles (two solo) including one for a loss vs. Baltimore (12/13)
- Made the first start of his NFL career at defensive end in place of an injured Mario Williams and made one solo tackle (12/19)
- Had three solo tackles including the first sack of his NFL career at Denver (12/26)

2009 (Houston 6/0):

- Spent the first four weeks of the season on the practice squad before being signed to the active roster in Week 5 (10/6)
- Played in his first professional game at Arizona (10/11), participating on special teams
- Saw action at defensive end at Cincinnati (10/18)
- Signed to the active roster again in Week 8 (10/30)
- Played on special teams and at defensive end vs. Indianapolis (11/29)
- Made the first solo tackles of his NFL career vs. Seattle (12/13)

COLLEGE:

- Four-year letterman at Michigan where he played in 50 career games and made 25 starts at defensive end
- Earned 2008 All-Big Ten honorable mention accolades from the media and was elected 2008 team captain

2013 HIGHS

Tackles	2	at San Diego, 9/9/13
Passes Defensed	1	at San Diego, 9/9/13

CAREER GAME HIGHS

Tackles	4	at Indianapolis (12/22)
Sacks	2.0	at Baltimore (J. Flacco), 10/16/11
Passes Defensed	1	twice, most recent: at San Diego, 9/9/13
Forced Fumbles	1	at Baltimore, 10/16/11
Fumble Recoveries	1	at Baltimore, 10/16/11
QBH	2	vs. Cleveland, 11/6/12
TFL	1	5 times, last: vs. Miami, 9/9/12

CAREER SEASON HIGHS

Tackles	19	2011
Sacks	2.0	2011
Passes Defensed	2	2011
TFL	2	2010 and 2011
QBH	3	2011

JAMISON'S CAREER DEFENSIVE STATISTICS

Year	Team	GP	GS	Tot	Solo	Asst	Sk	Yds	Int	Yds	Lg	TD	PD	QBH	TFL	FF	FR	Yds	TD
2009	Hou	6	0	2	1	1	0.0	0.0	0	0	0	0	0	0	0	0	0	0	0
2010	Hou	10	1	15	12	3	1.0	3.0	0	0	0	0	0	2	2	0	0	0	0
2011	Hou	16	0	19	14	5	2.0	16.0	0	0	0	0	2	3	2	1	1	0	0
2012	Hou	6	0	11	2	9	1.0	12.0	0	0	0	0	1	1	1	0	0	0	0
2013	Hou	5	0	4	1	3	0.0	0.0	0	0	0	0	1	0	0	0	0	0	0
Career		43	1	51	30	21	4.0	31.0	0	0	0	0	4	6	5	1	1	0	0

^ - Tackle statistics based on coaches' review

TIM JAMISON

- Amassed 129 stops, 29.5 tackles for loss, 20 sacks (seventh all-time at Michigan), four forced fumbles, one interception and five pass breakups during his career
- Posted five or more sacks in three straight seasons (2006-08) and recorded 50 tackles, 10.5 tackles for loss, 5.5 sacks and two pass breakups as a senior in 2008
- Earned honorable mention All-Big Ten honors when he notched 52 tackles, 10 tackles for loss, 5.5 sacks, an interception, three passes defended and two forced fumbles in 2007
- Contributed 13 tackles and five sacks in 2006
- Earned freshman All-Big Ten honors from The Sporting News in 2005 when he made 10 tackles, four tackles for loss and three sacks
- General studies major

HIGH SCHOOL:

- Made 217 tackles with 89 solos, 45 sacks, 71 tackles for losses and 14 forced fumbles in his career at Thornton High School in Riverdale, Ill.
- Selected to play in the 2004 U.S. Army All-American Game
- Two-year letterman on the varsity basketball and baseball teams
- Recorded 17.0 sacks in his senior season and finished his career with 36.5 sacks in three seasons, while serving as team captain as a senior
- Full name is Tim Jamison II

JAMISON'S CAREER PLAYOFF DEFENSIVE STATISTICS

Year	Team	GP	GS	Tot	Solo	Asst	Sk	Yds	Int	Yds	Lg	TD	PD	QBH	TFL	FF	FR	Yds	TD
1/7/12	vs. Cin (WC)	1	0	2	1	1	0.0	0.0	0	0	0	0	1	0	0	0	0	0	0
1/15/12	at Bal (Div)	1	0	0	0	0	0.0	0.0	0	0	0	0	0	0	0	0	0	0	0
Career		2	0	2	1	1	0.0	0.0	0	0	0	0	1	0	0	0	0	0	0



ANDRE JOHNSON

WIDE RECEIVER

Height: 6-3 | Weight: 230 | College: Miami (Fla.) |
Hometown: Miami, Fla. | 12th NFL Season |
12th with Texans | Age: 33 | Acquired: D1-'03 (3rd overall) |
2013 GP/GS: 16/16 | Career GP/GS (Playoffs): 154/154 (4/4) |
Teams: Houston, 2003-14 |

80

TRANSACTIONS: Selected after his junior season by Houston Texans in the first round (3rd overall) in the 2003 NFL Draft...Signed by Texans on July 22, 2003...Re-signed by Texans on March 3, 2007...Re-signed by Texans on Aug. 5, 2010.

HONORS:

- Associated Press All-Pro First Team (2008, 2009)
- Associated Press All-Pro Second Team (2012)
- Seven-time Pro Bowl selection (2005, 2007, 2009, 2010, 2011, 2013, 2014)
- NFL Alumni Wide Receiver of the Year (2006, 2008, 2009)
- Pro Football Weekly First-Team All-Pro (2008, 2009)
- Sporting News All-Pro (2010)
- Sports Illustrated.com All-Pro (2008)
- Touchdown Club Player of the Year (2004, 2006)
- Four-time Houston Texans Team MVP (2006, 2008, 2009, 2013)
- ESPN.com All-Pro (2008)
- AFC Offensive Player of the Week (Week 2, 2010; Week 4, 2006)
- AFC Offensive Player of the Month (October, 2008; November 2012)
- NFL Rookie of the Week (Week 4, 2003; Week 10, 2003)

CAREER:

- The Texans' all-time leading receiver with 927 receptions for 12,661 yards and 61 touchdowns in 11 seasons
- Ranks 14th all-time in receptions and 17th in yards receiving
- Led the NFL in receptions in 2006 with 103 and again in 2008 with a career-high 115
- Led the NFL in yards receiving in 2008 with 1,575 and in 2009 with 1,569
- Has averaged an NFL all-time best 6.0 receptions per game in his career and 82.2 yards receiving per game ranks second in NFL history
- One of three players in modern NFL history to lead the League in receiving in back-to-back years
- One of three receivers to surpass 1,500 yards receiving in consecutive years
- One of two players (Marvin Harrison) to record four seasons of 100-plus receptions and 1,400-plus yards
- Gained 461 yards receiving in two games (vs. JAX, 11/17/12 and at DET, 11/22/12), the third-highest total in NFL history by a player in consecutive games

- Became the second-fastest player to reach 900 catches in NFL history, doing so in his 150th career game, trailing only Marvin Harrison who reached the mark in 149 games
- Was also the second-fastest to reach 800 catches in NFL history (137 games), second-fastest player to reach 700 receptions (120 games), third-fastest to 600 receptions (104) and 500 receptions (88)
- Tied for second-fastest player in NFL history to reach 12,000 yards receiving (146 games); third-fastest player to surpass 11,000 yards receiving (136); sixth-fastest player to reach 10,000 yards receiving (128 games) and 9,000 yards receiving (114); eighth-fastest to 8,000 yards receiving (104); tied for seventh-fastest to 7,000 yards receiving (93)
- Has 50 career 100-yard games (fifth all-time) and the Texans are 25-25 when he eclipses the 100-yard barrier
- Has the most starts and games played in franchise history (154)
- Holds the NFL record with 20 career games with 10 or more receptions and 100 or more yards receiving
- Has 10 games with at least 10 receptions and 150 yards receiving, tied with Jerry Rice for the most in NFL history

Johnson's 2013 Season Statistics

Date	Opp	GP	GS	Rush	Yds	Avg	Lg	TD	Rec	Yds	Avg	Lg	TD
9/9	at SD	1	1	0	0	--	--	0	12	146	12.2	27	0
9/15	vs. TEN	1	1	0	0	--	--	0	8	76	9.5	28	0
9/22	at BAL	1	1	0	0	--	--	0	5	36	7.2	12	0
9/29	vs. SEA	1	1	0	0	--	--	0	9	110	12.2	17	0
10/6	at SF	1	1	0	0	--	--	0	3	39	13.0	19	0
10/13	vs. STL	1	1	0	0	--	--	0	7	88	12.6	19	0
10/20	at KC	1	1	0	0	--	--	0	4	89	22.3	42	0
11/3	vs. IND	1	1	0	0	--	--	0	9	229	25.4	62t	3
11/10	at ARI	1	1	0	0	--	--	0	5	37	7.4	14	2
11/17	vs. OAK	1	1	0	0	--	--	0	10	116	11.6	34	0
11/24	vs. JAC	1	1	0	0	--	--	0	2	36	18.0	21	0
12/1	vs. NE	1	1	0	0	--	--	0	8	121	15.1	29	0
12/5	at JAC	1	1	0	0	--	--	0	13	154	11.8	27	0
12/15	at IND	1	1	0	0	--	--	0	4	18	4.5	9	0
12/22	vs. DEN	1	1	0	0	--	--	0	4	63	15.8	33	0
12/29	at TEN	1	1	0	0	--	--	0	6	49	8.2	13	0
2013 Totals		16	16	0	0	--	--	0	1091	407	12.9	62t	5

2013 HIGHS

Receptions	13	at Jacksonville, 12/5/13
Yards Receiving	229	vs. Indianapolis, 11/3/13
Touchdowns Receiving	3	vs. Indianapolis, 11/3/13

CAREER GAME HIGHS

Receptions	14	vs. Jacksonville (273 yards), 11/18/12
Yards Receiving	273	vs. Jacksonville (14 receptions), 11/18/12
Receiving Touchdowns	3	vs. Indianapolis, 11/3/13
Receiving Long	77t	vs. Kansas City, 9/9/07
Rushing Long	18	vs. Buffalo, 11/19/06

CAREER SEASON HIGHS

Receptions	115	2008
Yards Receiving	1,598	2012
Touchdowns receiving	9	2009

JOHNSON'S CAREER OFFENSIVE STATISTICS

RUSHING									RECEIVING				
Year	Team	GP	GS	Rush	Yds	Avg	Lg	TD	Rec	Yds	Avg	Lg	TD
2003	Hou	16	16	5	-10	-2	11	0	66	976	14.8	46t	4
2004	Hou	16	16	4	12	3	14	0	79	1,142	14.5	54t	6
2005	Hou	13	13	6	10	1.7	5	0	63	688	10.9	53t	2
2006	Hou	16	16	3	14	4.7	18	0	103	1,147	11.1	53	5
2007	Hou	9	9	0	0	-	-	0	60	851	14.2	77t	8
2008	Hou	16	16	0	0	-	-	0	115	1,575	13.7	65	8
2009	Hou	16	16	2	10	5	7	0	101	1,569	15.5	72t	9
2010	Hou	13	13	2	10	5	7	0	86	1,216	14.1	60	8
2011	Hou	7	7	1	8	8	8	0	33	492	14.9	50	2
2012	Hou	16	16	0	0	-	-	0	112	1,598	14.3	60t	4
2013	Hou	16	16	0	0	--	--	0	109	1,407	12.9	62t	5
Career		154	154	23	54	2.3	18	0	927	12,661	13.7	77t	61

ADDITIONAL STATISTICS

Tackles: 24 total; 2003 - 4, 2004 - 2, 2005 - 1, 2006 - 6, 2007 - 3, 2008 - 3, 2009 - 3, 2011 - 1, 2012 - 1.
Special Teams Tackles: 2 total; 2003 - 1, 2004 - 1.
Fumble Recoveries: 1 total; 2004 - 1.
Fumbles/Lost: 5/4 total; 2004 - 1/1, 2005 - 1/1, 2006 - 1/0, 2007 - 1/1, 2008 - 1/1.

ANDRE JOHNSON

2013 (Houston 16/16):

- Started in all 16 games and finished with 109 receptions (third in NFL) for 1,407 yards receiving (seventh in NFL) and five touchdowns to earn his seventh career Pro Bowl selection and fourth Team MVP election by his teammates
- Recorded 12 receptions for 146 yards, his 18th game with at least 10 receptions and 100 yards receiving (most in NFL history) at San Diego (9/9) in Week 1
- Recorded eight receptions for 76 yards vs. Tennessee (9/15) in Week 2
- Recorded nine receptions for 110 yards, his 46th 100-yard receiving game vs. Seattle (9/29) in Week 3
- Recorded nine receptions for 229 yards (25.4 avg.) and a career- and franchise-high three touchdowns vs. Indianapolis (11/3) in Week 9. Also tied for second-fastest player to reach 12,000 yards receiving (146 games). It was also his third career 200-yard receiving game and his 47th 100-yard game
- Hauled in five receptions for 37 yards and two touchdowns in Week 10 at Arizona (11/10)
- Caught 10 passes for 116 yards vs. Oakland (11/17) in Week 11
- Surpassed the 1,000-yard mark on the season for the seventh time in his career on two receptions for 36 yards vs. Jacksonville in Week 12
- Recorded eight receptions for 121 yards to become the second-fastest and 15th overall player in NFL history to reach 900 career receptions vs. New England (12/1) in Week 13
- Caught a season-high 13 receptions for 154 yards at Jacksonville (12/5) in Week 14 and tied Jerry Rice for most games in NFL history with at least 10 catches and 150 yards receiving (10)
- Eclipsed the 100-reception mark for the fifth time in his career, tying the NFL record with most 100-reception seasons, with four catches for 63 yards (15.8 avg.) vs. Denver (12/22) in Week 16
- Caught six passes for 49 yards at Tennessee (12/29) in Week 17 to surpass 1,400 yards for the season and join Marvin Harrison as the only other player in NFL history to record four seasons of 100-plus receptions and 1,400-plus yards

2012 (Houston 16/16, 2/2):

- Set a career high in receiving yardage, finishing second in NFL with 1,598 yards, while his 112 receptions were the second-most of his career
- Joined Jerry Rice (4) and Marvin Harrison (3) as the only players in NFL history to surpass 1,500 yards receiving three or more times in a career
- Named an offensive team captain for 2012
- Earned 2nd Team All-Pro honors and was named to his sixth Pro Bowl
- Had eight receptions for 119 yards and a touchdown in the season opener vs. Miami (9/9)
- Had a 60-yard reception for a first quarter touchdown and a crucial fourth-quarter third-down catch to clinch the victory at Denver (12/23)
- Caught three passes for 56 yards vs. Tennessee (9/30)
- Surpassed 10,000 career yards receiving on his seventh catch of the game vs. Green Bay (10/14)
- Led the team with nine receptions for 86 yards vs. Baltimore (10/21)
- Caught eight passes for 118 yards vs. Buffalo (11/4), surpassing 100 yards receiving for the 40th time in his career
- Set career-highs and franchise records, catching 14 passes for 273 yards including the game-winning 48-yard touchdown score in overtime vs. Jacksonville (11/18)
- Surpassed 1,000 yards receiving for the sixth time in his career, catching nine passes for 188 yards at Detroit (11/22)
- Named AFC Offensive Player of the Month for the month of November
- Caught eight passes for 95 yards at New England (12/10)
- Led Texans receivers with 11 receptions for 151 yards and a touchdown vs. Indianapolis (12/16)
- Had a team-high 97 yards receiving on seven receptions vs. Minnesota (12/23)
- Led Texans receivers with 12 receptions for 141 yards at Indianapolis (12/30)
- Caught four passes for 62 yards in the AFC Wild Card Playoff vs. Cincinnati (1/5/13)
- Had nine receptions for 95 yards in AFC Divisional Playoff at New England (1/13/13)

2011 (Houston 7/7, 2/2):

- Named a team captain for 2011 and finished with 33 receptions for 492 yards and two touchdowns
- Inactive for nine games due to hamstring injuries

- Led all Texans receivers with seven receptions for 95 yards and a touchdown vs. Indianapolis (9/11)
- Caught seven passes for 93 yards including a 23-yard fourth quarter touchdown to put the game out of reach at Miami (9/18)
- Posted seven receptions for 128 yards at New Orleans (9/25)
- Caught four passes for 36 yards before leaving with a hamstring injury vs. Pittsburgh (10/2)
- Returned to the lineup and caught two passes for 22 yards, including the 700th of his career on an 8-yard reception in the third quarter at Jacksonville (11/27)
- Led all Texans receivers with four receptions for 97 yards before leaving the game due to a hamstring injury vs. Atlanta (12/4)
- Returned to action in the season finale, catching two passes for 21 yards vs. Tennessee (1/1/12)
- Made his postseason debut after having more career receptions (706) and receiving yards (9,656) than any player in NFL history to have not played in the playoffs
- Caught five passes for a game-high 90 yards and a 40-yard touchdown in AFC Wild Card Playoff vs. Cincinnati (1/7/12)
- Recorded eight receptions for 111 yards in AFC Divisional Playoff at Baltimore (1/15/12)
- Finished the postseason with 13 receptions for 201 yards and a touchdown

2010 (Houston 13/13):

- Recorded his third consecutive 1,000-yard season, finishing with 1,216 yards on 86 receptions and eight touchdowns
- Earned his fifth Pro Bowl selection, but did not play due to injury
- Led the team in receiving with 12 receptions for 158 yards and a crucial fourth-quarter touchdown at Washington (9/19)
- Led the offense with five receptions for 95 yards including a long of 48-yard vs. the New York Giants (10/10)
- Caught eight passes for 138 yards and the game-winning touchdown vs. Kansas City (10/17)
- Caught seven passes for 106 yards and a touchdown at Indianapolis (11/1)
- Led Texans receivers with nine receptions for 146 yards and a touchdown at Jacksonville (11/14)
- Became the first player in NFL history to catch 60 passes in each of his first eight seasons when he caught nine passes for 56 yards and a touchdown vs. Tennessee (11/28)
- Led Texans receivers with six receptions for 149 yards at Philadelphia (12/2)
- Caught nine passes for his second straight 140-yard game and scored two touchdowns vs. Baltimore (12/13)
- Caught the 50th touchdown of his career as one of his six receptions resulting in a total of 58 yards at Tennessee (12/19)

2009 (Houston 16/16):

- Earned 1st Team All-Pro honors for the second consecutive year and named to the Pro Bowl for the fourth time
- Started all 16 games for the second consecutive season and led the NFL with 1,569 yards receiving on 101 receptions while also scoring a career-high nine touchdowns
- Registered his third career 100-catch season and his fourth 1,000-yard season
- Caught three passes for 71 yards and a touchdown for the AFC in the Pro Bowl
- Tied a career high with two touchdown receptions and caught 10 passes for 149 yards at Tennessee (9/20) including the 500th reception of his career, making him the second-fastest player to reach 500 receptions
- Had eight receptions for 101 yards and two touchdowns at Arizona (10/11)
- Had his second consecutive 100-yard game at Cincinnati (10/18) with 135 yards on eight receptions
- Made four catches for a team-leading 78 yards and a touchdown vs. Tennessee (11/23)
- Caught seven passes for 99 yards and his sixth touchdown of the season at Jacksonville (12/6)
- Caught 11 passes for 193 yards and two touchdowns vs. Seattle (12/13), including a 64-yard touchdown reception on the game's very first play
- Caught nine passes for 196 yards at St. Louis (12/20) becoming only the second player in NFL history to have back-to-back 190-yard games
- Became only the second player in NFL history to have back-to-back seasons with 1,500 yards receiving when he caught five passes for 71 yards and a career high ninth touchdown of the season at Miami (12/27)

JOHNSON'S CAREER PLAYOFF OFFENSIVE STATISTICS

Date	Opp.	GP	GS	RUSHING					RECEIVING				
				Rush	Yds	Avg	Lg	TD	Rec	Yds	Avg	Lg	TD
1/7/12	vs. Cin (WC)	1	1	0	0	0	0	0	5	90	18.0	40	1
1/15/12	at Bal (Div)	1	1	0	0	0	0	0	8	111	13.9	19	0
1/5/13	vs. Cin (WC)	1	1	0	0	0	0	0	4	62	15.5	22	0
1/13/13	at NE (Div)	1	1	0	0	0	0	0	8	95	11.9	22	0
Career		4	4	0	0	0	0	0	25	358	14.3	40	1

ANDRE JOHNSON

2008 (Houston 16/16):

- Earned 1st Team All-Pro recognition and was named to his third Pro Bowl
- Led the league in both receptions (115) and yards (1,575)
- His 115 receptions were the third-most in the NFL since 2000
- Caught 10-or-more passes in seven games, the most by a receiver in a single season in NFL history and recorded eight 100-yard games
- Topped 100 yards receiving in four consecutive games in the month of October while catching 10 or more passes in four straight games for the first time in his career
- His 41 catches in October were the second-most by an NFL receiver in that month since the AFL-NFL merger in 1970
- Caught 10 passes for 112 yards at Pittsburgh (9/7), marking his third straight season opener with 100 yards
- Caught 10 passes for 178 yards and one touchdown vs. Miami (10/12), including the 400th reception of his career on a 4-yard gain in the second quarter
- Posted his third consecutive 100-yard game and fourth of the season vs. Detroit (10/19) with 141 yards on 11 catches
- Recorded his fourth consecutive 100-yard game and fifth of the season vs. Cincinnati (10/26) with 11 receptions for 143 yards
- Caught 10 passes for 116 yards at Cleveland (11/23)
- Surpassed Domanick Williams for the franchise record for career touchdowns with his 29th while making seven receptions for 75 yards vs. Jacksonville (12/1)
- Topped 6,000 career receiving yards with an 11-yard touchdown catch in the fourth quarter at Green Bay (12/7)
- Finished with 11 receptions for a then franchise-record 207 receiving yards vs. Tennessee (12/14)
- Caught 10 passes for 148 yards and two touchdowns vs. Chicago (12/28)

2007 (Houston 9/9):

- Missed seven games with a knee injury and amassed 60 receptions for 851 yards and eight touchdowns for the season
- Had a career-long 77-yard touchdown catch in the opener vs. Kansas City (9/9)
- Registered seven receptions for 120 yards and two touchdowns at Carolina (9/16)
- Inactive the next seven games with a knee injury
- Returned to action and recorded six receptions for 120 yards, including a 73-yard touchdown catch vs. New Orleans (11/18)
- Recorded his fourth 100-yard game of the season with nine receptions for 116 yards and a 28-yard touchdown catch at Tennessee (12/2)
- Caught his seventh touchdown of the season, along with six receptions for 86 yards vs. Denver (12/13)
- Had seven catches for 74 yards and his eighth touchdown of the season at Indianapolis (12/23)

2006 (Houston 16/16):

- Started all 16 games and led the League with 103 receptions and had 1,147 yards receiving
- Tied for the team lead with five touchdown catches
- His 65 catches in the first eight games of the season ranked as the third-most in NFL history
- Caught six passes for 101 yards vs. Philadelphia (9/10)
- Had season-highs of 11 receptions for 152 yards and his 53-yard reception in the first quarter set up Houston's first score vs. Washington (9/24)
- Earned AFC Player of the Week honors with a nine-catch, 101-yard performance vs. Miami (10/1)
- Made a 17-yard reception inside the last two minutes to set up Kris Brown's 48-yard field goal as time expired to give Houston the 27-24 win vs. Indianapolis (12/24)

2005 (Houston 13/13):

- Started 13 games, missing three with a calf injury that plagued him all season
- Made 63 catches for 688 yards and two touchdowns
- Was inactive due to injury at Seattle (10/16), vs. Indianapolis (10/23) and vs. Cleveland (10/30)

- Had nine catches for 91 yards to lead the Texans in his first game back from a calf injury at Jacksonville (11/6)
- Matched a single-game-high 12 receptions for a season-high 159 yards and one score vs. St. Louis (11/27)
- Caught seven passes for 119 yards, including a season-long 53-yard touchdown catch vs. Jacksonville (12/24)

2004 (Houston 16/16):

- Started all 16 games, leading club in receptions (79), receiving yards (1,142), touchdown receptions (six) and had four 100-yard receiving games, breaking his own record (three, 2003)
- Selected to his first Pro Bowl
- Second-youngest member of AFC Pro Bowl squad (LB Terrell Suggs, Ravens) and youngest AFC offensive selection
- Paced team with six catches for 115 yards and a score, helping Texans win consecutive games for the first time vs. Oakland (10/3)
- Set team and personal marks with 12 catches for 170 yards and also made two touchdown receptions vs. Minnesota (10/10)
- Hauled in six passes for 107 yards including a 49-yarder vs. Green Bay (11/21)
- Posted seven receptions for 125 yards at the New York Jets (12/5), becoming the first Texans receiver to eclipse the 1,000-yard receiving mark in a season
- Had four catches for 46 yards and one touchdown in win at Jacksonville (12/26)

2003 (Houston 16/16):

- Started all 16 games, recording at least one catch in each contest
- Led the Texans with 66 catches for 976 yards (14.8 avg.) and four touchdowns
- Named NFL Rookie of the Week twice after his performances in Week 4 and Week 11
- Made NFL debut in season-opening win at Miami (9/7), snagging a team-high six receptions for 76 yards
- Caught a game-high seven passes for 102 yards and scored first two career touchdowns, tying the club's single-game record vs. Kansas City (9/21)
- Made four receptions for a season-best 122 yards (30.5 avg.) in win at Buffalo (11/16)
- Posted his third 100-yard receiving game of the season when he caught five balls for a game-high 108 yards vs. Tennessee (12/21)

COLLEGE:

- Amassed 92 receptions for 1,831 yards (19.9 avg.) and 20 touchdowns in three seasons at Miami (Fla.) ranking fifth on the school's all-time receiving yards list
- Added 11 receptions for 253 yards and two touchdowns in two bowl games
- Only Michael Irvin (26) and Lamar Thomas (23) had more career touchdown grabs at Miami
- Earned first-team All-Big East honors and third-team AP All-America honors as a sophomore
- Became just the second Hurricane player to crack the single-season 1,000-yard receiving barrier (Eddie Brown, 1,114 yards, 1984) during his junior season
- Helped Miami win first national title in 10 years as a sophomore, catching 37 passes for 682 yards (18.4 avg.) and career-best 10 touchdowns
- 2002 Rose Bowl Co-Player of the Game when he caught seven passes for 199 yards and two touchdowns
- Also an elite collegiate sprinter, winning 2002 Big East Conference titles in the indoor 60 meter and outdoor 100 meter

PERSONAL:

- Parade All-America selection as a senior at Miami (Fla.) Senior High School where he caught 31 passes for 908 yards and 15 touchdowns his senior season for the Stingarees
- Also lettered in track and basketball
- Served as Grand Marshal of the 2012 Houston Livestock and Rodeo Show Downtown Parade



DENNIS JOHNSON RUNNING BACK

28

Height: 5-7 | Weight: 193 | College: Arkansas |
Hometown: Texarkana, Ark. | 2nd NFL Season |
2nd with Texans | Age: 24 | Acquired: CFA-'13 |
2013 GP/GS: 8/1 | Career (Playoffs) GP/GS: 8/1 (0/0) |
Teams: Houston, 2013-14 |

TRANSACTIONS: Signed by the Houston Texans on May 10, 2013...Released by Texans on Aug. 31, 2013...Acquired from waivers by Cleveland Browns on Sept. 1, 2013...Released by Browns on Sept. 7, 2013...Signed by Browns to the practice squad on Sept. 10, 2013...Signed by Houston Texans to the active roster on Oct. 28, 2013

CAREER:

- Appeared in eight games with one start and totaled 49 carries for 183 yards rushing and eight receptions for 46 yards receiving to go along with a 25.2 average on six kickoff returns as a rookie for the Texans in 2013

2013 (Houston 8/1):

- Signed by the Texans off Cleveland's practice squad on 10/28 and made his NFL debut vs. Indianapolis 11/3 and recorded eight carries for 36 yards
- Caught the first pass of his career, good for 14 yards at Arizona (11/10) in Week 10
- Set career highs with 13 carries for 74 yards and had two receptions for 13 yards vs. Jacksonville (11/24)
- Made his first NFL start and rushed 12 times for 29 yards to go along with two receptions for 1 yard vs. Denver (12/22)
- Inactive in Week 17 due to injury

COLLEGE:

- Set Southeastern Conference career records with 119 kickoff returns for 2,784 yards and set the Arkansas school record for career kickoff returns
- Played in 50 games and ran for 2,036 yards on 345 carries (5.9 average)
- Scored 20 total touchdowns: 13 rushing, four receiving and three on kickoff returns
- Played in 12 games with four starts and led the team with 137 carries for 757 yards rushing and eight touchdowns, and 17 kickoff returns for 309 yards as a senior in 2012
- Appeared in 11 games with six starts as a junior in 2011 and was named second-team All-SEC all-purpose player by the Associated Press after he ranked in the top 10 in the SEC in all-purpose yards per game, kickoff return average and rushing yards per game
- Finished his junior season with 106 rushes for 670 yards and three touchdowns, 24 receptions for 255 yards and two touchdowns and 18 kick returns for 461 yards and one touchdown for 1,386 all-purpose yards, the 12th-highest season total in school history
- Named to the 2010 Doak Walker Award Watch List and appeared in two games before suffering a season-ending injury vs. Louisiana-Monroe that led to a medical redshirt
- Played in all 13 games with two starts as a sophomore in 2009 and averaged 25.8 yards per kickoff return and 111.2 yards of total offense per game
- Returned 40 kickoffs for a school-record 1,031 yards and a touchdown, and became

- the career leader with 1,936 kickoff return yards in 2009; had 57 rushes for 342 yards
- SEC All-Freshman Team pick who played in all 12 games and made two starts in 2008
- Had 41 kickoff returns for 905 yards (22.1 per return) and a touchdown as a freshman
- Majored in criminal justice

HIGH SCHOOL:

- Finished his prep career with 56 touchdowns and more than 4,700 rushing yards for Arkansas High School coach Bill Keopple
- As a senior, he rushed for 1,529 yards and 20 touchdowns on 209 attempts in leading the Razorbacks to their second consecutive 6A state championship
- MVP of the state championship game as both a junior and a senior
- During his junior season, he gained 1,500 yards on the ground with 16 touchdowns in leading his squad to a state championship
- As a sophomore, rushed for 18 touchdowns on 150 carries and 1,734 rushing yards
- Son of Dennis Johnson and Rosalind Reems

Johnson's 2013 Season Offensive Statistics

Date	Opp	GP	GS	Rush	Yds	Avg	Lg	TD	Rec	Yds	Avg	Lg	TD
11/3	vs. IND	1	0	8	36	4.5	11	0	0	0	--	--	0
11/10	at ARI	1	0	4	7	1.8	4	0	1	14	14.0	14	0
11/17	vs. OAK	1	0	2	2	1.0	2	0	0	0	--	--	0
11/24	vs. JAC	1	0	13	74	5.7	29	0	2	13	6.5	9	0
12/1	vs. NE	1	0	3	13	4.3	9	0	1	11	11.0	11	0
12/5	at JAC	1	0	3	10	3.3	6	0	1	4	4.0	4	0
12/15	at IND	1	0	4	12	3.0	9	0	1	3	3.0	3	0
12/22	vs. DEN	1	1	12	29	2.4	9	0	2	1	0.5	3	0
2013 Totals		8	1	49	183	3.7	29	0	8	46	5.8	14	0

Johnson's 2013 Season Return Statistics

Date	Opp	KR	Yds	Avg	Lg	TD	PR	FC	Yds	Avg	Lg	TD
11/3	vs. IND	1	21	21.0	21	0	0	0	0	0.0	0	0
12/15	at IND	4	108	27.0	32	0	0	0	0	0.0	0	0
12/22	vs. DEN	1	22	22.0	22	0	0	0	0	0.0	0	0
12/29	at TEN	0	0	0.0	0	0	0	0	0	0.0	0	0
2013 Totals		6	151	25.2	32	0	0	0	0	0.0	0	0

2013 HIGHS

Attempts Rushing	13	vs. Jacksonville (74 yards), 11/24/13
Yards Rushing	74	vs. Jacksonville (13 attempts), 11/24/13
Rushing Long	29	vs. Jacksonville, 11/24/13
Receptions	2	vs. Jacksonville (13 yards), 11/24/13
Yards Receiving	14	at Arizona (1 reception), 11/10/13
Receiving Long	14	at Arizona, 11/10/13
Yards from Scrimmage	87	vs. Jacksonville (74 rushing, 13 receiving), 11/24/13
Kickoff Returns	4	at Indianapolis (108 yards), 12/15/13
Kickoff Returns Yards	108	at Indianapolis (4 returns), 12/15/13
Kickoff Return Long	32	at Indianapolis, 12/15/13

CAREER GAME HIGHS

Attempts Rushing	13	vs. Jacksonville (74 yards), 11/24/13
Yards Rushing	74	vs. Jacksonville (13 attempts), 11/24/13
Rushing Long	29	vs. Jacksonville, 11/24/13
Receptions	2	vs. Jacksonville (13 yards), 11/24/13
Yards Receiving	14	at Arizona (1 reception), 11/10/13
Receiving Long	14	at Arizona, 11/10/13
Yards from Scrimmage	87	vs. Jacksonville (74 rushing, 13 receiving), 11/24/13
Kickoff Returns	4	at Indianapolis (108 yards), 12/15/13
Kickoff Returns Yards	108	at Indianapolis (4 returns), 12/15/13
Kickoff Return Long	32	at Indianapolis, 12/15/13

CAREER SEASON HIGHS

Yards Rushing	183	2013
Attempts Rushing	49	2013
Receptions	8	2013
Yards Receiving	46	2013
Yards from Scrimmage	229	2013 (183 rushing, 46 receiving)
Kickoff Returns	6	2013
Kickoff Return Yards	151	2013

JOHNSON'S CAREER OFFENSIVE STATISTICS

RUSHING									RECEIVING				
Year	Team	GP	GS	Rush	Yds	Avg	Lg	TD	Rec	Yds	Avg	Lg	TD
2013	Hou	8	1	49	183	3.7	29	0	8	46	5.8	14	0
Career		8	1	49	183	3.7	29	0	8	46	5.8	14	0

JOHNSON'S CAREER RETURN STATISTICS

KICKOFF RETURNS								PUNT RETURNS				
Year	Team	KR	Yds	Avg	Lg	TD	PR	FC	Yds	Avg	Lg	TD
2013	Hou	6	151	25.2	32	0	0	0	0	0.0	0	0
Career		6	151	25.2	32	0	0	0	0	0.0	0	0



BEN JONES GUARD/CENTER

60

Height: 6-3 | Weight: 308 | College: Georgia |
Hometown: Centreville, Ala. | 3rd NFL Season |
3rd with Texans | Age: 25 | Acquired: D4a, 2012 (99th overall)
| 2013 GP/GS: 16/1 | Career GP/GS (Playoffs): 31/11 (2/2) |
Teams: Houston, 2012-14 |

TRANSACTIONS: Selected by Houston Texans in the fourth round (99th overall) of the 2012 NFL Draft...Signed by Texans on May 14, 2012.

HONORS:

- Madden Most Valuable Protectors Award (Week 4, 2012; Week 13, 2012)
- Houston Texans Rookie of the Year (2012)

CAREER:

- Has played in 32 regular season games with 11 starts, all at right guard
- Started both playoff games and 10 regular season games at right guard on his way to being voted Texans Rookie of the Year in 2012

PERSONAL:

- Pregame ritual consists of walking barefoot on the field "to get a feel for the turf," something he has done since high school

2013 (Houston 16/1):

- Played in all 16 games with one start
- Started at right guard and blocked for a ground game that produced 131 yards at San Francisco (10/6) in Week 5

2012 (Houston 16/10, 2/2):

- Originally drafted as a center, but worked his way into a starting role at right guard
- Part of seven 100-yard rushing performances by Arian Foster for the NFL's seventh-ranked offense
- Made his Texans and NFL debut on special teams in the season opener vs. Miami (9/9)
- Saw action at right guard and was part of an offensive line that cleared the way for Texans running backs to rush for 216 yards and three touchdowns while not allowing Matt Schaub to be sacked at Jacksonville (9/17)
- Helped provide protection for Schaub, enabling him to tie a career-high with four touchdown passes at Denver (9/23)
- Helped Foster rush for a season-high 157 yards and a touchdown at the New York Jets (10/8)
- Made his first career start and was part of an offense that set a franchise record by scoring 43 points vs. Baltimore (10/21)
- Helped Foster gain 111 yards on 24 carries and scored a touchdown vs. Buffalo (11/4)
- Part of an offense that set a franchise record with 653 yards of offense and tied the franchise scoring record with 43 points vs. Jacksonville (11/18) and put up another 501 yards at Detroit (11/22)
- Paved the way for Foster to rush for 140 yards while not allowing Schaub to be sacked in the AFC Wild Card Playoff vs. Cincinnati (1/5/13)
- Paved the way for Foster to rush for 90 yards while only allowing one sack in the AFC Divisional Playoff at New England (1/13/13)

COLLEGE:

- Ranked third in Georgia history with 49 starts at center
- Two-time All-SEC selection by the league's coaches and four-time SEC Offensive Lineman of the Week in his career
- Named a Freshman All-American and Freshman All-SEC after taking over as starting center in 2008
- Earned All-SEC first-team honors and was rated the nation's second-best center in the draft by The NFL Draft Report in 2011
- Second-team All-SEC honoree by the Associated Press, Phil Steele and the league's coaches for his senior season
- Named to Georgia's Team of the Decade
- Earned 2011 All-American first-team recognition from ESPN.com, Yahoo Sports and Rivals.com
- Served as a team captain and started all 14 games at center
- Earned All-SEC second-team honors from The NFL Draft Report as a junior
- Named All-SEC second-team by the league's coaches his sophomore season
- Member of the fall 2009 Georgia Athletic Director's Honor Roll
- Named Freshman All-American first-team by College Football News, adding second-team honors from The Sporting News and Phil Steele

HIGH SCHOOL:

- Attended Bibb County High School in Centreville, Ala., where he earned Super Prep All-Dixie Team, Prep Star All-Southeast Region and Alabama Sports Writers Association Class 5A first-team All-State honors as a senior
- Standout first baseman and pitcher on Bibb County's baseball team, where in 2007 he was selected to the Tuscaloosa News West Alabama Baseball All-Star squad
- Switched from jersey #61 to #60 prior to his senior season, to honor his father, Steve, a former collegiate star, who was killed in a helicopter crash when he was 10 years old

JONES' CAREER OFFENSIVE STATISTICS

Games/Starts: 2012: 16/10; 2013: 16/1. Total: 32/11

Postseason Games/Starts: 2012: 2/2. Total: 2/2



JOHNATHAN JOSEPH 24 CORNERBACK

Height: 5-11 | Weight: 188 | College: South Carolina |
Hometown: Rock Hill, S.C. | 9th NFL Season |
4th with Texans | Age: 30 | Acquired: UFA-'11 (CIN) |
2013 GP/GS: 15/15 | Career GP/GS (Playoffs): 111/102 (5/5) |
Teams: Cincinnati, 2006-10; Houston, 2011-14 |

TRANSACTIONS: Selected by Cincinnati Bengals in the first round (24th overall) of the 2006 NFL Draft...Signed with Bengals on July 29, 2006...Signed with Houston Texans as an unrestricted free agent on July 29, 2011...Placed on injured reserve on Dec. 24, 2013.

HONORS:

- Associated Press Second-Team All-Pro (2011)
- Two-time Pro Bowl selection (2012, 2013)
- Pro Football Weekly/PFWA All-NFL, All-AFC Team (2011)
- SI.com (Peter King) All-Pro Team (2011)

CAREER:

- Has played in 111 career games with 102 starts and has recorded 434 total tackles, including 367 solo
- Owns 23 career interceptions, three forced fumbles and three fumble recoveries
- Has recorded nine interceptions since signing with the Texans, the fourth-most in franchise history
- Since he entered the NFL in 2006, ranks third with 117 passes defended
- Scored five career touchdown returns (four interceptions and one fumble recovery)

2013 (Houston 15/15):

- Started all 15 games he played in and led the team with three interceptions and 16 passes defended to go along with 55 tackles
- Recorded one solo tackle and two passes defended at San Diego (9/9)
- Recorded seven solo tackles and one pass defended vs. Tennessee (9/15)
- Recorded three tackles (two solo), three passes defended and an interception, tying him for fifth-place all time in franchise history vs. Seattle (9/29)
- Added two more passes defended vs. Oakland (11/17)
- Totaled a season-high nine tackles (eight solo) and two passes defended vs. Jacksonville (11/24)
- Had three solo tackles and an interception returned 31 yards vs. New England (12/1)
- Tied a season high with nine tackles (nine solo) and returned an interception 32 yards at Indianapolis (12/15). The interception was the ninth in his career as a member of the Texans, the fourth-most in franchise history
- Recorded his 16th pass defended on the season before leaving the game with a foot injury, the most he's had as a member of the Texans vs. Denver (12/22)

Joseph's 2013 Season Statistics

Date	Opp	GP	GS	TotSolo	Asst	Sk	Yds	Int	Yds	Lg	TD	PD	FF	FR	Yds	TD
9/9	at SD	1	1	1	1	0	0.0	0	0	--	0	2	0	0	0	0
9/15	vs. TEN	1	1	7	7	0	0.0	0	0	--	0	1	0	0	0	0
9/22	at BAL	1	1	2	2	0	0.0	0	0	--	0	1	0	0	0	0
9/29	vs. SEA	1	1	3	2	1	0.0	1	1	1	0	3	0	0	0	0
10/6	at SF	1	1	2	2	0	0.0	0	0	--	0	0	0	0	0	0
10/13	vs. STL	1	1	1	0	1	0.0	0	0	--	0	0	0	0	0	0
10/20	at KC	1	1	3	2	1	0.0	0	0	--	0	0	0	0	0	0
11/3	vs. IND	1	1	4	4	0	0.0	0	0	--	0	2	0	0	0	0
11/10	at ARI	1	1	6	6	0	0.0	0	0	--	0	0	0	0	0	0
11/17	vs. OAK	1	1	4	4	0	0.0	0	0	--	0	2	0	0	0	0
11/24	vs. JAC	1	1	9	8	1	0.0	0	0	--	0	2	0	0	0	0
12/1	vs. NE	1	1	3	3	0	0.0	1	31	31	0	1	0	0	0	0
12/5	at JAC	1	1	1	1	0	0.0	0	0	--	0	0	0	0	0	0
12/15	at IND	1	1	9	9	0	0.0	1	32	32	0	1	0	0	0	0
12/22	vs. DEN	1	1	0	0	0	0.0	0	0	--	0	1	0	0	0	0
2013 Totals		15	15	55	51	4	0.0	3	64	32	0	16	0	0	0	0

Quarterback Hits (QBH): 1

Tackles for Loss (TFL): 1

2013 HIGHS

Tackles	9	Twice, last: at Indianapolis, 12/15/13
Passes Defended	3	Twice: vs. Tennessee, 9/15/13; vs. Denver, 12/22/13
Interceptions	1	3 times, last: at Indianapolis, 12/15/13 (Andrew Luck)
QBH	1	at Kansas City, 10/20/13
TFL	1	at Indianapolis, 12/15/13

2012 (Houston 14/14, 2/2):

- Finished the season with 66 tackles (59 solo) and two interceptions
- Made six tackles (four solo) and intercepted a pass and returned it 36 yards vs. Miami (9/9)
- Had five solo tackles at Jacksonville (9/16)
- Made six tackles (five solo) and led the defense with three passes broken up at Denver (9/23)
- Made four solo tackles and threw a key block that helped Danieal Manning return an interception 55 yards for a score vs. Tennessee (9/30)
- Registered five solo tackles at the New York Jets (10/8)
- Picked off a Joe Flacco pass and returned it 52 yards vs. Baltimore (10/21) for his first touchdown as a Texan
- Registered four tackles (four solo) and a pass defended vs. Buffalo (11/4)
- Collected a season-high seven tackles (six solo) at Chicago (11/11)

CAREER GAME HIGHS

Tackles	15	vs. Jacksonville, 11/2/08
Interceptions	2	vs. Buffalo, 11/21/10 (Ryan Fitzpatrick)
Passes Defended	5	vs. Baltimore, 11/8/09
Fumble Recoveries	1	three times, most recent: vs. Baltimore, 9/7/08
Forced Fumbles	1	three times, most recent: at Tennessee, 10/23/11
TFL	2	vs. Cleveland, 12/23/07
QBH	1	Twice, last at Kansas City, 10/20/13

CAREER SEASON HIGHS

Tackles	69	2009
Interceptions	6	2009
Passes Defended	20	2006, 2009
Forced Fumbles	1	2008, 2009, 2011
Fumble Recoveries	2	2006
TFL	2	2007, 2009, 2010, 2011
QBH	1	2006, 2013

JOSEPH'S CAREER DEFENSIVE STATISTICS

Year	Team	GP	GS	Tot	Solo	Asst	Sk	Yds	Int	Yds	Lg	TD	PD	QBH	TFL	FF	FR	Yds	TD
2006	Cin	16	9	58	46	12	0.0	0.0	0	0	0	0	20	1	0	0	2	7	0
2007	Cin	15	14	58	45	13	0.0	0.0	4	76	42	1	15	0	2	0	0	0	0
2008	Cin	8	7	42	31	11	0.0	0.0	1	22	22	0	13	0	1	1	1	65	1
2009	Cin	16	16	69	58	11	0.0	0.0	6	92	32	1	20	0	2	1	0	0	0
2010	Cin	12	12	42	37	5	0.0	0.0	3	38	21	1	8	0	2	0	0	0	0
2011	Hou^	15	15	44	40	4	0.0	0.0	4	29	29	0	15	0	2	1	0	0	0
2012	Hou^	14	14	66	59	7	0.0	0.0	2	52	52	1	10	0	0	0	0	0	0
2013	Hou^	15	15	55	51	4	0.0	0.0	3	64	32	0	16	1	1	0	0	0	0
Career		111	102	434	367	67	0.0	0.0	23	373	52	4	117	2	10	3	3	72	1

^ - Tackle statistics based on coaches' review

ADDITIONAL STATISTICS

Touchdowns (5): vs. New York Jets, 10/21/07 (42-yard INT return); at Baltimore, 9/7/08 (65-yard fumble return); vs. Pittsburgh, 9/27/09 (31-yard INT return); vs. Buffalo, 11/21/10 (21-yard INT return); vs. Baltimore, 10/21/12 (52-yard INT return).

Special Teams Tackles (5): 4, 2007; 1, 2009.

JOHNATHAN JOSEPH

- Notched two tackles and a pass defended vs. Jacksonville (11/19)
- Inactive at Detroit (11/22) and at Tennessee (12/2)
- Recorded nine tackles at New England (12/10)
- Made two tackles (one solo) vs. Indianapolis (12/16)
- Registered five tackles and a pass defended vs. Minnesota (12/23)
- Had two passes defended at Indianapolis (12/30)
- Intercepted his second career pass in postseason play when he picked off QB Andy Dalton and returned it 14 yards in the third quarter in the AFC Wild Card Playoff vs. Cincinnati (1/5/13)
- Had five tackles, including three solo tackles in AFC Divisional Playoff at New England (1/13/13)

2011 (Houston 15/15, 2/2):

- Finished with 44 tackles (40 solo) and tied for the team lead with four interceptions and a team-best 15 passes defended and two forced fumbles
- Started and made five tackles (four solo) and one tackle for loss in the season opener vs. Indianapolis (9/11)
- Intercepted a Chad Henne pass and returned it 5 yards to the 6-yard line setting up a second quarter touchdown at Miami (9/18)
- Recorded interceptions in consecutive games for the third time in his career when he picked off Drew Brees at New Orleans (9/25)
- Intercepted a second-quarter Joe Flacco pass with a return of 2 yards in addition to making seven tackles (five solo) at Baltimore (10/16)
- Was named the Defensive Player of the Game after forcing a fumble, making three solo tackles and breaking up two passes at Tennessee (10/23)
- Made four solo tackles and broke up a pass vs. Cleveland (11/6)
- Had two solo tackles and a hit on Kellen Winslow which forced the ball out where it was intercepted by Brian Cushing at Tampa Bay (11/13)
- Intercepted a second-quarter Blaine Gabbert pass and returned it 29 yards at Jacksonville (11/27)
- Inactive for the season finale vs. Tennessee (1/1/12)
- Recorded six solo tackles, including one for loss, while adding an interception and two passes defended in AFC Wild Card Playoff vs. Cincinnati (1/7/12)
- Recorded two solo tackles and three passes defended in AFC Divisional Playoff at Baltimore (1/15/12)

2010 (Cincinnati 12/12):

- Started 12 games and made 53 tackles
- Ranked second on team in passes defended (11) and interceptions (three)
- Registered four tackles at Cleveland (10/3)
- Intercepted Josh Freeman pass in second quarter and returned it 11 yards vs. Tampa Bay (10/11)
- Made five tackles and had a pass defended at Indianapolis (11/14), helping hold Peyton Manning to season-low 185 passing yards and no touchdowns
- Three tackles and two interceptions (one for a touchdown) vs. Buffalo (11/21), marking the first multi-interception game of his career

2009 (Cincinnati 16/16, 1/1):

- Intercepted Ben Roethlisberger pass and returned it 30 yards for a touchdown vs. Pittsburgh (9/27)
- Intercepted a Derek Anderson pass on the goal line and returned it 32 yards in third quarter at Cleveland (10/3)

- Intercepted a Joe Flacco pass at the goal line in first quarter and returned it 21 yards at Baltimore (10/11)
- Had his first forced fumble of the year when he stripped WR Devin Hester, with LB Dhani Jones recovering for Bengals vs. Chicago (10/25)
- Posted team season-high in passes defended (5) vs. Baltimore (11/8), including a third-quarter INT of Flacco on a deep pass
- Had a team-high four passes defended, with five tackles and a forced fumble in a win at Pittsburgh (11/15)
- Had four tackles at Oakland (11/22), plus a diving interception of Bruce Gradkowski in the fourth quarter
- Picked off a Philip Rivers pass at Bengals 19 in the second quarter and returned it seven yards at San Diego (12/20)
- Five tackles in Wild Card Playoff vs. New York Jets (1/9/10)

2008 (Cincinnati 8/7):

- Returned a Ray Rice fumble 65 yards, produced only Bengals touchdown vs. Baltimore (9/7)
- Tied for team lead in tackles (personal season-high 12), led in solo tackles (10) and led in passes defended (three) vs. Jacksonville (11/2)
- Had his first interception of the year, ending Philadelphia's final scoring threat of the first half when he picked off Donovan McNabb and returned it 22 yards (11/26)

2007 (Cincinnati 15/14):

- Went 42 yards for a touchdown with his first pro interception (off Chad Pennington), and the late fourth-quarter score provided eventual winning points vs. New York Jets (10/21)
- Snagged his second interception vs. Tennessee (11/25), outfighting Bo Scaife for a pass in the first quarter, with a four-yard return
- Intercepted a pass for the second straight game at Pittsburgh (12/2), picking off a Ben Roethlisberger pass at the Steelers 24 in the fourth quarter and returning it 7 yards
- Helped thwart a comeback bid by picking off a Derek Anderson pass at Bengals 5 in the fourth quarter, with 23-yard return vs. Cleveland (12/23)

2006 (Cincinnati 16/9):

- Blocked John Carney's PAT try after Saints' final touchdown in fourth quarter, the first Bengals' blocked PAT since '91 at New Orleans (11/19)
- Tied his season high with seven tackles and tied the team's season high with four passes defended vs. Baltimore (11/30)
- Recovered a fumble on the Raiders' first offensive play vs. Oakland (12/10)

COLLEGE:

- Played two seasons (2004-05) at South Carolina after playing in 2003 at Coffeyville (Kan.) Community College
- Entered NFL Draft after his junior season at South Carolina
- Played only 14 games at South Carolina, due to broken foot that limited him to two games in '04, but still was able to establish himself among the elite cornerbacks in the SEC
- Played in 12 games with 11 starts in '05, when he had four INTs (one for TD)

HIGH SCHOOL:

- Attended Northwestern High School in Rock Hill, S.C., where he was all-state in football and all-region in track

JOSEPH'S CAREER PLAYOFF DEFENSIVE STATISTICS

Date	Opp	GP	GS	Tot	Solo	Asst	Sk	Yds	Int	Yds	Lg	TD	PD	QBH	TFL	FF	FR	Yds	TD
*1/9/10	vs. NYJ (WC)	1	1	5	3	2	0.0	0.0	0	0	0	0	0	0	0	0	0	0	0
1/7/12	vs. Cin (WC)	1	1	6	6	0	0.0	0.0	1	-1	-1	0	2	0	1	0	0	0	0
1/15/12	at Bal (Div)	1	1	2	2	0	0.0	0.0	0	0	0	0	3	0	0	0	0	0	0
1/5/13	vs. Cin (WC)	1	1	5	5	0	0.0	0.0	1	14	14	0	2	0	0	0	0	0	0
1/13/13	at NE (Div)	1	1	5	3	2	0.0	0.0	0	0	0	0	0	0	0	0	0	0	0
Career		5	5	23	19	4	0.0	0.0	2	13	14	0	7	0	1	0	0	0	0
* - With Cincinnati																			



CASE KEENUM QUARTERBACK

Height: 6-1 | Weight: 205 | College: Houston |
Hometown: Abilene, Texas | 2nd NFL Season |
3rd with Texans | Age: 26 | Acquired: CFA-'12 |
2013 GP/GS: 8/8 | Career GP/GS (Playoffs): 8/8 (0/0) |
Teams: Houston, 2012-14 |

7

TRANSACTIONS: Signed with Houston Texans on May 14, 2012...Released by Texans on Aug. 31, 2012...Signed to the Texans practice squad on Sept. 1, 2012...Re-signed by Texans on Jan. 14, 2013.

CAREER:

- Started eight games and was 137-of-253 passing for 1,760 yards, nine touchdown passes and six interceptions in his first season on the active roster in 2013
- Originally signed as an undrafted free agent out of the University of Houston in 2012 and spent his entire rookie season on the Texans practice squad

2013 (Houston 8/8):

- Inactive the first six weeks of the season and for the final two games of the season
- Made his first career start and completed 15-of-25 passes for 271 yards and a touchdown, while also rushing three times for 10 yards at Kansas City (10/20)
- Threw for the most yards by a Texans QB in their first career start in team history and his 10.84 yards-per-attempt avg. was the third-highest in a single game in team history
- Completed 20-of-34 passes for 350 yards and three touchdowns vs. Indianapolis (11/3); all three of his touchdowns occurred in the first half, the fifth time that has happened in franchise history
- Completed 22-of-43 passes for 201 yards and three touchdowns at Arizona (11/10) and set a franchise record with 43 passing attempts in a game without an interception
- His 105 consecutive passes before throwing an interception vs. Oakland (11/17) was the third-longest streak of consecutive passes without an interception in franchise history
- Recorded the first rushing touchdown of his career on a 5-yard run vs. New England (12/1)
- Inactive in Weeks 16-17 due to a right thumb injury

2012 (Houston 0/0, 0/0):

- Spent the entire season on the Texans practice squad

COLLEGE:

- Finished his college career as the NCAA all-time leader in total passing yards (19,217) and passing touchdowns (155)
- Completed 1,546 passes in 2,229 attempts (69.4 percent) in five seasons as the Cougars' starting quarterback
- Was a two-time recipient of the Sammy Baugh Trophy (2009 and 2011), awarded annually to the nation's top college passer
- Is one of only two players in NCAA history to record multiple 5,000-yard passing seasons

- Set the all-time career passing touchdowns record by throwing for 9 touchdowns against Rice during his final season
- Received a medical redshirt from the NCAA after tearing his ACL in the third game of the 2010 season
- Led the Cougars to the top national ranking in total offense, scoring offense and passing yards per game
- Threw for a career-high 559 yards vs. Southern Miss in 2009

HIGH SCHOOL:

- Passed for 6,783 yards and 48 touchdowns at Wylie High School (Abilene, Texas) earning Second-Team All-State honors
- Posted a career record of 31-11 in 42 career starts
- Also lettered in basketball and track

Keenum's 2013 Passing Statistics

Date	Opp	GP	GS	Att	Cmp	Pct	Yds	Yd/A	TD	Int	Lg	Sack	Lost	Rate
10/20	at KC	1	1	25	15	60.0	271	10.8	1	0	42	5	50	110.6
11/3	vs. IND	1	1	34	20	58.8	350	10.3	3	0	62	1	10	123.4
11/10	at ARI	1	1	43	22	51.2	201	4.7	3	0	22	3	42	87.5
11/17	vs. OAK	1	1	24	13	54.2	170	7.1	1	1	42	2	21	73.3
11/24	vs. JAC	1	1	34	18	52.9	169	5.0	0	1	37	2	28	54.7
12/1	vs. NE	1	1	30	15	50.0	272	9.1	0	1	66	1	8	67.6
12/5	at JAC	1	1	29	16	55.2	159	5.5	1	1	27	1	6	68.0
12/15	at IND	1	1	34	18	52.9	168	4.9	0	2	39	4	36	42.3
2013 Totals		8	8	253	137	54.2	1,760	7.0	9	6	66	19	201	78.2

Fumbles/Lost: 6/2

Keenum's 2013 Rushing Statistics

Date	Opp	GP	GS	Rush	Yds	Avg	Lg	TD
10/20	at KC	1	1	3	10	3.3	9	0
11/3	vs. IND	1	1	3	26	8.7	22	0
11/10	at ARI	1	1	2	13	6.5	7	0
11/17	vs. OAK	1	1	0	0	0.0	0	0
11/24	vs. JAC	1	1	1	2	2.0	2	0
12/1	vs. NE	1	1	3	6	2.0	5t	1
12/5	at JAC	1	1	1	13	13.0	13	0
12/15	at IND	1	1	1	2	2.0	2	0
2013 Totals		8	8	14	72	5.1	22	1

2013 HIGHS

Yards Passing	350	vs. Indianapolis, 11/3/13 (20 completions)
Attempts Passing	43	at Arizona, 11/10/13 (22 completions)
Completions	22	at Arizona, 11/10/13 (43 attempts)
Touchdown Passes	3	Twice: vs. Indianapolis, 11/3/13; at Arizona, 11/10/13
Passer Rating	123.4	vs. Indianapolis, 11/3/13
Longest Pass	66	vs. New England (to DeAndre Hopkins), 12/1/13
Interceptions	2	at Indianapolis, 12/15/13
Yards Rushing	26	vs. Indianapolis (3 rushes), 11/3/13
Long Rush	22	vs. Indianapolis, 11/3/13
Touchdowns Rushing	1	vs. New England (5 yards), 12/1/13

CAREER GAME HIGHS

Yards Passing	350	vs. Indianapolis, 11/3/13 (20 completions)
Attempts Passing	43	at Arizona, 11/10/13 (22 completions)
Completions	22	at Arizona, 11/10/13 (43 attempts)
Touchdown Passes	3	Twice: vs. Indianapolis, 11/3/13; at Arizona, 11/10/13
Passer Rating	123.4	vs. Indianapolis, 11/3/13
Longest Pass	66	vs. New England (to DeAndre Hopkins), 12/1/13
Interceptions	2	at Indianapolis, 12/15/13
Yards Rushing	26	vs. Indianapolis (3 rushes), 11/3/13
Long Rush	22	vs. Indianapolis, 11/3/13
Touchdowns Rushing	1	vs. New England (5 yards), 12/1/13

CAREER SEASON HIGHS

Rushing yards	73	2013
Rushing attempts	21	2013
Receptions	6	2013
Receiving yards	76	2013
Scrimmage yards	149	2013 (73 rushing, 76 receiving)

KEENUM'S CAREER PASSING STATISTICS

Year	Team	GP	GS	Att	Cmp	Pct	Yds	Yd/A	TD	Int	Lg	Sack	Lost	Rate
2013	Hou	8	8	253	137	54.2	1,760	7.0	9	6	66	19	201	78.2
Career		8	8	253	137	54.2	1,760	7.0	9	6	66	19	201	78.2

KEENUM'S CAREER RUSHING STATISTICS

Year	Team	GP	GS	Rush	Yds	Avg	Lg	TD
2013	Hou	8	8	14	72	5.1	22	1
Career		8	8	14	72	5.1	22	1

ADDITIONAL STATISTICS

Fumbles/Lost: 6/2; 2013 - 6/2



SHILOH KEO

FREE SAFETY

Height: 5-11 | Weight: 208 | College: Idaho |
 Hometown: Everett, Wash. | 4th NFL Season |
 4th with Texans | Age: 26 | Acquired: D5a, 2011 (144th overall)
 | 2013 GP/GS: 16/11 | Career GP/GS (Playoffs): 42/11 (2/1) |
 Teams: Houston, 2011-14 |

31

TRANSACTIONS: Selected by Houston Texans in the fifth round (144th overall) in the 2011 NFL Draft...Signed by Texans on July 31, 2011...Released by Texans on Sept. 3, 2011...Signed by Texans to the practice squad on Sept. 4, 2011...Signed from practice squad to active roster by Texans on Oct. 19, 2011.

CAREER:

- Has played in 42 regular season games with 11 starts and made 68 tackles, two interceptions and seven passes defended to go along with 18 career special teams tackles
- Has played in all four postseason games in franchise history and has recorded three special teams tackles in those games
- Transitioned to full-time starter on defense in 2013 from special teams contributor his first two seasons
- Named a special teams captain in 2012

2013 (Houston 16/11):

- Played in 16 games with 11 starts and recorded a career-high 64 tackles (53 solo) with an interception and six passes defended
- Made his first career regular season start at free safety and recorded four tackles (three solo) and a pass defended at San Diego (9/9) in Week 1; also picked up a first down on an 8-yard run on a fake punt
- Started and recorded four tackles (three solo) vs. Tennessee (9/15) in Week 2
- Recorded four solo tackles, one pass defended and an interception returned for 4 yards at Kansas City (10/20) in Week 7
- Started and recorded a career-high seven tackles (six solo) vs. Indianapolis (11/3) in Week 9
- Tied his career high of seven tackles (five solo) vs. Jacksonville (11/24) in Week 12
- Recorded a career-high two passes defended vs. Denver (12/22) in Week 16

Keo's 2013 Season Statistics

Date	Opp	GP	GS	TotSolo	Asst	Sk	Yds	Int	Yds	Lg	TD	PD	FF	FR	Yds	TD
9/9	at SD	1	1	4	3	1	0.0	0	0	0	--	0	1	0	0	0
9/15	vs. TEN	1	1	4	3	1	0.0	0	0	0	--	0	0	0	0	0
9/22	at BAL	1	0	2	2	0	0.0	0	0	0	--	0	0	0	0	0
9/29	vs. SEA	1	0	0	0	0	0.0	0	0	0	--	0	0	0	0	0
10/6	at SF	1	0	1	0	1	0.0	0	0	0	--	0	0	0	0	0
10/13	vs. STL	1	0	3	3	0	0.0	0	0	0	--	0	0	0	0	0
10/20	at KC	1	0	4	4	0	0.0	0	1	4	4	0	1	0	0	0
11/3	vs. IND	1	1	7	6	1	0.0	0	0	0	--	0	0	0	0	0
11/10	at ARI	1	1	6	6	0	0.0	0	0	0	--	0	0	0	0	0
11/17	vs. OAK	1	1	5	4	1	0.0	0	0	0	--	0	0	0	0	0
11/24	vs. JAC	1	1	7	5	2	0.0	0	0	0	--	0	0	0	0	0
12/1	vs. NE	1	1	5	5	0	0.0	0	0	0	--	0	0	0	0	0
12/5	at JAC	1	1	3	2	1	0.0	0	0	0	--	0	0	0	0	0
12/15	at IND	1	1	5	4	1	0.0	0	0	0	--	0	1	0	0	0
12/22	vs. DEN	1	1	5	4	1	0.0	0	0	0	--	0	2	0	0	0
12/29	at TEN	1	1	3	2	1	0.0	0	0	0	--	0	1	0	0	0
2013 Totals		16	11	64	53	11	0.0	0	1	4	4	0	6	0	0	0

Rushing: 1 attempt for 8 yards (fake punt vs. San Diego, 9/9/13)

Special Teams Tackles: 3

Keo's 2013 Season Return Statistics

Date	Opp	KR	Yds	Avg	Lg	TD	PR	FC	Yds	Avg	Lg	TD
10/6	at SF	0	0	0.0	0	0	1	0	9	9.0	9	0
10/13	STL	0	0	0.0	0	0	2	0	6	3.0	4	0
2013 Totals		0	0	0.0	0	0	3	0	15	5.0	9	0

2013 HIGHS

Tackles	7	twice, last: vs. Jacksonville, 11/24/13
Interceptions	1	at Kansas City, 10/20/13 (Alex Smith)
Passes Defended	2	vs. Denver, 12/22/13
Yards Rushing	8	at San Diego, 9/9/13 (fake punt)
Punt Return Yards	9	at San Francisco, 10/6/13 (1 return)

CAREER GAME HIGHS

Tackles	7	twice, last: vs. Jacksonville, 11/24/13
Interceptions	1	twice, last: at Kansas City, 10/20/13 (Alex Smith)
Passes Defended	2	vs. Denver, 12/22/13
Punt Return Yards	11	vs. Tennessee, 1/1/12 (1 return)

CAREER SEASON HIGHS

Tackles	64	2013
Interceptions	1	2012 and 2013
Passes Defended	6	2013
Punt Return Yards	11	2011

KEO'S CAREER DEFENSIVE STATISTICS

Year	Team	GP	GS	Tot	Solo	Asst	Sk	Yds	Int	Yds	Lg	TD	PD	QBH	TFL	FF	FR	Yds	TD
2011	Hou [^]	10	0	0	0	0	0.0	0.0	0	0	0	0	0	0	0	0	0	0	0
2012	Hou [^]	16	0	4	2	2	0.0	0.0	1	1	1	0	1	0	0	0	0	0	0
2013	Hou [^]	16	11	64	53	11	0.0	0.0	1	4	4	0	6	0	0	0	0	0	0
Career		42	11	68	55	13	0.0	0.0	2	5	4	0	7	0	0	0	0	0	0

[^] - Tackle statistics based on coaches' review

KEO'S CAREER RETURN STATISTICS

KICKOFF RETURNS										PUNT RETURNS		
Year	Team	KR	Yds	Avg	Lg	TD	PR	FC	Yds	Avg	Lg	TD
2011	Hou	0	0	0.0	0	0	1	1	11	11.0	11	0
2012	Hou	1	0	0.0	0	0	0	0	0	0.0	0	0
2013	Hou	0	0	0.0	0	0	3	0	15	5.0	9	0
Career		1	0	0.0	0	0	4	1	26	6.5	11	0

ADDITIONAL STATISTICS

Special Teams Tackles (18): 2011 - 4; 2012 - 11; 2013- 3.

Yards Rushing (8): 2013 - 1 carry for 8 yards on a fake punt (at San Diego, 9/9/13)

SHILOH KEO

2012 (Houston 16/0, 2/1):

- Named a special teams captain by his teammates midway through the season
- Saw action on special teams in the first nine games
- Made a special teams tackle at Denver (9/23)
- Assisted on two tackles vs. Green Bay (10/14)
- Made a tackle on special teams vs. Baltimore (10/21)
- Named Special Teams Player of the Game after recording two special teams tackles vs. Buffalo (11/4)
- Made two special teams tackles at Chicago (11/11)
- Assisted on two special teams tackles vs. Jacksonville (11/18)
- Made a tackle on special teams at Tennessee (12/2)
- Recorded his first career interception in the fourth quarter at New England (12/10)
- Registered one tackle vs. Indianapolis (12/16)
- Had one tackle vs. Minnesota (12/23)
- Notched four tackles (two solo) in the AFC Wild Card Playoff vs. Cincinnati (1/5/13)
- Made his first career NFL start with four tackles in AFC Divisional Playoff at New England (1/13/13)

2011 (Houston 10/0, 2/0):

- Signed to the active roster from the practice squad (10/19)
- Made his NFL debut on special teams while also appearing at safety at Tennessee (10/23)
- Was named the Special Teams Player of the Game after making two special teams tackles at Jacksonville (11/27)
- Saw his first career action as a punt returner and finished the game with one return for 11 yards vs. Tennessee (1/1/12)
- Made one special teams tackle in his postseason debut in AFC Wild Card Playoff vs. Cincinnati (1/7/12)

COLLEGE:

- Started 50-of-55 games at strong safety and recorded 358 tackles (237 solo), one sack, 20 stops for loss totaling 67 yards, 168 yards on 11 interceptions, 20 pass breakups, three forced fumbles and six recoveries
- Averaged 11.0 yards on 53 punt returns and 20.3 yards on eight kickoff returns
- Also rushed three times for 98 yards
- Idaho career punt return yard leader (585) and single-season punt return yards (319 in 2007)
- Set a school record after returning a punt 100 yards for a touchdown vs. Northern Illinois and one of just 11 players in Idaho history with more than 300 career tackles
- All-Western Athletic Conference second-team selection in 2010, won Jim Thorpe Award (top college defensive back) and recipient of Idaho's John Friesz Most Valuable Player Award
- Started 12-of-13 games in 2010 and finished fifth among Vandals defenders with 61 tackles (40 solos), including one sack, 6.5 stops for loss, one forced fumble, two fumble recoveries and tied for seventh in the conference in interceptions (0.23 per game), gaining 63 yards on three interceptions

PERSONAL:

- Rushed for 2,946 yards and 37 touchdowns in two seasons at Archbishop Murphy (Everett, Wash.)
- Had eight receptions for 162 yards (20.3 avg) and a score and completed 7-of-13 pass attempts for 184 yards and four touchdowns
- Named the Cascade Conference Defensive Player of the Year and 2A All-State at defensive back by the Associated Press, and All-Conference selection at running back as a senior
- Led the Archbishop Murphy to a 14-1 overall record in his final season, gaining 1,675 yards with 22 touchdowns

KEO'S CAREER PLAYOFF DEFENSIVE STATISTICS

Year	Team	GP	GS	Tot	Solo	Asst	Sk	Yds	Int	Yds	Lg	TD	PD	QBH	TFL	FF	FR	Yds	TD
1/7/12	vs. Cin (WC)	1	0	0	0	0	0.0	0.0	0	0	0	0	0	0	0	0	0	0	0
1/15/12	at Bal (Div)	1	0	0	0	0	0.0	0.0	0	0	0	0	0	0	0	0	0	0	0
1/5/13	vs. Cin (WC)	1	0	4	2	2	0.0	0.0	0	0	0	0	0	0	0	0	0	0	0
1/13/13	at NE (Div)	1	1	4	1	3	0.0	0.0	0	0	0	0	0	0	0	0	0	0	0
Career		4	1	8	3	5	0.0	0.0	0	0	0	0	0	0	0	0	0	0	0



ALEX KUPPER

GUARD

62

Height: 6-3 | Weight: 299 | College: Louisville |
 Hometown: Louisville, Ky. | 1st NFL Season |
 2nd with Texans | Age: 24 | Acquired: CFA-'13 | 2013
 GP/2013 GS: 0/0 | Career GP/GS (Playoffs): 0/0 (0/0) |
 Teams: Houston, 2013-14 |

TRANSACTIONS: Signed by the Houston Texans on May 10, 2013...Released by Texans on Aug. 31, 2013...Re-signed by Texans to the practice squad on Sept. 2, 2013...Signed by Texans to the active roster on Nov. 27, 2013

2013 (Houston 0/0):

- Signed to the active roster from the practice squad on Nov. 27
- Inactive in Weeks 13-17

COLLEGE:

- Started at left tackle, left guard and center during his career at Louisville
- Former walk-on who earned a scholarship and started his final two seasons
- Started all 13 games and earned second team All-Big East recognition as a senior, making one start at left guard and 12 starts at left tackle
- Started the first three games at center before moving to left tackle for the final 10 games of his junior season
- Saw action in eight games as a sophomore and earned his first career start at center against Arkansas State
- Redshirted as a true freshman and did not play in any games as a freshman
- Majored in biology

HIGH SCHOOL:

- Played for Bob Beatty at Trinity (Ky.) High School and earned All-State accolades as a senior
- Played in the Kentucky-Tennessee All-Star game
- Helped guide Trinity to three state championships
- Son of Vicki and Don Kupper

KUPPER'S CAREER OFFENSIVE STATISTICS

Games/Starts: 2013: 0/0 Total: 0/0



SHANE LECHLER

PUNTER

Height: 6-2 | Weight: 237 | College: Texas A&M |
Hometown: East Bernard, Texas | 15th NFL Season |
2nd with Texans | Age: 37 | Acquired: UFA-'13 (OAK) |
2013 GP: 16 | Career GP (Playoffs): 222 (7) |
Teams: Oakland, 2000-12; Houston, 2013-14 |

9

TRANSACTIONS: Selected by Oakland Raiders in the fifth round (142nd overall) of the 2000 NFL Draft...Signed by Raiders on July 25, 2000...Re-signed by Raiders as exclusive-rights free agent, July 26, 2002...Signed new contract, Dec. 27, 2002...Signed new contract, Feb. 28, 2005...Signed new contract, Feb. 19, 2009...Signed by Houston Texans as an unrestricted free agent on March 23, 2013.

HONORS:

- Six-time Associated Press All-Pro (2000, 2003-04, 2008-10)
- Seven-time Pro Bowl selection (2001, 2004, 2007-11)
- Associated Press Second-Team All-Pro (2001)
- USA Football All-Fundamental Team (2011)
- PFW/PFWA Golden Toe Award (2009)

CAREER:

- Owns the best gross punting average in NFL history, 47.6
- Fastest player in NFL history to reach 50,000 yards punting (1,051 punts) and is just one of six players with 50,000-plus yards punting
- Ranks fourth all-time in yards punting (52,404), sixth in punts inside the 20 (356), ninth in net average (38.9) and 13th in punts (1,102)
- Seven-time Pro Bowler (2001, 2004, 2007-11)
- Six-time All-Pro (2000, 2003-04, 2008-10)
- Led the NFL in gross average four times (2003-04, 2007, 2009)
- Led the NFL in net average four times (2000, 2007-09)
- Played in 206 games for Oakland from 2000-12, punting 1,014 times for 48,215 yards with 322 punts inside opponents' 20-yard line
- Holds the top five single-season punting averages in Oakland history, including a career-best 51.1 in 2009, and two of the top four single-season punting averages in NFL history: 51.1 (2009, second) and 50.8 (2011, fourth)
- Tied for sixth in Raiders' history with 206 games played
- Set an Oakland franchise record with an 80-yard punt against Chicago (11/27/11)
- Had at least one punt of 50 yards or more in 33 consecutive games from 2003-05, the longest such streak by any player since the AFL/NFL merger in 1970
- Has allowed only three touchdowns on punts in lifetime, at any level, two came in consecutive weeks late in 2007 season and one occurred on 9/22/13
- Has experienced just four blocked punts, and only one since 2006
- Has played in 190 consecutive games, tops among active punters
- Set NCAA record for career punting average (44.7) at Texas A&M

Lechler's 2013 Season Statistics

Date	Opp	GP	No	Blk	Yds	Avg	Lg	TB	In20	Net Avg
9/9	at SD	1	3	0	135	45.0	58	0	3	43.3
9/15	vs. TEN	1	7	0	338	48.3	61	1	5	42.9
9/22	at BAL	1	5	0	252	50.4	59	0	3	31.8
9/29	vs. SEA	1	7	0	317	45.3	61	1	2	33.9
10/6	at SF	1	3	0	151	50.3	60	0	1	41.0
10/13	vs. STL	1	2	0	78	39.0	44	1	0	39.0
10/20	at KC	1	5	0	249	49.8	58	0	3	43.4
11/3	vs. IND	1	4	0	164	41.0	57	0	1	32.5
11/10	at ARI	1	7	0	412	58.9	65	0	2	48.3
11/17	vs. OAK	1	9	0	442	49.1	60	2	2	41.3
11/24	vs. JAC	1	7	0	314	44.9	53	0	1	42.9
12/1	vs. NE	1	3	0	134	44.7	55	0	1	41.0
12/5	at JAC	1	5	0	219	43.8	59	0	2	38.8
12/15	at IND	1	8	0	396	49.5	56	2	3	36.1
12/22	vs. DEN	1	8	0	359	44.9	57	0	2	42.3
12/29	at TEN	1	5	0	229	45.8	53	0	3	42.2
2013 Totals		16	88	0	4,189	47.6	65	7	34	40.0

Special Teams Tackles: 2

Kickoffs-Touchbacks: 1-0

2013 HIGHS

Punts	9	vs. Oakland, 11/17/13
Punt Yards	442	vs. Oakland (9 punts), 11/17/13
Punts Inside 20	5	vs. Tennessee, 9/15/13
Long Punt	65	at Arizona, 11/10/13
Average	58.9	at Arizona (7 punts), 11/10/13
Net Average	48.3	at Arizona (7 punts), 11/10/13

2013 (Houston 16/0):

- Finished the season with a franchise-record 47.6 gross punting average and a career-best 34 inside the 20
- Made his Texans debut and had three punts for 135 yards (45.0 avg.), including three inside the 20-yard line at San Diego (9/9)
- Had seven punts for 338 yards (48.3 avg.), including tying a career-high five inside the 20-yard line vs. Tennessee (9/15)
- Had five punts for 252 yards (50.4 avg.), including three inside the 20-yard line at Baltimore (9/22)
- Had five punts for 249 yards (49.8 avg.) at Kansas City (10/20)
- Had seven punts for 412 yards (58.9 avg.), good for the seventh-highest single-game average in NFL history and highest single-game average in franchise history at Arizona (11/10). Also, booted a season-long 65-yarder in the game
- Moved into fifth place on the all-time yards punting list in the game against Oakland (11/17)

LECHLER'S CAREER PUNTING STATISTICS

Year	Team	G	No	Blk	Yds	Avg	Lg	TB	In20	Net Avg
2000	Oak	16	65	1	2,984	45.9	69	10	24	38.0
2001	Oak	16	73	1	3,375	46.2	65	12	23	35.6
2002	Oak	14	53	0	2,251	42.5	70	12	18	32.7
2003	Oak	16	96	0	4,503	46.9	73	13	27	37.2
2004	Oak	16	73	0	3,409	46.7	67	14	22	37.2
2005	Oak	16	82	0	3,744	45.7	64	9	26	37.9
2006	Oak	16	77	1	3,660	47.5	67	19	19	36.4
2007	Oak	16	73	0	3,585	49.1	70	7	25	41.1
2008	Oak	16	90	0	4,391	48.8	70	13	33	41.2
2009	Oak	16	96	0	4,909	51.1	70	12	30	43.9
2010	Oak	16	77	0	3,618	47.0	68	4	27	40.8
2011	Oak	16	78	0	3,960	50.8	80	9	27	40.9
2012	Oak	16	81	1	3,826	47.2	68	9	21	39.0
2013	Hou	16	88	0	4,189	47.6	65	7	34	40.0
Career		222	1,102	4	52,404	47.6	80	150	356	38.9

CAREER GAME HIGHS

Punts	11	twice, last vs. Kansas City, 11/15/09
Punt Yards	556	vs. Carolina, 11/9/08 (11 punts)
Punts Inside 20	5	4 times, last vs. Tennessee, 9/15/13
Long Punt	80	vs. Chicago, 11/27/11
Average (min. 3 punts)	59.0	at Denver, 12/24/05 (5 punts)
Net Average	52.2	vs. New York Jets, 10/25/09
(min. 3 punts)		(5 punts)

CAREER SEASON HIGHS

Punts	96	2003 and 2009
Punt Yards	4,909	2009 (96 punts)
Punts Inside 20	34	2013 (88 punts)
Average	51.1	2009
Net Average	43.9	2009

ADDITIONAL STATISTICS

PATs Made-Attempted (7-7): All 7 vs. Kansas City, 11/5/00

FGs Made-Attempted (0-1): vs. Kansas City, 11/5/00 (33 yards)

Kickoffs-Touchbacks (17-1): 2000 - 9-1; 2005 - 3-0; 2006 - 1-0; 2007 - 1-0; 2008 - 1-0; 2009 - 1-0; 2013 - 1-0.

Special Teams Tackles (17): 2001 - 2; 2002 - 3; 2003 - 2; 2006 - 2; 2007 - 1; 2008 - 1; 2010 - 1; 2011 - 1; 2012 - 1; 2013 - 2.

Passing (2-4-39-0): 2011 - 1-3-35-0, 35-yard TD pass to Kevin Boss vs. Cleveland, 10/16/11; 2012 - 1-1-4-0.

Rushing (6-0): 2001 - 1-2; 2005 - 1-2; 2007 - 1-(-4); 2008 - 1-0; 2012 - 2-0.

Fumbles-Lost (2-1): 2001 - 1-0; 2008 - 1-1.

SHANE LECHLER

- Moved into fourth place on the all-time yards punting list in the game vs. Denver (12/22)
- Recorded three punts inside the 20-yard line to set a career high of 34 in a season at Tennessee (12/29)

2012 (Oakland 16/0):

- Averaged 47.2 gross yards and 39.0 net yards on 81 punts, including 21 inside the 20
- Averaged 54.7 yards (45.6 net) on nine punts in Weeks 9-10, with two inside the 20 and no touchbacks; for just the second time in his distinguished career, averaged at least 54.5 gross yards in consecutive games, and the first instance (Dec. 24, 2011, to Jan. 1, 2012) included a game in which he punted just once
- Opened training camp on the Active/Non-Football Injury List, rehabilitating from July 30 arthroscopic surgery (Dr. Warren King, Fremont Surgery Center) on his left (non-punting) knee, correcting normal wear and tear, aggravated by weightlifting
- Began punting again Aug. 18, after passing his physical
- Voted a 2012 captain by his teammates Sept. 3
- Saw Chargers deflect his first blocked punt in six years (9/10)
- Despite a deflection of his second-quarter punt, which traveled only 2 yards, still averaged 49.4 gross and 43.4 net, on his seven total punts against Denver (9/30)
- Calmly made one of the most important plays of a 26-23 overtime win against Jacksonville (10/21), securing a slightly offline snap in time to place the ball for Sebastian Janikowski's game-tying extra point with less than three minutes left in the fourth quarter
- Threw his fourth career pass, a completion to Taiwan Jones on a second-quarter fake punt vs. Tampa Bay (11/4);
- Turned in one of finest days of an impressive career, averaging 54.8 (gross) and 47.6 (net), including a 60-yarder, and a 53-yarder downed at the 2 early in the second quarter at Baltimore (11/11)
- Averaged 42.0 net yards on six punts, and posted a season high by pinning an opponent inside its own 20 three times at Cincinnati (11/25)
- Posted the 1,000th punt of his career vs. Kansas City (12/16)
- Averaged a stellar 43.8 yards on five punts and placed four inside the opponents' 20 for the 14th time in his career against Carolina (12/23); posted a 41.0 net average

2011 (Oakland 16/0):

- Named to AFC Pro Bowl squad for fifth straight season
- Punted 78 times for 3,960 yards and ranked second in the NFL in gross average (50.8) and fifth in the NFL in net average (40.9)...his gross average ranks as the fourth-highest in NFL history
- Attempted the first three passes of career, including first career touchdown, on a fake field goal in Week 6 against Cleveland
- Placed 27 punts inside the 20-yard line
- Tied a then-franchise record with a 77-yard punt and averaged a season-high 58.2 yards per attempt at Denver (9/12)
- Completed first career pass, connecting with TE Kevin Boss for a 35-yard touchdown on a fake FG in 24-17 win vs. Cleveland (10/16)
- Broke own franchise record with an 80-yard punt vs. Chicago (11/27)...Limited Devin Hester to two returns for 7 yards and pinned Bears inside 20 on three occasions in 25-20 win
- Had a 71-yard punt at Green Bay (12/11)
- Had a 76-yard punt that ranked as the fourth-longest in Oakland franchise history at Kansas City (12/24)

2010 (Oakland 16/0):

- Named to fourth straight Pro Bowl and tabbed for first-team All-Pro honors by Associated Press
- Punted 77 times for 3,618 yards and ranked second in the NFL in both gross (47.9) and net (40.8) average
- Placed 27 punts inside the 20
- Averaged a season-high 54.8 yards per punt, including a season-long 68-yarder at Tennessee (9/12)
- Placed a season-high four punts inside the 20 vs. Houston (10/3)

2009 (Oakland 16/0):

- Named to third straight Pro Bowl after leading NFL in gross (51.1) and net (43.9) average
- Recipient of the PFW/PFWA Golden Toe Award, presented to the NFL's top punter or kicker
- Tied a career high with 96 punts, for a career-best 4,909 yards
- Placed 30 punts spotted inside the 20-yard line and registered a punt of 50-or-more yards in all 16 games
- Posted 12 punts of 60-or-more yards
- Had a season-long 70-yard punt at Kansas City (9/20)
- Had eight punts for 427 yards (53.4 gross average) including three inside the 20 at Houston (10/4)
- Tied career highs with 11 punts and five inside the 20 vs. Kansas City (11/15)
- Set a season high with a 54.8 gross average, with a long of 69 at Dallas (11/26)

2008 (Oakland 16/0):

- Named to his fourth Pro Bowl after leading the NFL in net average (41.2) and ranking second in gross average (48.8)
- Punted 90 times for 4,391 yards and had a career-high 33 punts inside the 20
- Registered a punt of 50 or more yards in all 16 games and posted 14 punts of 60 or more yards
- Registered a season-long 70-yard punt vs. San Diego (9/28)
- Tied a career high with five punts inside the 20 vs. New York Jets (10/19)
- Boomed four punts for 50 yards or longer, with a long of 64 vs. Atlanta (11/2)
- Set career highs with 11 punts and 556 yards vs. Carolina (11/9), eclipsing his previous best of 10, as a rookie
- Registered a season-best 58.7 gross average at Denver (11/23)

2007 (Oakland 16/0):

- Earned his third Pro Bowl selection after leading the NFL in both gross (49.1) and net (41.1) average
- Registered a punt of 49 yards or more in all 16 games and had just seven touchbacks, the fewest in his career
- Punted 52 yards to pin Detroit at its 1-yard line in first quarter (9/9)
- Twice pinned the Broncos inside their 10-yard line, one of which led to a Raiders sack in the end zone for a safety at Denver (9/16)
- Had a 69-yard punt in the first quarter and downed the Browns inside their 10 with just over a minute remaining in 26-24 win vs. Cleveland (9/23)
- Punted nine times and helped limit Devin Hester to just 2.3 yards per return, while making one special-teams tackle vs. Chicago (11/11)
- For first time in life at any level, allowed a touchdown return, when Will Blackmon scored on a 57-yard runback in second quarter at Green Bay (12/9)

2006 (Oakland 16/0):

- Played in 16 games and punted 77 times for 3,660 yards, setting a then-club record with a 47.5-yard gross average
- Key in 20-13 win against defending Super Bowl champions, limiting Santonio Holmes to just two returns on seven punts, including three fair catches, two inside the Steelers' 15 vs. Pittsburgh (10/29)
- Punted a season-high 10 times at Seattle (11/6)

2005 (Oakland 16/0):

- Played in all 16 games and punted 82 times for 3,744 yards (45.7 avg.)
- Extended his streak of consecutive games with a punt of 50 yards or more to 33, eclipsing the previous best, a 30-game stretch by Seattle's Rick Tuten from 1993-95, as the longest since the 1970 merger
- Launched 34 punts of 50 yards or more and had two travel at least 60
- Had his best season in terms of placement, downing a career-high 26 punts inside the opponent's 20
- His 45.7 gross average ranked second in the NFL, just 0.003 yards behind Buffalo's Brian Moorman
- Also rushed once for 2 yards
- Recorded an AFC single-game season best gross average of 51.0 yards vs. Kansas City (9/18)

LECHLER'S CAREER PLAYOFF DEFENSIVE STATISTICS

Date	Team	GP	No	Blk	Yds	Avg	Lg	TB	In20	Net Avg
1/6/01	*vs. MIA (Div)	1	5	0	234	46.8	54	0	1	31.6
1/14/01	*vs. BAL (Conf)	1	7	0	315	45.0	64	0	4	36.7
1/12/02	*vs. NYJ (WC)	1	2	0	89	44.5	49	2	0	24.5
1/19/02	*at NE (Div)	1	9	0	352	39.1	51	2	1	29.2
1/12/03	*vs. NYJ (Div)	1	3	0	108	36.0	39	0	2	36.0
1/19/03	*vs. TEN (Conf)	1	3	0	120	40.0	46	0	1	36.3
1/26/03	*at TB (SB)	1	5	0	195	39.0	53	0	2	34.0
Career		7	34	0	1413	41.6	64	4	11	32.8

* - With Oakland

SHANE LECHLER

- With a long of 49, snapped his streak of consecutive games with a punt of 50-plus at 33 at New York Jets (12/11)
- Recorded longest punt of season with 64-yarder in second quarter at Denver (12/24)
- Punted a season-high nine times; also placed a season-high four punts inside 20 vs. New York Giants (12/31)

2004 (Oakland 16/0):

- Named to the Pro Bowl for the second time after leading the NFL in gross average for second straight year (46.7)
- Had a punt travel at least 50 yards in every game, booming 29 such punts overall, and had 10 of more than 60 yards
- Had 22 punts downed inside 20
- Punted four times for 222 yards (55.5) including punts of 61 and 64 yards at Indianapolis (10/10)
- Averaged a season-high 55.7 yards on three punts for 167 yards and boomed his seventh punt of 60-plus yards with a season-long 67-yarder in the fourth quarter at Carolina (11/7)...Also launched a 56-yarder that landed at the Carolina 1 before Oakland downed it at the 3
- Boomed 67-yarder from the Raiders' 19 to the Atlanta 14 (12/12)...Landed two of his four punts inside the Falcons' 20, one downed at the 10...
- Had two punts downed inside the 20, one that pinned Titans at their 13-yard line with 25 seconds remaining in the game to set up a game-clinching safety vs. Tennessee (12/19)

2003 (Oakland 16/0):

- Named to the Associated Press All-Pro team
- Led NFL with a career-high 4,503 punting yards and posted career highs in attempts (96 – tied in 2009) and punts downed inside the 20 (27 – surpassed in 2008)
- Boomed eight punts of more than 60 yards and two of more than 70
- Averaged more than 50 yards per punt in six games
- His 96 punts tied Ray Guy (1981) for second highest total in Raiders history, behind Leo Araguz (98 in 1998)

2002 (Oakland 14/0, 3/0):

- Helped AFC champion Raiders to Super Bowl with 53 punts for 2,251 yards (42.5), ranking fourth in the AFC and eighth in the NFL
- Placed 18 inside the 20, with only 12 touchbacks
- Inactive for first two games of the season due to quad injury
- Returned from quad injury to make regular-season debut and punted three times for 134 yards (44.7 average) vs. Tennessee (9/29)
- Punted five times for 250 yards (50.0) with a season-long 70-yarder at Buffalo (10/6)
- Placed all three punts inside the 20, a season high vs. New England (11/17)
- Tied a season-high with three punts inside the 20 at Miami (12/15)
- Placed two punts inside the 20 in AFC Divisional game vs. New York Jets (1/12/03)
- Pinned Titans inside 20 on one occasion in AFC championship vs. Tennessee (1/19/03)
- Punted five times for 195 yards (39.0) with a long of 53 yards and two punts placed inside the 20 in Super Bowl XXXVII vs. Tampa Bay (1/26/03)

2001 (Oakland 16/0, 2/0):

- Named to his first Pro Bowl following a spectacular season in which he punted 73 times for 3,375 yards, a 46.2-yard gross average that ranked first in the AFC and second in the NFL
- Pinned opponents inside the 20 on nearly one of every three punts (23-of-73)
- Tied for second in the AFC and third in the NFL with 21 punts of more than 50 yards, and led conference and ranked third in league with eight of better than 60 yards
- Named second-team AP All-Pro, Pro Football Weekly All-AFC, first-team Football Digest All-Pro, and second-team College and Pro Football News Weekly All-Pro
- Hit a season-high 65-yarder at Kansas City (9/9)
- Set season highs with seven punts for 345 yards (49.3 average) at Miami (9/23)
- Averaged a season-high 52.4 yards per attempt at Indianapolis (10/14)
- Placed four punts inside the 20 at Philadelphia (10/28)
- Placed two punts inside the 20 vs. San Diego (11/18)
- Punted twice in AFC Wild Card game vs. New York Jets (1/12/02) for 89 yards and had a long punt of 49 yards
- Saw action in snowy AFC Divisional game at New England (1/19/02) and tied Ray Guy for most punts in a Raiders playoff contest, with nine, for 352 yards (39.1 average)... Had a long punt of 51 yards
- In the Pro Bowl (2/2/03), broke the game's record on two occasions with 70- and 73-yard punts, eclipsing the previous mark, 64 yards (Tom Wittum, 1974, and Darren Bennett, 1996)

2000 (Oakland 16/0, 2/0):

- Had a record-breaking rookie season by punting 65 times for 2,984 yards
- Selected first-team All-Pro by the AP, College & Pro Football Newsweekly, The Sporting News and USA Today
- Picked up second-team honors from Football Digest, and garnered all-rookie team accolades from Football News and Pro Football Weekly

- Averaged 45.91 yards, the second-best punting average by a rookie in NFL history (Frank Sinkwich with Detroit in 1943 averaged 45.92)
- That gross average ranked second in the NFL and broke Ray Guy's 1973 Oakland franchise record of 45.3
- Led NFL in net average (38.0), and tied for second in NFL with 45.9 gross mark, and had 24 inside the 20
- Recorded five punts of 60 or longer, and 19 of 50 or longer and also filled in as a placekicker
- Made NFL debut and amassed 10 punts for 424 yards (42.4) with a season-high five downed inside the 20 vs. San Diego (9/3)
- Launched a season-high 69-yard punt vs. Cleveland (9/24)
- Tied a season high with a 69-yarder vs. Seattle (10/22)
- Served as kicker in place of an injured Sebastian Janikowski, kicking off eight times with one touchback vs. Kansas City (11/5)...Connected on all seven PATs and missed his lone FG attempt, a 33-yarder...(11/19) at NO: Registered a season-high 54.8-yard average to earn AFC Special Teams Player of the Week
- Named AFC Special Teams Player of the Week for a second time, punting seven times for 311 yards (44.4) and placing four inside the 20 vs. New York Jets (12/10)
- Punted five times for 234 yards (46.8) with a long of 54 in AFC Divisional playoff vs. Miami (1/6/01)
- Punted seven times for 315 yards (45.0) in AFC Championship vs. Baltimore (1/14/01), placing four inside 20, with long of 64

COLLEGE:

- Finished college career at Texas A&M as NCAA career record holder in gross average (44.7) and game with a gross average of at least 40.0 yards (37)
- A two-time All-American and a three-time first-team All-Big 12 selection, finished his career with 268 punts for 11,977 yards
- Set school and Big 12 records in career punts, yardage, career gross (44.7) and net average (40.6), career 40- (37) and 50-yard (10) game averages and single-season gross average (46.9, 1997)
- Did not have a punt blocked and did not allow a punt return for a touchdown during his career
- As a senior, earned first-team All-America after averaging 46.5 yards on 60 punts... Posted 17 coffin-corner kicks and produced nine fair catches...Broke his own single-game record with a 57.2 average against Texas Tech, in addition to a 42.7 net, which beat his own school record by over a yard...Also handled kickoff duties and was the holder on placements before taking over the place kicker job for the final two games of the season...Connected on six of eight extra points and on his lone field-goal attempt
- As a junior first-team All-American, averaged 43.6 yards per boot and recorded 21 coffin-corner punts and Compiled a 39.2-yard net average...Threw a touchdown pass on a fake field goal against Texas Tech
- As sophomore, earned first-team All-Big 12 honors and All-America honorable mention after averaging 47.0 yards per punt...His 1997 average shattered the A&M record of 43.8 set by David Davis in 1992...His season net average was 41.3, which broke the school record of 40.1... Earned Big 12 Special Teams Player of the Week honors after averaging 44.0 yards on six punts in the rain vs. Texas
- In 1996 as redshirt freshman, earned Freshman All-America honors from The Sporting News after averaging an A&M freshman record 42.7 yards on 72 punts...Set a single-game school record by averaging 54.7 yards per punt against Iowa State, including a pair of crucial 70-yarders...Saw limited game action at quarterback but did not throw a pass, and convinced by head coach R.C. Slocum to focus on punting, despite playing every down as a high-school player
- History major

PERSONAL:

- As starting quarterback, punter and placekicker, led East Bernard (Texas) High School to a 12-2 record and the quarterfinals of the Texas 2A state quarterfinals as a senior... Completed 87-of-101 passes (86.1 percent) for 1,640 yards and 11 touchdowns
- Passed for nearly 5,000 yards, and averaged 41.6 yards per punt, including 85- and 78-yarders
- Also played baseball, basketball and golf, and competed in track
- Father, Dale, played football at Baylor before coaching Texas high-school football for 17 years
- Mother, Javon, was a point guard at Baylor
- Wife, Erin, was an All-America volleyball player at Texas A&M
- Brother, Derek, also punted for Texas A&M
- One grandfather, Ed, played quarterback at Mississippi State; another grandfather, Buddy Attaway, played at Baylor before signing with the Pittsburgh Steelers
- Worked Ray Guy camps, learning the legend's approach to games, between seasons during college



ALEC LEMON

WIDE RECEIVER

15

Height: 6-1 | Weight: 203 | College: Syracuse |
 Hometown: Crofton, Md. | 2nd NFL Season |
 2nd with Texans | Age: 23 | Acquired: CFA-'13 |
 2013 GP/GS: 0/0 | Career GP/GS (Playoffs): 0/0 (0/0) |
 Teams: Houston, 2013-14 |

TRANSACTIONS: Signed by the Houston Texans on May 10, 2013...Placed on injured reserve with a hamstring injury on Aug. 27, 2013.

2013 (Houston 0/0):

- Placed on injured reserve on Aug. 27 with a hamstring injury

PERSONAL:

- Full name is Alec Tyler Lemon
- Son of Sean and Ellen Asbury

COLLEGE:

- Owns Syracuse career and single-season receptions records with 201 career catches and 72 in 2012
- Ranks second on SU's career list with 2,596 yards receiving and is third with 18 touchdowns receiving
- Closed his career with a streak of 28 consecutive games with a reception
- Started 39-of-48 games in which he played
- All-Big East First Team selection, Biletnikof Award semifinalist and Senior Bowl selection after catching 72 passes for 1,070 yards for seven touchdowns as a senior in 2012
- Third receiver in SU history to record 1,000 yards receiving in a season and posted five 100-yard receiving performances as a senior
- All-Big East Second Team selection as a junior and set the SU single-season record with 68 receptions and had 834 receiving yards to rank ninth on the single-season list
- Started 10 of 12 games as a sophomore and caught 32 passes for 397 yards and four touchdowns
- ESPN.com All-Big East Freshman Team selection in 2009 after starting six of the 12 games he played in and catching 29 receptions for 295 yards and one touchdown
- Majored in sociology

HIGH SCHOOL:

- 2008 MaxPreps second-team All-American and Associated Press First Team All-State at Arundel (Md.) Senior High School for head coach Chuck Markiewicz
- Capital Gazette 2008 Player of the Year and Rhodes Trophy recipient, Washington Post and Baltimore Sun All-Metro First Team, Baltimore Sun First Team All-County, 2008 Baltimore Touchdown Club Super 22 Team and earned the Jim Rhodes Memorial Trophy as the Most Outstanding Player in Anne Arundel County
- As a team captain in 2008, led team to the state semifinals and an 11-2 record and set Maryland state records for receiving yards (1,616) and tied state records for receptions (103) and touchdowns (23). Also rushed for 215 yards on 27 carries and four touchdowns
- 2007 honorable mention all-state by the state football writers association and second-team all-county by the coaches after leading his team to the state championship game and a 13-1 record with 70 receptions, 969 yards and 13 touchdowns
- Earned letters in baseball and volunteered for the Arundel School Mentoring Program

LEMON'S CAREER OFFENSIVE STATISTICS

Year	Team	GP	GS	RUSHING					TD	RECEIVING				
				Rush	Yds	Avg	Lg			Rec	Yds	Avg	Lg	TD
2013	Hou	0	0	0	0	0.0	0.0		0	0	0	0.0	0	0
Career		0	0	0	0	0.0	0.0		0	0	0	0.0	0	0



KENDRICK LEWIS

FREE SAFETY

Height: 6-0 | Weight: 198 | College: Mississippi |
Hometown: New Orleans, La. | 5th NFL Season |
1st with Texans | Age: 26 | Acquired: FA-'14 |
2013 GP/GS: 16/15 | Career GP/GS (Playoffs): 53/50 (2/2) |
Teams: Kansas City, 2010-13; Houston, 2014 |

21

TRANSACTIONS: Selected by Kansas City Chiefs in the fifth round (136th overall) in the 2010 NFL Draft...Signed by the Houston Texans as a free agent on March 21, 2014.

CAREER:

- Fifth-year safety who started 50 of 53 regular season contests and two postseason games his first four years in the NFL with the Kansas City Chiefs
- Intercepted three passes in each of his first two seasons, returning those six picks for 165 yards (27.5 avg.), including a 59-yard return for a touchdown at Oakland (10/23/11)
- Ranked sixth in the NFL and fourth in the AFC with 119 interception return yards in 2011
- Tied for third among NFL rookie safeties in 2010 with three interceptions
- Posted a career-high two interceptions at St. Louis (12/19/10)

2013 (Kansas City 16/15, 1/1):

- Played in all 16 contests with 15 starts at free safety, posting 56 tackles (46 solo), including three for loss, one interception returned for 1 yard, four passes defended and two quarterback pressures
- Started at free safety in an AFC Wild Card Game at Indianapolis (1/4/14) and logged five tackles (three solo) and a pass defended
- Grabbed three solo tackles, including one for loss, at Jacksonville (9/8)
- Recorded two solo tackles, with one for loss as well as one pass defended vs. Dallas (9/15)
- Logged three tackles (two solo) at Philadelphia (9/19)
- Posted one solo tackle and a quarterback pressure vs. the N.Y. Giants (9/29)
- Notched three solo tackles at Tennessee (10/6)
- Grabbed two solo tackles vs. Oakland (10/13)
- Logged four solo tackles, including one for loss, and one pass defended vs. Houston (10/20)
- Had two solo tackles vs. Cleveland (10/27)
- Posted nine tackles (six solo), and intercepted Jeff Tuel and had a pass defended at Buffalo (11/3)
- Made five tackles (four solo) at Denver (11/17)
- Added four tackles (three solo) vs. San Diego (11/24)
- Tallied one solo tackle and quarterback pressure vs. Denver (12/1)
- Posted four tackles (two solo) at Washington (12/8)
- Grabbed seven tackles (six solo) and a pass defended at Oakland (12/15)
- Posted four tackles (three solo) vs. Indianapolis
- Had two solo tackles at San Diego (12/29)

2012 (Kansas City 9/9):

- Started nine contests at free safety, recording 26 tackles (24 solo) and two passes defended
- Was inactive in seven contests with a shoulder injury
- Made three solo tackles at Tampa Bay (10/14)
- Posted five tackles (four solo) vs. Oakland (10/28)
- Had one solo tackle at San Diego (11/1)
- Produced two solo tackles at Pittsburgh (11/12) and vs. Cincinnati (11/18)
- Grabbed five solo tackles vs. Denver (11/25) before leaving the game with a shoulder injury
- Grabbed one pass defended at Oakland (12/16)
- Posted three solo tackles and a pass defended vs. Indianapolis (12/23)
- Generated five tackles (four solo) at Denver (12/30)

Lewis' 2013 Season Statistics

Date	Opp	GP	GS	Tot	Solo	Asst	Sk	Yds	Int	Yds	Lg	TD	PD	FF	FR	Yds	TD
9/8	at Jax	1	1	3	3	0	0.0	0.0	0	0	0	0	0	0	0	0	0
9/15	Dal	1	1	2	2	0	0.0	0.0	0	0	0	0	1	0	0	0	0
9/19	at Phi	1	1	3	2	1	0.0	0.0	0	0	0	0	0	0	0	0	0
9/29	NYG	1	1	1	1	0	0.0	0.0	0	0	0	0	0	0	0	0	0
10/6	at Ten	1	1	3	3	0	0.0	0.0	0	0	0	0	0	0	0	0	0
10/13	Oak	1	1	2	2	0	0.0	0.0	0	0	0	0	0	0	0	0	0
10/20	Hou	1	1	4	4	0	0.0	0.0	0	0	0	0	1	0	0	0	0
10/27	Cle	1	1	2	2	0	0.0	0.0	0	0	0	0	0	0	0	0	0
11/3	at Buf	1	1	9	6	3	0.0	0.0	1	1	1	0	1	0	0	0	0
11/17	at Den	1	1	5	4	1	0.0	0.0	0	0	0	0	0	0	0	0	0
11/24	SD	1	1	4	3	1	0.0	0.0	0	0	0	0	0	0	0	0	0
12/1	Den	1	1	1	1	0	0.0	0.0	0	0	0	0	0	0	0	0	0
12/8	at Was	1	1	4	2	2	0.0	0.0	0	0	0	0	0	0	0	0	0
12/15	at Oak	1	1	7	6	1	0.0	0.0	0	0	0	0	1	0	0	0	0
12/22	Ind	1	1	4	3	1	0.0	0.0	0	0	0	0	0	0	0	0	0
12/29	at SD	1	0	2	2	0	0.0	0.0	0	0	0	0	0	0	0	0	0
2013 Totals		16	15	56	46	10	0.0	0.0	1	1	1	0	4	0	0	0	0

Quarterback Hits (QBH): 2

Tackles For Loss (TFL): 3

2013 HIGHS

Tackles	9	at Buffalo, 11/3/13
Interceptions	1	at Buffalo (Jeff Tuel, 1 yard return), 11/3/13
Passes defended	1	4 times, last: at Oakland, 12/15/13
TFL	1	3 times, last: vs. Houston, 10/20/13
QBH	1	Twice, last: vs. Denver, 12/1/13

CAREER GAME HIGHS

Tackles	9	at Buffalo, 11/3/13
Interceptions	2	at St. Louis (Sam Bradford), 12/19/10
Fumbles Forced	1	Twice, last: at Denver, 1/1/12
Fumbles Recovered	1	vs. San Diego, 10/31/11
Passes Defensed	2	3 times, last: vs. Oakland, 12/24/11
TFL	1	3 times, last: vs. Houston, 10/20/13
QBH	1	3 times, last: vs. Denver, 12/1/13

CAREER SEASON HIGHS

Tackles	58	2011
Interceptions	3	2010, 2011
Passes Defensed	10	2011
Fumbles Forced	1	2010, 2011
Fumbles Recovered	1	2011
QBH	2	2011
TFL	3	2013

LEWIS' CAREER DEFENSIVE STATISTICS

Year	Team	GP	GS	Tot	Solo	Asst	Sk	Yds	Int	Yds	Lg	TD	PD	QBH	TFL	FF	FR	Yds	TD
2010	KC	12	10	29	21	8	0.0	0.0	3	46	23	0	7	1	0	1	0	0	0
2011	KC	16	16	58	47	11	0.0	0.0	3	119	59t	1	10	0	0	1	1	0	0
2012	KC	9	9	26	24	2	0.0	0.0	0	0	0	0	1	0	0	0	0	0	0
2013	KC	16	15	56	46	10	0.0	0.0	1	1	1	0	4	2	3	0	0	0	0
Career		53	50	169	138	31	0.0	0.0	7	166	59t	1	22	3	3	2	1	0	0

ADDITIONAL STATISTICS

Special Teams Tackles (2): 2011 - 2.

Touchdowns (1): 59-yard interceptions return (Kyle Boller) vs. Oakland, 10/23/11.

KENDRICK LEWIS

2011 (Kansas City 16/16):

- Started all 16 contests at free safety, tallying 83 tackles (53 solo), three interceptions returned for 119 yards with a touchdown, 11 passes defended, a forced fumble, a fumble recovery and two special teams tackles
- Ranked sixth in the NFL and fourth in the AFC with 119 interception return yards
- Returned an interception 59 yards for a touchdown and deflected two passes at Oakland (10/23)
- Produced four tackles (two solo), an interception, one pass defended and a fumble recovery vs. San Diego (10/31)
- Produced a career-high eight tackles (four solo) and two passes defended vs. Denver (11/13)

2010 (Kansas City 12/10, 1/1):

- Played in 12 games on defense and special teams with 10 starts at free safety
- Was inactive for four contests
- Had 47 tackles (25 solo), a tackle for loss, three interceptions, nine passes defended and a forced fumble
- Tied for fourth among AFC rookies and tied for fifth among rookies in the NFL with three picks
- Made first NFL start at Cleveland (9/19)
- Intercepted a career-high two passes that he returned for 46 yards at St. Louis (12/19) and became the first Chiefs rookie to intercept two passes in a game since CB Brandon Flowers at the New York Jets (10/26/08)

COLLEGE:

- Played in 44 games (38 starts) at Mississippi, recording 226 tackles (140 solo), 10.0 tackles for loss, 3.0 sacks (-34.0 yards), six interceptions returned for 50 yards and 18 passes defended
- Added four forced fumbles and a fumble recovery
- Caught five passes for 31 yards (6.2 avg.), blocked two kicks and recovered a blocked punt in the end zone for a touchdown
- Started all 13 contests at free safety as a senior in 2009 and notched 84 tackles (57 solo), 5.0 tackles for loss and 1.0 sack (-21.0 yards)

- Added two interceptions for 6 yards, 10 passes defended, three forced fumbles and two blocked kicks as a senior
- Led the team in tackles for the second consecutive year, becoming the sixth player in school history to accomplish that feat and earned All-SEC honors
- Was named team captain at the beginning of the season
- Recorded a career-high two interceptions in the Cotton Bowl vs. Oklahoma State
- Was one of three finalists for the Chucky Mullins Courage Award
- Started all 13 games at free safety as a junior in 2008
- Led the team with a career-high 85 tackles (50 solo), 2.5 tackles for loss, 1.0 sack (-11.0 yards), a team-high four interceptions returned for 44 yards and six passes defended
- Added one forced fumble and one fumble recovery
- Played in 12 games (seven starts) during his sophomore campaign in 2007 and tallied 57 tackles (33 solo), 2.5 tackles for loss and 1.0 sack (-2.0 yards)
- Added two passes defended and two quarterback pressures
- Also played on special teams, recovering a blocked punt in the end zone at Memphis (9/1)
- Made the transition from wide receiver to the secondary
- Saw action in six games at wide receiver as a freshman in 2006, recording five receptions for 31 yards
- Majored in criminal justice

HIGH SCHOOL:

- Caught 41 passes for 740 yards and nine touchdowns as a senior WR at Gainesville High School in Gainesville, Ga., after relocating from New Orleans, La., following Hurricane Katrina in 2005
- Earned first-team all-state honors from the Atlanta Journal-Constitution
- Named the District 9-AAAAA Player of the Year and earned a spot on the SuperPrep All-Dixie Team
- Made the Atlanta Journal-Constitution Super Southern 100 as a junior
- Earned three letters in football as a prep

LEWIS' CAREER PLAYOFF DEFENSIVE STATISTICS

Year	Team	GP	GS	Tot	Solo	Asst	Sk	Yds	Int	Yds	Lg	TD	PD	QBH	TFL	FF	FR	Yds	TD
1/9/11	vs. Bal (WC)	1	1	3	3	0	0.0	0.0	0	0	0	0	0	0	0	0	0	0	0
1/4/14	at Ind (WC)	1	1	5	3	2	0.0	0.0	0	0	0	1	0	0	0	0	0	0	0
Career		2	2	8	6	2	0.0	0.0	0	0	0	1	0	0	0	0	0	0	0



ELBERT MACK CORNERBACK

Height: 5-10 | Weight: 175 | College: Troy |
Hometown: Wichita, Kansas | 7th NFL Season |
2nd with Texans | Age: 28 | Acquired: FA, 2013 |
2013 GP/GS: 8/0 | Career GP/GS (Playoffs): 73/6 (0/0) |
Teams: Tampa Bay, 2008-11; New Orleans, 2012;
Houston, 2013-14 |

43

TRANSACTIONS: Signed by Tampa Bay Buccaneers as an undrafted free agent on May 1, 2008...Re-signed as an exclusive rights free agent by Buccaneers on April 20, 2010...Re-signed as a restricted free agent by Buccaneers on July 29, 2011...Signed as an unrestricted free agent by New Orleans Saints on June 5, 2012...Released by Saints on Sept. 2, 2012...Signed by Saints on Sept. 18, 2012...Released by Saints on Oct. 3, 2012...Signed by Saints on Oct. 8, 2012...Signed as an unrestricted free agent by Houston Texans on July 25, 2013...Released by Texans on Aug. 31, 2013...Signed by Texans on Oct. 15, 2013...Re-signed by Texans on April 3, 2014.

CAREER:

- Has played in 73 games with six starts and six interceptions
- Has returned two of his six career interceptions for touchdowns
- Career totals also include 80 tackles, 17 passes defended and 19 special teams tackles
- In his four seasons with Tampa Bay, appeared in 58 games with four starts for and registered 77 tackles (65 solo), 11 passes defended, five interceptions with one return for a touchdown and 30 special teams tackles

2013 (Houston 8/0):

- Saw action on special teams in eight games and recorded eight special teams tackles
- Exited in the first quarter with a hamstring injury at Arizona (11/10)
- Inactive due to a hamstring/groin injury vs. Oakland (11/17) and vs. Jacksonville (11/24)
- Recorded two special teams tackles in his return from injury vs. New England (12/1)

Mack's 2013 Season Statistics

Date	Opp	GP	GS	Tot	Solo	Asst	Sk	Yds	Int	Yds	Lg	TD	PD	FF	FR	Yds	TD
10/20	at KC	1	0	0	0	0	0.0	0	0	0	--	0	0	0	0	0	0
11/3	vs. IND	1	0	0	0	0	0.0	0	0	0	--	0	0	0	0	0	0
11/10	at ARI	1	0	0	0	0	0.0	0	0	0	--	0	0	0	0	0	0
12/1	vs. NE	1	0	0	0	0	0.0	0	0	0	--	0	0	0	0	0	0
12/5	at JAC	1	0	0	0	0	0.0	0	0	0	--	0	0	0	0	0	0
12/15	at IND	1	0	0	0	0	0.0	0	0	0	--	0	0	0	0	0	0
12/22	vs. DEN	1	0	0	0	0	0.0	0	0	0	--	0	0	0	0	0	0
12/29	at TEN	1	0	0	0	0	0.0	0	0	0	--	0	0	0	0	0	0
2013 Totals		8	0	0	0	0	0.0	0	0	0	--	0	0	0	0	0	0

Special Teams Tackles: 8

2013 HIGHS

Special Teams Tackles 2 3 times, last: at Indianapolis, 12/15/13

2012 (New Orleans, 7/2):

- Started two of the seven games he played for the Saints and totaled 12 tackles, six passes defended and an interception
- Returned his only interception of the season 73 yards for a touchdown in the first quarter against the New York Giants (12/9)
- Started and recorded a season-high five solo tackles against Tampa Bay (12/16)
- Also started the season finale against Carolina (12/30)

2011 (Tampa Bay, 16/1):

- Started all 16 regular season games with one start and totaled 27 tackles (23 solo), six passes defended and two interceptions with one return for a touchdown
- Notched an interception and a pass defense at Green Bay (11/20)
- Notched a season-high five tackles, one pass defended and a 40-yard interception return for a touchdown in the third quarter at Atlanta (11/12)

2010 (Tampa Bay, 12/0):

- Appeared in 12 games and finished with 12 tackles (11 solo) and nine special teams stops
- Totalled a season-high four solo tackles vs. Carolina (11/14)
- Registered two special teams tackles at New Orleans (1/2/11)

2009 (Tampa Bay, 15/3):

- Appeared in 15 regular season games with three starts
- Totalled 30 tackles (24 solo), four passes defended and a career-high three interceptions
- Notched his first career interception vs. Green Bay (11/8)
- Registered a career-high two interceptions at Seattle (12/20)

2008 (Tampa Bay, 15/0):

- Played in 15 regular season contests and finished with eight tackles (seven solo) and a pass defended

COLLEGE:

- Two-year letterman at Troy, starting all 25 games he played in
- Totalled 84 tackles, 22 passes defended, 10 interceptions and two fumble recoveries
- Led the NCAA with eight interceptions, including one for a touchdown as a senior
- Attended Butler County Community College
- Majored in social science with a minor in recreation

HIGH SCHOOL:

- Attended Wichita North (Kansas) High School
- Finished with 85 tackles and 22 interceptions in his high school career
- Named Class 6A All-State as a senior
- Also participated in track, where he was twice named an honorable mention All-Metro

CAREER GAME HIGHS

Tackles	5	3 times, last: vs. Tampa Bay, 12/16/12
Interceptions	2	at Seattle, 12/20/09 (Matt Hasselbeck)
Passes Defended	3	vs. Oakland, 11/18/12
TFL	1	3 times, last: at Tennessee, 11/27/11
QBH	1	vs. Atlanta, 9/14/08

CAREER SEASON HIGHS

Tackles	25	2009, 2011
Interceptions	3	2009
Passes Defended	6	20011, 2012
TFL	2	2011
QBH	1	2008

MACK'S CAREER DEFENSIVE STATISTICS

Year	Team	GP	GS	Tot	Solo	Asst	Sk	Yds	Int	Yds	Lg	TD	PD	QBH	TFL	FF	FR	Yds	TD
2008	TB	15	0	7	6	1	0.0	0	0	0	0	0	1	1	1	0	0	0	0
2009	TB	15	3	25	24	1	0.0	0	3	36	36	0	4	0	0	0	0	0	0
2010	TB	12	0	11	10	1	0.0	0	0	0	0	0	0	0	0	0	0	0	0
2011	TB	16	1	25	21	4	0.0	0	2	47	40t	1	6	0	2	0	0	0	0
2012	NO	7	2	12	7	5	0.0	0	1	73	73t	1	6	0	0	0	0	0	0
2013	Hou	8	0	0	0	0	0.0	0	0	0	0	0	0	0	0	0	0	0	0
Career		73	6	80	68	12	0.0	0	6	156	73t	2	17	1	3	0	0	0	0

ADDITIONAL STATISTICS

Touchdowns (2): at Atlanta, 1/1/12 (40-yard INT return of a Chris Redman pass); at New York Giants, 12/9/12 (73-yard INT return of an Eli Manning pass).

Special Teams Tackles (31): 2008 - 8; 2009 - 4; 2010 - 5; 2011 - 4; 2012 - 2; 2013 - 8.

Punt Returns-Yards (1-0): vs. Carolina, 11/14/10.



KESHAWN MARTIN

WIDE RECEIVER

Height: 5-11 | Weight: 194 | College: Michigan State |
Hometown: Inkster, Mich. | 3rd NFL Season |
3rd with Texans | Age: 24 | Acquired: D4a, 2012 (121st overall)
| 2013 GP/GS: 16/1 | Career GP/GS (Playoffs): 31/2 (2/0) |
Teams: Houston, 2012-14 |

82

TRANSACTIONS: Selected by Houston Texans in the fourth round (121st overall) of the 2012 NFL Draft...Signed by Texans on May 14, 2012.

CAREER:

- Ranks fourth in the NFL with 2,300 total kick return yards (612 yards on punt returns and 1,688 yards on kickoff returns) and holds averages of 10.0 on punt returns and 25.2 on kickoff returns
- Has played in 31 regular season games with two starts and has caught 32 passes for 338 yards and three touchdowns; has also rushed four times for 53 yards (13.3 average)
- Ranks fourth on the franchise career lists in kickoff returns, yards on kickoff returns and total yards on all kick returns

2013 (Houston 16/1):

- Saw action in all 16 games with one start and recorded a career-high 22 receptions for 253 yards and two touchdowns while serving as the team's return specialist
- Averaged 8.8 yards and had one touchdown on 39 punt returns and averaged 26.3 yards on 36 kickoff returns
- Ranked sixth in the NFL with 345 yards on punt returns, fourth with 947 yards on kickoff returns and third with 1,292 total yards on kick returns
- Recorded two catches for a career-high 37 yards (18.5 avg.), and returned four kickoffs for 104 yards (26.0 avg.) along with five punt returns for 9 yards vs. Tennessee (9/15)
- Set franchise records for longest punt return (87 yards for a touchdown) and most punt return yards (seven for 125 - 17.9 avg.) vs. Oakland (11/17)
- Recorded a season-long 50-yard kick return and made his only start of the season at wide receiver vs. New England (12/1)
- Caught a career-high four receptions for 28 yards and his first receiving touchdown of the season at Jacksonville (12/5)
- Tied a career high with four receptions for 35 yards and a touchdown and recorded a 51-yard punt return (ninth-longest in team history) vs. Denver (12/22)

CAREER GAME HIGHS

Yards Receiving	37	vs. Tennessee, 9/15/13
Receptions	4	twice, last: vs. Denver, 12/22/13
Receiving Long	32	vs. Tennessee, 9/15/13
Touchdowns Receiving	1	three times, last: vs. Denver, 12/22/13
Kickoff Return Yards	162	vs. Jacksonville (5 returns), 11/18/12
Kickoff Return Long	54	vs. Jacksonville, 11/18/12
Punt Return Yards	125	vs. Oakland (7 returns), 11/17/13
Punt Return Long	87t	vs. Oakland, 11/17/13
Yards Rushing	21	at Denver, 9/23/12
Rushing Long	21	at Denver, 9/23/12

Martin's 2013 Season Offensive Statistics

Date	Opp	GP	GS	Rush	Yds	Avg	Lg	TD	Rec	Yds	Avg	Lg	TD
9/9	at SD	1	0	0	0	--	--	0	0	0	--	--	0
9/15	vs. TEN	1	0	0	0	--	--	0	2	37	18.5	32	0
9/22	at BAL	1	0	0	0	--	--	0	2	35	17.5	18	0
9/29	vs. SEA	1	0	0	0	--	--	0	1	6	6.0	6	0
10/6	at SF	1	0	0	0	--	--	0	1	14	14.0	14	0
10/13	vs. STL	1	0	0	0	--	--	0	2	12	6.0	7	0
10/20	at KC	1	0	0	0	--	--	0	0	0	--	--	0
11/3	vs. IND	1	0	0	0	--	--	0	0	0	--	--	0
11/10	at ARI	1	0	0	0	--	--	0	0	0	--	--	0
11/17	vs. OAK	1	0	0	0	--	--	0	2	32	16.0	23	0
11/24	vs. JAC	1	0	0	0	--	--	0	1	12	12.0	12	0
12/1	vs. NE	1	1	0	0	--	--	0	1	27	27.0	27	0
12/5	at JAC	1	0	0	0	--	--	0	4	28	7.0	14	1
12/15	at IND	1	0	0	0	--	--	0	1	13	13.0	13	0
12/22	vs. DEN	1	0	0	0	--	--	0	4	35	8.8	15	1
12/29	at TEN	1	0	0	0	--	--	0	1	2	2.0	2	0
2013 Totals		16	1	0	0	--	--	0	22	253	11.5	32	2

Martin's 2013 Season Return Statistics

Date	Opp	KR	Yds	Avg	Lg	TD	PR	FC	Yds	Avg	Lg	TD
9/9	at SD	4	116	29.0	46	0	3	1	21	7.0	9	0
9/15	vs. TEN	4	104	26.0	34	0	5	1	9	1.8	4	0
9/22	at BAL	2	55	27.5	29	0	2	1	18	9.0	11	0
9/29	vs. SEA	2	52	26.0	28	0	1	3	1	1.0	1	0
10/6	at SF	5	120	24.0	49	0	2	1	11	5.5	8	0
10/13	vs. STL	3	79	26.3	39	0	0	0	0	0.0	--	0
10/20	at KC	1	22	22.0	22	0	1	1	6	6.0	6	0
11/3	vs. IND	3	83	27.7	32	0	2	1	15	7.5	9	0
11/10	at ARI	0	0	0.0	0	0	2	1	12	6.0	12	0
11/17	vs. OAK	2	62	31.0	36	0	7	3	125	17.9	87	1
11/24	vs. JAC	3	60	20.0	24	0	3	1	19	6.3	12	0
12/1	vs. NE	2	71	35.5	50	0	1	0	6	6.0	6	0
12/5	at JAC	2	40	20.0	24	0	3	2	21	7.0	16	0
12/15	at IND	0	0	0.0	0	0	2	1	11	5.5	11	0
12/22	vs. DEN	0	0	0.0	0	0	5	0	70	14.0	51	0
12/29	at TEN	3	83	27.7	42	0	0	4	0	0.0	--	0
2013 Totals		36	947	26.3	50	0	39	21	345	8.8	87	1

2013 HIGHS

Yards Receiving	37	vs. Tennessee, 9/15/13
Receptions	4	Twice, last: vs. Denver, 12/22/13
Touchdowns Receiving	1	Twice, last: vs. Denver, 12/22/13
Kickoff Return Yards	120	at San Francisco (5 returns), 10/6/13
Kickoff Return Long	50	vs. New England, 12/1/13
Punt Return Yards	125	vs. Oakland (7 returns), 11/17/13
Punt Return Long	87t	vs. Oakland, 11/17/13

CAREER SEASON HIGHS

Yards Receiving	253	2013
Receptions	22	2013
Touchdowns Receiving	2	2013
Kickoff Return Yards	947	2013
Kickoff Return Long	345	2013
Punt Return Touchdowns	1	2012 (87 yards vs. Oakland, 11/17/13)

MARTIN'S CAREER OFFENSIVE STATISTICS

RUSHING									RECEIVING				
Year	Team	GP	GS	Rush	Yds	Avg	Lg	TD	Rec	Yds	Avg	Lg	TD
2012	Hou	16	1	4	53	13.3	21	0	10	85	8.5	18	1
2013	Hou	16	1	0	0	0.0	0	0	22	253	11.5	32	2
Career		32	2	4	53	13.3	21	0	32	338	10.6	32	3

MARTIN'S CAREER RETURN STATISTICS

KICKOFF RETURNS							PUNT RETURNS					
Year	Team	KR	Yds	Avg	Lg	TD	PR	FC	Yds	Avg	Lg	TD
2012	Hou	31	741	23.9	54	0	22	10	267	12.1	71	0
2013	Hou	36	947	26.3	50	0	39	21	345	8.8	87	1
Career		67	1,688	25.2	54	0	61	31	612	10.0	87	1

ADDITIONAL STATISTICS

Fumbles-Lost: 3-1

KESHAWN MARTIN

2012 (Houston 16/1, 2/0):

- Made his professional debut at wide receiver in the season opener vs. Miami (9/9)
- Caught two passes for 20 yards and had one carry for 21 yards at Denver (9/23)
- Had 19 yards receiving on two receptions, including a long of 17 yards vs. Tennessee (9/30)
- Rushed once for 14 yards at the New York Jets (10/8)
- Returned three kickoffs an average of 21.7 yards and had two punt returns including a long of 19 yards vs. Green Bay (10/14)
- Returned three kickoffs for 62 yards and notched two punt returns including a long of 26 yards vs. Buffalo (11/4)
- Made his first career start and caught his first career touchdown pass on a 9-yard score in the first quarter to go along with an NFL season-high 238 total return yards (76 punt returns, 162 kickoff returns) vs. Jacksonville (11/18)
- Averaged 24.2 yards on five kickoff returns at Detroit (11/22)
- Returned a first quarter punt 42 yards at Tennessee (12/2), his second return of more than 40 yards during the season
- Averaged 21.0 yards on four kickoff returns and 8.0 yards on two punt returns vs. Minnesota (12/23)
- Had three kickoff returns for an average of 31.0 yards and a punt return for 23 yards at Indianapolis (12/30)
- Made his playoff debut and rushed once for a 16-yard pickup and returned two punts a total of 14 yards in the AFC Wild Card Playoff vs. Cincinnati (1/5/13)
- Had three punt returns for a total of 17 yards, including a long of 12 yards in AFC Divisional Playoff at New England (1/13/13)

COLLEGE:

- Four-year letter winner finished his career ranked second in Michigan State history in punt return yards (659), fourth in punt returns (65), eighth in kick return yards (1,100) and kick returns (47), 10th in all-purpose yards (4,013), 11th in receptions (127), 16th in receiving yards (1,714) and tied for 17th in touchdown receptions (10)
- Appeared in 48 games, including 16 starts
- Averaged 8.4 yards per carry in his career (64 carries for 540 rushing yards)
- Scored 17 total touchdowns in his career (10 receptions; three rush; two punt returns; one pass; one kick return)
- Accounted for touchdowns in five different ways in his career (rushing, receiving, passing, punt return and kick return)
- One of three Spartans in school history to return two punts for touchdowns
- Completed 8-of-9 passes in his career for 158 yards and two touchdowns
- Led the team with 59 plays of 20-plus yards and 17 plays of 40-plus yards for his career
- Yahoo! Sports All-Big Ten second team as a punt returner for his senior season
- Second on the team with career highs of 66 receptions and 777 receiving and had four receiving touchdowns
- 2010 first-team All-Big Ten as a punt returner by Rivals.com, CollegeFootballNews.com and Phil Steele
- Led the Big Ten and ranked 11th in the NCAA, averaging 14.2 yards on 16 punt returns his junior year
- Named to ESPN.com's Big Ten All-Bowl Team in 2009
- Accounted for a team-best 1,451 all-purpose yards, averaging 18.1 yards every time he touched the football (80 total touches)
- Accounted for 234 all-purpose yards, catching 11 passes for 132 yards (12.0 avg.), nine rushes for 51 yards (5.7 avg.) and completed 2-of-3 passes for 59 yards as a freshman

PERSONAL:

- Two-year starter at John Glenn High School in Westland, Mich. where he earned all-conference honors as a quarterback after accounting for 1,551 total yards and 17 touchdowns in 2007
- All-state (Division 1) selection as a defensive back in 2007 and Detroit News All-Metro West Team as a senior
- Also participated in basketball and track

MARTIN'S CAREER POSTSEASON OFFENSIVE STATISTICS

Date	Opp.	RUSHING							RECEIVING				
		GP	GS	Rush	Yds	Avg	Lg	TD	Rec	Yds	Avg	Lg	TD
1/5/13	vs. Cin (WC)	1	0	1	16	16.0	16	0	0	0	0.0	0	0
1/13/13	at NE (Div)	1	0	0	0	0	0	0	0	0	0.0	0	0
Career		2	0	0	16	16.0	16	0	0	0	0.0	0	0

MARTIN'S CAREER POSTSEASON RETURN STATISTICS

Date	Opp.	KICKOFF RETURNS						PUNT RETURNS				
		KR	Yds	Avg	Lg	TD	PR	FC	Yds	Avg	Lg	TD
1/5/13	vs. CIN (WC)	0	0	0.0	0	0	2	3	14	7.0	11	0
1/13/13	at NE (Div)	0	0	0.0	0	0	3	0	17	5.7	12	0
Career		0	0	0.0	0	0	5	3	31	6.2	12	0



RICARDO MATHEWS

NOSE TACKLE

Height: 6-3 | Weight: 300 | College: Cincinnati |
Hometown: Jacksonville, Fla. | 5th NFL Season |
1st with Texans | Age: 26 | Acquired: UFA-'14 (IND) |
2013 GP/GS: 16/1 (2/0) | Career GP/GS (Playoffs): 52/6 (4/0)
| Teams: Indianapolis, 2010-13; Houston, 2014 |

94

TRANSACTIONS: Drafted by the Indianapolis Colts in the seventh round (238th overall) of the 2010 NFL Draft...Released by Colts on Sept. 3, 2011...Signed to the Colts practice squad on Sept. 5, 2011...Signed to the active roster by Colts on Oct. 5, 2011...Declared as a free agent on March 11, 2014...Signed by Houston Texans on April 13, 2014.

CAREER:

- Former seventh-round pick who has played in 52 regular season games with six starts and in four playoff games for the Indianapolis Colts from 2010-14
- Has totaled 51 tackles and 1.5 sacks in his career

2013 (Indianapolis 16/1, 2/0):

- Played in every game for the second consecutive season and recorded 18 tackles, a half-sack, one pass defended, one tackle for loss and a career-high three quarterback hits
- Recorded five tackles in the postseason, including three tackles in the AFC Divisional against New England (1/11/14)
- Started the season finale against Jacksonville (12/29) and recorded two tackles
- Registered a half-sack against Kansas City (12/22), teaming with Fili Moala to take down Alex Smith for an 8-yard loss in the third quarter

2012 (Indianapolis 16/5, 1/0):

- Played in all 16 games (five starts) and notched 13 tackles and one pass defended
- Made his first career NFL start against Cleveland (10/21)
- Made his second start of the season at defensive tackle against Detroit (12/2) and finished with a season-high three tackles
- Made a start at defensive tackle against Houston (12/30) and notched a tackle and one pass defended
- Had one pass defended in the team's AFC Wild Card Playoff loss at Baltimore (1/6)

2011 (Indianapolis 12/0):

- Completed in 12 contests and finished with career-highs of 19 tackles (11 solo), 1.0 sack and two passes defended
- Totaled two tackles and two passes defended in his 2011 season debut vs. Kansas City (10/9)
- Posted two tackles (one solo) and one tackle for loss at New Orleans (10/23)
- Recorded his first career sack at Tennessee (10/30), taking down Matt Hasselbeck for a 9-yard loss in the fourth quarter, and contributed with three solo tackles
- Led all Colts defensive linemen with a career-high five tackles (four solo) at Jacksonville (1/1)

2010 (Indianapolis 8/0, 1/0):

- Saw action in eight games as a reserve defensive tackle and finished the year with one stop
- Was inactive for the first four weeks of the season
- Played in the AFC Wild Card playoff game against the New York Jets (1/8/11) and finished the game with one tackle

COLLEGE:

- Appeared in 49 career games at Cincinnati and totaled 69 tackles, 15.0 tackles for loss, 5.5 sacks and one fumble recovery
- Started 13 games as a senior and totaled career bests with 44 tackles, 12.5 tackles for loss and 3.5 sacks
- Was on the Bearcat Academic Honor Roll
- Majoring in criminal justice

HIGH SCHOOL:

- Attended Terry Parker High School in Jacksonville, Fla.
- Was a three-time first-team all-conference choice.
- Reached the track state championships and was a wrestling conference champion

Powe's 2013 Season Statistics

Date	Opp	GP	GS	Tot	Solo	Asst	Sk	Yds	Int	Yds	Lg	TD	PD	FF	FR	Yds	TD
9/8	Oak	1	0	2	0	2	0.0	0.0	0	0	0	0	0	0	0	0	0
9/15	Mia	1	0	0	0	0	0.0	0.0	0	0	0	0	0	0	0	0	0
9/22	at SF	1	0	0	0	0	0.0	0.0	0	0	0	0	0	0	0	0	0
9/29	at Jax	1	0	1	1	0	0.0	0.0	0	0	0	0	1	0	0	0	0
10/6	Sea	1	0	1	0	1	0.0	0.0	0	0	0	0	0	0	0	0	0
10/14	at SD	1	0	2	1	1	0.0	0.0	0	0	0	0	0	0	0	0	0
10/20	Den	1	0	0	0	0	0.0	0.0	0	0	0	0	0	0	0	0	0
11/3	at Hou	1	0	2	2	0	0.0	0.0	0	0	0	0	0	0	0	0	0
11/10	StL	1	0	1	1	0	0.0	0.0	0	0	0	0	0	0	0	0	0
11/14	at Ten	1	0	1	0	1	0.0	0.0	0	0	0	0	0	0	0	0	0
11/24	at Ari	1	0	1	1	0	0.0	0.0	0	0	0	0	0	0	0	0	0
12/1	Ten	1	0	1	1	0	0.0	0.0	0	0	0	0	0	0	0	0	0
12/8	at Cin	1	0	1	1	0	0.0	0.0	0	0	0	0	0	0	0	0	0
12/15	Hou	1	0	2	2	0	0.0	0.0	0	0	0	0	0	0	0	0	0
12/22	at KC	1	0	2	1	1	0.5	4.0	0	0	0	0	0	0	0	0	0
12/29	Jax	1	1	1	0	1	0.0	0.0	0	0	0	0	0	0	0	0	0
2013 Totals		16	1	18	11	7	0.5	4.0	0	0	0	0	1	0	0	0	0

Quarterback Hits (QBH): 3

Tackles for Loss (TFL): 1

2013 HIGHS

Tackles	2	5 times, last: at Kansas City, 12/22/13
Sacks	0.5	at Kansas City, 12/22/13 (A. Smith)
Passes Defensed	1	at Jacksonville, 9/29/13
QBH	1	3 times, last: at Kansas City, 12/22/13
TFL	1	at Arizona, 11/24/13

CAREER GAME HIGHS

Tackles	5	at Jacksonville, 1/1/12
Sacks	1.0	at Tennessee, 10/30/11 (M. Hasselbeck)
Passes Defensed	2	vs. Kansas City, 10/9/11
TFL	1	3 times, last: at Arizona, 11/24/13
QBH	1	7 times, last: at Kansas City, 12/22/13

CAREER SEASON HIGHS

Tackles	19	2011
Sacks	1.0	2011
Passes Defensed	2	2011
QBH	3	2013
TFL	2	2011

MATHEWS' CAREER DEFENSIVE STATISTICS

Year	Team	GP	GS	Tot	Solo	Asst	Sk	Yds	Int	Yds	Lg	TD	PD	QBH	TFL	FF	FR	Yds	TD
2010	Ind	8	0	1	0	1	0.0	0.0	0	0	0	0	0	1	0	0	0	0	0
2011	Ind	12	0	19	11	8	1.0	9.0	0	0	0	0	2	2	2	0	0	0	0
2012	Ind	16	5	13	7	6	0.0	0.0	0	0	0	0	1	1	0	0	0	0	0
2013	Ind	16	1	18	11	7	0.5	4.0	0	0	0	0	1	3	1	0	0	0	0
Career		52	6	51	29	22	1.5	13.0	0	0	0	0	4	7	3	0	0	0	0

MATHEWS' CAREER PLAYOFF DEFENSIVE STATISTICS

Year	Team	GP	GS	Tot	Solo	Asst	Sk	Yds	Int	Yds	Lg	TD	PD	QBH	TFL	FF	FR	Yds	TD
1/8/11	vs. NYJ (WC)	1	0	1	0	1	0.0	0.0	0	0	0	0	0	0	0	0	0	0	0
1/6/12	at BAL (WC)	1	0	0	0	0	0.0	0.0	0	0	0	0	1	0	0	0	0	0	0
1/4/14	vs. KC (WC)	1	0	2	1	1	0.0	0.0	0	0	0	0	0	0	0	0	0	0	0
1/11/14	at NE (Div)	1	0	3	0	3	0.0	0.0	0	0	0	0	0	0	0	0	0	0	0
Career		4	0	6	1	5	0.0	0.5	0	0	0	0	1	0	0	0	0	0	0



WHITNEY MERCILUS

OUTSIDE LINEBACKER

Height: 6-4 | Weight: 258 | College: Illinois |
Hometown: Akron, Ohio | 3rd NFL Season |
3rd with Texans | Age: 24 | Acquired: D1, 2012 (26th overall)
| 2013 GP/GS: 16/16 | Career GP/GS (Playoffs): 32/20 (2/0) |
Teams: Houston, 2012-14 |

59

TRANSACTIONS: Selected by Houston Texans in the first round (26th overall) of the 2012 NFL Draft...Signed by Texans on June 14, 2012.

CAREER:

- Has started 20 of the 32 regular season games he has played in with 13.0 sacks, 25 quarterback hits, 12 tackles for loss two forced fumbles and a fumble recovery
- Tied the franchise rookie record for sacks with 6.0 in 2012
- Has appeared in two career playoff games, totaling one tackle and one special teams tackle

2013 (Houston 16/16):

- Started all 16 games at weakside linebacker and recorded career-bests of 65 tackles, 7.0 sacks and 18 quarterback hits while tying a career-high with 6 tackles for loss
- Recorded seven tackles (five solo) and a sack for a loss of 6 yards at San Diego (9/9)
- Recorded career highs in tackles (eight, four solo) and sacks (2.5) vs. Seattle (9/29)
- Recorded six tackles (three solo) and a sack at San Francisco (10/6)
- Added another sack to go along with four solo tackles vs. Jacksonville (11/24)
- Tied his career-high of 6.0 sacks in a season with a half-sack vs. New England (12/1)
- Set a career high with his seventh sack of the season vs. Denver (12/22)

Mercilus' 2013 Season Statistics

Date	Opp	GP	GS	TotSolo	Asst	Sk	Yds	Int	Yds	Lg	TD	PD	FF	FR	Yds	TD
9/9	at SD	1	1	7	5	2	1.0	6	0	0	--	0	0	0	0	0
9/15	vs. TEN	1	1	6	3	3	0.0	0	0	0	--	0	0	0	0	0
9/22	at BAL	1	1	5	2	3	0.0	0	0	0	--	0	0	0	0	0
9/29	vs. SEA	1	1	8	4	4	2.5	12	0	0	--	0	0	0	0	0
10/6	at SF	1	1	6	3	3	1.0	6	0	0	--	0	0	0	0	0
10/13	vs. STL	1	1	5	5	0	0.0	0	0	0	--	0	0	0	0	0
10/20	at KC	1	1	2	1	1	0.0	0	0	0	--	0	0	0	0	0
11/3	vs. IND	1	1	4	2	0	0.0	0	0	0	--	0	0	0	0	0
11/10	at ARI	1	1	2	1	1	0.0	0	0	0	--	0	0	0	0	0
11/17	vs. OAK	1	1	6	1	5	0.0	0	0	0	--	0	0	0	0	0
11/24	vs. JAC	1	1	4	4	0	1.0	6	0	0	--	0	0	0	0	0
12/1	vs. NE	1	1	3	2	1	0.5	3	0	0	--	0	0	0	0	0
12/5	at JAC	1	1	2	1	1	0.0	0	0	0	--	0	0	0	0	0
12/15	at IND	1	1	2	0	2	0.0	0	0	0	--	0	0	0	0	0
12/22	vs. DEN	1	1	2	1	1	1.0	3	0	0	--	0	0	0	0	0
12/29	at TEN	1	1	1	1	0	0.0	0	0	0	--	0	0	0	0	0
2013 Totals		16	16	65	35	30	7.0	36	0	0	--	0	0	0	0	0

Quarterback Hits (QBH): 18

Tackles for Loss (TFL): 6

2013 HIGHS

Tackles	8	vs. Seattle, 9/29/13
Sacks	2.5	vs. Seattle (R. Wilson), 9/29/13
TFL	2	3 times, last: vs. Jacksonville, 11/24/13
QBH	4	vs. Jacksonville, 11/24/13

CAREER GAME HIGHS

Tackles	8	vs. Seattle, 9/29/13
Sacks	2.5	vs. Seattle (R. Wilson), 9/29/13
Forced Fumbles	1	twice, most recent: vs. Buffalo, 11/4/12
Fumble Recoveries	1	at Tennessee, 12/2/12
TFL	2	3 times, last: vs. Jacksonville, 11/24/13
QBH	4	vs. Jacksonville, 11/24/13

CAREER SEASON HIGHS

Tackles	65	2013
Sacks	7.0	2013
Forced Fumbles	2	2012
Fumble Recoveries	1	2012
Passes Defensed	1	2012
TFL	6	2012 and 2013
QBH	18	2013

MERCILUS' CAREER DEFENSIVE STATISTICS

Year	Team	GP	GS	Tot	Solo	Asst	Sk	Yds	Int	Yds	Lg	TD	PD	QBH	TFL	FF	FR	Yds	TD
2012 [^]	Hou	16	4	24	14	10	6.0	17.0	0	0	0	0	1	7	6	2	1	0	0
2013 [^]	Hou	16	16	65	35	30	7.0	36.0	0	0	--	0	0	18	6	0	0	0	0
Career		32	20	89	49	40	13.0	53.0	0	0	--	0	1	25	12	2	1	0	0

[^] - Tackle statistics based on coaches' review

ADDITIONAL STATISTICS

Special Teams Tackles (7): 7, 2012.

WHITNEY MERCILUS

2012 (Houston 16/4, 2/0):

- Tied the Texans rookie record for sacks in a season with 6.0
- Made his Texans and NFL debut on outside linebacker in the season opener vs. Miami (9/9)
- Had a special teams tackle at Jacksonville (9/16) and at the New York Jets (10/8)
- Made two special teams tackles at Denver (9/23)
- Had one tackle vs. Green Bay (10/14)
- Registered his first career sack and forced a fumble when he dropped Joe Flacco for a 2-yard loss in the first quarter vs. Baltimore (10/21)
- Recorded two sacks and collected his second career forced fumble vs. Buffalo (11/4)
- Made two tackles (one solo) at Chicago (11/11)
- Collected a season-high four tackles at Detroit (11/22)
- Sacked Jake Locker twice for a total loss of 6 yards and recovered a fumble at Tennessee (12/2)
- Sacked Tom Brady for a 7-yard loss in the third quarter at New England (12/10) to give him 6.0 sacks on the season, tying the franchise rookie sack record set by OLB Brooks Reed in 2011.
- Recorded four tackles (one solo) vs. Indianapolis (12/16)
- Made one tackle at Indianapolis (12/30)
- Made his postseason debut in the AFC Wild Card Playoff vs. Cincinnati (1/5/13)
- Made one tackle and one special teams tackle in AFC Divisional Playoff at New England (1/13/13)

COLLEGE:

- Started 15 of 37 games at Illinois, recording 81 tackles (42 solo) with 18.0 sacks (119 yards), 28 tackles for loss (150 yards), 11 forced fumbles and two fumble recoveries
- Tied for eighth in NCAA FBS history with 11 forced fumbles, which also ranks fifth all-time in the Big Ten Conference and is second on the Illini all-time list (13 by Simeon Rice from 1992-95)

- Set a school and Big Ten single-season record with nine forced fumbles in 2011
- Third on the Illinois single-season tackle for loss chart with 22.5 in 2011
- Earned 2011 All-America and All-Big Ten Conference first-team honors from The NFL Draft Report as the scouting service named him the league's Player of the Year and National Defensive Lineman of the Year
- Mid-season All-America from Phil Steele's College Football and was selected National Defensive Lineman of the Week for his performance vs. Indiana (3.0 sacks) his senior season
- Led the nation in sacks per game (1.23) and fumbles forced per game (0.833) as a senior
- Recorded a career-high 57 tackles (28 solo) with 16.0 sacks (105 yards) to tie the school season-record that was first set by Simeon Rice in 1994
- Played in all 13 games, starting two games at weak-side defensive end his junior season
- Recorded 16 tackles (eight solo) with a 7-yard sack and three tackles for loss in 2010
- Recorded eight tackles (four solo), two assisted sacks and 3.5 tackles for loss in 2009
- Redshirted as a freshman

HIGH SCHOOL:

- Attended Garfield High School, played defensive end and tight end and earned Northeast Ohio Inland All-Star team, Cleveland Plain-Dealer Defensive All-Star team and All-District honors after leading the Rams to a 7-3 record in 2007
- A Prep Star All-Region and All-Akron City League choice, he recorded 36 solo tackles with a pair of sacks, six stops behind the line of scrimmage and four fumble recoveries, advancing one 36 yards for a score that year

MERCILUS' CAREER PLAYOFF DEFENSIVE STATISTICS

Date	Opp	GP	GS	Tot	Solo	Asst	Sk	Yds	Int	Yds	Lg	TD	PD	QBH	TFL	FF	FR	Yds	TD
1/5/13	vs. Cin (WC)	1	0	0	0	0	0.0	0.0	0	0	0	0	0	0	0	0	0	0	0
1/13/13	at NE (Div)	1	0	1	0	1	0.0	0.0	0	0	0	0	0	0	0	0	0	0	0
Career		2	0	1	0	1	0.0	0.0	0	0	0	0	0	0	0	0	0	0	0

ADDITIONAL STATISTICS

Special Teams Tackles (1): 1, 2012.



MIKE MOHAMED

INSIDE LINEBACKER

Height: 6-3 | Weight: 243 | College: California |
 Hometown: Brawley, Calif. | 3rd NFL Season |
 2nd with Texans | Age: 26 | Acquired: FA-'13 |
 2013 GP/GS: 8/0 | Career GP/GS (Playoffs) 11/0 (0/0) |
 Teams: Denver, 2011-12; Jacksonville, 2012; Tennessee, 2012;
 Houston, 2013-14 |

54

TRANSACTIONS: Drafted by the Denver Broncos with the 24th pick in the sixth round (245th overall) of the 2011 NFL Draft...signed by Broncos on July 28, 2011...released by Broncos on Sept. 22, 2011...signed by Broncos to the practice squad on Sept. 23, 2011...signed from practice squad to active roster by Broncos on Nov. 28, 2011...released by Broncos on August 31, 2012...signed by the Jacksonville Jaguars to the practice squad on Sept. 13, 2012...released from the Jaguars practice squad on Sept. 26, 2012...signed by the Broncos to the practice squad on Sept. 27, 2012...signed from the practice squad to active roster by Broncos on Sept. 29... released by Broncos on Oct. 1, 2012...signed by Broncos to the practice squad on Oct. 2, 2012... released from the Broncos practice squad on Nov. 15, 2012...signed by the Tennessee Titans to the practice squad on Nov. 20, 2012...released from the Titans practice squad on Dec. 26, 2012...signed by the Houston Texans as a Reserve/Future Agent on Jan. 17, 2013...Released by the Texans on Aug. 31, 2013... Re-signed with the Texans to the practice squad on Sept. 18, 2013... Signed by the Texans to the active roster on Oct. 16, 2013.

CAREER:

- Has played in 11 career games for the Texans and Broncos, dating back to 2011
- Saw action in a career-high eight games for the Texans in 2013

2013 (Houston 8/0):

- Saw action mostly on special teams in eight games and recorded three special teams tackles after being signed to the active roster in Week 7
- Inactive in Weeks 10-11
- Recorded special teams tackles against Kansas City (10/20), Jacksonville (12/5) and Denver (12/22)

2012 (Denver 1/0):

- Saw his only game action of the season against Oakland (9/30)
- Spent time on the practice squad with Denver, Jacksonville and Tennessee

2011 (Denver 2/0):

- Made his NFL debut in the season opener vs. Oakland (9/12)

COLLEGE:

- Played in the 86th Annual East-West Shrine Game at the Florida Citrus Bowl in Orlando, Fla.

Mohamed's 2013 Season Statistics

Date	Opp	GP	GS	Tot	Solo	Asst	Sk	Yds	Int	Yds	Lg	TD	PD	FF	FR	Yds	TD
10/20	at KC	1	0	0	0	0	0.0	0.0	0	0	--	0	0	0	0	0	0
11/3	vs. IND	1	0	0	0	0	0.0	0.0	0	0	--	0	0	0	0	0	0
11/24	vs. JAC	1	0	0	0	0	0.0	0.0	0	0	--	0	0	0	0	0	0
12/1	vs. NE	1	0	0	0	0	0.0	0.0	0	0	--	0	0	0	0	0	0
12/5	at JAC	1	0	0	0	0	0.0	0.0	0	0	--	0	0	0	0	0	0
12/15	at IND	1	0	0	0	0	0.0	0.0	0	0	--	0	0	0	0	0	0
12/22	vs. DEN	1	0	0	0	0	0.0	0.0	0	0	--	0	0	0	0	0	0
12/29	at TEN	1	0	0	0	0	0.0	0.0	0	0	--	0	0	0	0	0	0
2013 Totals		8	0	0	0	0	0.0	0.0	0	0	--	0	0	0	0	0	0

Special Teams Tackles: 3

- Played in 50 of 51 possible games and made 26 starts from 2007-10 after redshirting in 2006
- Earned first-team All-Pac-10 honors as a junior in 2009 after garnering an honorable mention all-conference selection in 2008 and before picking up second team all-league recognition as a 2010 senior
- Finished his collegiate career fourth on Cal's all-time list for tackles with 340, while adding 20.0 tackles for loss (-81 yards), 7.0 sacks (-51 yards), seven interceptions (77 return yards) including two that he brought back for touchdowns, nine pass breakups, four forced fumbles, two fumble recoveries and nine quarterback hurries
- Honored on the Pac-10 All-Academic team for four consecutive seasons (2007-10), earning first-team recognition in each of his last three campaigns
- Pac-10 Defensive Player of the Week four times, twice as a junior in 2009 and once during both his 2008 sophomore and 2010 senior seasons
- Member of the National Football Foundation's New Hampshire Honor Society earned by maintaining a GPA of 3.2 or better throughout his entire course of undergraduate study while making a significant contribution to his team

HIGH SCHOOL:

- Named the Imperial Valley Defensive Player of the Year as a senior at Brawley High School after accumulating 62 tackles, 14.0 tackles for loss, 5.0 sacks and six blocked punts
- Team MVP and was also a first-team All-Imperial Valley League selection and a second-team medium schools All-State choice by Cal-Hi Sports as a senior
- Member of the San Diego Hall of Champions defensive team and the San Diego Union Tribune All-Academic team
- Full name is Michael Patrick Mohamed
- Parents are Mike and Molly Mohamed
- Cousins Dylan, Marty and Kyle Mohamed played at Cal Poly
- Earned his bachelor's degree from Cal in Business Administration in December of 2010, finishing with a 3.44 cumulative GPA

MOHAMED'S CAREER DEFENSIVE STATISTICS

Year	Team	GP	GS	Tot	Solo	Asst	Sk	Yds	Int	Yds	Lg	TD	PD	QBH	TFL	FF	FR	Yds	TD
2011	Den	2	0	0	0	0	0.0	0.0	0	0	0	0	0	0	0	0	0	0	0
2012	Den	1	0	0	0	0	0.0	0.0	0	0	0	0	0	0	0	0	0	0	0
2013	Houston	8	0	0	0	0	0.0	0.0	0	0	0	0	0	0	0	0	0	0	0
Career		11	0	0	0	0	0.0	0.0	0	0	0	0	0	0	0	0	0	0	0

ADDITIONAL STATISTICS

Special Teams Tackles (3): 3, 2013.



CHRIS MYERS

CENTER

55

Height: 6-4 | Weight: 286 | College: Miami (Fla.) |
Hometown: Miami, Fla. | 10th NFL Season |
7th with Texans | Age: 32 | Acquired: T-'08 (Denver) |
2013 GP/GS: 16/16 | Career GP/GS (Playoffs): 137/112 (6/4) |
Teams: Denver, 2005-07; Houston 2008-14 |

TRANSACTIONS: Selected by Denver Broncos in sixth round (200th pick overall) of 2005 NFL Draft...Signed by Broncos on July 28, 2005...Waived by Broncos on Sept. 3, 2005... Re-signed by Broncos to practice squad on Sept. 4, 2005...Activated on Oct. 4, 2005... Traded by Broncos to Houston Texans for a sixth-round draft pick on March 17, 2008.

HONORS:

- Two-time Pro Bowl Selection (2012, 2013)
- Madden Most Valuable Protectors Award (Week 7, 2011; Week 4, 2012; Week 13, 2012)
- Mark Bruener Award (2013)

CAREER:

- Joined the Texans via trade in 2008 and has started 96 consecutive games at center since
- Has played in 137 games with 112 starts in nine NFL seasons
- Holds the NFL's longest active consecutive games played streak for an offensive lineman (137) and active consecutive starts for a center (112)
- Has blocked for four 1,000-yard performances and was part of a top-four NFL offense from 2008-10
- Became the first Texans offensive lineman ever to be elected to the Pro Bowl in 2012

2013 (Houston 16/16):

- Started every game at center for the seventh consecutive season
- Blocked for an offense that produced 449 yards at San Diego (9/9)
- Helped pave the way for 172 yards on the ground vs. Tennessee (9/15)
- Blocked for an offense that produced 476 yards vs. Seattle (9/29)
- Helped block for an offense that produced a season-high 483 yards vs. Indianapolis (11/3)
- Helped pave the way for a ground game that produced a franchise-record four rushing touchdowns vs. New England (12/1)

2012 (Houston 16/16, 2/2):

- Elected to his second consecutive Pro Bowl after the Texans offense ranked 7th in the NFL and posted seven 100-yard rushing games for Arian Foster
- Part of an offensive line that cleared the way for Texans running backs to rush for 216 yards and three touchdowns while not allowing Matt Schaub to be sacked at Jacksonville (9/17)
- Helped provide protection for Schaub, enabling him to tie a career-high with four touchdown passes at Denver (9/23)
- Helped Foster rush for 152 yards and a touchdown at the New York Jets (10/8)
- Part of an offense that set a franchise record by scoring 43 points vs. Baltimore (10/21)
- Helped Foster go over 100 yards for the fourth time this season as he gained 111 yards on 24 carries and scored a touchdown vs. Buffalo (11/4)
- Part of an offense that set a franchise record with 653 yards of offense and tied the franchise scoring record with 43 points vs. Jacksonville (11/18) and put up another 501 yards at Detroit (11/22)
- Paved the way for Foster to rush for 140 yards while not allowing Schaub to be sacked in AFC Wild Card Playoff vs. Cincinnati (1/5/13)
- Paved the way for Foster to rush for 90 yards while only allowing Schaub to be sacked one time in AFC Divisional Playoff at New England (1/13/13)

2011 (Houston 16/16, 2/2):

- Elected to his first career Pro Bowl after helping the Texans set a franchise record and rank second in the NFL with 2,448 yards (153.0 per game)
- Paved the way for Ben Tate to rush for 116 yards vs. Indianapolis (9/11) and 103 yards at Miami (9/18)
- Provided pocket protection enabling Matt Schaub to throw for 373 yards and three touchdowns at New Orleans (9/25)
- Helped clear the way for Arian Foster to rush for 155 yards and a touchdown vs. Pittsburgh (10/2)
- Part of an offense that put up 518 total yards, the third-highest in team history, which included two 100-yard rushers and 100-yard receiver at Tennessee (10/23)
- Cleared holes for a franchise-record 261 rushing yards, including two 100-yard rushers for the second time in 2011 vs. Cleveland (11/6)
- Paved the way for Foster to become the first player to rush for more than 100 yards against the Atlanta defense in 2011 when he went for 111 yards on 31 carries (12/4)
- Helped Foster go over 100 yards for the sixth time during the season and over 1,000 yards rushing for the second consecutive season vs. Carolina (12/18)
- Cleared holes for Foster to rush for 153 yards in AFC Wild Card Playoff vs. Cincinnati (1/7/12)
- Paved the way for Foster to rush for 132 yards, the most Baltimore's defense has ever given up in a postseason game, in AFC Divisional Playoff game at Baltimore (1/15/12)

2010 (Houston 16/16):

- Started all 16 games for the fourth consecutive season and helped clear holes for Foster to rush for a team-record 1,616 yards
- Started at center and helped pave the way for Foster's franchise-record 231 yards rushing vs. Indianapolis (9/12)
- Provided pocket protection for QB Matt Schaub, enabling him to throw for a then-franchise-record 497 yards and three touchdowns at Washington (9/19)
- Helped Texans running backs rush for 249 yards while allowing no sacks at Oakland (10/3)
- Protected Schaub during his AFC Player of the Week performance vs. Kansas City (10/17)
- Started at center and cleared holes for Foster to rush for 127 yards vs. San Diego (11/7)
- Opened holes for Foster to rush for 143 yards vs. Tennessee (11/28)
- Starter at center at Denver (12/26), making a return to the city where he spent the first three years of his career
- Paved the way for Foster to rush for 180 yards vs. Jacksonville (1/2/11) and wrap up the 2010 NFL rushing title

2009 (Houston 16/16):

- Started all 16 games for his third straight season
- Helped Schaub pass for his second consecutive 300-yard game vs. Jacksonville (9/27)
- Protected Schaub as he threw for 392 yards and four touchdowns at Cincinnati (10/18)
- Started at center vs. Tennessee (11/23) when Schaub had his second consecutive 300-yard passing game
- Helped the offense gain more than 300 yards for the 11th consecutive game at Jacksonville (12/6)
- Part of the offensive line that blocked for Schaub as he threw for 365 yards and two touchdowns vs. Seattle (12/13) without allowing him to be sacked
- Blocked for Schaub at St. Louis (12/20), where he threw for 367 yards and was not sacked for the second consecutive game and fourth time of 2009

2008 (Houston 16/16):

- Started all 16 games in his first season in Houston
- Helped clear holes for rookie RB Steve Slaton to rush for a team-record 1,282 yards
- One of three Texans offensive linemen to take every snap during the season

MYERS' CAREER OFFENSIVE STATISTICS

Games/Starts: 2005: 16/0, 2006: 16/0, 2007: 16/16, 2008: 16/16, 2009: 16/16, 2010: 16/16, 2011: 16/16, 2012: 16/16, 2013: 16/16; Totals: 137/112.

Postseason Games/Starts: 2005: 2/0, 2011: 2/2; 2012: 2/2; Totals: 6/4.

CHRIS MYERS

2007 (Denver 16/16):

- Moved into the starting lineup for the first time and started all 16 games
- Opened the first five contests at left guard before sliding inside to center for the last 11 games
- Part of a line that paved the way for a ground attack that averaged 4.6 yards per carry, ranking fifth-best in the NFL, and yielded only 32 sacks
- One of only three Denver players (CB Champ Bailey and LB D.J. Williams) to be whistled for only one penalty all year

2006 (Denver 16/0):

- Saw action on special teams in all 16 games in his second pro season

2005 (Denver 9/0, 2/0):

- Saw action in nine games as a rookie, playing on special teams and also contributed in both Denver postseason contests
- Spent the first four weeks of the season on the Broncos practice squad before being signed to the 53-man roster (10/4)
- Inactive for three games before he made his NFL debut on special teams vs. Philadelphia (10/30)

COLLEGE:

- Three-year starter at Miami (Fla.), playing in a total of 45 games with 38 starts
- Started at both guard positions, right tackle and center and finished his career earning all-conference recognition as a junior and senior
- Was a second-team All-Atlantic Coast Conference selection as a senior, starting all 12 games at right tackle for the Peach Bowl champions and concluding his career by starting his final 38 games
- Second-team All-Big East Conference as a junior
- College teammate of current Texans T Rashad Butler, and WR Andre Johnson and at Miami
- Graduated with a bachelor's degree, studying history, political science and sports administration

HIGH SCHOOL:

- Earned All-State and All-Dade County honors as a senior at Palmetto High School in Miami despite not playing football until 10th grade for the Panthers
- Played in the prestigious Florida vs. California All-Star game as a senior
- Won the NFL's Punt, Pass and Kick competition as a child
- Grandfather was a longtime NFL referee



DEREK NEWTON TACKLE

75

Height: 6-6 | Weight: 313 | College: Arkansas State |
Hometown: Utica, Miss. | 4th NFL Season |
4th with Texans | Age: 26 | Acquired: D7, 2011 (214th overall) |
2013 GP/GS: 16/16 | Career GP/GS (Playoffs): 44/30 (4/2) |
Teams: Houston, 2011-14 |

TRANSACTIONS: Selected by Houston Texans in the seventh round (214th overall) in the 2011 NFL Draft...Signed by the Texans on July 31, 2011.

HONORS:

- Madden Most Valuable Protectors Award (Week 4, 2012; Week 13, 2012)

CAREER:

- Has played in 44 regular season games with 30 starts at right tackles since being drafted by the Texans in the seventh round in 2011
- Has started two of the four playoff games he has appeared in at right tackle
- Took over as the full-time starter at right tackle in 2012

2013 (Houston 16/16):

- Spent the offseason rehabilitating from patellar tendon surgery
- Started all 16 games at right tackle for the first time in his career
- Blocked for an offense that produced 449 yards at San Diego (9/9)
- Helped pave the way for 172 yards on the ground vs. Tennessee (9/15)
- Blocked for an offense that produced 476 yards vs. Seattle (9/29)
- Blocked for an offense that produced a season-high 483 yards vs. Indianapolis
- Helped pave the way for a ground game that produced a franchise-record four rushing touchdowns vs. New England (12/1)

2012 (Houston 14/14, 2/2):

- Made the first start of his NFL career at right tackle in the season opener vs. Miami (9/9)
- Part of an offensive line that cleared the way for the Texans to rush for 216 yards and three touchdowns while not allowing Matt Schaub to be sacked at Jacksonville (9/17)
- Helped provide protection for Schaub, enabling him to tie a career-high with four touchdown passes at Denver (9/23)
- Helped Arian Foster rush for 152 yards and a touchdown at the New York Jets (10/8)
- Part of an offense that set a franchise record by scoring 43 points vs. Baltimore (10/21)

- Helped Foster go over 100 yards for the fourth time in 2012 as he gained 111 yards on 24 carries and scored a touchdown vs. Buffalo (11/4)
- Part of an offense that set a franchise record with 653 yards of offense and tied the franchise scoring record with 43 points vs. Jacksonville (11/18) and put up another 501 yards at Detroit (11/22)
- Inactive at Tennessee (12/2) and at New England (12/10)
- Paved the way for Foster to rush for 140 yards while not allowing Schaub to be sacked in the AFC Wild Card Playoff vs. Cincinnati (1/5/13)
- Paved the way for Foster to rush for 90 yards in the AFC Divisional Playoff at New England (1/13/13)

2011 (Houston 14/0, 2/0):

- Played in 14 games, primarily on special teams, after being inactive for the first two games of the regular season
- Made his professional debut blocking for a Neil Rackers field goal attempt in the first quarter at New Orleans (9/25)
- Made his postseason debut and saw action on special teams in AFC Wild Card Playoff vs. Cincinnati (1/7/13)

COLLEGE:

- Earned first-team All-Sun Belt accolades after starting all 12 games at right tackle in 2010
- Garnered second-team All-SBC honors in 2009 and received the Gary Withrow Award, given to the Red Wolves' most outstanding offensive lineman
- Was the only lineman on the team to start every game in 2009 and helped lead the Red Wolves to 21 rushing touchdowns
- Paved the way for three different ASU players rushing for over 100 yards in at least one game
- Was part of ASU's line that helped the offense gain its most yards of total offense (484) against an FBS opponent since the 2007 season
- Redshirted in 2008
- First Team All-State selection at Hinds Community College
- Played in the Mississippi Junior College All-Star Game

HIGH SCHOOL:

- Helped lead Hinds Agricultural High School to a 10-0 regular-season record as a senior, earning All-Metro and All-District honors
- Named Most Improved Player as a senior

NEWTON'S CAREER OFFENSIVE STATISTICS

Games/Starts: 2011: 14/0; 2012: 14/14; 2013: 16/16; **Totals:** 44/30.

Postseason Games/Starts: 2011: 2/0; 2012: 3/3; **Totals:** 5/3.



EZ NWACHUKWU

WIDE RECEIVER

17

Height: 5-11 | Weight: 196 | College: Texas A&M |
 Hometown: Allen, Texas | 1st NFL Season |
 2nd with Texans | Age: 23 | Acquired: CFA-'13 |
 2013 GP/GS: 0/0 | Career GP/GS (Playoffs): 0/0 (0/0) |
 Teams: Houston, 2013-14 |

TRANSACTIONS: Signed by the Houston Texans on May 10, 2013...Released by Texans on Aug. 31, 2013...Signed by Texans to the practice squad on Sept. 2, 2013...Re-signed by Texans on Dec. 30, 2013.

2013:

- Spent the entire season on the Texans practice squad

PERSONAL:

- Is the son of Ngozi Nwachukwu
- First name, Uzoma, is Nigerian meaning "the road is good" and Nwachukwu translating to "child of God"
- Nickname is "EZ"
- Brother, Chima, was a three-year starting safety at Washington State
- High school and college teammate of Texans S Steven Terrell at Allen High School and Texas A&M

COLLEGE:

- Ranked fourth in Texas A&M annals with 152 career receptions for 2,239 yards and tied for third with 19 receiving touchdowns
- Started 44-of-52 games in which he played
- Started all 13 games for the second consecutive season as a senior and set a career high with seven touchdown receptions to go along with 26 recetptions for 485 yards (18.7 average)
- Posted a career-high 50 receptions for 639 yards and had two touchdowns and started all 13 games as a junior
- Ranked fourth on the team with 36 catches for 407 yards and four touchdowns with six starts in 13 games as a sophomore
- Honorable mention All-Big 12 selection by the league's head coaches as a freshman
- Named to collegefootballnews.com's Freshman All-America third team and ESPN.com's Big 12 All-Freshman team
- Led the A&M wideouts with 708 yards on 40 receptions and ranked second with six touchdowns
- Majored in sports management

HIGH SCHOOL:

- Helped lead Allen to the 2008 5A Division 1 State Championship under head coach Tom Westerberg
- As a senior, caught 40 passes for 331 yards and four touchdowns and rushed 11 times for 110 yards



TOBEN OPURUM

FULLBACK

42

Height: 6-1 | Weight: 250 | College: Kansas |
 Hometown: Richardson, Texas | 1st NFL Season |
 2nd with Texans | Age: 23 | Acquired: FA-'13 |
 2013 GP/GS: 0/0 | Career (Playoffs) GP/GS: 0/0 (0/0) |
 Teams: Kansas City, 2013; Houston, 2013-14 |

TRANSACTIONS: Signed by the Kansas City Chiefs on May 17, 2013...Released by Chiefs on Aug. 31, 2013...Re-signed with Chiefs to the practice squad on Sept. 1, 2013...Released by Chiefs on Sept. 18, 2013...Re-signed by Chiefs to the practice squad on Sept. 21, 2013...Released by Chiefs on Nov. 20, 2013...Re-signed by Chiefs to the practice squad on Dec. 3, 2013...Signed by Houston Texans to the active roster from the Chiefs practice squad on Dec. 24, 2013.

2013 (Houston 0/0):

- Signed by Texans on Dec. 24
- Inactive at Tennessee (12/29) in Week 17

COLLEGE:

- Earned 2012 Academic All Big-12 Second Team honors
- Named All-Big 12 Honorable Mention by the conference coaches in 2011
- Was named a team captain in 2011 and 2012
- Started at outside linebacker in 11-of-12 games as a senior and registered 43 tackles, 1.5 sacks, six tackles for loss, two forced fumbles, two fumble recoveries and three pass breakups
- Started all 12 games in 2011 as the Buck linebacker and recorded 45 tackles, a team-best 10.5 tackles for loss and four sacks
- Switched from running back to linebacker/defensive end in 2010 and finished the year with 21 tackles, three tackles for loss and one sack
- Became the first freshman in 2009 to lead Kansas in rushing since 2002 and carried the ball 133 times for 554 yards and nine touchdowns
- Majored in business

HIGH SCHOOL:

- Was a three-year starter as a running back and linebacker at Plano East High School
- A two-time all-district first team selection who was also the team MVP and captain
- Son of George and Agatha Opurum

OPURUM'S CAREER OFFENSIVE STATISTICS

Year	Team	GP	GS	Rush	Yds	RUSHING			TD	Rec	Yds	RECEIVING			TD
						Avg	Lg					Avg	Lg		
2013	Hou	0	0	0	0	0.0	0.0		0	0	0	0.0	0		0
Career		0	0	0	0	0.0	0.0		0	0	0	0.0	0		0



EDDIE PLEASANT STRONG SAFETY

35

Height: 5-10 | Weight: 210 | College: Oregon |
Hometown: Compton, Calif. | 3rd NFL Season |
3rd with Texans | Age: 25 | Acquired: CFA-'12 |
2013 GP/GS: 16/1 | Career GP/GS (Playoffs): 18/1 (2/0) |
Teams: Houston, 2012-14 |

TRANSACTIONS: Signed with Houston Texans on May 14, 2012...Released by Texans on Aug. 31, 2012...Signed by Texans to practice squad on Sept. 1, 2012...Signed by Texans to active roster on Dec. 21, 2012.

CAREER:

- Enjoyed his first full season on the active roster in 2013 after spending the first 14 weeks of the 2012 season on the practice squad as an undrafted free agent
- Has played in 18 regular season games with one start and two postseason games
- Has 15 tackles and nine special teams tackles in his career to go along with two passes defended

2013 (Houston 16/1):

- Played in all 16 games and started at strong safety against Denver (12/22)
- Set career-highs with 15 tackles, two passes defended and eight special teams tackles
- Recorded eight special teams tackles and 15 tackles on defense with two passes defended
- Recorded two solo tackles on defense and one on special teams at San Francisco (10/6)
- Recorded one solo tackle on defense and two special teams tackles vs. Oakland (11/17)
- Recorded a career-high four solo tackles vs. New England (12/1)
- Tied his career high with four solo tackles vs. Denver (12/22)

2012 (Houston 2/0, 2/0):

- Made his NFL debut with a special teams tackle vs. Minnesota (12/23)
- Made his postseason debut in the AFC Wild Card Playoff vs. Cincinnati (1/5/13)
- Had one assisted tackle on special teams in AFC Divisional Playoff at New England (1/13/13)

COLLEGE:

- Saw action in 51 career games for Oregon, including 37 career starts
- Named to 2011 All-Pac-12 first team and shared team honors of most inspirational player
- Oregon's starting rover/strong safety for all 13 games in 2010 ranked fifth on the team with 65 tackles
- Made a season-high four stops (three solo) and broke up two passes vs. UCLA in 2008

HIGH SCHOOL:

- Attended Kennedy High School
- Received all-Orange Country player of the year, all-state and defensive player of the year accolades
- Tallied 57 tackles, 1.5 quarterback sacks, one interception and one blocked field goal as a prep senior

Pleasant's 2013 Season Statistics

Date	Opp	GP	GS	Tot	Solo	Asst	Sk	Yds	Int	Yds	Lg	TD	PD	FF	FR	Yds	TD
9/9	at SD	1	0	0	0	0	0	0.0	0.0	0	0	--	0	0	0	0	0
9/15	vs. TEN	1	0	1	0	1	0	0.0	0.0	0	0	--	0	0	0	0	0
9/22	at BAL	1	0	0	0	0	0	0.0	0.0	0	0	--	0	0	0	0	0
9/29	vs. SEA	1	0	0	0	0	0	0.0	0.0	0	0	--	0	0	0	0	0
10/6	at SF	1	0	2	2	0	0	0.0	0.0	0	0	--	0	0	0	0	0
10/13	vs. STL	1	0	0	0	0	0	0.0	0.0	0	0	--	0	0	0	0	0
10/20	at KC	1	0	0	0	0	0	0.0	0.0	0	0	--	0	0	0	0	0
11/3	vs. IND	1	0	0	0	0	0	0.0	0.0	0	0	--	0	0	0	0	0
11/10	at ARI	1	0	0	0	0	0	0.0	0.0	0	0	--	0	0	0	0	0
11/17	vs. OAK	1	0	1	1	0	0	0.0	0.0	0	0	--	0	0	0	0	0
11/24	vs. JAC	1	0	0	0	0	0	0.0	0.0	0	0	--	0	0	0	0	0
12/1	vs. NE	1	0	4	4	0	0	0.0	0.0	0	0	--	0	2	0	0	0
12/5	at JAC	1	0	1	1	0	0	0.0	0.0	0	0	--	0	0	0	0	0
12/15	at IND	1	0	1	0	1	0	0.0	0.0	0	0	--	0	0	0	0	0
12/22	vs. DEN	1	1	4	4	0	0	0.0	0.0	0	0	--	0	0	0	0	0
12/29	at TEN	1	0	1	1	0	0	0.0	0.0	0	0	--	0	0	0	0	0
2013 Totals		16	1	15	13	2	0.0	0.0	0	0	--	0	2	0	0	0	0

Special Teams Tackles: 8

2013 HIGHS

Tackles 4 twice, last: vs. Denver, 12/22/13
Passes Defended 2 vs. New England, 12/1/13

CAREER GAME HIGHS

Tackles 4 twice, last: vs. Denver, 12/22/13
Passes Defended 2 vs. New England, 12/1/13

CAREER SEASON HIGHS

Tackles 15 2013
Passes Defended 2 2013
Special Teams Tackles 8 2013

PLEASANT'S CAREER DEFENSIVE STATISTICS

Year	Team	GP	GS	Tot	Solo	Asst	Sk	Yds	Int	Yds	Lg	TD	PD	QBH	TFL	FF	FR	Yds	TD
2012	Hou [^]	2	0	0	0	0	0.0	0.0	0	0	0	0	0	0	0	0	0	0	0
2013	Hou [^]	16	1	15	13	2	0.0	0.0	0	0	0	0	2	0	0	0	0	0	0
Career		18	1	15	13	2	0.0	0.0	0	0	0	0	2	0	0	0	0	0	0

[^] - Tackle statistics based on coaches' review

ADDITIONAL STATISTICS

Special Teams Tackles (9): 2012 - 1; 2013- 8.

PLEASANT'S CAREER PLAYOFF DEFENSIVE STATISTICS

Year	Team	GP	GS	Tot	Solo	Asst	Sk	Yds	Int	Yds	Lg	TD	PD	QBH	TFL	FF	FR	Yds	TD
1/5/13	vs. Cin (WC)	1	0	0	0	0	0.0	0.0	0	0	0	0	0	0	0	0	0	0	0
1/13/13	at NE (Div)	1	0	0	0	0	0.0	0.0	0	0	0	0	0	0	0	0	0	0	0
Career		2	0	0	0	0	0.0	0.0	0	0	0	0	0	0	0	0	0	0	0

ADDITIONAL STATISTICS

Special Teams Tackles (1): 2012 - 1.



DeVIER POSEY

WIDE RECEIVER

Height: 6-1 | Weight: 210 | College: Ohio State |
Hometown: Cincinnati, Ohio | 3rd NFL Season |
3rd with Texans | Age: 24 | Acquired: D3a-2012 (68th overall) |
2013 GP/GS: 14/0 | Career GP/GS (Playoffs): 25/0 (2/0) |
Teams: Houston, 2012-14 |

11

TRANSACTIONS: Selected by Houston Texans in the third round (68th overall) of the 2012 NFL Draft...Signed by Texans on July 24, 2012.

CAREER:

- Has played in 25 regular season games and caught 21 passes for 242 yards and scored one touchdown when he recovered a blocked punt in the end zone against Green Bay (10/14/12)
- Has played in two playoff games and totaled three receptions for 47 yards and a touchdown
- Tore his achilles tendon in the AFC Divisional Playoff against New England on 1/13/13 but successfully returned in time to play in the 2013 season opener

2013 (Houston 14/0):

- Played in a career-high 14 games and had 15 receptions for 155 yards despite missing all of the preseason recovering from a torn achilles suffered at the end of the 2012 season
- Tied a career-high with three receptions for 29 yards at Baltimore (9/22)
- Recorded one reception for a career-long 42 yards at Kansas City (10/20)
- Tied his career-high with three receptions for 23 yards vs. Indianapolis (11/3)
- Tied his career-high with three receptions for 34 yards at Arizona (11/10)
- Inactive in Weeks 16-17 due to an ankle injury

Posey's 2013 Season Offensive Statistics

Date	Opp	GP	GS	Rush	Yds	Avg	Lg	TD	Rec	Yds	Avg	Lg	TD
9/9	at SD	1	0	0	0	--	--	0	0	0	--	--	0
9/15	vs. TEN	1	0	0	0	--	--	0	0	0	--	--	0
9/22	at BAL	1	0	0	0	--	--	0	3	29	9.7	14	0
9/29	vs. SEA	1	0	0	0	--	--	0	0	0	--	--	0
10/6	at SF	1	0	0	0	--	--	0	1	5	5.0	5	0
10/13	vs. STL	1	0	0	0	--	--	0	1	3	3.0	3	0
10/20	at KC	1	0	0	0	--	--	0	1	42	42.0	42	0
11/3	vs. IND	1	0	0	0	--	--	0	3	23	7.7	12	0
11/10	at ARI	1	0	0	0	--	--	0	3	34	11.3	12	0
11/17	vs. OAK	1	0	0	0	--	--	0	1	5	5.0	5	0
11/24	vs. JAC	1	0	0	0	--	--	0	1	5	5.0	5	0
12/1	vs. NE	1	0	0	0	--	--	0	0	0	--	--	0
12/5	at JAC	1	0	0	0	--	--	0	1	9	9.0	9	0
12/15	at IND	1	0	0	0	--	--	0	0	0	--	--	0
2013 Totals		14	0	0	0	--	--	0	15	155	10.3	42	0

2013 HIGHS

Yards Receiving 42 at Kansas City, 10/20/13 (1 reception)
Receptions 3 3 times, last: at Arizona, 11/10/13
Receiving long 42 at Kansas City, 10/20/13 (from Case Keenum)

CAREER GAME HIGHS

Receptions 3 four times, last: at Arizona, 11/10/13
Yards Receiving 46 vs. Indianapolis (3 receptions), 12/16/12
Receiving Long 42 at Kansas City, 10/20/13
Rushing Attempts 1 at New York Jets, 10/8/12
Yards Rushing -3 at New York Jets, 10/8/12

CAREER SEASON HIGHS

Receptions 22 2013
Yards Receiving 155 2013
Rushing Attempts 1 2012
Yards Rushing -3 2012

POSEY'S CAREER OFFENSIVE STATISTICS

Year	Team	GP	GS	RUSHING					RECEIVING				
				Rush	Yds	Avg	Lg	TD	Rec	Yds	Avg	Lg	TD
2012	Hou	11	0	1	-3	-3.0	-3	0	6	87	14.5	36	0
2013	Hou	14	0	0	0	0.0	0	0	15	155	10.3	42	0
Career		25	0	1	-3	-3.0	-3	0	21	242	11.5	42	0

ADDITIONAL STATISTICS

Special Teams Touchdowns (1): Recovered a blocked punt by Bryan Braman in the end zone vs. Green Bay, 10/14/12.

DeVIER POSEY

2012 (Houston 11/0, 2/0):

- Made six catches for 87 yards in the regular season as well as compiling four receptions for 47 yards in postseason play, including a 25-yard touchdown reception from Matt Schaub in AFC Divisional Playoff at New England (1/13/13)
- Inactive for four games
- Made his professional debut when he came into the game at wide receiver on the opening drive vs. Tennessee (9/30)
- Recovered a blocked punt in the end zone for a touchdown, the first of his career, vs. Green Bay (10/14)
- Caught the first pass of his NFL career, a 19-yard reception from T.J. Yates in the fourth quarter to set up a touchdown at New England (12/10)
- Caught three passes for 46 yards vs. Indianapolis (12/16)
- Had one reception for six yards vs. Minnesota (12/23)
- Caught one pass for 16 yards at Indianapolis (12/30)
- Made his playoff debut and made two special teams tackles in the AFC Wild Card Playoff vs. Cincinnati (1/5/13)

COLLEGE:

- Started 29-of-41 games at Ohio State, ranking seventh in school history with 136 receptions and 18 touchdowns and eighth with 1,955 yards receiving
- Scored 108 career points
- Ranked sixth on the OSU single-season receptions list with 60 in 2009

- Started each of the team's final three games after being suspended the first 10 games of the 2011 season and finished fourth on the team with 12 receptions for 162 yards (13.5 ypc) and two touchdowns
- 2010 Biletnikoff Award (nation's top receiver) and Hornung Trophy (most versatile player in college) watch list member
- Received All-Big Ten honorable mention with 4.08 receptions and 65.23 receiving yards per game his junior season
- Started all 13 games in 2010, ranking second on the team with 53 receptions for 848 yards (16.0 average) and seven touchdowns
- Started all 13 games as a sophomore and led the team with 60 receptions (sixth on the school season-record list) for 828 yards (13.8 average) and eight touchdowns
- Played in 12 games as a reserve flanker his freshman year, finishing fifth on the team with 11 receptions for 117 yards (10.6 average) and one touchdown

HIGH SCHOOL:

- Attended LaSalle High School in Cincinnati, Ohio, where he was an All-Ohio, All-Cincinnati, All-League and All-District receiver
- Pulled in 33 passes for 750 yards and nine scores as a junior, completing his prep career with 47 receptions for 770 yards and seven more scores in 2007
- Lettered three times with the basketball team and also made his mark with the track team, as he still holds the school records in the 200 (21.5) and 400 (47.78) meters

POSEY'S CAREER POSTSEASON OFFENSIVE STATISTICS

RUSHING

Date	Opp.	GP	GS	Rush	Yds	Avg	Lg	TD	Rec	Yds	Avg	Lg	TD
1/5/13	vs. Cin (WC)	1	0	0	0	0	0	0	0	0	0	0	0
1/13/13	at NE (Div)	1	0	0	0	0	0	0	3	47	15.7	25	1
Career		2	0	0	0	0	0	0	3	47	15.7	25	1

RECEIVING



ZACH POTTER TIGHT END

86

Height: 6-7 | Weight: 269 | College: Nebraska |
Hometown: Omaha, Neb. | 4th NFL Season |
1st with Texans | Age: 28 | Acquired: FA-14 |
2013 GP/GS: 0/0 | Career GP/GS (Playoffs): 45/11 (0/0) |
Teams: Jacksonville, 2009-12, Houston, 2014 |

TRANSACTIONS: Signed by New York Jets as an undrafted free agent on May 1, 2009... Released by Jets on Sept. 5, 2009... Signed to the practice squad by the Jacksonville Jaguars on Sept. 17, 2009... Signed by Jaguars to the active roster on Dec. 21, 2009... Signed as an unrestricted free agent by the St. Louis Rams on May 20, 2013... Released by Rams on August 31, 2013... Signed by Houston Texans on Feb. 26, 2014

CAREER:

- Played three-plus seasons with the Jacksonville Jaguars (2009-12) after signing with the New York Jets as an undrafted free agent out of Nebraska in 2009
- Has totaled 11 receptions for 83 yards and has started 11 of the 45 games he's played in
- Switched to tight end in the NFL after spending his entire collegiate career as a defensive lineman
- Did not play in 2013

2012 (Jacksonville 16/5):

- Played in a career-high 16 games and had two receptions for 6 yards

2011 (Jacksonville 15/7):

- Caught a career-best five passes for 50 yards
- Recorded career-highs with three receptions for 24 yards against San Diego on 12/5/11

2010 (Jacksonville 13/1):

- Caught three passes for 24 yards in 13 games with one start

2009 (Jacksonville 1/1):

- Started in his NFL debut in the season finale against Cleveland (1/3/10) and recorded his first career catch for 3 yards
- Signed to the active roster after spending the previous 14 weeks on the Jacksonville practice squad

COLLEGE:

- Two-time Big 12 Honorable Mention at defensive end who set season (3 in 2008) and career records (5) for blocked kicks by a defensive end
- First-Team Academic All-Big 12 in 2006 and a second-team selection in 2007-08
- Recorded 47 tackles, 16 tackles for loss, an interception and 5.5 sacks his senior season in 2008, when he served as one of the team's four captains
- Led the Cornhusker defensive line with 45 tackles to go along with 11 tackles for loss and 2.5 sacks as junior
- Played in 13 games as a sophomore and 12 games as a true freshman
- 5-time Big 12 Commissioner's Academic Honor Roll pick
- Majored in communications studies

HIGH SCHOOL:

- Standout at tight end and defensive end for head coach Tom Jaworski at Creight Prep, where he helped the Junior Jays win the Class A state title as a senior
- Also starred on the basketball court, where he earned first-team all-state honors as a senior center and helped lead his team to the state title game
- Earned co-Boys High School Athlete-of-the-Year honors from the Lincoln Journal Star as a senior
- Son of Dave Potter and Karen Sanden, and his stepmother is Lynne Potter

CAREER GAME HIGHS

Receptions 3 vs. San Diego, 12/5/11
Yards Receiving 24 vs. San Diego, 12/5/11
Receiving Long 22 at Tennessee, 12/24/11

CAREER SEASON HIGHS

Receptions 5 2011
Yards Receiving 50 2011

POTTER'S CAREER OFFENSIVE STATISTICS

Year	Team	GP	GS	RUSHING					RECEIVING				
				Rush	Yds	Avg	Lg	TD	Rec	Yds	Avg	Lg	TD
2009	Jac	1	1	0	0	0.0	0	0	1	3	3.0	3	0
2010	Jac	13	1	0	0	0.0	0	0	3	24	8.0	10	0
2011	Jac	15	7	0	0	0.0	0	0	5	50	10.0	22	0
2012	Jac	16	5	0	0	0.0	0	0	2	6	3.0	4	0
Career		45	14	0	0	0.0	0	0	11	83	7.5	22	0

ADDITIONAL STATISTICS

Special Teams Touchdowns (1): Returned a blocked punt by Kassim Osgood 46 yards for a touchdown at Atlanta on 12/15/11.
Kickoff Returns (3-26): 1-15 at Indianapolis, 12/19/10; 1-0 at Houston, 10/30/11; 1-11 vs. New England 12/23/12.



JERRELL POWE

NOSE TACKLE

Height: 6-2 | Weight: 331 | College: Mississippi |
Hometown: Waynesboro, Miss. | 4th NFL Season |
1st with Texans | Age: 27 | Acquired: FA-'14 (KC) |
2013 GP/GS: 2/1 (0/0) | Career GP/GS (Playoffs): 12/1 (0/0) |
Teams: Kansas City, 2011-13; Houston, 2014 |

95

TRANSACTIONS: Drafted by the Kansas City Chiefs in the sixth round (199th overall) of the 2011 NFL Draft...Released by Chiefs on Sept. 1, 2013...Signed by Chiefs on Dec. 3, 2013...Released by Chiefs on Dec. 13, 2013...Signed by Chiefs on Dec. 19, 2013...Declared as a free agent on March 11, 2014...Signed by Houston Texans on March 18, 2014.

CAREER:

- Former sixth-round pick who played in 12 games with one start for the Kansas City Chiefs from 2011-13 and compiled 8 tackles and a sack in that time

2013 (Kansas City 2/1, 0/0):

- Played in two games for the Chiefs and made his first career start in the season finale at San Diego (12/29)
- Recorded his first career sack in the third quarter at San Diego (12/29), taking down Philip Rivers for a loss of 3 yards; also had his first career pass defended and finished the game with two tackles
- Inactive for the Wild Card game vs. Indianapolis (1/4/14)

2012 (Kansas City 9/0):

- Appeared in nine games, recording six tackles (five solo) and was inactive in seven games

2011 (Kansas City 1/0):

- Made his NFL debut at New England (11/21) and was inactive for 15 contests

COLLEGE:

- Played in 37 games (22 starts) with 65 tackles and recorded 69 tackles (49 solo), 24.0 tackles for loss, 7.0 sacks, three quarterback pressures, one interception, one pass defended and two forced fumbles, and carried the ball twice for no yards

- Started all 12 games at nose tackle as a senior in 2010 and registered 27 tackles (18 solo), 8.5 stops for loss (-29.0 yards), 2.5 sacks (-7.0 yards), one QB pressure, one pass defended and a forced fumble
- Selected All-Southeastern Conference second-team by the league's coaches, chosen as a team captain and named to the SEC Football Community Service Team
- Started 10 of 13 games in 2009 as a junior and registered 34 tackles (25 solo), 3.0 sacks, tied for the team lead with 12.0 tackles for loss (-38.0 yards) and posted two QB pressures and one fumble recovery
- Played in 12 games as a sophomore in 2008 and produced eight tackles (six solo), 3.5 stops for loss (-13.0 yards), 1.5 sacks, an interception and a pass defended
- Attended Ole Miss, but did not play football in 2006-07
- Majored in criminal justice

HIGH SCHOOL:

- Compiled 225 tackles and 37.0 sacks during his career at Wayne County High School in Waynesboro, Miss.
- Spent one season at Hargrave Military Academy in Chatham, Va.
- Named a Parade All-American and played in the U.S. Army All-America Bowl as a senior
- Was a three-time all-state selection and named the Mississippi Mr. Football by The Clarion-Ledger following his senior campaign
- Finished his senior season with 89 tackles, 9.0 sacks and five forced fumbles
- Helped lead his prep team to state championships as a sophomore and junior
- Also earned two varsity letters in basketball averaging 10 points and 10 rebounds a game

Powe's 2013 Season Statistics

Date	Opp	GP	GS	Tot	Solo	Asst	Sk	Yds	Int	Yds	Lg	TD	PD	FF	FR	Yds	TD
12/22	vs. IND	1	0	0	0	0	0.0	0.0	0	0	0	0	0	0	0	0	0
12/29	at SD	1	1	2	1	1	1.0	3.0	0	0	0	0	1	0	0	0	0
2013 Totals		2	1	2	1	1	1.0	3.0	0	0	0	0	1	0	0	0	0

Quarterback Hits (QBH): 1

Tackles for Loss (TFL): 1

2013 HIGHS

Tackles	2	at San Diego, 12/29/13
Sacks	1	at San Diego, 12/29/13 (P. Rivers)
Passes Defensed	1	at San Diego, 12/29/13

CAREER GAME HIGHS

Tackles	2	twice, last: at San Diego, 12/29/13
Sacks	1.0	at San Diego, 12/29/13 (P. Rivers)
Passes Defensed	1	at San Diego, 12/29/13
TFL	1	twice, last: at San Diego, 12/29/13
QBH	1	at San Diego, 12/29/13

CAREER SEASON HIGHS

Tackles	6	2012
Sacks	1.0	2013
Passes Defensed	1	2013
QBH	1	2013
TFL	1	2012, 2013

POWE'S CAREER DEFENSIVE STATISTICS

Year	Team	GP	GS	Tot	Solo	Asst	Sk	Yds	Int	Yds	Lg	TD	PD	QBH	TFL	FF	FR	Yds	TD
2011	KC	1	0	0	0	0	0.0	0.0	0	0	0	0	0	0	0	0	0	0	0
2012	KC	9	0	6	5	1	0.0	0.0	0	0	0	0	0	0	1	0	0	0	0
2013	KC	2	1	2	1	1	1.0	3.0	0	0	0	0	1	1	1	0	0	0	0
Career		12	1	8	6	2	1.0	3.0	0	0	0	0	1	1	2	0	0	0	0



DAVID QUESSENBERY 77

OFFENSIVE TACKLE

Height: 6-5 | Weight: 306 | College: San Jose State |
Hometown: La Jolla, Calif. | 2nd NFL Season |
2nd with Texans | Age: 23 | Acquired: D6a-'13 |
2013 GP/GS: 0/0 | Career (Playoffs) GP/GS: 0/0 (0/0) |
Teams: Houston, 2013-14 |

TRANSACTIONS: Drafted by the Houston Texans with the 176th overall pick and eighth pick of the sixth round of the 2013 NFL Draft on April 27, 2013...Signed by the Texans on May 10, 2013...Placed on injured reserve on Sept. 10, 2013 after suffering a foot injury.

2013 (Houston 0/0):

- Inactive at San Diego (9/9)
- Placed on injured reserve on Sept. 10 after suffering a foot injury

PERSONAL:

- Paul Quessenberry, David's younger brother, played defensive end and linebacker for Navy
- Youngest brother, Scott, is an offensive lineman at UCLA
- Father, David Sr., graduated from the Naval Academy in 1980 and played football for the Midshipmen
- His father spent 30 years in the service, the final 22 as a Navy Reserve, and retired as a captain in 2010

COLLEGE:

- Played in 49 games, starting the final 37 contests he appeared in at left tackle
- In 2013, he became the first San Jose State offensive lineman to play in the Senior Bowl, earning that invitation after he recorded 242 knock-downs and 32 touchdown-resulting blocks, along with posting a pair of solo tackles
- Member of The NFL Draft Report's All-American third-team and also received Super Sleeper Team (most underrated players at each position) accolades as a senior
- The league's coaches named him an All-Western Athletic Conference first-team pick in 2012
- One of three finalists for the 2012 Burlsworth Trophy honoring the top Football Bowl Subdivision player that began his career as a non-scholarship player
- Started 12 games at left offensive tackle as a senior
- Went head-to-head vs. his younger brother, Paul Quessenberry, an outside linebacker

for Navy, in the Spartans' 12-0 win against the Midshipmen, as David delivered nine knockdowns for a unit that gained 388 yards

- Started all 12 games at left offensive tackle, earning second-team All-WAC honors as a junior
- Took over left tackle duties as a sophomore, starting all 13 games, in addition to performing on special teams as a punt protector and lineman on kick-scoring tries
- Placed on scholarship prior to the beginning of his sophomore season, he produced six touchdown-resulting blocks for a struggling running corps that scored just seven times
- Walked on as a freshman and played in all 12 games as a reserve offensive tackle and extra tight end, seeing most of his action on special teams
- Red-shirted as a true freshman after joining the team as a walk-on
- Graduated from San Jose State in December 2012 with a degree in history

HIGH SCHOOL:

- Attended La Costa Canyon (Carlsbad, Cal.) High School, playing football for head coach Darren Brown
- Also lettered in lacrosse
- As a junior, the 6-3, 190-pound offensive lineman helped the Mavericks compile a 9-3 record
- The following season, he grew two inches and added 35 pounds to his frame, as the team managed a 7-4 mark

QUESSENBERRY'S CAREER OFFENSIVE STATISTICS

Games/Starts: 2013: 0/0; Totals: 0/0.



BROOKS REED OUTSIDE LINEBACKER

Height: 6-3 | Weight: 254 | College: Arizona |
Hometown: Tucson, Ariz. | 4th NFL Season |
4th with Texans | Age: 27 | Acquired: D2a-11 (42nd overall)
| 2013 GP/GS: 16/16 | Career GP/GS (Playoffs): 44/39 (4/4) |
Teams: Houston, 2011-14 |

58

TRANSACTIONS: Selected by Houston Texans in the second round (42nd overall) in the 2011 NFL Draft...Signed by the Texans on July 31, 2011.

CAREER:

- Started 39-of-44 career games, recording 173 tackles (101 solo), 11.5 sacks, a forced fumble and two fumble recoveries
- Has 5.0 sacks in four career playoff games

2013 (Houston 16/16):

- Started all 16 games at strongside linebacker for the first time in his career and totaled career-highs of 87 tackles (48 solo) and nine tackles for loss to go along with six quarterback hits and 3.0 sacks
- Recorded nine tackles (five solo) at Baltimore (9/22)
- Recorded six tackles (four solo) and a sack vs. Seattle (9/29)
- Tallied eight tackles (two solo) vs. St. Louis (10/13)
- Notched a career-high 14 tackles (seven solo) at Arizona (11/10)
- Made three solo tackles and a sack at Jacksonville (12/5)
- Recorded his second-consecutive game with three solo tackles and a sack at Indianapolis (12/15)

Reed's 2013 Season Statistics

Date	Opp	GP	GS	Tot	Solo	Asst	Sk	Yds	Int	Yds	Lg	TD	PD	FF	FR	Yds	TD
9/9	at SD	1	1	2	1	1	0.0	0	0	0	--	0	0	0	0	0	0
9/15	vs. TEN	1	1	5	3	2	0.0	0	0	0	--	0	0	0	0	0	0
9/22	at BAL	1	1	9	5	4	0.0	0	0	0	--	0	0	0	0	0	0
9/29	vs. SEA	1	1	6	4	2	1.0	10	0	0	--	0	0	0	0	0	0
10/6	at SF	1	1	7	3	4	0.0	0	0	0	--	0	0	0	0	0	0
10/13	vs. STL	1	1	8	2	6	0.0	0	0	0	--	0	0	0	0	0	0
10/20	at KC	1	1	6	4	2	0.0	0	0	0	--	0	0	0	0	0	0
11/3	vs. IND	1	1	2	0	2	0.0	0	0	0	--	0	0	0	0	0	0
11/10	at ARI	1	1	14	7	7	0.0	0	0	0	--	0	0	0	0	0	0
11/17	vs. OAK	1	1	5	2	3	0.0	0	0	0	--	0	0	0	0	0	0
11/24	vs. JAC	1	1	6	4	2	0.0	0	0	0	--	0	0	0	0	0	0
12/1	vs. NE	1	1	2	1	1	0.0	0	0	0	--	0	0	0	0	0	0
12/5	at JAC	1	1	3	3	0	1.0	6	0	0	--	0	0	0	0	0	0
12/15	at IND	1	1	3	3	0	1.0	1	0	0	--	0	0	0	0	0	0
12/22	vs. DEN	1	1	4	2	2	0.0	0	0	0	--	0	0	0	0	0	0
12/29	at TEN	1	1	5	4	1	0.0	0	0	0	--	0	0	0	0	0	0
2013 Totals		16	16	87	48	39	3.0	17	0	0	--	0	1	0	0	0	0

Quarterback Hits (QBH): 6

Tackles For Loss (TFL): 9

2012 (Houston 12/12, 2/2):

- Started in all 12 games he played and recorded 42 tackles (23 solo), 2.5 sacks and a forced fumble
- Started and made seven tackles (one solo) in the season opener vs. Miami (9/9)
- Recorded his first sack of the season to go along with three tackles (two solo) at Jacksonville (9/16)
- Teamed with J.J. Watt to sack Peyton Manning in the first quarter at Denver (9/23)
- Made three tackles (two solo) and deflected a pass vs. Tennessee (9/30)
- Sacked Mark Sanchez while forcing a fumble at the New York Jets (10/8)
- Made four tackles (three solo) vs. Baltimore (10/21)
- Had four tackles (two solo) vs. Buffalo (11/4)
- Suffered a groin injury at Detroit (11/22)
- Inactive at for four games
- Returned after missing three games and had four tackles vs. Minnesota (12/23)
- Made three tackles and sacked Andy Dalton for no gain in the fourth quarter in the AFC Wild Card Playoff vs. Cincinnati (1/5/13)
- Had three tackles and half a sack in AFC Divisional Playoff at New England (1/13/13).

2011 (Houston 16/11, 2/2):

- Started 11-of-16 games, and recorded 44 tackles (30 solo), a franchise-rookie record with 6.0 sacks, and two fumble recoveries
- Made four tackles (three solo) filling in for an injured Mario Williams vs. Oakland (10/9)
- Started his first NFL game, making six tackles (three solo) and a pass defended at Baltimore (10/16)
- Recorded his first career sack and finished with four solo tackles at Tennessee (10/23)
- Made four tackles (three solo) and sacked Blaine Gabbert for a 7-yard loss vs. Jacksonville (10/30)
- Sacked Colt McCoy twice as part of a five-tackle day vs. Cleveland (11/6)
- Recorded a sack in his fourth consecutive game and knocked a Josh Freeman pass down at the line at Tampa Bay (11/13)
- Recorded a sack in his fifth consecutive game as he brought Blaine Gabbert down for a 1-yard loss at Jacksonville (11/27)
- Had five tackles (three solo) and pressured Matt Ryan twice vs. Atlanta (12/4)
- Had three tackles (two solo) and recovered an Andy Dalton fumble to start the second half that set-up a come from behind victory at Cincinnati (12/11)
- Made three solo tackles and recovered a fumble at Indianapolis (12/22)
- Started in his postseason debut and finished with five tackles (three solo) and one sack for a loss of nine yards in AFC Wild Card Playoff vs. Cincinnati (1/7/12)
- Recorded eight tackles (six solo), 2.5 sacks for a loss of 14 yards and one forced fumble in AFC Divisional Playoff at Baltimore (1/15/12)

2013 HIGHS

Tackles	14	at Arizona, 11/10/13
Sacks	1.0	3 times, last at Indianapolis (A. Luck), 12/15/13
TFL:	2	vs. Tennessee, 9/15/13
QBH:	1	6 times, last: at Indianapolis, 12/15/13

CAREER GAME HIGHS

Tackles	14	at Arizona, 11/10/13
Sacks	2.0	vs. Cleveland (C. McCoy), 11/6/11
Fumbles Forced	1	at New York Jets, 10/8/12
Fumbles Recovered	1	twice, last: at Indianapolis, 12/22/11
Passes Defensed	1	6 times, most recent: at New York Jets, 10/8/12
QBH	3	vs. Cleveland, 11/6/11
TFL	2	twice, last: vs. Tennessee, 9/15/13

CAREER SEASON HIGHS

Tackles	87	2013
Sacks	6.0	2011
Fumbles Forced	1	2011
Fumbles Recovered	2	2011
Passes Defensed	3	2011, 2012
QBH	12	2011
TFL	9	2013

REED'S CAREER DEFENSIVE STATISTICS

Year	Team	GP	GS	Tot	Solo	Asst	Sk	Yds	Int	Yds	Lg	TD	PD	QBH	TFL	FF	FR	Yds	TD
2011	Hou [^]	16	11	44	30	14	6.0	36.0	0	0	0	0	3	12	7	0	2	0	0
2012	Hou [^]	12	12	42	23	19	2.5	11.5	0	0	0	0	3	7	4	1	0	0	0
2013	Hou [^]	16	16	87	48	39	3.0	17.0	0	0	0	0	0	6	9	0	0	0	0
Career		44	39	173	101	72	11.5	64.5	0	0	0	0	6	25	20	1	2	0	0

[^] - Tackle statistics based on coaches' review

ADDITIONAL STATISTICS

Special Teams Tackles (1): 2011 - 1.

BROOKS REED

COLLEGE:

- Started 34-of-45 at Arizona games, recording 114 tackles (61 solo), 17 sacks and 25 tackles for loss for his career; also forced four fumbles and deflected four pass attempts
- Earned first-team All-Pac-10 honors after starting all 13 games in his senior season with the Wildcats, tallying a career-best 47 tackles, 6.5 sacks and 10 tackles for loss along with two pass breakups and one forced fumble
- Named to preseason watch lists for the Rotary Lombardi Award and the Ted Hendricks Award in 2009
- Started 8-of-10 games in 2009, recording 23 tackles (19 solo), 2.0 sacks, contributing to a defensive unit that ranked fourth in the Pac 10 and 29th nationally in yards per game allowed (120.5)
- Enjoyed a breakout season as a sophomore in 2008 when he started all 13 games at defensive end and garnered an All-Pac-10 honorable mention, as he delivered 38 tackles (26 solos) with 9.5 stops for losses for 59 yards and a team-high eight sacks for 57 yards and added three forced fumbles, a quarterback hurry and two pass deflections
- Switched to defensive end in 2007 after opening the season contending for H-back duty and saw action in the final nine games of the season as a backup defensive end and on special teams and delivered seven tackles (four solos) with one assisted sack for five yards
- Redshirted in 2006

HIGH SCHOOL:

- Attended Sabino High School (Tucson, Ariz.), playing football for head coach Jay Campos
- Helped the Sabercats to an 8-3 record as a junior in 2004 and earned first-team all-league, honorable mention all-state and Arizona Daily Star All-Southern Arizona honorable mention as a junior while rushing for 350 yards and seven touchdowns
- Led the Sabercats to a 10-4 overall record as a senior in 2005 and earned Tucson Citizen first-team All-3A-4A and Arizona Daily Star first-team All-Southern Arizona while posting 38 tackles and three sacks from the defensive line as a senior

REED'S CAREER PLAYOFF DEFENSIVE STATISTICS

Year	Team	GP	GS	Tot	Solo	Asst	Sk	Yds	Int	Yds	Lg	TD	PD	QBH	TFL	FF	FR	Yds	TD
1/7/12	vs. Cin (WC)	1	1	5	3	2	1.0	9.0	0	0	0	0	0	1	1	0	0	0	0
1/15/12	at Bal (Div)	1	1	8	6	2	2.5	14.0	0	0	0	0	0	2	1	1	0	0	0
1/5/13	vs. Cin (WC)	1	1	3	3	0	1.0	0.0	0	0	0	0	0	1	0	0	0	0	0
1/13/13	at NE (Div)	1	1	3	1	2	1.0	4.5	0	0	0	0	0	1	0	0	0	0	0
Career		4	4	19	13	6	5.5	27.5	0	0	0	0	0	5	2	1	0	0	0



RICKY SAPP OUTSIDE LINEBACKER

Height: 6-4 | Weight: 252 | College: Clemson |
Hometown: Bamberg, S.C. | 4th NFL Season |
3rd with Texans | Age: 27 | Acquired: W-'13 NYJ |
2013 GP/GS: 9/0 | Career GP/GS (Playoffs): 14/0 |
Teams: Philadelphia 2010; New York Jets 2012-13; Houston 2013-14 |

91

TRANSACTIONS: Selected by the Philadelphia Eagles in the fifth round (134th overall) in the 2010 NFL Draft...Signed by Eagles on June 8, 2010...Placed on Injured Reserve (knee) on August 31, 2010...Released by Eagles on August 5, 2011...Signed by New York Jets to the practice squad on October 31, 2011...Released by Jets on November 28, 2011...Signed by Jets to the practice squad on December 29, 2011...Released by Jets on August 31, 2012...Signed by Jets to the practice squad on September 1, 2012...Released by Jets on September 4, 2012...Signed by Jets to the practice squad on September 11, 2012...Signed by Jets to the active roster on November 8, 2012...Released by Jets on October 5, 2013...Signed by Jets on October 9, 2013...Released by Jets on November 14, 2013...Acquired from waivers by Houston Texans on November 15, 2013...Re-signed by Texans on March 4, 2014.

CAREER:

- Has played in 14 career games with one tackle, one special teams tackle and a fumble recovery
- Played in nine games, primarily as a backup linebacker and on special teams prior to joining the Texans

2013 (New York Jets 5/0, Houston 5/0):

- Acquired by Houston Texans from waivers on November 15
- Played in five games for the New York Jets, recording one fumble recovery and one special teams tackle
- Recovered a fumble on the final play of the game on kickoff coverage in the season opener against the Jets
- Made his Texans debut on special teams vs. Oakland (11/17) in Week 11

2012 (New York Jets 4/0):

- Appeared primarily as a backup linebacker and on special teams in four games

2011 (New York Jets 0/0):

- Spent a majority of the season on the practice squad

2010 (Philadelphia 0/0):

- Was placed on Injured Reserve due to a knee injury on August 31

COLLEGE:

- Started 36-of-50 games at Clemson, tallying 142 tackles, 17.5 sacks, 16 quarterback pressures, five pass deflections, one fumble recovery and two forced fumbles
- In 2009, as a senior, earned second-team All-ACC honors and was nominated for the Brian Piccolo Award given annually to the conference's "Most Courageous Player"
- Also as a senior, started all 14 games and recorded a career-high five sacks

PERSONAL:

- Was a three-year state regional champion in the 100m (10.76 career-best), 200m (21.0 career-best) and 4x100m relay, and a two-year starter and all-region (twice) in basketball while at Bamberg-Erhart High School
- Established the Ricky Sapp Scholar Athlete Award Program at his high school to spotlight students with good character who excel academically, athletically and in the community service arena
- The award is given out monthly to deserving senior athletes by a committee of faculty members in the school, with recipients of the award becoming eligible to win a \$1,000 scholarship to the college of their choice

Sapp's 2013 Season Statistics

Date	Opp	GP	GS	TotSolo	Asst	Sk	Yds	Int	Yds	Lg	TD	PD	FF	FR	Yds	TD
9/8	TB	1	0	0	0	0	0.0	0.0	0	0	0	0	0	0	0	0
9/12	at NE	1	0	0	0	0	0.0	0.0	0	0	0	0	0	0	0	0
10/13	PIT	1	0	0	0	0	0.0	0.0	0	0	0	0	0	0	0	0
10/20	NE	1	0	0	0	0	0.0	0.0	0	0	0	0	0	0	0	0
11/3	NO	1	0	0	0	0	0.0	0.0	0	0	0	0	0	0	0	0
11/17	vs. OAK	1	0	0	0	0	0.0	0.0	0	0	0	0	0	0	0	0
11/24	vs. JAC	1	0	0	0	0	0.0	0.0	0	0	0	0	0	0	0	0
12/15	at IND	1	0	1	0	1	0.0	0.0	0	0	0	0	0	0	0	0
12/22	vs. DEN	1	0	0	0	0	0.0	0.0	0	0	0	0	0	0	0	0
12/29	at TEN	1	0	0	0	0	0.0	0.0	0	0	0	0	0	0	0	0
2013 Totals		4	0	1	0	1	0.0	0.0	0	0	0	0	0	0	0	0

Special Teams Tackles: 1

Special Teams Fumble Recovery: 1, vs. Tampa Bay, 9/8/13

2013 HIGHS

Tackles 1 at Indianapolis, 12/15/13

CAREER GAME HIGHS

Tackles 1 at Indianapolis, 12/15/13

CAREER SEASON HIGHS

Tackles 1 2013
Fumbles Recovered 1 2013

SAPP'S CAREER DEFENSIVE STATISTICS

Year	Team	GP	GS	Tot	Solo	Asst	Sk	Yds	Int	Yds	Lg	TD	PD	QBH	TFL	FF	FR	Yds	TD
2010	Phi*	0	0	0	0	0	0.0	0.0	0	0	0	0	0	0	0	0	0	0	0
2012	NYJ	4	0	0	0	0	0.0	0.0	0	0	0	0	0	0	0	0	0	0	0
2013	Hou	10	0	1	0	1	0.0	0.0	0	0	0	0	0	0	0	0	0	0	0
Career		14	0	1	0	1	0.0	0.0	0	0	0	0	0	0	0	0	0	0	0

* - on Injured Reserve

ADDITIONAL STATISTICS

Special Teams Tackles: 1

Special Teams Fumble Recovery: 1, vs. Tampa Bay, 9/8/13



JAWANZA STARLING 29

FREE SAFETY

Height: 6-0 | Weight: 206 | College: Southern California |
Hometown: Tallahassee, Fla. | 2nd NFL Season |
2nd with Texans | Age: 23 | Acquired: CFA-'13 |
2013 GP/GS: 2/0 | Career (Playoffs) GP/GS: 2/0 (0/0) |
Teams: Houston, 2013-14 |

TRANSACTIONS: Signed by the Houston Texans on May 10, 2013...Released by Texans on Aug. 31, 2013...Signed by the New York Giants to the practice squad on Sept. 2, 2013...Re-signed by Texans to the active roster on Nov. 13, 2013.

CAREER:

- Played in two games as a rookie and recorded one special teams tackle
- Inactive for five games his rookie season with a hamstring injury
- Originally signed with the Texans as an undrafted free agent but joined the New York Giants practice squad following his release after training camp

2013 (Houston 2/0):

- Signed to the active roster from the Giants practice squad on Nov. 13
- Made his Texans debut on special teams vs. Oakland (11/17)
- Inactive in Weeks 12-16
- Saw action on special teams in the season finale at Tennessee (12/29) and made one special teams tackle

Starling's 2013 Season Statistics

Date	Opp	GP	GS	Tot	Solo	Asst	Sk	Yds	Int	Yds	Lg	TD	PD	FF	FR	Yds	TD
11/17	vs. Oak	1	0	0	0	0	0.0	0.0	0	0	--	0	0	0	0	0	0
12/29	at TEN	1	0	0	0	0	0.0	0.0	0	0	--	0	0	0	0	0	0
2013 Totals		2	0	0	0	0	0.0	0.0	0	0	--	0	0	0	0	0	0

Special Teams Tackles: 1

COLLEGE:

- Started 33-of-42 games he played in at strong safety at USC
- Started the final 33 games of his career and totaled 128 tackles (80 solo), four interceptions, 11 pass breakups, one forced fumble and three fumble recoveries, including one for an 80-yard touchdown
- Also was an outfielder on the 2010 USC baseball team, appearing in nine games with two starts in centerfield and batted .300 (3-for-10) with one RBI, two runs scored and a stolen base
- Started all 13 games at strong safety as a senior in 2012 and recorded 42 tackles, three interceptions, four pass breakups, one forced fumble and one fumble recovery
- Started 11 games as a junior in 2011 and had 48 tackles, including 3.5 for losses, plus two fumble recoveries (one for a touchdown) and two pass deflections
- Started USC's first nine games at strong safety before he was sidelined the final four games with a strained hamstring as a sophomore in 2010
- Saw limited action as a backup free safety and played on special teams as a true freshman in 2009, playing in nine games and making one tackle
- Majored in public policy, management and planning

HIGH SCHOOL:

- Sporting News Top 100, Super Prep All-American, Prep Star All-American, Super Prep All-Dixie and Prep Star All-Southeast as a senior defensive back at Lincoln High in Tallahassee (Fla.)
- Made 50 tackles as a senior in 2008, leading Lincoln to the Florida state 4A championship game
- As a junior in 2007, he had 98 tackles, 10 tackles for losses, five forced fumbles and two interceptions
- He was a three-year starter who also played baseball at Lincoln
- His cousin, Bryan Evans, was a defensive back at Georgia (2006-09)

STARLING'S CAREER DEFENSIVE STATISTICS

Year	Team	GP	GS	Tot	Solo	Asst	Sk	Yds	Int	Yds	Lg	TD	PD	QBH	TFL	FF	FR	Yds	TD
2013	Hou	2	0	0	0	0	0.0	0.0	0	0	0	0	0	0	0	0	0	0	0
Career		2	0	0	0	0	0.0	0.0	0	0	0	0	0	0	0	0	0	0	0

ADDITIONAL STATISTICS

Special Teams Tackles (1): 2013 - 1.



D.J. SWEARINGER

SAFETY

Height: 5-10 | Weight: 208 | College: South Carolina |
Hometown: Greenwood, S.C. | 2nd NFL Season |
2nd with Texans | Age: 22 | Acquired: D2-'13 |
2013 GP/GS: 16/10 | Career GP/GS (Playoffs): 16/10 (0/0) |
Teams: Houston, 2013-14 |

36

TRANSACTIONS: Drafted by the Houston Texans with the 57th overall pick and 25th pick of the second round of the 2013 NFL Draft on April 26, 2013...Signed by the Texans on July 23, 2013.

CAREER:

- Played in all 16 games with 10 starts and ranked sixth on the team with 83 tackles to go along with four passes defended, an interception and forced fumble
- Moved into a starting role as a rookie following a season-ending injury to Danieal Manning

2013 (Houston 16/10):

- Played in all 16 games with 10 starts and ranked sixth on the team with 83 tackles to go along with four passes defended, an interception and forced fumble
- Recorded three tackles (two solo) on defense and one special teams tackle in his NFL debut at San Diego (9/9)
- Made his first career start and recorded a career-high eight tackles (seven solo) at Kansas City (10/20)
- Tallied five solo tackles and made his first career interception as well as his first two passes defended at Arizona (11/10)
- Recorded eight tackles (seven solo) vs. New England (12/1)
- Recorded eight tackles (three solo) at Indianapolis (12/15)
- Notched a career-high 10 tackles (seven solo) and forced the first fumble of his career at Tennessee (12/29)

Swearinger's 2013 Season Statistics

Date	Opp	GP	GS	Tot	Solo	Asst	Sk	Yds	Int	Yds	Lg	TD	PD	FF	FR	Yds	TD
9/9	at SD	1	0	3	2	1	0.0	0.0	0	0	--	0	0	0	0	0	0
9/15	vs. TEN	1	0	5	5	0	0.0	0.0	0	0	--	0	0	0	0	0	0
9/22	at BAL	1	0	3	3	0	0.0	0.0	0	0	--	0	0	0	0	0	0
9/29	vs. SEA	1	0	1	0	1	0.0	0.0	0	0	--	0	0	0	0	0	0
10/6	at SF	1	0	2	1	1	0.0	0.0	0	0	--	0	0	0	0	0	0
10/13	vs. STL	1	0	4	3	1	0.0	0.0	0	0	--	0	0	0	0	0	0
10/20	at KC	1	1	8	7	1	0.0	0.0	0	0	--	0	0	0	0	0	0
11/3	vs. IND	1	1	0	0	0	0.0	0.0	0	0	--	0	0	0	0	0	0
11/10	at ARI	1	1	5	5	0	0.0	0.0	1	0	0	0	2	0	0	0	0
11/17	vs. OAK	1	1	5	3	2	0.0	0.0	0	0	--	0	0	0	0	0	0
11/24	vs. JAC	1	1	7	4	3	0.0	0.0	0	0	--	0	1	0	0	0	0
12/1	vs. NE	1	1	8	7	1	0.0	0.0	0	0	--	0	0	0	0	0	0
12/5	at JAC	1	1	6	5	1	0.0	0.0	0	0	--	0	1	0	0	0	0
12/15	at IND	1	1	8	3	5	0.0	0.0	0	0	--	0	0	0	0	0	0
12/22	vs. DEN	1	1	5	4	1	0.0	0.0	0	0	--	0	0	0	0	0	0
12/29	at TEN	1	1	10	7	3	0.0	0.0	0	0	--	0	0	1	0	0	0
2013 Totals		16	10	83	61	22	0.0	0.0	1	0	0	0	4	1	0	0	0

Special Teams Tackles: 4

Tackles for Loss (TFL): 3

COLLEGE:

- Started 33-of-52 games at South Carolina, where he was primarily the free safety, but also lined up in the slot in the nickel packages and either cornerback spot
- Finished with 244 tackles (184 solos), 6.5 tackles for loss and three quarterback pressures
- Forced four fumbles and recovered two others, advancing one 65 yards for a vs. Alabama-Birmingham, the longest return of a fumble recovery in school history
- Had six interceptions for 94 yards, returning two interceptions for touchdowns and deflected 16 passes
- As a senior, was a second-team All-Southeastern Conference selection
- Started 12 games at free safety as a senior and helped USC finish 11th in the nation in total defense as he recorded 79 tackles (62 solos) with three tackles for loss
- Forced and recovered two fumbles, deflected seven passes and gained 72 yards on a pair of interceptions as a senior
- Started all 13 games at safety as a junior, recording a career-high 80 tackles (58 solos) with 1.5 tackles for loss, a forced fumble, three interceptions and three pass breakups
- Started eight of the 14 games he played in at both safety positions as a sophomore and finished fourth on the team with 66 tackles (51 solos), two tackles for loss and five pass breakups
- Played in all 13 games as a freshman and recorded 19 tackles (13 solo)
- Retailing business major

HIGH SCHOOL:

- Attended Greenwood (S.C.) High School, playing football for head coach Shell Dula
- Excelled as a quarterback in the run-option system and was a second-team All-State selection as a senior when he rushed for 904 yards and 12 touchdowns at quarterback and caught 20 passes for 210 yards as a receiver and had 77 tackles, eight pass breakups and two forced fumbles as a safety
- Closed out his career by recording an interception in the Shrine Bowl Game of the Carolinas
- Ran for 516 yards nine touchdowns and posted 93 tackles and an interception as a junior
- As a sophomore, rushed for 400 yards and logged 68 tackles with five interceptions
- Born Dayario Jamal Swearinger

2013 HIGHS

Tackles	10	at Tennessee, 12/29/13
Passes Defended	2	at Arizona, 11/10/13
Interceptions	1	at Arizona, 11/10/13 (Carson Palmer)
Forced Fumbles	1	at Tennessee, 12/29/13
TFL	1	3 times, last: at Jacksonville, 12/5/13

2013 HIGHS

Tackles	10	at Tennessee, 12/29/13
Passes Defended	2	at Arizona, 11/10/13
Interceptions	1	at Arizona, 11/10/13 (Carson Palmer)
Forced Fumbles	1	at Tennessee, 12/29/13
TFL	1	3 times, last: at Jacksonville, 12/5/13

CAREER SEASON HIGHS

Tackles	83	2013
Passes Defended	4	2013
Interceptions	1	2013
TFL	3	2013
Special Teams Tackles	4	2013
Forced Fumbles	1	2013

SWEARINGER'S CAREER DEFENSIVE STATISTICS

Year	Team	GP	GS	Tot	Solo	Asst	Sk	Yds	Int	Yds	Lg	TD	PD	QBH	TFL	FF	FR	Yds	TD
2013	Hou [^]	16	10	83	61	22	0.0	0.0	1	0	0	0	4	0	3	1	0	0	0
Career		16	10	83	61	22	0.0	0.0	1	0	0	0	4	0	3	1	0	0	0

[^] - Tackle statistics based on coaches' review

ADDITIONAL STATISTICS

Special Teams Tackles (4): 2013 - 4.



JEFF TARPINIAN INSIDE LINEBACKER

52

Height: 6-3 | Weight: 240 | College: Iowa |
Hometown: Omaha, Neb. | 3rd NFL Season |
2nd with Texans | Age: 26 | Acquired: UFA-'13 |
2013 GP/GS: 8/3 | Career GP/GS (Playoffs): 18/4 (0/0) |
Teams: New England 2011-12, Houston 2013-14 |

TRANSACTIONS: Signed with New England Patriots as an undrafted free agent on July 27, 2011...Released by Patriots on Sept. 12, 2011...Signed with Patriots to the Practice Squad on Sept. 14, 2011...Signed by Patriots to the active roster on Sept. 22, 2011...Released by Patriots on Aug. 31, 2012...Signed by Patriots to the practice squad on Sept. 1, 2012...Signed by Patriots to the active roster on Oct. 20, 2012...Released by Patriots on Nov. 12, 2012...Signed by Patriots to the practice squad on Nov. 13, 2012...Released by Patriots from practice squad on Sept. 4, 2013...Signed by Carolina Panthers to practice squad on Oct. 9, 2013...Released by Panthers on Oct. 21, 2013...Signed by Houston Texans on Oct. 28, 2013

CAREER:

- Has played in 18 games with four starts, recording 34 tackles (19 solo), 0.5 sacks, one pass defended and eight special teams tackles
- Set the franchise record with 16 tackles in his first start as at Texan vs. Oakland (11/7/13)

2013 (Houston 8/3):

- Inactive vs. Indianapolis (11/3) in Week 9
- Made his Texans debut and recorded four tackles (three solo) at Arizona (11/10)
- Recorded a career-high and franchise-record 16 tackles (seven solo) and one pass defended vs. Oakland (11/17)
- Notched 0.5 sacks, the first sack recorded in his career vs. New England (12/1)

Tarpinian's 2013 Season Statistics

Date	Opp	GP	GS	Tot	Solo	Asst	Sk	Yds	Int	Yds	Lg	TD	PD	FF	FR	Yds	TD
11/10	at ARI	1	0	4	3	1	0.0	0.0	0	0	0	0	0	0	0	0	0
11/17	vs. OAK	1	1	16	7	9	0.0	0.0	0	0	0	0	1	0	0	0	0
11/24	vs. JAC	1	0	0	0	0	0.0	0.0	0	0	0	0	0	0	0	0	0
12/1	vs. NE	1	0	2	1	1	0.5	3.0	0	0	0	0	0	0	0	0	0
12/5	at JAC	1	0	0	0	0	0.0	0.0	0	0	0	0	0	0	0	0	0
12/15	at IND	1	0	0	0	0	0.0	0.0	0	0	0	0	0	0	0	0	0
12/22	vs. DEN	1	1	1	1	0	0.0	0.0	0	0	0	0	0	0	0	0	0
12/29	at TEN	1	1	6	4	2	0.0	0.0	0	0	0	0	0	0	0	0	0
2013 Totals		8	3	29	16	13	0.5	3.0	0	0	0	0	1	0	0	0	0

Special Teams Tackles: 2

Quarterback Hits (QBH): 2

Tackles for Loss (TFL): 3

2012 (New England 3/0):

- Appeared primarily on special teams in three games

2011 (New England 7/1):

- Made the 53-man roster after joining the team as a rookie free agent
- Appeared in seven games and made one start. Finished the season with four tackles on defense and eight special teams tackles
- Placed on Injured Reserve with a head injury on Nov. 24, 2011
- Inactive due to injury vs. Kansas City (11/21)
- Made his first career start at linebacker and registered four tackles in a win at the N.Y. Jets (11/13) on Sunday Night Football
- Saw his first NFL action vs. Buffalo (9/25)

COLLEGE:

- Began his college career at Iowa as a defensive back before moving to linebacker during the spring of 2007 following his redshirt freshman season
- Was a top special teams player as well as a starter at linebacker during his career
- Recorded 97 total tackles, two sacks, one forced fumble and one fumble recovery

PERSONAL:

- Was named the Nebraska Gatorade Player of the Year and won a pair of state titles as an option quarterback
- Majored in accounting

2013 HIGHS

Tackles	16	vs. Oakland, 11/17/13
Passes Defensed	1	vs. Oakland, 11/17/13
Sacks	0.5	vs. New England, 12/1/13
TFL	1	Twice, last: vs. Denver, 12/22/13
QBH	1	Twice, last at Tennessee, 12/29/13

2013 HIGHS

Tackles	16	vs. Oakland, 11/17/13
Passes Defensed	1	vs. Oakland, 11/17/13
Sacks	0.5	vs. New England, 12/1/13
TFL	1	Twice, last: vs. Denver, 12/22/13
QBH	1	Twice, last at Tennessee, 12/29/13

CAREER SEASON HIGHS

Tackles	29	2013
Passes Defensed	1	2013
TFL	2	2013
QBH	2	2013
Special Teams Tackles	3	2011

TARPINIAN'S CAREER DEFENSIVE STATISTICS

Year	Team	GP	GS	Tot	Solo	Asst	Sk	Yds	Int	Yds	Lg	TD	PD	QBH	TFL	FF	FR	Yds	TD
2011	NE	7	1	4	3	1	0.0	0.0	0	0	0	0	0	0	0	0	0	0	0
2012	NE	3	0	1	0	0	0.0	0.0	0	0	0	0	0	0	0	0	0	0	0
2013	Hou [^]	8	3	29	16	13	0.5	3.0	0	0	0	0	1	2	2	0	0	0	0
Career		18	4	34	19	14	0.5	3.0	0	0	0	0	1	2	2	0	0	0	0

[^] - Tackle statistics based on coaches' review

ADDITIONAL STATISTICS

Special Teams Tackles (5): 2013 - 2; 2011 - 3.



MIKE THOMAS

WIDE RECEIVER

Height: 5-8 | Weight: 198 | College: Arizona |
 Hometown: DeSoto, Texas | 5th NFL Season |
 1st with Texans | Age: 27 | Acquired: FA-'14 |
 2013 GP/GS: 0/0 | Career GP/GS (Playoffs): 61/32 (0/0) |
 Teams: Jacksonville, 2009-12; Detroit, 2012; Houston, 2014 |

89

TRANSACTIONS: Selected by Jacksonville Jaguars in the fourth round (107th overall) of the 2009 NFL Draft...Re-signed by Jaguars on Oct. 6, 2011...Traded to Detroit Lions for a fifth-round pick on Oct. 30, 2012...Released by the Lions on Aug. 19, 2013...Signed by Arizona Cardinals on Aug. 20, 2013...Released by Cardinals on Aug. 30, 2013...Signed by Houston Texans to a reserve/future contract on Dec. 30, 2013.

CAREER:

- Has played in 61 career games with 32 starts and has caught 176 passes for 1,796 yards and seven touchdowns to go along with 67 punt returns for an 8.4 average and one touchdown
- Has a career kickoff return average of 24.8 on 24 returns and 27 rushes for 211 yards (7.8 average)
- Led Jacksonville in receptions during the 2010 and 2011 seasons
- Set a franchise rookie record in Jacksonville with 48 receptions and 453 yards receiving
- Played in 52 games with Jacksonville and nine for Detroit in his career

2013:

- Spent part of the preseason with Detroit and Arizona but was not on an active roster during the season

2012 (Jacksonville 7/3; Detroit 9/1):

- Played in seven games with Jacksonville before he was traded to Detroit on 10/30, where he played the nine remaining games of the season
- Caught 13 passes for 80 yards and averaged 7.0 yards on eight punt returns in seven games for Jacksonville
- Caught five passes for 28 yards and one touchdown and carried the ball six times for 58 yards with Detroit
- Recovered an onside kick in his first action as a Lion in the team's 31-14 win against Jacksonville (11/4)
- Caught two passes for 17 yards and his first touchdown as a Lion vs. Houston on Thanksgiving Day (11/22)
- Carried the ball twice on two reverse plays for 25 yards at Green Bay (12/9)

2011 (Jacksonville 15/13):

- Started a career-high 13 games and led the team with 44 receptions, marking the second straight season he led the team in catches
- Ranked second on the team with 415 receiving yards and had one touchdown
- Returned 19 punts for a 4.6-yard average with a long of 28 yards
- Rushed three times for 11 yards
- Was targeted a team-high 92 times
- Tied his career-high with eight receptions for 55 yards in the season-opener vs. Tennessee (9/11)
- Posted a team-high four receptions for 55 yards at Carolina (9/25), including a 36-yard

- pass from Blaine Gabbert as time expired in the first half during a driving rainstorm
- Recorded a team-high five receptions for 73 yards including a 47-yard grab in the first quarter vs. New Orleans (10/2)
- Left game in the second half with a concussion vs. Tampa Bay (12/11)
- Was inactive on at Atlanta (12/15), snapping a streak of 43 consecutive games played (9/20/09 vs. Arizona)

2010 (Jacksonville 16/11):

- Was the team's receiving leader and top punt returner, playing in all 16 games with 11 starts
- Had multiple receptions in 13 games, finishing with 66 catches for 820 yards, both team-highs, and four touchdowns
- Tied Mercedes Lewis for the team lead with six receptions of 25-plus yards
- Led club with 38 of his 66 receptions resulting in first downs
- Joined Jimmy Smith (9 seasons) and Keenan McCardell (5 seasons) as only players in team history with 66-plus receptions in a season
- Also led team with 34 punt returns for 358 yards (10.5) including 78-yard touchdown
- Added 12 rushing attempts on offense for 114 yards (9.5)
- Ranked sixth in AFC and 14th in NFL for punt return average
- Opened with six catches for 89 yards and added a 17-yard punt return vs. Denver (9/12)
- Had 41-yard punt return to go with two catches vs. Philadelphia (9/26)
- Made five receptions for 68 yards and a 19-yard run vs. Indianapolis (10/3)

CAREER GAME HIGHS

Yards Receiving	149	vs. Houston (8 receptions), 11/14/10
Receptions	8	3 times, last: vs. Tennessee (55 yards), 9/11/11
Receiving Long	50t	vs. Houston (from D. Garrard), 11/14/10
Touchdowns Receiving	1	7 times, last: vs. Houston, 11/22/12
Kickoff Returns	5	at Tennessee (146 yards), 11/1/09
Kickoff Return Yards	146	at Tennessee (5 returns), 11/1/09
Kickoff Return Long	43	vs. Indianapolis, 12/17/09
Punt Returns	6	vs. Baltimore (37 yards), 10/24/11
Punt Return Yards	99	at Indianapolis (4 returns), 12/19/10
Punt Return Long	78t	at Indianapolis, 12/19/10
Attempts Rushing	3	3 times, last: at Buffalo (53 yards), 10/10/10
Yards Rushing	53	at Buffalo (3 attempts), 10/10/10
Rushing Long	33	at Buffalo, 10/10/10

CAREER SEASON HIGHS

Yards Receiving	820	2010
Receptions	66	2010
Touchdowns Receiving	4	2010
Attempts Rushing	12	2010
Yards Rushing	114	2010
Punt Returns	34	2010
Punt Return Yards	358	2010 (10.5 average)
Punt Return Touchdowns	1	2010 (78 yards at Indianapolis, 12/19/10)
Kickoff Returns	26	2009
Kickoff Return Yards	644	2009 (24.8 average)

THOMAS' CAREER OFFENSIVE STATISTICS

Year	Team	GP	GS	RUSHING					RECEIVING				
				Rush	Yds	Avg	Lg	TD	Rec	Yds	Avg	Lg	TD
2009	Jac	14	4	12	86	7.2	22	0	48	453	9.4	28	1
2010	Jac	16	11	12	114	9.5	33	0	66	820	12.4	50t	4
2011	Jac	15	13	3	11	3.7	12	0	44	415	9.4	47	1
2012	Jac	7	3	1	-1	-1.0	-1	0	13	80	6.2	12	0
	Det	9	1	6	58	9.7	22	0	5	28	5.6	12	1
Career		61	32	34	268	7.9	33	0	176	1796	10.2	50t	7

THOMAS CAREER RETURN STATISTICS

THOMAS CARLEEN RETURN STATISTICS

PUNT RETURNS								KICKOFF RETURNS					
Year	Team	PR	FC	Yds	Avg	Lg	TD	KR	FC	Yds	Avg	Lg	TD
2009	Jac	14	4	118	8.4	44	0	26	0	644	24.8	43	0
2010	Jac	34	7	358	10.5	78t	1	0	0	0	0.0	0	0
2011	Jac	19	5	88	4.6	28	0	0	0	0	0.0	0	0
2012	Jac	8	1	56	7.0	18	0	2	0	34	17.0	20	0
	Det	1	3	0	0.0	0	0	1	0	12	12.0	12	0
Career		76	20	620	8.2	78t	1	29	0	690	23.8	43	0

ADDITIONAL STATISTICS

Fumbles-Lost (6-4): 2009 - 1-1; 2010 - 3-3; 2011 - 1-0; 2012 - 1-0.

MIKE THOMAS

- Ran a career-high three times for 53 yards including 33-yarder at Buffalo (10/10)
- Had career-high eight receptions for 88 yards vs. Tennessee (10/18)
- Scored his first touchdown of season at Dallas (10/31) on a 15-yard catch, finishing with four receptions for 41 yards and a 16-yard punt return
- Scored on 50-yard Hail Mary game-winning pass vs. Houston (11/14), marking fourth time in NFL history a regular season game ended with a touchdown pass of 50-plus yards as time expired, and finished with career-best 149 yards on eight receptions
- Caught a touchdown pass for the third consecutive game vs. Cleveland (11/21) while getting five receptions and four punt returns including 23-yarder
- Made six catches at the New York Giants (11/28), including 100th of career, and four on at Tennessee (12/5)
- Had 78-yard punt return for a touchdown at Indianapolis (12/19), the second-longest in team history, finishing with four punt returns for 99 yards to go with 63 yards on three receptions
- Made six receptions for 96 yards and a touchdown in addition to five punt returns including 21-yarder vs. Washington (12/26)

2009 (Jacksonville 14/4):

- Played in final 14 games with four starts and served as return specialist
- Set franchise record for most receptions by a rookie with 48 while his 453 yards receiving ranked second
- 28 of his 48 receptions resulted in first downs
- Added 12 rushes for 86 yards (7.2 avg.), 26 kickoff returns 644 yards (24.8 avg.) and 14 punt returns for 118 yards (8.4 avg.)
- Finished with 1,301 all-purpose yards on 100 touches (13.0 avg.)
- Was inactive for the first two weeks of the season
- Made his NFL debut at Houston (9/27) and finished with a 10-yard reception and two rushes for 35 yards on end-around plays. Ran for 22 yards on his first career rush
- Made first career start and totaled 153 all-purpose yards vs. Tennessee (10/4). Had five receptions for 31 yards, three rushes for 9 yards, three punt returns for 56 yards and two kickoff returns for 75 yards with a long of 42
- Recorded 28-yard reception and had three kickoff returns for 18.7-yard average at Seattle (10/11)
- Set career-high with seven receptions for 52 yards including a 17-yard reception in overtime to set up Josh Scobee's game-winning field goal vs. St. Louis (10/18). Added one kickoff return for 21 yards and two punt returns for 8 yards
- Led team with four receptions for 55 yards and finished with 208 all-purpose yards (55 receiving, 7 rushing, 146 kickoff returns) at Tennessee (11/1)
- Led team with four receptions for 46 yards including a 15-yard catch on third down during the team's game-winning drive at New York Jets (11/15)
- Broke free for career-long 43-yard kickoff return and capped the drive with his first career touchdown, a 13-yard pass from David Garrard vs. Indianapolis (12/17)
- Led team with six receptions for 57 yards and surpassed Matt Jones (36, 2005) for the most receptions by a rookie wide receiver in franchise history at New England (12/27)
- Produced then career-high numbers with seven receptions for 65 yards at Cleveland (1/3/10)

COLLEGE:

- Four-year starter at Arizona, playing in 48 games with 39 starts
- Career totals included 259 receptions for 3,231 yards (12.5 avg.) and 23 touchdowns
- Set school and PAC-10 record in receptions, topping the previous mark of 258 by Arizona State's Derek Hagan (2002-05)
- Ranked third in school history with 23 career touchdowns and fourth with 4,891 all-purpose yards
- Caught at least one pass in 47 of 48 games played
- Named PAC-10 Freshman of the Year his first season.
- Majored in communications

PERSONAL:

- Three-sport standout at DeSoto High School (Texas)
- Earned 2004 All-District 7-5A honors as both receiver and return specialist
- Had 333 rushing yards on 26 carries as a senior and 15 receptions for 205 yards in a run-oriented offense
- Competed in the U.S. Army All-America Bowl at San Antonio, a game that featured the top 78 national players
- Born in Bossier, La.
- Returned to Arizona in 2011 to continue working toward his degree



JUSTIN TUGGLE OUTSIDE LINEBACKER

57

Height: 6-3 | Weight: 249 | College: Kansas State |
Hometown: Alpharetta, Ga. | 2nd NFL Season |
2nd with Texans | Age: 24 | Acquired: CFA-13 |
2013 GP/GS: 15/1 | Career GP/GS (Playoffs): 15/1 (0/0) |
Teams: Houston, 2013-14 |

TRANSACTIONS: Signed by the Houston Texans on May 10, 2013.

2013 (Houston 15/1):

- Played in 15 games and led the team with 11 special teams tackles
- Started at linebacker vs. Oakland (11/17) and played inside and outside linebacker throughout the season
- Saw action on special teams in his NFL debut at San Diego (9/9)
- Inactive at Baltimore (9/22)
- Recorded a career-high two tackles (one solo) at San Francisco (10/7)
- Notched two special teams tackles vs. Jacksonville (11/24)

PERSONAL:

- The son of DuJuan and Jessie Tuggle, who played 14 seasons in the National Football League
- His father was selected to five Pro Bowls and was inducted into the College Football Hall of Fame in 2007
- Has a younger sister, Jessica

Tuggle's 2013 Season Statistics

Date	Opp	GP	GS	Tot	Solo	Asst	Sk	Yds	Int	Yds	Lg	TD	PD	FF	FR	Yds	TD
9/9	at SD	1	0	0	0	0	0.0	0.0	0	0	--	0	0	0	0	0	0
9/15	vs. TEN	1	0	0	0	0	0.0	0.0	0	0	--	0	0	0	0	0	0
9/29	vs. SEA	1	0	1	1	0	0.0	0.0	0	0	--	0	0	0	0	0	0
10/6	at SF	1	0	2	1	1	0.0	0.0	0	0	--	0	0	0	0	0	0
10/13	vs. STL	1	0	1	1	0	0.0	0.0	0	0	--	0	0	0	0	0	0
10/20	at KC	1	0	0	0	0	0.0	0.0	0	0	--	0	0	0	0	0	0
11/3	vs. IND	1	0	0	0	0	0.0	0.0	0	0	--	0	0	0	0	0	0
11/10	at ARI	1	0	0	0	0	0.0	0.0	0	0	--	0	0	0	0	0	0
11/17	vs. OAK	1	1	0	0	0	0.0	0.0	0	0	--	0	0	0	0	0	0
11/24	vs. JAC	1	0	0	0	0	0.0	0.0	0	0	--	0	0	0	0	0	0
12/1	vs. NE	1	0	0	0	0	0.0	0.0	0	0	--	0	0	0	0	0	0
12/5	at JAC	1	0	0	0	0	0.0	0.0	0	0	--	0	0	0	0	0	0
12/15	at IND	1	0	0	0	0	0.0	0.0	0	0	--	0	0	0	0	0	0
12/22	vs. DEN	1	0	0	0	0	0.0	0.0	0	0	--	0	0	0	0	0	0
12/29	at TEN	1	0	0	0	0	0.0	0.0	0	0	--	0	0	0	0	0	0
2013 Totals		15	1	4	3	1	0.0	0.0	0	0	0	0	0	0	0	0	0

Special Teams Tackles: 11

Special Teams Forced Fumbles: 1

COLLEGE:

- Played only one full season on defense after spending nearly three seasons as a quarterback at Boston College, Blinn College and Kansas State
- Made the switch to linebacker late in his junior season of 2011 after starting his collegiate career as a quarterback at Boston College
- Transferred to Blinn College as a sophomore, where he earned all-conference recognition as the team's starting quarterback
- Played in 13 games with six starts in his first full season on defense as a senior at Kansas State, totaling 19 tackles (13 solo), including 4.5 for a loss. Ranked third on the team with 3.0 sacks and had one pass breakup and forced fumble
- Recorded sacks against Miami, Oklahoma and Texas his senior season
- Transferred to Kansas State and switched to outside linebacker from quarterback prior to the team's Cotton Bowl appearance against Arkansas his junior season
- Appeared in four games on special teams and made one tackle against Texas A&M but served most of the season Kansas State's third-string quarterback in 2011
- Transferred to Blinn College his sophomore season of 2010 and played quarterback, throwing for 2,015 yards and 17 touchdowns while rushing for 733 yards and 12 scores
- Led Blinn to a win in the 10th annual C.H.A.M.P.S. Heart of Texas Bowl and was named the game's most valuable player after passing for 140 yards and running for another 78 yards
- Named all-league on offense for the Southwest Junior College Football Conference (SWJCFC)
- Named the National Junior College Athletic Association (NJCAA) Offensive Player of the Week on Nov. 1 when he completed 17-of-24 passes for 262 yards and two touchdowns and also rushed for another 137 yards on 10 carries and three touchdowns
- Appeared in four games and started three as a quarterback at Boston College as a freshman and completed 13-of-37 passes for 229 yards and four touchdowns with three interceptions
- Majored in political science

HIGH SCHOOL:

- Passed for 3,675 yards, ran for 1,300 yards and had 44 touchdowns in his career at Northview High School for head coach George Gettle
- Earned Greater Atlanta All-Area honors as a senior captain
- Threw for 1,310 yards and 12 touchdowns and ran for 563 yards and six touchdowns as a senior, earning All-North Fulton County recognition
- Set school career records in passing yards and passing touchdowns and school single-game records in passing yards, total yards and touchdowns scored
- Played in the second annual Offense-Defense All-American Bowl in Miami's Orange Bowl in January 2008
- Captured North Fulton second-team accolades in 2007

2013 HIGHS

Tackles 2 at San Francisco, 10/6/13
Special Teams Tackles 2 4 times, last vs. Denver, 12/22/13

CAREER HIGHS

Tackles 2 at San Francisco, 10/6/13
Special Teams Tackles 2 4 times, last vs. Denver, 12/22/13

CAREER SEASON HIGHS

Tackles 4 2013
Special Teams Tackles 11 2013

TUGGLE'S CAREER DEFENSIVE STATISTICS

Year	Team	GP	GS	Tot	Solo	Asst	Sk	Yds	Int	Yds	Lg	TD	PD	QBH	TFL	FF	FR	Yds	TD
2013	Hou [^]	15	1	4	3	1	0.0	0.0	0	0	0	0	0	0	0	0	0	0	0
Career		15	1	4	3	1	0.0	0.0	0	0	0	0	0	0	0	0	0	0	0

[^] - Tackle statistics based on coaches' review

ADDITIONAL STATISTICS

Special Teams Tackles (11): 2013 - 11.

Special Teams Forced Fumbles (1): vs. Seattle (on kickoff coverage), 9/29/13.



JOSH VICTORIAN CORNERBACK

27

Height: 5-10 | Weight: 190 | College: Louisiana Tech |
Hometown: Metairie, La. | 2nd NFL Season |
2nd with Texans | Age: 26 | Acquired: FA-'13 |
2013 GP/GS: 8/0 | Career GP/G: 12/1 |
Teams: New England, 2011; Pittsburgh, 2012;
Houston, 2013-14 |

TRANSACTIONS: Signed by Baltimore Ravens as an undrafted free agent on July 29, 2011...Released by Ravens on Sept. 3, 2011...Signed by New England Patriots to the practice squad on Sept. 22, 2011...Released by Patriots on Oct. 5, 2011...Signed by Patriots to the practice squad on Oct. 7, 2011...Released by Patriots on Oct. 25, 2011...Signed by Patriots to the practice squad on Oct. 28, 2011...Released by Patriots on Nov. 4, 2011...Signed by Patriots to the practice squad on Nov. 9, 2011...Released by Patriots on Nov. 17, 2011...Signed by Patriots to the practice squad on Nov. 23, 2011...Released by Patriots on Nov. 24, 2011...Signed by New Orleans Saints on Jan. 18, 2012...Released by Saints on May 15, 2012...Signed by Pittsburgh Steelers on Aug. 3, 2012...Released by Steelers on Aug. 31, 2012...Signed by Steelers to the practice squad on Sept. 1, 2012...Released by the Steelers on Nov. 28, 2012...Signed by Steelers to the practice squad on Dec. 5, 2012...Signed by Steelers to the active roster on Dec. 8, 2012...Released by Steelers on Aug. 31, 2013...Signed by Houston Texans to the practice squad on Oct. 16, 2013...Signed by Texans to the active roster on Nov. 8, 2013.

Career Notes:

- Has played in 12 games with one start and has totaled nine solo tackles and three passes defended

PERSONAL:

- Full name is Josh Jermaine Victorian
- Son of Edward Victorian Jr. and Angela Allen
- Has one older brother, Edward III, and two younger sisters, Jamie Allen and Johneshia Allen
- Born in New Orleans, La.

2013 (Houston 8/0):

- Signed to the active roster on 11/8 and played in eight games primarily on special teams, recording a career-high five special teams tackles
- Made his Texans debut and recorded two special teams tackles at Arizona (11/10)

2012 (Pittsburgh 4/1):

- Played in four games with one start and tallied nine solo tackles, three passes defended and one special teams tackle
- Made his first career start at Dallas (12/16) and recorded five solo tackles and a pass defended
- Recorded a career-high two passes defended vs. Cincinnati (12/23)

2011 (New England 0/0):

- Spent a majority of the season on the practice squad with the Patriots after spending all of the preseason with the Baltimore Ravens as an undrafted rookie free agent

COLLEGE:

- Started 18-of-33 games at Louisiana Tech and totaled 87 tackles (63 solo), 4.5 tackles for loss, 22 passes defended and returned five interceptions for 85 yards and a touchdown
- Started all 12 games as a senior in 2010 and recorded career-highs of 36 tackles (25 solo) and 16 passes defended, and two interceptions
- Started five-of-nine games played as a junior and recorded 31 tackles (25 solo), 3.5 tackles for loss, seven passes defended and a career-high three interceptions, including one returned for a touchdown
- Appeared in nine games as a sophomore and recorded 11 tackles (seven solo) and three passes defended
- Appeared in three games with one start as a freshman and recorded nine tackles (six solo), .5 tackles for loss and one pass defended

HIGH SCHOOL:

- Lettered three years as a cornerback and a safety and helped lead Destrehan High School to the Louisiana Class 5A playoffs all three years
- Named first team All-District 5-5A three straight years
- Recorded 14 interceptions over his final two years
- Returned three punts for touchdowns as a senior

Victorian's 2013 Season Statistics

Date	Opp	GP	GS	Tot	Solo	Asst	Sk	Yds	Int	Yds	Lg	TD	PD	FF	FR	Yds	TD
11/10	at ARI	1	0	0	0	0	0	0.0	0	0	--	0	0	0	0	0	0
11/17	vs. OAK	1	0	0	0	0	0	0.0	0	0	--	0	0	0	0	0	0
11/24	vs. JAC	1	0	0	0	0	0	0.0	0	0	--	0	0	0	0	0	0
12/1	vs. NE	1	0	0	0	0	0	0.0	0	0	--	0	0	0	0	0	0
12/5	at JAC	1	0	0	0	0	0	0.0	0	0	--	0	0	0	0	0	0
12/15	at IND	1	0	0	0	0	0	0.0	0	0	--	0	0	0	0	0	0
12/22	vs. DEN	1	0	0	0	0	0	0.0	0	0	--	0	0	0	0	0	0
12/29	at TEN	1	0	0	0	0	0	0.0	0	0	--	0	0	0	0	0	0
2013 Totals		8	0	0	0	0	0	0.0	0	0	--	0	0	0	0	0	0

Special Teams Tackles: 5

2013 HIGHS

Special Teams Tackles 2 at Arizona, 11/10/13

CAREER HIGHS

Tackles 5 at Dallas, 12/16/12
Passes Defended 2 vs. Cincinnati, 12/23/12
Special Teams Tackles 2 at Arizona, 11/10/13

CAREER SEASON HIGHS

Tackles 9 2012
Passes Defended 3 2012
Special Teams Tackles 5 2013

VICTORIAN'S CAREER DEFENSIVE STATISTICS

Year	Team	GP	GS	Tot	Solo	Asst	Sk	Yds	Int	Yds	Lg	TD	PD	QBH	TFL	FF	FR	Yds	TD
2012	Pit	4	1	9	9	0	0.0	0.0	0	0	0	0	3	0	0	0	0	0	0
2013	Hou	8	0	0	0	0	0.0	0.0	0	0	0	0	0	0	0	0	0	0	0
Career		12	1	9	9	0	0.0	0.0	0	0	0	0	3	0	0	0	0	0	0

ADDITIONAL STATISTICS

Special Teams Tackles (6): 2012 - 1; 2013 - 5.



J.J. WATT DEFENSIVE END

99

Height: 6-5 | Weight: 289 | College: Wisconsin |
Hometown: Pewaukee, Wisc. | 4th NFL Season |
4th with Texans | Age: 25 | Acquired: D1, 2011 (11th overall)
| 2013 GP/GS: 16/16 | Career GP/GS (Playoffs): 48/48 (4/4) |
Teams: Houston, 2011-14 |

TRANSACTIONS: Selected by Houston Texans in the first round (11th overall) of the 2011 NFL Draft...Signed by Texans on July 31, 2011.

HONORS:

- Associated Press Defensive Player of the Year (2012)
- Two-time Associated Press First-Team All-Pro (2012-13)
- Two-time Pro Bowl selection (2013-14) and 2014 Pro Bowl Captain
- NFL 101 AFC Defensive Player of the Year (2012)
- Pro Football Weekly/PFWA Defensive Most Valuable Player (2012)
- PFW First-Team All-Pro (2012-13)
- AFC Defensive Player of the Week (Week 2, 2012; Week 15, 2012)
- AFC Defensive Player of the Month (September, 2012; December 2012)
- USA Football All-Fundamentals Team (2012)
- Houston Texans Team Most Valuable Player (2012)
- Houston Texans Team Rookie of the Year (2011)
- Pro Football Weekly/PFWA All-Rookie Team (2011)
- USA Today All-Joe Team (2011)

CAREER:

- 2011 first-round draft choice who has started all 48 games in his career
- Has recorded 36.5 sacks, six fumble recoveries, eight forced fumbles and 27 passes defended
- Leads the NFL with 108 quarterback hits and 74 tackles for loss and ranks fifth in the NFL in sacks since entering the NFL in 2011
- His 36.5 sacks through his first three seasons are the seventh-most in NFL history for a player through their first three seasons
- Has blocked three kicks in his career, including a franchise-record two in 2013
- Emergenced on the national scene in the playoffs following the 2011 season with 3.5 sacks and an interception return for a touchdown in a postseason game
- Became first player in NFL history with 14 passes defended and 14 sacks in the same season in 2012
- His 36.5 combined sacks and passes defended in 2012 were the most by a player in since 1991, when passes defended became an official statistic
- Recorded five sacks in four postseason games

PERSONAL:

- Served as the Grand Marshal of the 2012 Houston Lifestock Show and Rodeo and Art Car Parades
- Founded and serves on the board of directors of the Justin J. Watt Foundation which provides support to after-school athletic programs in Wisconsin and Texas

2013 (Houston 16/16):

- Started in all 16 games and led the NFL in quarterback hits (46) and was second in tackles for loss (22) while setting a career high with 117 tackles (71 solo) to go along with a team-best 10.5 sacks, seven passes defended, four forced fumbles, two fumble recoveries and two blocked kicks
- Recorded eight tackles (seven solo), two sacks and two passes defended vs. Tennessee (9/15)
- Tied for a team high with 10 tackles (seven solo) and a sack at Baltimore (9/22)
- Recorded 12 tackles (seven solo) and 0.5 sacks vs. Seattle (9/29)
- Recorded nine tackles (five solo), one sack and a forced fumble at Kansas City (10/20)
- Recorded eight tackles (four solo), one sack, one pass defended and blocked a field goal attempt vs. Indianapolis (11/3)
- Notched seven tackles (five solo), one sack and set career highs with two forced fumbles and two fumble recoveries at Arizona (11/10)

Watt's 2013 Season Statistics

Date	Opp	GP	GS	Tot	Solo	Asst	Sk	Yds	Int	Yds	Lg	TD	PD	FF	FR	Yds	TD
9/9	at SD	1	1	4	3	1	0.0	0	0	0	--	0	1	0	0	0	0
9/15	vs. TEN	1	1	8	7	1	2.0	10	0	0	--	0	2	0	0	0	0
9/22	at BAL	1	1	10	7	3	1.0	8	0	0	--	0	0	0	0	0	0
9/29	vs. SEA	1	1	12	7	5	0.5	3.5	0	0	--	0	0	0	0	0	0
10/6	at SF	1	1	6	5	1	0.0	0	0	0	--	0	0	0	0	0	0
10/13	vs. STL	1	1	5	0	5	0.0	0	0	0	--	0	0	0	0	0	0
10/20	at KC	1	1	9	5	4	1.0	3	0	0	--	0	0	1	0	0	0
11/3	vs. IND	1	1	8	4	4	1.0	6	0	0	--	0	1	0	0	0	0
11/10	at ARI	1	1	7	5	2	1.0	6	0	0	--	0	0	2	2	0	0
11/17	vs. OAK	1	1	13	8	5	2.0	21	0	0	--	0	0	0	0	0	0
11/24	vs. JAC	1	1	11	10	1	1.0	7	0	0	--	0	0	0	0	0	0
12/1	vs. NE	1	1	5	5	0	0.0	0	0	0	--	0	1	0	0	0	0
12/5	at JAC	1	1	3	3	0	0.0	0	0	0	--	0	1	0	0	0	0
12/15	at IND	1	1	5	1	4	0.0	0	0	0	--	0	0	0	0	0	0
12/22	vs. DEN	1	1	2	1	1	0.0	0	0	0	--	0	0	0	0	0	0
12/29	at TEN	1	1	9	9	0	1.0	5	0	0	--	0	1	1	0	0	0
2013 Totals		16	16	117	80	37	10.5	569.5	0	0	--	0	7	4	2	0	0

Quarterback Hits (QBH): 46

Tackles For Loss (TFL): 22

Blocked Kicks: 2

2013 HIGHS

Tackles	13	vs. Oakland, 11/17/13
Sacks	2.0	Twice, last vs. Oakland (M. McGloin), 11/17/13
TFL:	5	at Tennessee, 12/29/13
QBH:	5	3 times, last: vs. Jacksonville, 11/24/13
Passes Defensed	2	vs. Tennessee, 9/15/13
Forced Fumbles	2	at Arizona, 11/10/13
Fumble Recoveries	2	at Arizona, 11/10/13
Blocked FG	1	Twice, last: vs. Jacksonville, 11/24/13

CAREER GAME HIGHS

Tackles	13	Twice, last: vs. Oakland, 11/17/13
Sacks	3.0	Twice, last vs. Indianapolis (A. Luck), 12/16/12
TFL:	6	vs. Indianapolis, 12/16/12
QBH:	5	5 times, last: vs. Jacksonville, 11/24/13
Passes Defensed	3	3 times, last: at New York Jets, 10/8/12
Forced Fumbles	2	at Arizona, 11/10/13
Fumble Recoveries	2	at Arizona, 11/10/13
Blocked FG	1	3 times, last: vs. Jacksonville, 11/24/13

CAREER SEASON HIGHS

Tackles	117	2013
Sacks	20.5	2012
Fumbles Forced	4	2012, 2013
Fumbles Recovered	2	2011, 2012, 2013
Passes Defensed	16	2012
QBH	46	2013
TFL	39	2012
Blocked FG	2	2013

WATT'S CAREER DEFENSIVE STATISTICS

Year	Team	GP	GS	Tot	Solo	Asst	Sk	Yds	Int	Yds	Lg	TD	PD	QBH	TFL	FF	FR	Yds	TD
2011	Hou [^]	16	16	59	52	7	5.5	47.5	0	0	0	0	4	19	13	0	2	2	0
2012	Hou [^]	16	16	107	85	22	20.5	138.5	0	0	0	0	16	43	39	4	2	0	0
2013	Hou [^]	16	16	117	80	37	10.5	69.5	0	0	0	0	7	46	22	4	2	0	0
Career		48	48	283	217	66	36.5	255.5	0	0	0	0	27	108	74	8	6	2	0

[^] - Tackle statistics based on coaches' review

ADDITIONAL STATISTICS

Blocked Kicks (3): 22-yard FG attempt by Dan Carpenter vs. Miami, 9/18/11; 42-yard attempt by Adam Vinatieri vs. Indianapolis, 11/3/13; 49-yard attempt by Josh Scobee vs. Jacksonville, 11/24/13.

J.J. WATT

- Tallied two sacks along with 13 tackles (eight solo) vs. Oakland (11/17). His two sacks marked the ninth time in his career that he has recorded at least two in a game
- Added another sack vs. Jacksonville (11/24), his fifth-consecutive game with at least one sack (second-longest streak in his career). Blocked a field goal, setting a franchise record with two blocked in a season
- Totaled nine solo tackles, one sack, a season-high five tackles for loss, a pass defended and forced a fumble at Tennessee (12/29)

2012 (Houston 16/16, 2/2):

- Named the AP Defensive Player of the Year after he led the the NFL with a franchise single-season record 20.5 sacks on the season, the 9th player in NFL history with 20-plus sacks
- Set a league season record for defensive linemen with 16 passes defended
- Earned AP First-Team All-Pro honors and was selected as Pro Bowl starter for the AFC after leading the Texans with 107 tackles (85 solo), 16 passes defended, four forced fumbles and two recoveries
- Contributed to 95 plays that either resulted in no gain or negative yardage
- Had six tackles (four solo), 1.5 sacks, and three passes defended, two of which were intercepted by his teammates in the season opener vs. Miami (9/9)
- Set a career-high with nine tackles (six solo) to go along with 1.5 sacks, two passes defended and a fumble recovery at Jacksonville (9/16), earning AFC Defensive Player of the Week Honors
- Led the defense with 10 tackles while sacking Peyton Manning 2.5 times at Denver (9/23)
- Recorded seven tackles (five solo) including two sacks and recovered a fumble at Tennessee (9/30)
- Extended his sack streak to five games with one of Mark Sanchez to go along with a team-high nine tackles (six solo) and three passes defended at the New York Jets (10/8)
- Made seven tackles (six solo) including two sacks of Aaron Rodgers vs. Green Bay (10/14)
- Tipped a pass vs. Baltimore (10/21) that was intercepted for the fourth time, getting a hand on a Flacco pass that was returned for a touchdown by Johnathan Joseph
- Sacked Ryan Fitzpatrick for a 6-yard loss vs. Buffalo (11/4) to become the third Texans player to record 10 or more sacks in a season
- Registered 10 tackles (nine solo), one sack for a loss of 6 yards and one pass defended vs. Jacksonville (11/18)
- Broke the franchise's single-season sack record with three sacks at Detroit (11/22) and also recorded six tackles and two passes defended
- Joined Hall of Fame DE Reggie White as the only players in NFL history to record 15 or more sacks and 13 passes defended in a season when he sacked Tennessee QB Jake Locker for a 6-yard loss in the second quarter.
- Recorded four tackles (three solo) and a forced fumble at New England (12/10)
- Sacked Andrew Luck three times for a total loss of 22 yards, tallied 13 tackles and forced a fumble for the third consecutive game vs. Indianapolis (12/16).
- Became the ninth player in NFL history to record 20 or more sacks in a season when he sacked Minnesota QB Christian Ponder for a loss of 3 yards in the third quarter vs. Minnesota (12/23). He also forced a fumble in his fourth consecutive game. It was his fourth of the season, tying a franchise single-season record.
- Registered four solo tackles, all of which were for a loss, one quarterback hit on an incomplete pass, and batted down his 16th pass of the season at Indianapolis (12/30)
- Led the team with five tackles and recorded two tackles for loss and two passes defended in AFC Wild Card Playoff vs. Cincinnati (1/5/13)
- Sacked Cincinnati QB Andy Dalton for a 9-yard loss in the first quarter in AFC Wild Card Playoff vs. Cincinnati 1/5/13), raising his career postseason sack total to 4.5
- Recorded a half sack and four tackles in AFC Divisional Playoff at New England (1/13/13), raising his career postseason sack total to five

2011 (Houston 16/16):

- Started all 16 games as a rookie, recording 59 tackles (52 solo), 5.5 sacks, four passes defended, two fumble recoveries and blocked a field goal to earn Houston Texans Rookie of the Year honors
- Recorded one fumble recovery, one quarterback pressure and five solo tackles in the season opener vs. Indianapolis (9/11)
- Blocked a field goal and recorded four tackles (three solo) at Miami (9/18)
- Recorded his first career sack to go along with four solo tackles at New Orleans (9/25)
- Recorded three solo tackles and recorded his second sack of the season when he brought down Matt Hasselbeck for a loss of 12 yards at Tennessee (10/23)
- Was second on the team with five solo tackles vs. Jacksonville (10/30)
- Recovered a fumble and had three tackles (two solo) vs. Cleveland (11/6)
- Had three solo tackles and assisted on a sack with Connor Barwin at Tampa Bay (11/13)
- Sacked Blaine Gabbert twice and had seven tackles at Jacksonville (11/27)
- Tied a season-high with seven tackles (five solo) including one for a loss vs. Carolina (12/18)
- Recorded five solo tackles including a sack of Dan Orlovsky for an 8-yard loss while also breaking up three passes at Indianapolis (12/22)
- Tied for the team lead with 3.5 sacks and ranked third on the team with 14 tackles in the postseason
- Intercepted a pass in the second quarter and returned it 29 yards for a touchdown to go along with a sack of Andy Dalton for a 7-yard loss in AFC Wild Card Playoff vs. Cincinnati (1/7/12)
- Recorded game-high 12 tackles (nine solo) and 2.5 sacks for a loss of 22 yards in AFC Divisional Playoff at Baltimore (1/15/12)

COLLEGE:

- Started all 26 games he played in for the Badgers at strong-side defensive end, recording 106 tackles (74 solos) with 11.5 sacks for minus 75 yards, 36.5 stops for losses of 144 yards and 28 quarterback pressures
- Recovered five fumbles (one with Central Michigan) and caused four others, blocked four kicks and deflected 13 passes in his college career
- All-American first-team selection by The NFL Draft Report, earning second-team honors from the Associated Press and Sports Illustrated and consensus All-Big Ten Conference first-team choice
- Recipient of the Lott IMPACT Trophy and was also named Lott IMPACT Player of the Week for his performance vs. Ohio State
- Started all 13 games in 2010 at strong-side defensive end, finishing second on the team with 62 tackles (42 solos) while leading the Badgers with seven sacks for minus-56 yards, finishing third nationally with 21.0 stops for losses totaling 91 yards
- Blocked three kicks and deflected eight passes and intercepted another for a 15-yard return
- Sophomore All-American and second-team All-Big Ten Conference selection by The NFL Draft Report in 2009, earning All-Big Ten honorable mention from the league's coaches and media and also chosen Academic All-Big Ten
- Life sciences communication major, earning Academic All-Big Ten Conference honors

HIGH SCHOOL:

- Attended Pewaukee (Wisc.) High School and earned All-Woodland Conference, All-Area and All-Parkland County honors as a senior while garnering All-State accolades
- Received Woodland Conference Player of the Year recognition in 2006

WATT'S CAREER PLAYOFF DEFENSIVE STATISTICS

Year	Team	GP	GS	Tot	Solo	Asst	Sk	Yds	Int	Yds	Lg	TD	PD	QBH	TFL	FF	FR	Yds	TD
1/7/12	vs. CIN (WC)	1	1	2	2	0	1.0	7.0	1	29t	29t	1	1	1	1	0	0	0	0
1/15/12	at BAL (Div)	1	1	12	9	3	2.5	22.0	0	0	0	0	0	3	3	0	0	0	0
1/5/13	vs. CIN (WC)	1	1	5	5	0	1.0	9.0	0	0	0	0	2	2	2	0	0	0	0
1/13/13	at NE (Div)	1	1	4	1	3	0.5	4.5	0	0	0	0	0	1	1	0	0	0	0
Career		4	4	23	17	6	5.0	42.5	1	29t	29t	1	3	7	7	0	0	0	0



JON WEEKS

LONG SNAPPER

Height: 5-10 | Weight: 246 | College: Baylor |
Hometown: Bethpage, N.Y. | 5th NFL Season |
5th with Texans | Age: 28 | Acquired: FA-'10 |
2013 GP/GS: 16/0 | Career GP/GS (Playoffs): 62/0 (4/0) |
Teams: Houston, 2010-14 |

46

TRANSACTIONS: Signed by Houston Texans on April 28, 2010.

CAREER:

- Signed with the Texans during the 2010 offseason and made the roster out of training camp
- Played in 64 career games

PERSONAL:

- Was in training to be an EMT when called by the Texans for a tryout

2013 (Houston 16/0):

- Saw action on special teams in all 16 games and made a career-high six special teams tackles

2012 (Houston 16/0, 2/0):

- Served as long snapper on extra points, field goal and punts in all 16 games plus both playoff games
- Helped Shayne Graham set the team scoring record with 138 points
- Helped Donnie Jones set the team punting records with a gross average of 47.1 yards per punt on the season and net average of 40.5 yards
- Recorded a special teams tackle at Denver (9/30)

2011 (Houston 16/0, 2/0):

- Served as long snapper on extra points, field goal and punts for all 16 games of the season
- Helped Neil Rackers set team records for field goals made (32) and points in a season (135)
- Helped rookie Brett Hartmann set a team record with a 44.4 gross punt average
- Made his postseason debut and saw action on special teams in AFC Wild Card Playoff vs. Cincinnati (1/7/12)

2010 (Houston 16/0):

- Served as long snapper on extra points, field goal and punts in all 16 contests
- Efforts helped kicker Neil Rackers convert 27-of-30 field goal attempts and 43-of-43 extra point opportunities while tying Kris Brown's Texans record for 124 points in a season
- Made his professional debut long snapping in the season opener vs. Indianapolis (9/12)
- Snapped on punt/field goal attempts at Washington (9/19) including Rackers' game-winning 35-yard field goal
- Reached 125 consecutive perfect snaps with seven successful long snaps at Tennessee (12/19)
- Contributed to Rackers hitting all three field goal attempts including a career long of 57 yards at Denver (12/26)

COLLEGE:

- Originally attended Baylor as an invited walk-on
- Earned a scholarship after his freshman season
- Was discovered at a special teams camp by the Baylor special teams coach
- Snapped for two-time Ray Guy Award winner Daniel Sepulveda
- Handled the long-snapping chores for Baylor from 2004-07 and earned four varsity letters

HIGH SCHOOL:

- An all-region offensive and defensive lineman for Mountain Ridge (Glendale, Ariz.) High School
- Two-way player of the year selection
- Friday Night Fever Defensive Line Player of the Year
- Received the Curley Culp Award as Arizona's best defensive lineman
- Mountain Ridge recorded four straight winning records during his prep career and captured regional titles in both 2000 and 2002
- Mountain Lions went 24-2 during Weeks' last two seasons, which included a 14-1 mark and a state semifinal appearance as a junior in 2002

WEEKS' CAREER STATISTICS

Kick/Punt Snap Attempts (K/P - failed att.): 2010: 133; (70/63 - 0); 2011: 159 (78/81 - 1); 2012: 171 (83/88 - 0); 2013: 152 (61/90 - 0); Career: 615 (292/322 - 1)
Special Teams Tackles (10): 2013 - 6; 2012 - 1; 2011 - 0; 2010 - 3.



CODY WHITE

GUARD

67

Height: 6-3 | Weight: 303 | College: Illinois State |
 Hometown: Columbus, Ohio | 3rd NFL Season |
 3rd with Texans | Age: 26 | Acquired: CFA-'12 |
 2013 GP/GS: 1/0 | Career GP/GS (Playoffs): 1/0 (0/0) |
 Teams: Houston, 2012-14 |

TRANSACTIONS: Signed with Houston Texan as an undrafted free agent on May 14, 2012...Released by Texans on Aug. 31, 2012...Signed by Texans to practice squad on Sept. 3, 2012...Signed by Texans to active roster on Oct. 10, 2012.

2013 (Houston 1/0):

- Inactive in all but one game, seeing his first career action at guard at San Francisco (10/6)

2012 (Houston 0/0):

- Inactive for 11 games
- Was inactive for both postseason games

COLLEGE:

- Saw action in 43 career games for Illinois State including 21 career starts
- Set career highs with six receptions and 76 yards against Youngstown State his sophomore season
- Moved to the offensive line in 2010 after being recruited as a tight end and played in all 11 games
- 2011 All-Missouri Valley Football Conference Honorable Mention Team selection

HIGH SCHOOL:

- A three-year starter at Normal West High School
- Bloomington Pantagraph All-Area Team selection and all-state honorable mention selection in final season
- Regional qualifier in track, participating in the shot put
- Also a four-year starter on the basketball team and the school's single-season and career scoring basketball record holder



TREVARDO WILLIAMS 49

OUTSIDE LINEBACKER

Height: 6-1 | Weight: 237 | College: Connecticut |
 Hometown: Bridgeport, Conn. | 2nd NFL Season |
 2nd with Texans | Age: 23 | Acquired: D4-'13 |
 2013 GP/GS: 0/0 | Career GP/GS (Playoffs): 0/0 (0/0) |
 Teams: Houston, 2013-14 |

TRANSACTIONS: Drafted by the Houston Texans with the 147th overall pick and 27th pick of the fourth round of the 2013 NFL Draft on April 27, 2013...Signed by the Texans on May 16, 2013...Placed on injured reserve on Aug. 31, 2013...Placed on active/physically unable to perform on July 21, 2014.

2013 (Houston 0/0):

- Placed on injured reserve on Aug. 31 with a right knee injury

COLLEGE:

- Started 30-of-50 games as a strong-side defensive end for Connecticut, going on to record 134 tackles (85 solos) that included a school career-record 30.5 sacks for minus-190 yards, which is the sixth-best total in Big East Conference history
- Added 40.5 stops for loss, the fifth-best career total by a Connecticut player
- Produced nine quarterback pressures, deflected three passes, recovered one fumble and caused five others
- All-Big East Conference first-team choice who started 11-of-12 games, recorded 43 tackles and led the conference with 11.5 sacks as a senior in 2012
- Named to the watch lists for the Bednarik Award, the Bronko Nagurski Trophy and the Lombardi Award and had 13.5 stops for losses of 61 yards, adding three QB pressures and a forced fumble as a senior
- Ranked second in the nation as a junior in 2011 with a career-high 12.5 sacks to rank third on the school season-record chart and received the team's Kendall Madison Award, given to a player for his dedication, hard work, positive attitude and outstanding citizenship
- In addition, recorded 43 tackles and ranked third in the conference with 15.0 tackles for loss as a junior
- Started seven of the 13 contests he appeared in as a sophomore and recorded 29 tackles (25 solos) with 4.5 sacks, 9.5 stops for loss, three pressures and two fumble recoveries
- Played in 13 games as a freshman in 2009 and recorded 19 tackles (13 solos) with two sacks and 2.5 tackles for loss
- Exploratory major

PERSONAL:

- Attended Canterbury (New Milford, Conn.) Prep, enrolling at the Connecticut in January 2009
- Attended Bridgeport (Conn.) Central High School, playing football for head coach Dave Cadelina
- Two-time All-Fairfield County League selection
- Added All-State honors from the Hartford Courant and New Haven Register as a senior in 2007
- As a junior, totaled just 29 tackles, but posted 13 sacks with a forced fumble, five fumble recoveries, including one in the end zone for a score
- During his senior season, had 25 tackles with seven sacks, 12 pressures and two forced fumbles as a defensive end and also played tight end
- Excelled in track, finishing second in the New England Meet in the 100 meters
- Moved to the United States from Jamaica in 1999



WILL YEATMAN

TACKLE

61

Height: 6-6 | Weight: 315 | College: Maryland |
Hometown: San Diego, Calif. | 4th NFL Season |
1st with Texans | Age: 26 | Acquired: FA-'14 |
2013 GP/GS: 8/0 | Career GP/GS (Playoffs): 15/2 (0/0) |
Teams: New England, 2011; Miami, 2011-13, Houston, 2014 |

TRANSACTIONS: Signed with the New England Patriots on July 27, 2011 as an undrafted free agent...Waived by Patriots on Sept. 3, 2011...Claimed by the Miami Dolphins off waivers on Sept. 4, 2011...Placed on injured reserve on Nov. 16, 2013...Signed by the Houston Texans on June 19, 2014

CAREER:

- Has played in 15 games for Miami over three seasons

2013 (MIAMI 8/0):

- Saw action in eight of the season's first nine games
- Switched for tackle to offensive guard prior to the start of the season
- Placed on injured reserve on Nov. 16

2012 (MIAMI 4/0):

- Played in four games
- Inactive for 12 games
- Made positional change from tight end to tackle during the off-season

2011 (MIAMI 3/2):

- Played in three games for Miami and started two at tight end
- Inactive for the first 13 games of the season
- Waived by New England after playing in four preseason games

COLLEGE:

- Played his first three seasons at Notre Dame (06-08) before finishing his career at Maryland (09-10)
- Two-sport athlete in college (lacrosse, football)
- Played tight end in college
- At Maryland, played in 11 games and started three games
- Recorded 13 catches for 134 yards and one touchdown
- Made three tackles on special teams
- At Notre Dame, played in 28 games and made six starts
- Finished his Notre Dame career with eight catches for 43 yards
- In lacrosse, led the Fighting Irish lacrosse team in points (46) and assists (25) as a freshman
- Named the LaxPower Rookie of the Year and the Great Western Lacrosse League New-comer of the Year

PERSONAL:

- Born April 10, 1988 in Naples, Italy
- Was a four-time letter winner in lacrosse and a three-time letter winner in football at Rancho Bernardo, High School in San Diego, Calif.
- Registered 62 catches for 867 yards his junior and senior seasons in high school
- Was a three-time all-conference and all-city selection for football
- Named to the US Lacrosse All-American team as a junior and senior and to the Under Armour All-American team as a senior
- Holds records in lacrosse at Rancho Bernardo for career points, career goals and career assists
- Father played lacrosse at Navy
- Sister played lacrosse for Maryland
- Majored in History



JADEVEON CLOWNEY OUTSIDE LINEBACKER

90

Height: 6-5 | Weight: 266 | College: South Carolina |
Hometown: Rock Hill, S.C. | Rookie |
1st with Texans | Age: 22 | Acquired: D1-'14 |
Teams: Houston, 2014 |

TRANSACTIONS: Selected by Houston Texans with the first overall pick in the 2014 NFL Draft...Signed by Texans on June 6, 2014.

CAREER AT SOUTH CAROLINA:

- Started 23-of-36 games at South Carolina, recording 130 tackles (85 solos) that included 24.0 sacks for minus-148 yards, 47.0 tackles for loss (minus-221 yards) and 20 quarterback pressures
- Recovered one fumble, caused nine others and deflected seven passes
- Finished second in school annals with 47.0 tackles for loss
- Third on the school's all-time list with 24.0 sacks
- Holds school record with nine forced fumbles
- Two-time All-American (2012, 2013)
- Two-time All-SEC (2012, 2013)
- SEC Freshman of the Year

2013

- Became the third Gamecock to earn first-team All-American honors in two seasons
- Received First-Team All-America honor from the American Football Coaches Association, adding second-team honors from Walter Camp and The NFL Draft Report
- Named Second-Team All-American Walter Camp Foundation
- Unanimous first-team All-Southeastern Conference selection
- Semifinalist for the Rotary Lombardi Award

2012

- Became South Carolina's second unanimous All-American
- Named the 2012-13 University of South Carolina Male Athlete of the Year
- Finished sixth in the Heisman balloting
- First sophomore to win the Hendricks Award as the nation's outstanding defensive end
- Finalist for the Nagurski Trophy, Rotary Lombardi Award and Bednarik awards
- Voted SEC Defensive Player of the Year and first-team All-SEC by league coaches
- Three-time SEC Defensive Lineman of the Week
- Set the school season record for sacks (13.0) and tackles for loss (23.5) in a season
- Posted 54 tackles (40 solos) with three forced fumbles, a fumble recovery, five quarterback pressures and two pass deflections

- Set a school-record 4.5 sacks in a 27-17 win against Clemson

2011

- Named the SEC Freshman of the Year by the league's coaches
- Voted second-team All-SEC and to the All-Freshman team by league coaches
- Earned first-team Freshman All-American honors from Football Writers Association, Sporting News, FoxSportsNext.com, Rivals.com, College Football News, CBSSports.com and Phil Steele
- Named honorable mention All-American by Sports Illustrated
- Credited with 36 tackles (17 solos), eight sacks and 12 tackles for loss
- Also had six quarterback pressures
- Played in all 13 games at strong-side defensive end

HIGH SCHOOL

- Attended South Pointe (Rock Hill, S.C.) High School
- Started for the Stallions as a freshman at running back and defensive end
- Tallied 162 tackles, 29.5 sacks, 29 tackles for loss, 11 forced fumbles and six fumble recoveries, and scored five touchdowns on defense
- Led his team a 15-0 record and state championship and finished with 17 sacks
- Finished his sophomore season with 144 tackles and 23 sacks
- Named South Carolina's 2010 Mr. Football
- Played in the Shrine Bowl of the Carolinas
- Notched seven tackles and 1.5 sacks in the Under Armour All-America Game
- Named the consensus best player in the nation and named USA Today's National Defensive Player of the Year
- Lettered for the school's basketball team.

PERSONAL

- Majored in African-American studies
- Mother, Josenna Clowney, has been a processing technician at the Frito-Lay plant in Charlotte, North Carolina, since 1994
- Raised by his mother and his maternal grandparents, John and Josephine Clowney, as well as his mother's longtime boyfriend, Christopher Jones

CAREER DEFENSIVE STATS

	GP	GS	TK	SO	AS	FR	FC	INT	TFL	SACK
2011	13	1	36	17	19	0	5	0	12.0-57	8.0
2012	12	11	54	40	14	1	3	0	23.5-113	13.0
2013	11	11	40	28	12	0	1	0	11.5-51	3.0
TOTAL	36	23	130	85	45	1	9	0	47.0-221	24.0



XAVIER SU'A-FILO

GUARD

Height: 6-4 | Weight: 307 | College: UCLA |
 Hometown: Pleasant Grove, Utah | Rookie |
 1st with Texans | Age: 23 | Acquired: D2-'14 |
 Teams: Houston, 2014

70

TRANSACTIONS: Selected by Houston Texans with the first pick in the second round (33rd overall) of 2014 NFL Draft...Signed with Texans on June 18, 2014

CAREER AT UCLA:

- Started all 40 games that he suited up for at UCLA, playing 21 contests at left guard and 19 at left tackle
- Returned to the UCLA program in 2012 after serving two years on a Mormon Church mission to Alabama and Florida
- Recorded 43 touchdown-resulting blocks and 337 knockdowns
- Second-Team All-American (2013)
- Two-time first-team All-Pac 12 (2012,2013)

2013

- Received second-team All-American accolades from the Associated Press, USA Today and Athlon Sports
- Inserted into the lineup seven times at left guard and six at left tackle
- Awarded the Morris Trophy as the conference's best offensive linemen in a vote of the conference's defensive players
- Named first-team All-Pac 12 Conference
- Registered 22 touchdown-resulting blocks, the most in a season by a Bruins blocker since NFL Hall-of-Famer Jonathan Ogden made 23 during the 1995 campaign
- Ranked second in the Pac-12 with 126 knockdowns
- Cleared the way as the offense averaged 448.1 yards per game

2012

- Made return to the gridiron after serving on a two-year church mission
- Started all 14 games at left guard
- Also saw some action at left tackle during the year
- All-Pac 12 Conference selection by the league's coaches

2009

- The Freshman All-American became the first true freshman in school history to start 13 games in a season
- Honorable mention All-Pac-10 Conference choice
- Recorded 97 knockdowns and nine touchdown-resulting blocks at left tackle

HIGH SCHOOL

- Attended Timpview (Provo, Utah) High School, playing football for head coach Louis Wong
- Started on the offensive line since his sophomore season
- Earned Class 4A first-team All-State honors as a junior and senior
- Helped to lead his high school team to the state championships in 2006, 2007 and 2008 and a state record 36 consecutive wins
- Selected to play in the Under Armour All-America game
- Named Utah State 4A Offensive Player of the Year in 2008

PERSONAL

- Son of Candida and Paul Su'a-Filo
- Born Xavier Filoitumua Su'a-Filo on 1/1/91 in American Fork, Utah



C.J. FIEDOROWICZ

TIGHT END

Height: 6-5 | Weight: 265 | College: Iowa |
 Hometown: Johnsbury, Ill. | Rookie |
 1st with Texans | Age: 22 | Acquired: D3a-'14 |
 Teams: Houston, 2014

87

TRANSACTIONS: Selected by Houston Texans with the first pick in the third round (65th overall) in the 2014 NFL Draft...Signed by Texans on May 27, 2014

CAREER AT IOWA:

- Started 20 of the 51 games that he appeared in, catching 91 passes for 899 yards (9.9 average) and 10 touchdowns
- Closed out his career with at least one reception in his last 31 games, the second-longest streak for any active tight end in FBS
- First-Team All-Big Ten (2013)
- Honorable-Mention All-Big Ten (2012)

2013

- Received All-Big Ten Conference first-team honors from the league's coaches
- Started all 13 games, ranking second on the team with 30 receptions for 299 yards and six touchdowns
- The recipient of the Coaches Appreciation Award
- Named to the John Mackey Award Watch List
- Had 19 first down grabs

2012

- All-Big Ten Conference honorable mention by the league's coaches and media
- Started all 12 games, finishing with 45 catches for 433 yards (9.6 average) and one touchdown
- Gained at least 10 yards on 14 of those catches, including three for 20 yards or longer
- Added 56 knockdowns and seven touchdown-resulting blocks
- Caught at least one pass in every game

2011

- Appeared in all 13 games and started five
- Finished with 16 receptions for 167 yards (10.4 average) and three touchdowns

2010

- Played in 13 games
- Made two tackles on special teams

HIGH SCHOOL

- Attended Johnsbury (Ill.) High School, playing football for head coach Barry Creviston
- Finished his career with 183 receptions for 3,121 yards (17.1 average) and 42 touchdowns
- Earned USA Today All-American honors and was named to ESPN's Top 150
- As a sophomore, pulled in 64 passes for 1,043 yards (16.3 average) and 11 scores
- Competed as a tight end, wide receiver, running back, quarterback, linebacker, defensive end and free safety, long snapper and also returned punts and kickoffs
- Team captain who collected 809 yards on 49 receptions and 11 touchdowns as a junior
- Closed out his career with 44 receptions for 921 yards and 15 touchdowns as a senior
- First team all-state honors from the Chicago Sun Times, Chicago Tribune and Champaign News Gazette
- First team Class 4-A all-state pick as a junior and sophomore and League Player of the Year as a senior
- Participated in the Army All-American Bowl
- Lettered four times in basketball
- Set the school hoops career-record for scoring (1,400 points in four seasons)
- Received two letters in baseball and two more as a member of the track team

PERSONAL

- Majored in leisure studies
- Son of Leeann and Gary Fiedorowicz
- Father was a power-lifter who got C.J. interested in weight training in the eighth grade
- Sister, Paige, also attended Johnsbury High School, where she was a three-sport standout athlete excelling in volleyball, basketball and track. She left Johnsbury as its all-time career scoring leader among both the boys and girls team and later starred for the women's basketball team at Marquette (2008-11)
- Born Colton John Fiedorowicz on 10/22/91

CAREER OFFENSIVE STATS

YEAR	GP	GS	REC	YDS	AVG	TD	LONG
2010	13	0	0	0	0.0	0	0
2011	13	5	16	167	10.4	3	24
2012	12	12	45	433	9.6	1	45
2013	13	13	30	299	10.0	6	25
TOTAL	51	30	91	899	9.9	10	45



LOUIS NIX III NOSE TACKLE

92

Height: 6-2 | Weight: 331 | College: Notre Dame |
Hometown: Jacksonville, Fla. | Rookie |
1st with Texans | Age: 23 | Acquired: D3b-'14 |
Teams: Houston, 2014

TRANSACTIONS: Selected by Houston Texans with the 19th pick in the third round (83rd overall) of 2014 NFL Draft...Signed by Texans on May 16, 2014...Placed on active/physically unable to perform list on July 21, 2014.

CAREER AT NOTRE DAME:

- Started 30 of 34 games at nose guard, recording 123 tackles (44 solos), 2.5 sacks, 14 tackles for loss and 18 quarterback pressures
- Made 92 plays against the run, limiting those ball carriers to just 88 yards and six first downs
- Posted 17 third-down tackles and two fourth-down hits against the run and 24 tackles inside the red zone
- Third-Team All-American (2012)

2013

- Named to the watch lists for the Bednarik Award, Maxwell Award Watch, Bronko Nagurski Trophy, Outland Trophy and Rotary Lombardi Award
- Consensus All-American preseason selection
- Started all eight games he played in
- Recorded 27 tackles, two tackles for loss, two QB pressures and two pass deflections

2012

- Totaled 50 tackles (20 solo), 2 sacks, 7.5 tackles for loss and 10 quarterback pressures
- Appeared in 13 games and started 11
- Third-team All-American by CBS Sports
- Received Notre Dame "Moose Krause" Defensive Lineman of the Year recognition
- Led defense that allowed 12.8 points per game en route to the BCS Championship Game
- Caused one fumble and deflected five passes
- Made 13 tackles inside the red zone, including five during goal-line plays

2011

- Finished with 46 tackles (13 solo) and 4.5 tackles for loss
- Added six quarterback pressures and deflected one pass
- Delivered 11 tackles inside the red zone, including four on goal-line plays

2010

- Redshirted

HIGH SCHOOL

- Attended William M. Raines (Jacksonville, Fla.) High School, playing football for Cedric Thornton
- Recorded a combined 110 tackles and 29 sacks from his sophomore to senior year
- Second-team All-First Coast in 2008
- 2010 Under Armour All-American
- Also lettered in basketball

PERSONAL

- Son of Louis Nix and Stephanie Ancrum
- Graduated in May 2014 with a degree in film, television and theatre

CAREER DEFENSIVE STATS

YEAR	GP	GS	TK	SO	AS	FR	FF	INT	TFL	PBU	SACK	PRES
2011	13	11	46	13	33	0	0	0-0	4.5-9	1	0.5-1	6
2012	13	11	50	20	30	0	0	0-0	7.5-20	5	2.0-9	10
2013	8	8	27	11	16	0	0	0-0	2.0-3	2	0.0-0	2
TOTAL	34	30	123	44	79	0	0	0-0	14.0-32	8	2.5-10	18



TOM SAVAGE QUARTERBACK

Height: 6-4 | Weight: 228 | College: Pittsburgh |
Hometown: Springfield, Pa. | Rookie |
1st with Texans | Age: 24 | Acquired: D4-'14 |
Teams: Houston, 2014

3

TRANSACTIONS: Selected by Houston Texans with the 35th pick in the fourth round (135th overall) of 2014 NFL Draft...Signed by Texans on May 16, 2014.

CAREER:

- Enrolled at three different schools: Rutgers, Arizona and Pittsburgh
- Started 28 of 31 games played
- Completed 430-of-757 passes (56.8 percent) for 5,690 yards, 37 touchdowns and 19 interceptions
- Finished with 5,371 yards in total offense

2013 (Pittsburgh)

- Completed 238-of-389 passes (61.2 percent) for 2,958 yards, 21 touchdowns and nine interceptions
- Scored three rushing touchdowns
- Produced 2,750 yards in total offense
- Ranked third in the ACC with 21 touchdown passes
- Completed 23-of-33 passes for 424 yards and tied an ACC record with six touchdown passes against Duke

2012

- Did not play

2011

- Transferred to the University of Arizona and did not play in any games under NCAA guidelines
- Later transferred to Pittsburgh

2010 (Rutgers)

- Started four games and played in six
- Finished with 43-of-83 passes (51.8 percent) for 521 yards, two touchdowns and three interceptions

2009 (Rutgers)

- Freshman All-American honors from the Football Writers Association of America
- Named the team's Offensive MVP
- Started 11 of 12 games
- Set Big East Conference freshman season-records with 14 touchdowns and 2,211 yards passing
- Completed 149-of-285 chances (52.3 percent) while also rushing for a score
- First true freshman quarterback in school history to win a Big East road game

HIGH SCHOOL

- Attended Cardinal O'Hara (Springfield, Pa.) High School, starting his last three seasons at quarterback for head coach Dan Algeo
- Completed 190-of-426 passes for 2,547 yards and 20 touchdowns
- Played in the U.S. Army All-American Bowl and the Big 33 Football Classic
- As a senior, he passed for 1,355 yards and 10 touchdowns

PERSONAL

- Communications major
- Older brother, Bryan, played quarterback at Wisconsin (2004-05) and Hofstra (2007-08)
- Son of Linda and Tom Savage

CAREER OFFENSIVE STATS

YEAR	A	C	Pct.	YDS	TD	YD/A	YD/C	INT
*2009	285	149	52.3	2,211	14	7.76	14.84	7
*2010	83	43	51.8	521	2	6.28	12.12	3
2013	389	238	61.2	2,958	21	7.60	12.43	9
TOTAL	757	430	56.8	5,690	37	7.52	13.23	19

*-At Rutgers



JEFFREY PAGAN DEFENSIVE END

Height: 6-3 | Weight: 310 | College: Alabama |
Hometown: Asheville, N.C. | Rookie |
1st with Texans | Age: 20 | Acquired: D6a-'14 |
Teams: Houston, 2014

97

TRANSACTIONS: Selected by Houston Texans with the first pick in the sixth round (177th overall) of 2014 NFL Draft...Signed by Texans on May 16.

CAREER

- Started 11 of the 31 games played
- Recorded 60 tackles, 3.5 sacks, 7.5 tackles for loss, six quarterback hurries, a blocked kick and a forced fumble

2013

- Started 11-of-12 games
- Had 34 tackles with two sacks, four quarterback hurries and a blocked kick
- Posted 3.5 tackles for loss

2012

- Played in all 13 games
- Totaled 22 tackles (nine solo), four for loss and 1.5 sacks
- Registered three tackles including a sack in the Iron Bowl win over Auburn

2011

- Played in six games and assisted on four tackles on the defensive line.

HIGH SCHOOL

- Played in the U.S. Army All-American Bowl and the Shrine Bowl
- Missed a portion of his senior season with two torn ligaments in his right knee which required surgery
- Recorded 54 solo tackles, 11 tackles for loss and five sacks as a junior



ALFRED BLUE RUNNING BACK

Height: 6-2 | Weight: 223 | College: LSU |
Hometown: Boutte, La. | Rookie |
1st with Texans | Age: 23 | Acquired: D6b-'14 |
Teams: Houston, 2014 |

44

TRANSACTIONS: Selected by Houston Texans with the fifth pick in the sixth round (181st overall) of 2014 NFL Draft...Signed by Texans on May 16, 2014

CAREER:

- Played in 40 games with seven starts
- Rushed for 1,253 yards and 11 TDs and caught 16 passes for 107 yards
- Had three 100-yard rushing games

2013

- Played in 13 games with two starts
- Rushed for 343 yards and a touchdown and caught five passes for 62 yards
- Rushed for season-high 89 yards on a career-best 19 carries in win over TCU to open the season

2012

- Suffered a season-ending knee injury against Idaho in week 3
- Ranked second in the SEC in rushing yards at time of injury
- Opened season with back-to-back 100-yard games

2011

- Played in 12 games and started one
- Rushed for 539 yards and seven touchdowns
- Helped LSU to the SEC title and a 13-1 mark
- Led the team in rushing in four games

2010

- Played 11 games with one start
- Rushed for 101 yards and one touchdown on 20 carries for the year
- Contributed with five tackles and a forced fumble on special teams

HIGH SCHOOL

- Rushed for 1,695 yards and 25 touchdowns as a senior in 2009
- Added 13 receptions for nearly 200 yards and three scores
- A member of the SuperPrep Southwest Team, Baton Rouge Advocate Super Dozen
- Earned Class 5A first-team all-state honors in 2009
- Named the District 6-5A 2009 Offensive MVP
- Notched 10 touchdowns and 600 yards rushing in his junior season
- Coached by Lou Valdin

PERSONAL

- Full name is Alfred Calvin Blue III
- Parents are Alfred Blue Jr. and Erica Clement
- Has two sisters, Alyhea and Clarica, and one brother, Clarence Jr.
- Majoring in sports administration

CAREER OFFENSIVE STATS

YEAR	G-GS	ATT.	YDS.	TD	LONG
2010	11-1	20	101	1	16
2011	13-1	78	539	7	57
2012	3-3	40	270	2	37
2013	13-2	71	343	1	17
Totals	40-7	209	1,253	11	57



JAY PROSCH FULLBACK

Height: 6-1 | Weight: 256 | College: Auburn |
Hometown: Mobile, Ala. | Rookie |
1st with Texans | Age: 21 | Acquired: D6c-'14 |
Teams: Houston, 2014

45

TRANSACTIONS: Selected by Houston Texans with the 35th pick in the sixth round (211th overall) of 2014 NFL Draft...Signed by Texans on May 16.

CAREER

- Started 30-of-51 games in a career
- Played at Illinois in 2010 and 2011 and at Auburn in 2012 and 2013
- Credited with 55 touchdown resulting blocks

2013

- Blocked for nation's number one rushing offense (328.3 yards per game)
- Started 11 of 14 game
- Caught five passes for 95 yards and a touchdown

2012

- Joined Auburn after transferring from Illinois
- Started seven of the 12 games he played
- Carried 12 times for 38 yards and a pair of touchdowns and caught five passes for 19 yards

2011

- Earned All-American honors from Pro Football Weekly as a blocking fullback
- Started five of the 12 games he played and carried the ball twice for 9 yards
- Shared the team's Outstanding Special Teams Player award

2010

- Started seven of the 13 games that he appeared in
- Made the switch to offense after playing linebacker in high school

HIGH SCHOOL

- Attended UMS-Wright (Mobile, Ala.) Preparatory School, playing football for head coach Terry Curtis
- Earned All-State Class 4A honors as an offensive lineman his junior campaign
- Helped the Bulldogs capture the AHSAA state championship in 2008
- Named first-team Class All-State at linebacker by the Alabama Sports Writers Association as a senior
- Selected as the Mobile Optimist Club Player of the Year in 2009
- Recorded 199 total tackles (114 solos) with 16 tackles for loss, five pass breakups and a sack in his career

PERSONAL

- Son of the late Iris Prosch and Jerry Prosch
- Recipient of the Football Writers Association of America Courage Award
- Joined Auburn after obtaining an NCAA waiver to transfer from Illinois as his mother was battling brain cancer

CAREER RUSHING STATISTICS

YEAR	GP	GS	Ru	Yds	Avg	TD	Lg
*2010	13	7	0	0	0.0	0	0
*2011	12	5	2	9	4.5	0	9
2012	12	7	12	38	3.2	2	5
2013	14	11	0	0	0.0	0	0
TOTAL	51	30	14	47	3.6	2	9

*-At Illinois



ANDRE HAL CORNERBACK

38

Height: 5-10 | Weight: 188 | College: Vanderbilt |
Hometown: Port Allen, La. | Rookie |
1st with Texans | Age: 21 | Acquired: D7a-'14 |
Teams: Houston, 2014

TRANSACTIONS: Selected by Houston Texans with the first pick in the seventh round (216th overall) of 2014 NFL Draft...Signed by Texans on May 16.

CAREER:

- Appeared in 50 games and started 29
- Made 133 career tackles with six interceptions and 37 passes defended
- Two-time second team All-SEC (2012,13)

2013

- Named Second Team All-SEC by AP and Coaches
- Started 11 games
- Finished with 49 total tackles (33 solo) three interceptions, 6.5 tackles for loss and a fumble recovery
- Topped the SEC with 18 passes defended
- Played in Reese's Senior Bowl

2012

- Second Team AP All-Southeastern Conference
- Started all 13 games at cornerback, registering 48 total tackles
- Contributed 36 solo stops, two interceptions and 14 passes defended
- Named SEC Defensive Player of the Week after recording two interceptions against Tennessee

2011

- Contributed 21 total tackles
- Posted first career interception at South Carolina
- As a kickoff returner, racked up 738 yards on 31 returns and scored one touchdown

2010

- Broke into the starting lineup late in the season
- Played in all 12 games and started two
- Averaged 23.6 yards on 11 kickoff returns

HIGH SCHOOL

- Senior captain and four-year starter at Port Allen High School
- Named defensive MVP as a senior after notching 53 tackles and four interceptions
- Earned first team 3A All-State honors after returning five kickoffs for scores
- As a junior, posted five interceptions
- Standout in basketball and track & field and former starter on hoops squad
- Member of 3A state champion 4x200-meter relay foursome that also set state record

PERSONAL

- Full name is Andre Jeroy Hal
- Son of Lisa West and Andre Hal Sr.

CAREER DEFENSIVE STATS

Year	Tackles	TFL	INTs	PD	FF/FR
2010	10-5-15	0.0-0	0-0	1	0/0
2011	17-4-21	0.0-0	1-0	2	0/0
2012	36-12-48	2.0-2	2-68	16	0/1
2013	33-16-49	6.5-13	3-61	18	0/1
Totals	96-37-133	8.5-15	6-129	37	0/2



LONNIE BALLENTINE 39

SAFETY

Height: 6-3 | Weight: 215 | College: Memphis |
 Hometown: Memphis, Tenn. | Rookie |
 1st with Texans | Age: 21 | Acquired: D7b-'14 |
 Teams: Houston, 2014

TRANSACTIONS: Selected by Houston Texans with the 41st pick in the seventh round (256th overall) of 2014 NFL Draft...Signed May 16, 2014

CAREER:

- Played in 42 total games
- Totaled 176 total tackles, 2.5 tackles for loss, one sack and three interceptions

2013

- Started all 12 games
- Credited with 58 tackles and five pass break-ups
- Had a game and season-high nine tackles against Temple

2012

- Named All-Conference USA Honorable Mention
- Finished with 66 tackles, three interceptions, five pass breakups, a fumble recovery and one sack
- Posted a career-high 15 tackles at Arkansas State and had a pass breakup

2011

- Played in 11 games
- Posted 35 total tackle, one pass breakup and 1.5 tackle for loss
- Recovered his first collegiate fumble in the end zone against Southern Miss

2010

- Played in seven games with one start and logged 17 tackles

HIGH SCHOOL

- Played for Coach Cedric Miller at Southwind High School
- Graduated early from high school, finishing his studies as a junior
- Logged 45 tackles, six interceptions and 12 pass breakups in 2009
- Tallied 800 all-purpose yards as a junior
- Selected to the Tennessee Sports Writers Association (TSWA) All-State first team and All-Shelby Metro
- Invited to participate in the AutoZone Liberty Bowl All-Star Game
- Also ran track and played basketball
- Transferred to Southwind after two years at Hamilton High School

PERSONAL

- Son of Lonnie Ballentine and Sheila Smith
- Born April 23, 1993 in Memphis, Tenn.
- Is married, and he and his wife, Brittany, have two children
- His mother, Sheila, played college basketball at Murray State and later played professionally in France
- Majored in sports and leisure management

CAREER DEFENSIVE STATS

Defense	G	Solo	Asst.	TKL	SACK	TFL	FF/FR	PD	Int
2010	7	9	8	13.0	0	0.5	0/0	2	0
2011	11	21	14	28.0	0	1.5	0/1	1	0
2012	12	40	26	53.0	0.5	0.5	0/1	5	3
2013	12	37	21	47.5	0	0	0/0	5	0
TOTAL	42	107	69	141.5	0.5	2.5	0/2	13	3



JASON ANKRAH OUTSIDE LINEBACKER

Height: 6-3 | Weight: 262 | College: Nebraska |
Hometown: Gaithersburg, Md. | Rookie |
1st with Texans | Age: 23 | Acquired: CFA-'14 |

65

TRANSACTIONS: Signed with Houston Texans on May 16, 2014.

CAREER AT NEBRASKA

- Played defensive end in college
- Appeared in 49 games with 31 starts
- Wrapped up his career with 81 total stops, 18 tackles for loss, seven sacks and eight quarterback hurries
- Recorded career bests in tackles, tackles for loss and sacks each season

2013

- Started and played in all 13 games
- Honorable-Mention All-Big Ten (Coaches, Media)
- Registered career highs with 36 tackles, 20 solo tackles, nine tackles for loss, four sacks and one interception as a senior
- Closed his career with a career-high two sacks and five total tackles against Georgia in the Gator Bowl

2012

- Played in all 14 games and finished with 26 total tackles, including six tackles for loss and two sacks
- Forced a pair of fumbles and had three quarterback hurries

2011

- Played in 12 games and recorded nine starts
- Tallied 17 tackles r, highlighted by a career-high five stops in a 20-7 win against Iowa in the regular-season finale
- Notched his first career sack against Chattanooga

2010

- Played in 10 games and made two tackles

2009

- Sat out season as a redshirt

HIGH SCHOOL

- Helped Quince Orchard to a 10-2 record and a trip to the Maryland 4A West Regional Final his senior year
- Totaled 55 tackles as a senior, including 42 unassisted stops, 14 tackles for loss, seven sacks and 19 quarterback hurries
- 2008 First-team all-state pick, an All-Met selection by the Washington Post and All-Gazette (Gaithersburg) first team
- Helped Quince Orchard to a perfect 14-0 record and class 4A state championship title his junior year
- Played both ways in high school, doubling on the offensive line

PERSONAL

- Son of Kofi and Nanu Ankrah
- Born on Feb. 26, 1991
- Graduated in May 2013 with a degree in child, youth and family studies



LACOLTAN BESTER

WIDE RECEIVER

Height: 6-3 | Weight: 208 | College: Oklahoma |
Hometown: Scooba, Miss. | Rookie |
1st with Texans | Age: 23 | Acquired: CFA-'14 |

12

TRANSACTIONS: Signed with Houston Texans on May 19, 2014.

CAREER AT OKLAHOMA

- Appeared in 24 games for Oklahoma after beginning his career at East Mississippi Community College
- Averaged 14 yards per catch during his two seasons in Norman on 30 receptions
- Totaled 421 yards and two touchdowns in his career

2013

- Played in 12 of 13 games with seven starts
- Started in the Sugar Bowl vs. Alabama and set career highs with six catches for 105 yards and a touchdown
- Scored touchdowns passing, running and throwing
- Found the end zone on a 35-yard run against Texas Tech
- Threw a 49-yard touchdown pass on a wide receiver reverse at Kansas
- Caught a 26-yard touchdown pass at Notre Dame

2012

- Played in 12 games and recorded three catches for 29 yards

EAST MISSISSIPPI COMMUNITY COLLEGE

- Named to the 2011 Mississippi Association of Community and Junior Colleges (MACJC) All-State/North Division First Team
- Led his team with 76 receptions for 1,042 yards and 17 touchdowns as a sophomore
- Closed out his sophomore year with eight or more catches in each of EMCC's last four games, including three postseason outings
- Posted a career-high nine grabs for 139 yards receiving and three touchdowns in the Lions' 42-17 win against Mississippi Gulf Coast CC in the MACJC State Championship game
- Had five 100-yard receiving games and a touchdown catch in 11 of his 12 games as a sophomore
- Totaled 17 receptions for 244 receiving yards, 14.4 yards per catch and a pair of touchdowns as a freshman at EMCC

HIGH SCHOOL

- Led Kemper County High School in rushing (862 yards), passing (133-of-272 for 2,059 yards and 24 touchdowns) and scoring (96 points) as a prep senior
- Saw action at quarterback, receiver, running back and defensive back during his high school career

PERSONAL

- Lacoltan Bester
- Son of Eddie and Maragaret Jackson
- Born Nov. 12, 1991

CAREER OFFENSIVE STATS

Year	GP-GS	REC	YDS	AVG	TD
2012	12-0	3	29	9.7	0
2013	12-7	27	392	14.5	2
Totals	24-7	30	421	14.0	2



CONOR BOFFELI GUARD/CENTER

Height: 6-4 | Weight: 304 | College: Iowa |
Hometown: West Des Moines, Iowa | Rookie |
1st with Texans | Age: 22 | Acquired: CFA-'14 |

66

TRANSACTIONS: Signed with Minnesota Vikings on May 10, 2014...Released by Vikings on May 19, 2014...Signed with Houston Texans on May 19, 2014.

CAREER AT IOWA

- Started 16 consecutive games after taking over the starting left guard spot with three games remaining in his junior season
- College teammates with fellow Texans C.J. Fiedorowicz and James Ferentz

2013

- Honorable mention all-Big Ten by league coaches and media
- Academic All-Big Ten
- Started all 13 games at left guard
- Helped the Hawkeyes to an 8-5 record and a berth in the Outback Bowl
- Offense opened the season with five straight 200-yard plus rushing outings

2012

- Started the final three games of the season at left guard
- Earned his first career start against Purdue

2011

- Played in three games

2010

- Saw action in four games after entering the season listed as the team's third center

2009

- Redshirted

HIGH SCHOOL

- Led Valley High School to state championships in 2005 and 2008
- High school team went a combined 43-1 over four years
- Second team all-state selection as a senior
- Three-time all-conference pick, including first team honors as a senior
- Four-time academic all-conference selection
- As a tight end, totaled 31 catches for 402 yards and two touchdowns and also added 13 tackles
- Lettered in basketball and baseball

PERSONAL

- Conor Boffeli
- Son of Jodi and Jim Boffeli
- Born Aug. 29, 1991



CHRIS BOSWELL KICKER

Height: 6-2 | Weight: 185 | College: Rice |
Hometown: Keller, Texas | Rookie |
1st with Texans | Age: 23 | Acquired: CFA-'14 |

2

TRANSACTIONS: Signed with Houston Texans on May 16, 2014.

CAREER NOTES

- Second player in Rice history to top 300 career points
- Finished with 358 total points, which ranks second in school history
- Rice's career field goal leader
- Ended his career with 65 field goals made on 88 attempts and 164 extra points made on 172 attempts
- Became the first Rice kicker to have four season seasons with at least 10 field goals
- Tied for third on the C-USA all-time career field goal chart
- Connected on 14 kicks from 50 yards or more during his career, including three from 55-plus yards
- Participated in the 2014 Senior Bowl

2013

- Drilled home 14 field goals, including three from 50-plus yards
- Held opponents to starting at their 24 after his kickoffs, thanks to 54 touchbacks on 70 kickoffs
- Three-time C-USA Special Teams Player of the Week

2012

- Led the nation in long distance field goals while re-writing the Rice kicking record book
- Set school season records for field goals (23) and kick scoring (114) in addition to records for career field goals (51) and field goal attempts (67) and kick scoring (270)
- Led C-USA in kick scoring and field goals and finished fourth overall in scoring
- Tied for sixth nationally with 23 field goals
- Led the nation with six field goals from 50 yards or more and was 6 of 8 from that distance
- Tied the NCAA record vs. SMU becoming the sixth kicker in history to hit three field goals of 50 yards or longer in a game
- Broke the school record for field goals in a game by drilling five against SMU
- Had kicks from 57 (vs. Louisiana Tech to tie the school record) and 56 (vs. SMU), making him the first kicker in conference history to have two kicks from 55 yards or better in a season
- Held opponents to only 27 kickoff returns, thanks to 49 touchbacks on 80 kickoffs

2011

- Groza Award semifinalist who tied the Owls season record with a career-high 17 field goals in 2011
- Converted 17 of 21 field goals on the season (.810), with two misses coming from 50-plus yards
- First team All C-USA by Rivals.com, second team by Phil Steele and Honorable Mention selection by C-USA coaches
- Averaged 63.1 yards on 59 kickoffs and doubled the Owls' touchbacks from 2010 (14)
- Tied for the national lead with three field goals of better than 50

2010

- Earned All-Freshman honors from league coaches after taking over the starting job
- Set a Rice freshman kick-scoring record, finishing with 74 points
- Tied for seventh in C-USA with 11 field goals in 12 games
- Converted a field goal in six consecutive games, the longest streak by an Owl since 1989
- Tied the school record by kicking four field goals in the Owls' 32-31 win against North Texas

2009

- Redshirted

HIGH SCHOOL

- Four-time, All-District 5-5A for Coach Tony Baccarini at Keller Fossil Ridge
- Converted on 39 of 43 field goals in his career and was perfect on 172 career PAT attempts
- Named to the Associated Press All-State first team and to the Texas Sportswriters Association Class 5A All-State second team as a senior
- Selected to play in the 2009 US Army All-American Bowl in San Antonio
- Also played baseball and soccer at Fossil Ridge

PERSONAL

- Christopher Lynn Boswell
- Born March 16, 1991 in Fort Worth
- Son of Rick and Dawn Boswell
- Majored in Kinesiology

CAREER KICKING STATS

Year	FG	FGA	PCT	Lg	XP	XPA	PCT
2009							Redshirted
2010	11	17	64.7	50	41	44	93.2
2011	17	21	81.0	54	31	32	96.9
2012	23	29	79.3	57	45	47	95.7
2013	14	21	66.7	56	47	49	95.9
Totals	65	88	73.9	57	164	172	95.3



AUSTIN BROWN NOSE TACKLE

Height: 6-2 | Weight: 295 | College: Miami (Ohio) |
Hometown: Woodbridge, Va. | Rookie |
1st with Texans | Age: 22 | Acquired: CFA-'14 |

71

TRANSACTIONS: Signed with Houston Texans on May 16, 2014.

CAREER NOTES

- Finished his career as a four-year starter with 167 total tackles, 27.5 tackles for loss, seven sacks and five blocked kicks

2013

- Played in 10 games, making eight starts
- Finished the year with 37 tackles, 4.0 tackles for loss and one sack
- Had a season-high six tackles versus Central Michigan and Kent State
- Blocked a field goal for the fifth time in his career

2012

- Played in 10 games, making eight starts
- Finished the year with 37 tackles, 4.0 tackles for loss and one sack
- Had a season-high six tackles versus Central Michigan and Kent State
- Blocked a field goal for the fifth time in his career

2011

- Played in all 12 games, making 10 starts
- Made 33 total tackles, including 8.5 for a loss and 3 sacks

2010

- A second-team All-MAC performer and starter in all 14 games
- Recorded 27 solo tackles and 26 assists, tied for fourth-most among his teammates
- Ranked third-best on the team with 10 tackles for loss for 33 yards and added three quarterback sacks, two forced fumbles, two blocked kicks, two QB hurries, two PBUs and one fumble recovery

2009

- Started nine games and made 40 tackles
- Recorded five tackles for loss and blocked two kicks

HIGH SCHOOL

- 2008 Woodbridge High School team had a perfect 10-0 regular-season record
- As a senior, accumulated 82 tackles and 10 quarterback sacks
- Also lettered in track and field as a shot putter and in baseball as a first baseman

PERSONAL

- Austin Brown
- Born Sept. 14, 1991
- Son of Greg and Laurie Brown
- Completed his undergraduate degree in Kinesiology in May 2013

CAREER DEFENSIVE STATS

Year	Tackles	TFL	Sack	PD	FF/FR
2009	40-28-12	5.0-17	0	0	1/0
2010	53-27-26	10.0-33	3.0	2	2/1
2011	33-18-15	8.5-35	3.0	2	0/0
2012	4-1-3	0-0	0	0	0/0
2013	37-13-24	4.0-10	1.0	1	0/0
Totals	167-71-96	27.5-95	7.0	5	3/1



MAX BULLOUGH INSIDE LINEBACKER

Height: 6-3 | Weight: 249 | College: Michigan State |
Hometown: Traverse City, Mich. | Rookie |
1st with Texans | Age: 22 | Acquired: CFA-'14 |

53

TRANSACTIONS: Signed with Houston Texans on May 16, 2014.

CAREER:

- Four-year letterwinner and three-year starter at middle linebacker
- Two-time All-Big Ten First Team selection (2012, 2013)
- Collected 299 career tackles in 53 games, including 40 starts
- Finished his career ranked 11th in MSU history in tackles for loss (30.5 for 103 yards)
- Tallied eight career sacks (51 yards), 11 passes defended (three interceptions, eight pass break-ups) and four forced fumbles
- Two-time Academic All-American (first team in 2013, second team in 2012)

2013

- Named first-team All-Big Ten by the coaches for the second-straight year and was selected first-team All-Big Ten by the media
- Earned All-America honors from the Associated Press (third team)
- One of 20 quarterfinalists for the Lott IMPACT Trophy
- Ranked third on the team in tackles (76) and tackles for loss (9.5 for 26 yards)
- Recorded three tackles, including a half sack (3 yards), in the Big Ten Championship Game vs. No. 2 Ohio State
- Named to 2013 National Football Foundation Scholar-Athlete Class and was one of 16 finalists for the Campbell Trophy, which is awarded to the NFF Scholar-Athlete of the Year

2012

- First-team All-Big Ten selection by the coaches and a second-team pick by the media
- One of 12 semifinalists for the Butkus Award for the nation's top linebacker
- One of 20 quarterfinalists for the Lott IMPACT Trophy
- Started all 13 games at middle linebacker
- Led the team in tackles for the second-straight year with a career-high 111 stops (51 solo, 60 assists), which ranked ninth in the Big Ten (8.5 avg.)
- Named to the 2012 Capital One Academic All-America Second Team, as selected by the College Sports Information Directors of America, for his 3.73 GPA in finance
- Academic All-Big Ten selection

2011

- Second-team All-Big Ten pick by the coaches and honorable mention All-Big Ten selection by the media
- Started all 14 games at middle linebacker
- Led the team with 89 tackles (6.4 avg.) and added 7.0 tackles for loss and 3.5 sacks
- Collected six tackles and had two quarterback hurries in the Big Ten Championship Game against Wisconsin
- Recorded a career-high 15 tackles in the 2011 season opener vs. Youngstown State in his first career start
- Presented the scholar-athlete award at the Spartan Academic Excellence Gala for having the highest GPA on the team for players who have reached at least junior academic status
- Academic All-Big Ten selection

2010

- Named to ESPN.com's Big Ten All-Freshman Team
- Saw action in all 13 games as a true freshman and registered 23 tackles (9 solos, 14 assists), including 1.5 for losses
- Tied for second on the team with 13 tackles on special teams

HIGH SCHOOL

- Three-year starter and two-time all-state selection for Coach Greg Vaughan at St. Francis High School in Traverse City, Mich., helping the Gladiators win back-to-back Division 7 state championships in 2008-09
- Selected Division 7 Player of the Year by The Associated Press, anchoring a defensive unit that allowed only 5.9 points per game in 2009
- Recorded 137 tackles (71 solos, 66 assists), including four sacks (39 yards), and three interceptions as a senior, while also playing fullback and tight end
- Rushed 40 times for 466 yards (11.7 avg.) and four touchdowns and had 13 receptions for 174 yards (13.4 avg.) and seven touchdowns in 2009 as a senior
- Named recipient of the Ron Holland Scholar-Athlete Award as the Detroit Free Press Dream Team member with the highest grade-point average (3.96)

PERSONAL

- Born Feb. 11, 1992
- Son of Shane and LeeAnn Bullough
- Became a third-generation Spartan, following in the footsteps of his grandfather Hank (guard, 1952-54) and father Shane (linebacker, 1983-86) who played football at Michigan State
- His grandfather Jim Morse (halfback, 1954-56) played at Notre Dame
- His uncles Chuck Bullough (Michigan State, linebacker, 1988-91), Bobby Morse (Michigan State, running back, 1983-86) and Jim Morse (Notre Dame, cornerback, 1976-77) played college football
- His brother Riley currently plays at Michigan State

CAREER DEFENSIVE STATS

Year	Tackles	TFL	Sack	PD	INT	FF/FR
2010	23-9-14	1.5-5	0.5	0	1	0/0
2011	89-36-53	7-27	3.5	2	1	2/0
2012	111-51-60	12.5-45	2.5	4	1	1/0
2013	76-25-51	9.5-26	1.5	2	0	1/0
Totals	299-121-178	30.5-103	8.0	8	3	4/0



CHRIS COYLE TIGHT END

85

Height: 6-4 | Weight: 243 | College: Arizona State |
Hometown: Westlake Village, Calif. | Rookie |
1st with Texans | Age: 23 | Acquired: CFA-'14 |

TRANSACTIONS: Signed by the Houston Texans on May 16, 2014....Released by the Texans on June 18, 2014...Signed by the Texans on July 22, 2014.

CAREER:

- Played in 40 career games at tight end, starting 26 consecutive games from 2012-13
- Two-time All-Pac-12, including First Team in 2013
- Finished third on ASU's all-time tight end receptions list with 92 career catches
- His nine career touchdowns are tied for the fourth most among tight ends in school history
- Ranks fifth among all tight ends in school history with 1,192 receiving yards
- Played in the NFLPA Collegiate Bowl

2013

- Started all 14 games
- First Team All-Pac-12
- Earned Sports Illustrated Honorable Mention All-America recognition
- Tallied 29 catches for 423 yards and four touchdowns

2012

- Started all 14 games
- First Team All-Pac-12
- Earned Sports Illustrated Honorable Mention All-America recognition
- Tallied 29 catches for 423 yards and four touchdowns

2011

- Recorded six catches for 73 yards in 13 games played

2010

- Saw action on special teams while appearing in every game

2009

- Redshirted

HIGH SCHOOL

- Graduate of Oaks Christian High School in Westlake Village, Calif.
- Invited to participate in the 2009 U.S. Army All-America game in San Antonio
- As a junior, named first-team All-League, All-County and was named Oak Christian's Offensive Most Valuable Player

PERSONAL

- Christopher Harlan Coyle
- Born March 25, 1991
- Parents are Richard and Karen Coyle of Moorpark, Calif.
- Graduated with a business degree (communication/economics) in Summer 2013

CAREER OFFENSIVE STATS

Year	REC	Yds	TD
2011	6	73	0
2012	57	696	5
2013	29	423	4
Totals	92	1,192	9



ANTHONY DENHAM TIGHT END

81

Height: 6-4 | Weight: 235 | College: Utah |
Hometown: Monterey Park, Calif. | Rookie |
1st with Texans | Age: 22 | Acquired: CFA-'14 |

TRANSACTIONS: Signed with Houston Texans on May 16, 2014.

CAREER

- Junior college transfer who played in 23 games in two years

2013

- Played in all 12 games and started in 10
- Totaled 24 receptions for 291 yards and two touchdowns
- Honorable mention Academic All-Pac-12

2012

- Played in 11 games and hauled in 11 catches for 135 yards

2011

- Redshirted

PRIOR TO UTAH

- All-state and all-conference receiver for East L.A. College
- Set school records for receiving yards and touchdowns in a game and a season
- As a freshman in 2009, had 1,189 receiving yards and 16 touchdowns
- Finished second in the American Mountain Conference rankings in 2010 with 40 catches for 475 yards and seven touchdowns
- All-city, all-league while playing for Woodrow Wilson HS (Calif.)
- Won four high school letters in football, two in basketball and one in track

PERSONAL

- Full name is Anthony Dion Denham Jr.
- Born July 21, 1991
- Son of Anthony Denham Sr. and Dana Lewis
- Graduated in the fall of 2013 with a bachelor's degree in sociology

CAREER OFFENSIVE STATS

Year	REC	Yds	TD
2011		Redshirted	
2012	11	135	0
2013	24	291	2
Totals	35	426	2



ANTHONY DIMA OFFENSIVE TACKLE

71

Height: 6-6 | Weight: 295 | College: Massachusetts |
Hometown: Centereach, N.Y. | Rookie |
1st with Texans | Age: 23 | Acquired: CFA-'14 |

TRANSACTIONS: Signed with Cleveland Browns on May 12, 2014...Released by Browns on May 19, 2014...Signed with Houston Texans on May 20, 2014.

CAREER:

- Three-year starter at both offensive tackle positions
- Made 31 starts over three seasons

2013

- Started at left tackle in each of UMass' 10 contests
- Named to the Outland Trophy Watch List prior to the start of the 2013 season
- All-MAC third team
- Anchored a group that cut the sack total to 16 from 32 the previous year

2012

- Played and started in nine games at left tackle

2011

- Started all 11 games in 2011 at right tackle
- Helped the offense average 360 yards per game including 127.4 yards rushing per game
- Paved the way for Jonathan Hernandez's 1,000-yard rushing season

2010

- Played in three games during his redshirt freshman season

PRIOR TO UMASS

- Began his career at Hartford before transferring and sitting out the 2009 season
- Played football and ran on the track and field team at Centereach High School
- Named to All-Suffolk County and all-league teams as a senior

PERSONAL

- Born Oct. 21, 1990



MATT FEILER OFFENSIVE TACKLE

74

Height: 6-6 | Weight: 330 | College: Bloomsburg |
Hometown: Strasburg, Pa. | Rookie |
1st with Texans | Age: 22 | Acquired: CFA-'14 |

TRANSACTIONS: Signed with Houston Texans on May 16, 2014.

CAREER:

- Played in 46 career games and made 34 starts
- Started every game his junior and senior season
- Selected to play in the East-West Shrine Game

2013

- Key part of offensive line which paved the way for the Huskies to post 3,762 yards rushing, a total which ranked sixth in Division II during the season
- Finished the year with a multitude of post-season honors, including being named to Associated Press Little All-America Third Team as well as was a D2Football.com All-America selection
- Named a Don Hansen Football Gazette NCAA Division II second team All-American
- Selected to the All-PSAC first team for the second time in his career

2012

- Made the transition to offensive tackle
- Named as honorable mention on the 2012 Don Hansen NCAA Division II All-America Team
- Named to the 2012 Don Hansen NCAA Division II All-Super Region One second team
- Selected to the All-PSAC Eastern Division first team
- Part of an offensive line that led the fifth-ranked rushing offense in Division II at 315.8 yards per game
- Bloomsburg set the PSAC single-season rushing record with 3,789 yards
- The BU offense also ranked on the BU all-time leaderboard in points scored (451 - fourth) and touchdowns (61 - second)
- The offensive line allowed just two sacks in BU's final seven games and led the PSAC and ranked seventh in Division II at 0.67 sacks allowed per game

2011

- Started at offensive guard

2010

- Played in 11 games for the Huskies
- Part of the offensive line that drove the eight-best rushing offense in NCAA Division II

HIGH SCHOOL

- Attended Lampeter-Strasburg High School
- Tallied 24 tackles, five tackles for loss and three sacks as a defensive tackle his senior season
- Second-team Section 3 (Pa.) All-Star

PERSONAL

- Son of Mark and Beth Feiler
- Born July 7, 1992



JAMES FERENTZ CENTER

Height: 6-2 | Weight: 285 | College: Iowa |
Hometown: Iowa City, Iowa | Rookie |
1st with Texans | Age: 25 | Acquired: CFA-'14 |

78

TRANSACTIONS: Signed with Houston Texans on May 16, 2014.

CAREER:

- Three-year starter at center who made 38 consecutive starts
- Invited to compete at the East-West Shrine Game following the 2012 season

2012

- Second team All-Big Ten by league coaches and honorable mention by league media
- Third team All-Big Ten by CollegeSportsMadness.com
- Named to Rimington Trophy preseason Watch List for second straight season
- Started all 12 games at center

2011

- Honorable mention all-Big Ten by both league coaches and media
- Started at center in all 13 games
- Named to Rimington Trophy preseason Watch List

2010

- Started every game at center

2009

- Saw first action of career in 35-3 win at Iowa State as offense gained 426 yards total offense

2008

- Redshirted

HIGH SCHOOL

- Attended Iowa City High School
- First team all-state as a junior and senior
- Played both offense and defense throughout prep career
- Helped prep team advance to state playoffs for three straight seasons
- Lettered for four years in wrestling

PERSONAL

- James Ferentz
- Born June 5, 1989
- Son of Mary and Kirk Ferentz
- Father, Kirk Ferentz, is Iowa's head football coach
- Brother, Brian, is an offensive line coach at Iowa after working as New England's tight end coach in 2011



KOFI HUGHES

WIDE RECEIVER

Height: 6-2 | Weight: 215 | College: Indiana |
Hometown: Indianapolis, Ind. | Rookie |
1st with Texans | Age: 22 | Acquired: CFA-'14 |

83

TRANSACTIONS: Signed with Washington Redskins on May 14, 2014...Released by Redskins on May 23, 2014...Claimed through waivers by Houston Texans on May 29, 2014.

CAREER:

- Ended his career with 132 receptions for 1,956 yards and 13 touchdowns
- Played in 45 career games and made 31 starts
- Closed out his career tied for sixth in 100-yard games (six), eighth with 1,956 yards and tied for 10th with 132 receptions on Indiana's all-time lists

2013

- Started all 12 games and made 47 receptions for 739 yards with seven touchdowns
- Finished second on the team in catches, yards, yards per game (61.6) and yards per catch (15.7)
- Ranked sixth in the Big Ten in yards per game, tied for seventh in scores (7) and ninth in yards (739)
- Posted three 100-yard games
- Matched a career-high with nine grabs for 120 yards at No. 4 Ohio State

2012

- Finished third on the team with 43 receptions, 639 yards and 58.1 yards per game
- Started eight times and appeared in 11 games
- Posted two 100-yard games
- Had 110 yards on six receptions, including a career-long 77-yarder, in win against Iowa

2011

- Started 10 games and played in all 12
- Led the Hoosiers with 35 receptions, 536 yards, three touchdowns and 15.3 yards per catch
- Rushed 27 times for 162 yards (6.0 average)
- Made five tackles and recovered one fumble on special teams
- Carded eight catches for a career-high 147 yards, his first career 100-yard game, with a 34-yard score at Ohio State
- Recorded a 67-yard score at North Texas

2010

- One of two true freshmen on the team to play in 2010
- Appeared in the final 10 games of the season with one start vs. No. 19 Michigan
- Recorded seven catches for 42 yards
- Tallied 14 tackles, eight solo, on special teams

HIGH SCHOOL

- 2009 Gatorade Indiana Football Player of the Year
- Named Indiana Football Coaches Association Top 50 All-State
- Earned a spot on the Indianapolis Star Super Team and was recognized as the all-city player of the year
- Attended the Manning Passing Academy
- Cathedral's MVP threw for 1,584 yards with 19 touchdowns and four interceptions as a senior
- Rushed 201 times for 1,552 yards with 22 scores and caught three passes for 72 yards and one touchdown
- Reached semi-state in 2009 on the heels of a 2008 state championship
- Two-year football and four-year basketball letterwinner

PERSONAL

- Born on March 27, 1992
- Son of Dock and Juliana Hughes

CAREER OFFENSIVE STATS

Year	REC	Yds	TD
2010	7	42	0
2011	35	536	3
2012	43	639	3
2013	47	739	7
Totals	132	1,956	13



TRAVIS LABHART

WIDE RECEIVER

19

Height: 5-9 | Weight: 182 | College: Texas A&M |
Hometown: Whitesboro, Texas | Rookie |
1st with Texans | Age: 23 | Acquired: CFA-'14 |

TRANSACTIONS: Signed with Houston Texans on May 16, 2014.

CAREER:

- Broke out his senior season and became Texas A&M's top threat in the slot
- Finished his career with 626 yards and eight touchdowns on 51 catches, all of which came his senior season
- Walked-on to the Texas A&M football team in 2011 and earned a scholarship prior to the start his senior season

2013

- Hauled in 626 yards and eight touchdowns on 51 catches
- Enjoyed the best game of his career in his final appearance as an Aggie, scoring three touchdowns in A&M's 52-48 win against Duke in the Chick-Fil-A Bowl
- Played in 12 games and started the last five of the season
- Returned five punts for 57 yards (11.4 average)

2012

- Backup wide receiver who saw action in three games

2011

- Saw action in three games at wide receiver

HIGH SCHOOL

- Saw action in three games at wide receiver

PERSONAL

- Travis Labhart
- Born Jan. 20, 1991
- Son of Cindy and Mark Labhart
- Served as a practice player on Texas A&M's 2010 Women's Basketball National Championship team
- Worked out with his brother Jake, who played football at Air Force for one season, after not making A&M's basketball team in 2011 to get into football shape

CAREER OFFENSIVE STATS

Year	REC	Yds	TD
2011	0	0	0
2012	0	0	0
2013	51	626	8
Totals	51	626	8



TERRANCE LLOYD OUTSIDE LINEBACKER

Height: 6-3 | Weight: 238 | College: Baylor |
Hometown: Houston, Texas | Rookie |
1st with Texans | Age: 23 | Acquired: CFA-'14 |

63

- Earned first-team All-District 18-5A honors at defensive end following senior season in 2008
- Led Stratford to 9-4 record and regional semifinals as junior in 2007
- Named first-team All-District 19-5A after recording 95 tackles, eight sacks and five tackles-for-loss as junior

PERSONAL

- Terrance Trey Lloyd
- Son of Kiethan and Kimberley Lloyd
- Born Sept. 9, 1990

TRANSACTIONS: Signed with Houston Texans on May 16, 2014.

CAREER:

- Four-year starter and All-Big 12 defensive end
- Started 43 of 45 career games, including all 39 games over final three seasons
- Totaled 114 tackles (70 solo), 20.5 tackles for loss (97 yards), 10 sacks (65 yards), 21 QB hurries, three fumble recoveries and two forced fumbles
- His 10 career sacks tied for ninth on the school's all-time listing
- Member of senior class that played in four straight bowl games for first time in school history and earned program's first Big 12 Championship and BCS Bowl berth in 2013

2013

- Started all 13 games at defensive end
- Finished with 15 tackles (seven solo), three tackles for loss, 2.5 sacks and eight hurries
- Helped Baylor to the Fiesta Bowl

2012

- Starting defensive end in all 13 games
- Named 2012 All-Big 12 honorable mention by league's coaches
- Totaled a team defensive line-best 50 tackles
- Added four sacks and a team-high nine QB hurries
- Forced two fumbles and recovered one fumble

2011

- One of nine players to start all 13 games
- Recorded 36 tackles (23 solo)
- Ranked fourth on the team with 7.0 tackles for loss and 2.5 sacks

2010

- Played six games and started four at defensive end
- Missed six games due to injury as redshirt freshman
- Totaled 13 tackles, two for loss and one sack

2009

- Redshirted

HIGH SCHOOL

- Two-time first-team all-district selection at defensive end at Houston's Stratford High School
- Named to Houston Chronicle's Top 100 Texas recruits

CAREER DEFENSIVE STATS

Year	Tackles	TFL	Sack	INTs	FF/FR
2009		Redshirt			
2010	13-7-6	2-11	1-10	0	0/1
2011	36-23-13	7-33	2.5-14	0	0/1
2012	50-33-17	8.5-47	4-36	0	2/1
2013	15-7-8	3-6	2.5-5	0	0/0
Totals	114-70-44	20.5-97	10-65	0	2/3



CHRIS MCALLISTER 64

OUTSIDE LINEBACKER

Height: 6-2 | Weight: 255 | College: Baylor |
Hometown: Converse, Texas. | Rookie |
1st with Texans | Age: 23 | Acquired: CFA-'14 |

TRANSACTIONS: Signed with Houston Texans on May 16, 2014.

CAREER:

- All-Big 12 defensive end finished career tied as all-time sack leader (14.5) at Baylor
- Led BU in sacks in both seasons as starter (6.0 in 2012, 6.5 in 2013)
- Member of senior class that played in four straight bowl games for first time in school history and earned program's first Big 12 Championship and BCS Bowl berth in 2013
- Started 28 of 52 career games played (final 26 in last two seasons at defensive end and two at linebacker in 2010)
- Totaled 137 tackles (79 solo) and 25.5 tackles for loss (124 yards)

2013

- All-Big 12 defensive end finished career tied as all-time sack leader (14.5) at Baylor
- Led BU in sacks in both seasons as starter (6.0 in 2012, 6.5 in 2013)
- Member of senior class that played in four straight bowl games for first time in school history and earned program's first Big 12 Championship and BCS Bowl berth in 2013
- Started 28 of 52 career games played (final 26 in last two seasons at DE, two at LB in 2010)
- Totaled 137 tackles (79 solo) and 25.5 tackles for loss (124 yards)

2012

- Started at defensive end in all 13 games
- Named defensive MVP of 2012 Holiday Bowl after compiling five tackles, two sacks (-4 yards) and one pass breakup in win against No. 17 UCLA.
- Ranked in fifth-place tie in Big 12 with 0.46 sacks-per-game
- Totaled 45 tackles, 7.5 tackles for loss and a team-high six sacks
- Named to fall 2012 and spring 2013 Big 12 Commissioner's Honor Roll

2011

- Played in all 13 games
- Totaled 10 tackles (six solo), including 1.5 sacks
- Moved to defensive end from linebacker during spring 2011
- Named to spring 2012 Big 12 Commissioner's Honor Roll

2010

- Played all 13 games and started the last two at middle linebacker as a redshirt freshman
- Totaled 42 tackles (26 solo), 4.5 for loss, one sack and one fumble recovery
- Earned second-team 2010 Academic All-Big 12 honors

2009

- Redshirted

- Named to fall 2009 Big 12 Commissioner's Honor Roll

HIGH SCHOOL

- Three-year starter at Judson High School in Converse, Texas
- Played for victorious South squad in 2009 THSCA All-Star game, totaled seven tackles and 7-yard touchdown catch on goal-line play
- Led the Rockets to an 8-3 record and District 27-5A championship
- 2008 District 27-5A Defensive MVP as senior
- First-team San Antonio Express-News All-Area 5A selection as senior
- Totaled 112 tackles, six tackles for loss, two sacks and three fumble recoveries as a senior
- Helped Judson to 11-5 mark and 2007 5A state championship game as a junior
- Made 145 tackles, 10 tackles for loss, five sacks and one interception as a junior

PERSONAL

- Christopher Adam McAllister
- Son of Gerald and Karen McAllister
- Born March 3, 1991
- Graduated in May 2013 with communications specialist degree
- Born in Germany, where his father was stationed in the military
- Moved from Germany to Arizona back to Germany before remaining in San Antonio area at the age of 11

CAREER DEFENSIVE STATS

Year	Tackles	TFL	Sack	INTs	FF/FR
2009		Redshirt			
2010	42-26-16	4.5	1-9	0	0/1
2011	10-5-5	1.5-8	1.5-8	0	0/0
2012	45-25-20	7.5-38	6-34	0	2/1
2013	40-22-18	11.5-56	6-42	1	0/0
Totals	137-78-59	25-120	14.5-93	1	2/2



ANTHONY MCCLUNG 18

WIDE RECEIVER

Height: 6-0 | Weight: 177 | College: Cincinnati |
Hometown: Indianapolis, Ind. | Rookie |
1st with Texans | Age: 22 | Acquired: CFA-'14 |

TRANSACTIONS: Signed with Houston Texans on May 16, 2014.

CAREER:

- Slot receiver who also saw action in the return game
- Wrapped up his career with 2,378 yards and 15 touchdowns on 177 catches

2013

- Started six of the 12 games he played in
- Named to the All-American Conference Second Team
- Set career bests with 939 yards on 72 catches and had five touchdown receptions
- Averaged 78.2 yards per game
- Returned 18 punts for 53 yards

2012

- Played in 12 games his junior year
- Hauled in 539 yards on 34 catches and two touchdowns, good for a 15.9 yard per catch average
- Returned 16 punts for 158 yards for a 9.9 average

2011

- Played in every game and totaled 49 receptions for 683 yards and six touchdowns

2010

- Played in 10 games as a true freshman
- Made 22 catches for 217 yards and two touchdowns
- Returned 11 kicks for 198 yards with a long of 28

HIGH SCHOOL

- Won the Conference Indiana title as a senior in 2009 and sophomore in 2007 at Pike High School
- The 2007 team went 14-1 and finished as the 5A State Runner Up
- Made 61 catches for 1,087 yards and eight touchdowns as a senior
- A two-time all-Conference Indiana selection
- Named all-Marion County and all-State

PERSONAL

- Born Sept. 9, 1991
- Son of Regina and Rob Madaris.

CAREER OFFENSIVE STATS

Year	Rec	Yds	TD
2010	22	217	2
2011	49	683	6
2012	34	539	2
2013	72	939	5
Totals	177	2,378	15



JULIUS WARMSLEY DEFENSIVE END 74

Height: 6-2 | Weight: 296 | College: Tulane |
Hometown: Baton Rouge, La. | Rookie |
1st with Texans | Age: 24 | Acquired: CFA-'14 |

TRANSACTIONS: Signed with Houston Texans on May 19, 2014.

CAREER:

- Racked up 102 tackles (61 solo, 41 assists), 30.5 tackles for loss and 12.5 sacks in his career

2013

- Enjoyed his best season while playing in all 13 games
- Earned first-team All-Conference USA honors
- Tripled his previous tackle for loss best, finishing the season with 18.5 for a total loss of 89 yards
- Ranked 15th in the country for tackles for loss per game with 1.4
- Added 6.0 sacks for a cumulative loss of 54 yards
- Ended the year with 46 tackles, including 31 solo stops
- Forced a pair of fumbles
- Helped the Green Wave to the R+L Carriers New Orleans Bowl

2012

- Played in 11 games with nine starts: seven at nose tackle, one at defensive tackle and one at defensive end
- Earned honorable-mention All-Conference USA honors
- Posted 26 tackles (12 solo, 14 assists), which ranked second on the team for defensive linemen
- Recorded seven multiple-tackle outings
- Blocked a pair of kicks

2011

- Saw action in all 13 games
- Finished second on the team in sacks (5.5)

2010

- Played in seven games with starts against Southeastern Louisiana and Ole Miss as a true freshman
- Finished with three tackles
- Was a member of the Tulane track and field team where he posted team-best distances in the javelin (60.33m) and discus (41.16m)
- Member of the Conference USA Commissioner's Honor Roll

PRIOR TO TULANE

- Enrolled at the U.S. Military Preparatory School for the 2009-10 academic year
- Three-year letterman at St. Michael's High where he played tight end and defensive end
- Named first-team all-state and all-metro as a senior after tallying 107 tackles and 13

sacks

- Selected to play in the 2008 U.S. Army Red Stick Bowl at Olympia Stadium
- Racked up 82 tackles and seven sacks as a junior
- Lettered in basketball, weightlifting and track and field
- Tabbed first-team All-District 7-4A after averaging 22 points and 7.8 rebounds per game on the hardwood
- Won the 105-kilogram class and had the second-best overall lift of 211 kg at the Louisiana State High School Olympic Weightlifting Championship
- Class 4A runner-up in the javelin with a toss of 182-7
- Named the Baton Rouge Advocate's Athlete of the Year for his overall athletic achievements

PERSONAL

- Julius Alexander Warmasley
- Born May 16, 1990
- Son of Linda Warmasley
- Brother, Titus, played collegiate basketball at Texas and Montana State before joining the Boston Celtics and later playing professionally in Europe

CAREER DEFENSIVE STATS

Year	Tackles	TFL	Sack	FF/FR
2010	3-1-2	0-0	0-0	0/0
2011	27-17-10	6.0-32	5.5-31	1/1
2012	26-12-14	6.0-18	3.0-13	1/0
2013	46-31-15	18.5-71	6.0-38	2/0
Totals	102-61-41	30.5-121	14.5-82	4/1



MARCUS WILLIAMS

CORNERBACK

Height: 5-11 | Weight: 196 | College: North Dakota State |
Hometown: Minneapolis, Minn. | Rookie |
1st with Texans | Age: 23 | Acquired: CFA-'14 |

40

TRANSACTIONS: Signed with Houston Texans on May 16, 2014.

CAREER:

- Consensus FCS All-American in 2011-13
- Set NDSU record with 21 career interceptions
- His seven interception returns for touchdown set an FCS record
- Also returned a pair of kickoffs for touchdown during career
- Scored nine touchdowns on returns in his career
- School's career record holder for all-purpose yards per touch with a 27.4 average
- Finished with 170 tackles (109 solo stops)
- Selected to play in the East-West Shrine Game

2013

- Made 13 of 15 starts at cornerback missing the final two games of the regular season due to injury
- All-America first team by The Sports Network, Associated Press, AFCA and Walter Camp Football Foundation
- All-Missouri Valley Football Conference first team cornerback
- Had an interception in the win at Kansas State and pick-sixes against Delaware State (33 yards) and Furman (61 yards)
- Handled kick returns for the first five weeks of the season averaging 21.6 yards on eight returns
- Helped NDSU lead the nation in scoring defense (11.3 ppg)

2012

- Made 13 of 15 starts at cornerback missing the final two games of the regular season due to injury
- All-America first team by The Sports Network, Associated Press, AFCA and Walter Camp Football Foundation
- All-Missouri Valley Football Conference first team cornerback

2011

- Started all 15 games played with seven interceptions and 15 pass breakups
- Tabbed as the College Football Performance Awards FCS Defensive Back of the Year
- One of many postseason awards including first-team Walter Camp, Associated Press, College Sporting News and College Sports Journal All-America honors
- Named to All-MVFC first team
- Earned both the league's Defensive Player and Special Teams Player of the Week awards during season
- Scored three defensive touchdowns and also ran back a kickoff 90 yards for a score

2010

- Started in 12 of 14 games played at cornerback
- Named to the Missouri Valley Football Conference All-Newcomer team
- Honorable mention on the all-MVFC team
- Recorded four interceptions including one returned for a touchdown in NCAA quarterfinal game at Eastern Washington
- Finished with 47 tackles including 36 solos and one tackle for loss
- Returned seven kickoffs for 151 yards and 21.6 average

2009

- Redshirted

HIGH SCHOOL

- Three-year starter for Hopkins High School at wide receiver and defensive back
- Valuable contributor to 2008 Hopkins team that went 8-3 and advanced to Section 6A final
- All-state performer as senior
- Three-time all-Metro and all-Classic Lake Conference selection
- Part of 2006 team that won Section 6AAAAA championship
- Two-year starter and two-time all-conference pick for the basketball team
- Member of the Royals 31-0 state championship team

PERSONAL

- Son of Jeffrey and Carolyn Williams
- Born March 24, 1991
- Father, Jeffrey, played football for St. Cloud State

CAREER DEFENSIVE STATS

Year	Tackles	TFL	INTs	TD
2009		Redshirted		
2010	47-36-11	1.0	4	1
2011	53-27-26	1.0	7	3
2012	39-23-16	1.0	7	1
2013	31-23-8	0.5	3	2
Totals	170-109-61	3.5	21	7



BRYAN WITZMANN OFFENSIVE TACKLE

72

Height: 6-7 | Weight: 311 | College: South Dakota State |
Hometown: Houlton, Wisc. | Rookie |
1st with Texans | Age: 24 | Acquired: CFA-'14 |

TRANSACTIONS: Signed with Houston Texans on May 16, 2014.

CAREER:

- Four-year starter at left tackle
- Started every game in his four-year college career, an SDSU record 49 consecutive starts
- Twice named an All-American, playing a key role in running back Zach Zenner topping 2,000 yards each of the last two seasons
- Four-time member of Missouri Valley Football Conference Honor Roll

2013

- Started all 14 games at left tackle
- Associated Press FCS Second Team All-American
- Selected to play in the College All Star Bowl
- Named to the College Sporting News 2013 Fabulous Fifty FCS All-America Team

2012

- Started all 13 games at left tackle
- Anchored the Jackrabbit offensive line by earning All-America honors from both The Sports Network (first team) and The Associated Press (second team)
- First-team all-MVFC honoree

2011

- Started all 11 games for second consecutive season
- Honorable mention all-MVFC performer

2010

- Started all 11 games for offensive unit that surrendered only six sacks all season
- Shared team's Offensive Player of the Week honor for performance in Hobo Day win against Youngstown State
- Recipient of MVFC Commissioner's Academic Excellence Award

2009

- Redshirted

HIGH SCHOOL

- Received all-state honors as an offensive lineman and was an honorable mention all-state selection on the defensive line during the 2008 season for Somerset High School
- Named conference most valuable player
- Competed in basketball and baseball at the prep level

PERSONAL

- Born June 16, 1990



CHRIS YOUNG INSIDE LINEBACKER

Height: 6-0 | Weight: 252 | College: Arizona State |
Hometown: Seattle, Wash. | Rookie |
1st with Texans | Age: 22 | Acquired: CFA-'14 |

61

TRANSACTIONS: Signed with Houston Texans on May 16, 2014

CAREER:

- Started all 27 games at ASU after joining the team prior to the 2012 season
- Racked up 194 tackles over two seasons
- Made 31.5 tackles behind the line of scrimmage in his career and also chipped in 9.5 sacks
- Played primarily at outside linebacker in college
- Played in the NFLPA Collegiate Bowl

2013

- Started in all 14 games at outside linebacker
- Earned Second Team All-Pac-12 honors
- Tallied a team-high 112 total tackles
- His 79 solo tackles tied for the 10th most in a single season in school history
- Finished the season with 17.5 tackles for loss
- Added 7.5 sacks, two fumble recoveries, two forced fumbles and a pass deflection
- Led the team with 13 tackles against UCLA, including a career-high three sacks and was named the Pac-12 Defensive Player of the Week for the effort

2012

- Started all 13 games for the Sun Devils
- Was the team's third-leading tackler with 82 on the season, including a career-high 11 against Oregon and Mizzou
- Had 10 tackles against Arizona
- Posted his first career interception against USC
- Was third on the team with 14 tackles for loss

PRIOR TO ASU

- Attended Arizona Western Junior College for two seasons (2010-11)
- Named the Western States Football League Defensive Player of the Year and a First-Team All-American
- Was also the Arizona Community College Athletic Conference Co-Defensive Player of the Year
- Totaled 111 tackles, 30 tackles-for-loss, 8.5 sacks, five fumble recoveries, four forced fumbles and two interceptions
- Scored six defensive touchdowns
- Led the junior college ranks with 150 total yards lost on tackles for loss
- Helped the Matadors achieve an 11-1 record and the program's third straight WSFL title
- Signed with Washington out of high school
- Graduated from Auburn High School in 2010
- Starred on both sides of the ball as a prep
- Rushed for 1,424 yards on 104 carries (13.4 avg.) with 25 touchdowns as a senior in 2009
- Totaled 78 tackles, two sacks, one fumble recovery and one blocked pun

PERSONAL

- Born January 9, 1992
- Earned the privilege of wearing the Pat Tillman Practice Jersey, which head coach Todd Graham awards to those who embody the positive characteristics of the football program and university during his senior year

CAREER DEFENSIVE STATS

Year	Tackles	TFL	Sack	INTs	FF/FR
2012	82-53-29	14.0	2.0	1	1/0
2013	112-79-33	17.5	7.5	0	2/2
Totals	194-132-62	31.5	9.5	1	3/2



INDIVIDUAL RECORDS

INDIVIDUAL RECORDS

INDIVIDUAL YEAR-BY-YEAR LEADERS

RUSHING

Year	Player	Att	Yds	Avg	Long	TD
2002	Jonathan Wells	197	529	2.7	37	3
2003	Domanick Williams	238	1,031	4.3	51	8
2004	Domanick Williams	302	1,188	3.9	44	13
2005	Domanick Williams	230	976	4.2	44	2
2006	Ron Dayne	151	612	4.1	19	5
2007	Ron Dayne	194	773	4.0	39	6
2008	Steve Slaton	268	1,282	4.8	71t	9
2009	Steve Slaton	131	437	3.3	32t	3
2010	Arian Foster	327	1,616	4.9	74t	16
2011	Arian Foster	278	1,224	4.4	43	10
2012	Arian Foster	351	1,424	4.1	46	15
2013	Ben Tate	181	771	4.3	60	4

RECEIVING

Year	Player	Rec	Yds	Avg	Long	TD
2002	Billy Miller	51	613	12.0	42	3
2003	Andre Johnson	66	976	14.8	46t	4
2004	Andre Johnson	79	1,142	14.5	54t	6
2005	Andre Johnson	63	688	10.9	53t	2
2006	Andre Johnson	103	1,147	11.1	53	5
2007	Kevin Walter	65	800	12.3	46	4
2008	Andre Johnson	115	1,575	13.7	65	8
2009	Andre Johnson	101	1,569	15.5	72t	9
2010	Andre Johnson	86	1,216	14.1	60	8
2011	Owen Daniels	54	677	12.5	34	3
2012	Andre Johnson	112	1,598	14.3	60t	4
2013	Andre Johnson	109	1,407	12.9	62t	5

RUSHING-RECEIVING

Year	Player	Rushing	Receiving	Total
2002	James Allen	519	302	821
2003	Domanick Williams	1,031	351	1,382
2004	Domanick Williams	1,188	588	1,776
2005	Domanick Williams	976	337	1,313
2006	Andre Johnson	14	1,147	1,161
2007	Ron Dayne	773	112	885
2008	Steve Slaton	1,282	377	1,659
2009	Andre Johnson	10	1,569	1,579
2010	Arian Foster	1,616	604	2,220
2011	Arian Foster	1,224	617	1,841
2012	Arian Foster	1,424	217	1,641
2013	Andre Johnson	0	1,407	1,407

PASSING

Year	Player	A	C	Pct	Yds	TD	Int	Lg	Rtg
2002	David Carr	444	233	52.5	2,592	9	15	81	62.8
2003	David Carr	295	167	56.6	2,013	9	13	78t	69.5
2004	David Carr	466	285	61.2	3,531	16	14	69	83.5
2005	David Carr	423	256	60.5	2,488	14	11	53t	77.2
2006	David Carr	442	302	68.3	2,767	11	12	53	82.1
2007	Matt Schaub	289	192	66.4	2,241	9	9	77t	87.2
2008	Matt Schaub	380	251	66.1	3,043	15	10	65	92.7
2009	Matt Schaub	583	396	67.9	4,770	29	15	72t	98.6
2010	Matt Schaub	574	365	63.6	4,370	24	12	60	92.0
2011	Matt Schaub	292	178	61.0	2,479	15	6	80t	96.8
2012	Matt Schaub	544	350	64.3	4,008	22	12	60t	90.7
2013	Matt Schaub	358	219	61.2	2,310	10	14	46	73.0

SCORING

Year	Player	TD	PAT	2PT	FG	TP
2002	Kris Brown	-	20/20	-	17/24	71
2003	Kris Brown	-	27/27	-	18/22	81
2004	Kris Brown	-	34/34	-	17/24	85
2005	Kris Brown	-	24/24	-	26/34	102
2006	Kris Brown	-	26/27	-	19/25	83
2007	Kris Brown	-	40/40	-	25/29	115
2008	Kris Brown	-	37/37	-	29/33	124
2009	Kris Brown	-	43/44	-	21/32	106
2010	Neil Rackers	-	43/43	-	27/30	124
2011	Neil Rackers	-	39/40	-	32/38	135
2012	Shayne Graham	-	45/45	-	31/38	138
2013	Randy Bullock	-	26/26	-	26/35	104

FIELD GOALS

Year	Player	Att	Made	Pct	Long
2002	Kris Brown	24	17	70.8	51
2003	Kris Brown	22	18	81.8	50
2004	Kris Brown	24	17	70.8	50
2005	Kris Brown	34	26	76.5	53
2006	Kris Brown	25	19	76.0	49
2007	Kris Brown	29	25	86.2	57*
2008	Kris Brown	33	29	87.9	53
2009	Kris Brown	32	21	65.6	56
2010	Neil Rackers	30	27	90.0	57
2011	Neil Rackers	38	32	84.2	54
2012	Shayne Graham	38	31	81.6	51
2013	Randy Bullock	35	26	74.3	51

*Longest field goal in the NFL

PUNTING AVERAGE

Year	Player	No	Yds	Avg	Long	Blk
2002	Chad Stanley	114	4,720	41.4	62	2
2003	Chad Stanley	97	4,028	41.5	58	0
2004	Chad Stanley	73	3,009	41.2	57	0
2005	Chad Stanley	77	2,990	38.8	61	0
2006	Chad Stanley	76	3,161	41.6	62	0
2007	Matt Turk	55	2,296	41.7	59	0
2008	Matt Turk	53	2,240	42.3	59	0
2009	Matt Turk	67	2,866	42.8	62	0
2010	Matt Turk	63	2,650	42.1	60	0
2011	Brett Hartmann	58	2,573	44.4	69	0
2012	Donnie Jones	88	4,150	47.2	66	0
2013	Shane Lechler	88	4,189	47.6	65	0

PUNT RETURNS

Year	Player	No	Yds	Avg	Long	TD
2002	Jermaine Lewis	36	280	7.8	48	0
2003	J.J. Moses	36	244	6.8	40	0
2004	J.J. Moses	36	309	8.6	27	0
2005	Phillip Buchanon	12	101	8.4	37	0
2006	Dexter Wynn	12	139	11.6	58	0
2007	Jacoby Jones	30	286	9.5	74	0
2008	Jacoby Jones	32	386	12.1	73t	2
2009	Jacoby Jones	39	426	10.9	62	0
2010	Jacoby Jones	29	204	7.0	39	0
2011	Jacoby Jones	49	518	10.6	79t	1
2012	Keshawn Martin	22	267	12.1	71	0
2013	Keshawn Martin	39	345	8.8	87t	1

KICKOFF RETURNS

Year	Player	No	Yds	Avg	Long	TD
2002	Jermaine Lewis	46	961	20.9	45	0
2003	J.J. Moses	58	1,355	23.4	70	0
2004	J.J. Moses	59	1,303	22.1	49	0
2005	Jerome Mathis	54	1,542	28.6	99t	2
2006	Dexter Wynn	30	670	22.3	38	0
2007	André Davis	32	968	30.3	104t	3
2008	André Davis	43	993	23.1	50	0
2009	André Davis	33	782	23.7	63	0
2010	Steve Slaton	39	767	19.7	50	0
2011	Danieal Manning	13	356	27.4	46	0
2012	Keshawn Martin	31	741	23.9	54	0
2013	Keshawn Martin	36	947	26.3	50	0

INTERCEPTIONS

Year	Player	No	Yds	Avg	Long	TD
2002	Aaron Glenn	5	181	36.2	70t	2
2003	Marcus Coleman	7	95	13.6	41	0
2004	Dunta Robinson	6	146	24.3	61	0
2005	Glenn Earl	2	2	1.0	2	0
2006	Dunta Robinson	2	9	4.5	9	1
	DeMarcus Faggins	2	0	0.0	0	0
2007	Fred Bennet	3	47	15.7	33	0
2008	Jacques Reeves	4	108	27.0	44t	1
2009	Bernard Pollard	4	121	30.3	70t	1
	Brian Cushing	4	26	6.5	20	0
2010	Troy Nolan	3	35	11.7	20	0
	Glover Quin	3	12	4.0	10	0
	Jason Allen	3	1	0.3	1	0
2011	Johnathan Joseph	4	40	10.0	29	0
	Jason Allen	4	34	8.5	34	0
2012	Kareem Jackson	4	71	17.8	63t	1
2013	Johnathan Joseph	3	64	21.3	32	0

TOTAL TACKLES

Year	Player	Pos.	Solo	Assist	Total
2002	Jay Foreman	LB	110	83	193
2003	Jamie Sharper	LB	117	78	195
2004	Jamie Sharper	LB	113	64	177
2005	Morlon Greenwood	LB	87	57	144
2006	DeMeco Ryans	LB	126	30	156
2007	DeMeco Ryans	LB	98	29	127
2008	DeMeco Ryans	LB	86	26	112
2009	Brian Cushing	LB	86	47	133
2010	Bernard Pollard	SS	82	30	112
2011	Brian Cushing	LB	76	38	114
2012	J.J. Watt	DE	85	22	107
2013	Darryl Sharpston	ILB	69	5	74

Note: Total tackles were determined by coaches review from 2002-05 and from 2011-13. From 2006-10, total tackles were determined by press box review.

BOLD indicates team record

SACKS

Year	Player	Pos.	Sacks	Yards
2002	Jeff Posey	LB	8.0	77.0
2003	Jamie Sharper	LB	4.0	19.0
2004	Kailee Wong	LB	5.5	29.0
2005	Shantee Orr	LB	7.0	40.0
2006	Jason Babin	LB	5.5	39.0
2007	Mario Williams	DE	14.0	82.5
2008	Mario Williams	DE	12.0	82.0
2009	Mario Williams	DE	9.0	52.0
2010	Mario Williams	DE	8.5	54.5
2011	Connor Barwin	OLB	11.5	78.5
2012	J.J. Watt	DE	20.5	138.5
2013	J.J. Watt	DE	10.5	70.5

SPECIAL TEAMS TACKLES

Year	Player	Pos.	Solo	Assist	Total
2002	Jason Bell	CB	14	2	16
2003	Ramon Walker	SS	13	4	17
2004	Antwan Peek	LB	10	8	18
2005	Ramon Walker	SS	12	6	18
2006	Troy Evans	LB	11	2	13
2007	Jameel Cook	FB	12	1	13
2008	Kevin Bentley	LB	16	7	23
2009	Kevin Bentley	LB	9	11	20
2010	James Casey	TE	10	7	17
2011	Tim Dobbins	ILB	9	0	9
2012	Bryan Braman	OLB	14	2	16
2013	Justin Tuggle	ILB	10	1	11

Note: Special teams tackles were determined by coaches review from 2002-05. From 2006-13, special teams tackles were determined by press box review.

BOLD indicates team record

INDIVIDUAL RECORDS

INDIVIDUAL TOTAL OFFENSE

YARDS FROM SCRIMMAGE (Rushing, Receiving)

CAREER

12,715 Andre Johnson, 2003-13
6,777 Arian Foster, 2009-13
4,617 Owen Daniels, 2006-13
4,471 Domanick Williams#, 2003-05

SEASON

2,220 Arian Foster, 2010
1,841 Arian Foster, 2011
1,776 Domanick Williams#, 2004

SEASON, ROOKIE

1,659 Steve Slaton, 2008
1,382 Domanick Williams#, 2003
966 Andre Johnson, 2003

GAME

273 Andre Johnson vs. Jacksonville, 11/18/12
238 Arian Foster vs. Indianapolis, 9/12/10
234 Arian Foster at Tennessee, 10/23/11
229 Andre Johnson vs. Indianapolis, 11/3/13
218 Arian Foster vs. Tennessee, 11/28/10

GAME, OPPONENT

284 Chris Johnson at Tennessee, 9/20/09
265 Lee Evans vs. Buffalo, 11/19/06
236 Justin Blackmon vs. Jacksonville, 11/18/12
217 Larry Johnson vs. Kansas City, 11/20/05

COMBINED NET YARDS GAINED (Rushing, Receiving, Returns)

MOST SEASONS LEADING TEAM

3 Arian Foster, 2010-12
Domanick Williams#, 2003-05
2 Andre Johnson, 2009, 2013
Ron Dayne, 2006-07

MOST CONSECUTIVE SEASONS LEADING TEAM

3 Arian Foster, 2010-12
Domanick Williams#, 2003-05
2 Ron Dayne, 2006-07

CAREER

12,715 Andre Johnson, 2003-13
6,777 Arian Foster, 2009-13
5,004 Jacoby Jones, 2007-11
4,617 Owen Daniels, 2006-13

SEASON

2,220 Arian Foster, 2010
1,841 Arian Foster, 2011
1,776 Domanick Williams#, 2004
1,675 Jerome Mathis, 2005

SEASON, ROOKIE

1,675 Jerome Mathis, 2005
1,659 Steve Slaton, 2008
1,443 Domanick Williams#, 2003
966 Andre Johnson, 2003

GAME

273 Andre Johnson vs. Jacksonville, 11/18/12
266 Jerome Mathis vs. Kansas City, 11/20/05
266 Jerome Mathis vs. Indianapolis, 10/23/05

GAME, OPPONENT

284 Chris Johnson at Tennessee, 9/20/09
265 Lee Evans vs. Buffalo, 11/19/06
236 Justin Blackmon vs. Jacksonville, 11/18/12

COMBINED ATTEMPTS (Rushing, Receiving, Returns)

CAREER

1,320 Arian Foster, 2009-13
950 Andre Johnson, 2003-13
931 Domanick Williams#, 2003-05
562 Steve Slaton, 2008-11

SEASON

393 Arian Foster, 2010
391 Arian Foster, 2012
370 Domanick Williams#, 2004
331 Arian Foster, 2011
318 Steve Slaton, 2008

GAME

39 Arian Foster vs. Tennessee, 11/28/10
38 Domanick Williams# at Indianapolis, 11/14/04
36 Domanick Williams# at Detroit, 9/19/04
36 Domanick Williams# vs. New York Jets, 10/19/03

GAME, OPPONENT

43 Rudi Johnson at Cincinnati, 11/9/03
36 Larry Johnson vs. Kansas City, 11/20/05
34 Thomas Jones at Tampa Bay, 12/14/03

- Domanick Williams known as Domanick Davis prior to 2006.

INDIVIDUAL RUSHING

RUSHING ATTEMPTS

MOST SEASONS LEADING TEAM

3 Arian Foster, 2010-12
Domanick Williams#, 2003-05
2 Steve Slaton, 2008-09
Ron Dayne, 2006-07

MOST CONSECUTIVE SEASONS LEADING TEAM

3 Arian Foster, 2010-12
3 Domanick Williams#, 2003-05
2 Steve Slaton, 2008-09
2 Ron Dayne, 2006-07

CAREER

1,131 Arian Foster, 2009-13
770 Domanick Williams#, 2003-05
425 Steve Slaton, 2008-11

SEASON

351 Arian Foster, 2012
327 Arian Foster, 2010
302 Domanick Williams#, 2004
278 Arian Foster, 2011

SEASON, ROOKIE

268 Steve Slaton, 2008
238 Domanick Williams#, 2003
197 Jonathan Wells, 2002

GAME

33 Arian Foster vs. Jacksonville, 10/30/11
33 Arian Foster vs. Indianapolis, 9/12/10
32 Ron Dayne vs. Indianapolis, 12/24/06

GAME, ROOKIE

27 Domanick Williams# vs. New York Jets, 10/19/03
26 Domanick Williams# at Buffalo, 11/16/03
26 Steve Slaton at Green Bay, 12/7/08

GAME, OPPONENT

43 Rudi Johnson, vs. Cincinnati, 11/9/03
36 Larry Johnson, vs. Kansas City, 11/20/05
34 Thomas Jones, at Tampa Bay, 12/14/03

RUSHING YARDS GAINED

MOST SEASONS LEADING TEAM

3 Arian Foster, 2010-12
Domanick Williams#, 2003-05
2 Steve Slaton, 2008-09
Ron Dayne, 2006-07

MOST CONSECUTIVE SEASONS LEADING TEAM

3 Arian Foster, 2010-12
Domanick Williams#, 2003-05
2 Steve Slaton, 2008-09
Ron Dayne, 2006-07

CAREER

5,063 Arian Foster, 2009-13
3,195 Domanick Williams#, 2003-05
1,992 Ben Tate, 2011-13

SEASONS, 1,000 OR MORE YARDS RUSHING

3 Arian Foster, 2010-12
2 Domanick Williams#, 2003-04
1 Steve Slaton, 2008

CONSECUTIVE SEASONS, 1,000 OR MORE YARDS RUSHING

3 Arian Foster, 2010-12
2 Domanick Williams#, 2003-04

SEASON

1,616 Arian Foster, 2010
1,424 Arian Foster, 2012
1,282 Steve Slaton, 2008
1,224 Arian Foster, 2011
1,188 Domanick Williams#, 2004
1,031 Domanick Williams#, 2003

SEASON, ROOKIE

1,282 Steve Slaton, 2008
1,031 Domanick Williams#, 2003
529 Jonathan Wells, 2002

GAME

231 Arian Foster vs. Indianapolis, 9/12/10
180 Arian Foster vs. Jacksonville, 1/2/11
165 Arian Foster vs. Indianapolis, 12/16/12
158 Arian Foster at Indianapolis, 12/22/11
158 Domanick Williams# at Jacksonville, 12/26/04

GAME, OPPONENT

211 Larry Johnson vs. Kansas City, 11/20/05
197 Chris Johnson at Tennessee, 9/20/09
182 Rudi Johnson at Cincinnati, 11/9/03

GAME, ROOKIE

156 Steve Slaton at Indianapolis, 11/16/08
129 Domanick Williams# vs. New York Jets, 10/19/03
119 Arian Foster vs. New England, 1/3/10

GAMES, 100 OR MORE YARDS RUSHING

25 Arian Foster, 2009-13
11 Domanick Williams#, 2003-05
5 Steve Slaton, 2008-09
Ben Tate, 2011-13

CONSECUTIVE GAMES, 100 OR MORE YARDS

3 Twice, last Arian Foster, 10/23/11 - 11/6/11
2 10 times, last Arian Foster, 11/4/12 - 11/11/12

LONGEST RUN FROM SCRIMMAGE

81t Justin Forsett at Detroit, 11/22/12
74t Arian Foster at Oakland, 10/3/10
71t Steve Slaton at Indianapolis, 11/16/08
60 Ben Tate vs. Tennessee, 9/15/13
56 Arian Foster vs. Jacksonville, 1/2/11

LONGEST RUN FROM SCRIMMAGE, OPPONENT

91t Chris Johnson at Tennessee, 9/20/09
80t Rashad Jennings vs. Oakland, 11/17/13
76 Fred Taylor at Jacksonville, 10/14/07

RUSHING AVERAGE GAIN

CAREER (750 ATTEMPTS)

4.5 Arian Foster, 2009-13
4.1 Domanick Williams#, 2003-05

SEASON (100 ATTEMPTS)

5.4 Ben Tate, 2011 (175-942)
4.9 Arian Foster, 2010 (327-1,616)
4.8 Steve Slaton, 2008 (268-1,282)
4.5 Arian Foster, 2013 (121-542)
4.4 Arian Foster, 2011 (278-1,224)

GAME (10 ATTEMPTS)

11.1 Steve Slaton at Indianapolis, 11/16/08 (14-156)
9.6 Ben Tate vs. Cleveland, 11/6/11 (12-115)
8.6 Darius Walker vs. Jacksonville, 12/30/07 (10-86)
7.8 Arian Foster at Oakland, 10/3/10 (17-133)

GAME, OPPONENT (10 ATTEMPTS)

12.3 Chris Johnson at Tennessee, 9/20/09 (16-197)
10.4 Maurice Jones-Drew at Jacksonville, 10/14/07 (12-125)
8.4 Amos Zereoue vs. Oakland, 10/3/04 (14-117)

RUSHING TOUCHDOWNS

SEASONS LEADING TEAM

3 Arian Foster, 2010-12
2 Jonathan Wells, 2002, 2005
Domanick Williams#, 2003-04
Ron Dayne, 2006-07

CONSECUTIVE SEASONS LEADING TEAM

3 Arian Foster, 2010-12
2 Domanick Williams#, 2003-04
Ron Dayne, 2006-07

CAREER

45 Arian Foster, 2009-13
23 Domanick Williams#, 2003-05
12 Steve Slaton, 2008-10

SEASON

16 Arian Foster, 2010
15 Arian Foster, 2012
13 Domanick Williams#, 2004
10 Arian Foster, 2011
9 Steve Slaton, 2008

GAME

3 Ben Tate vs. New England, 12/1/13
3 Arian Foster vs. Indianapolis, 9/12/10
3 Ryan Moats at Buffalo, 11/1/09
2 22 times, last by Arian Foster at Detroit, 11/22/12

GAME, ROOKIE

2 Six times, last by Steve Slaton vs. Jacksonville, 12/01/08

GAME, OPPONENT

4 Shaun Alexander at Seattle, 10/16/05
3 Three times, last by Maurice Jones-Drew vs. Jacksonville, 9/27/09
2 15 times, last by Maurice Jones-Drew at Jacksonville, 11/14/10

INDIVIDUAL RUSHING (CONTINUED)

CONSECUTIVE GAMES RUSHING FOR TOUCHDOWNS

- 6 Arian Foster, 10/23/11 - 12/4/11
Domanick Williams#, 11/28/04 - 1/2/05
- 5 twice, last by Arian Foster, 9/30/12 - 11/4/12
- 4 Arian Foster, 12/18/11- 9/16/12
- 3 Four times, last by Derrick Ward, 10/3/10 - 10/17/10
- 2 Seven times, last by Arian Foster, 9/9/12 - 9/16/12

- Domanick Williams known as Domanick Davis prior to 2006.

INDIVIDUAL PASSING

SEASONS LEADING TEAM

- 7 Matt Schaub, 2007-13
- 5 David Carr, 2002-06

CONSECUTIVE SEASONS LEADING TEAM

- 7 Matt Schaub, 2007-13
- 5 David Carr, 2002-06

PASSER RATING

CAREER (1,500 ATTEMPTS)

- 90.9 Matt Schaub, 2007-13
- 75.5 David Carr, 2002-06

SEASON (224 ATTEMPTS)

- 98.6 Matt Schaub, 2009
- 96.8 Matt Schaub, 2011
- 92.7 Matt Schaub, 2008
- 92.0 Matt Schaub, 2010
- 90.7 Matt Schaub, 2012

SEASON, ROOKIE (224 ATTEMPTS)

- 62.8 David Carr, 2002

GAME (20 ATTEMPTS)

- 147.7 Matt Schaub at Tennessee, 10/23/11
- 144.0 Matt Schaub vs. Cincinnati, 10/26/08
- 140.2 David Carr at Indianapolis, 9/17/06
- 129.7 Matt Schaub vs. Jacksonville, 1/2/11
- 127.8 Matt Schaub at Tennessee, 9/20/09

GAME, OPPONENT (20 ATTEMPTS)

- 146.8 Steve McNair at Tennessee, 10/12/03
- 146.8 Jon Kitna vs. Cincinnati, 11/3/02
- 139.8 Ben Roethlisberger vs. Pittsburgh, 9/18/05
- 137.8 Jake Plummer at Denver, 11/7/04
- 137.2 Philip Rivers vs. San Diego, 11/7/10

PASSING ATTEMPTS

SEASONS LEADING TEAM

- 7 Matt Schaub, 2007-13
- 5 David Carr, 2002-06

CONSECUTIVE SEASONS LEADING TEAM

- 7 Matt Schaub, 2007-13
- 5 David Carr, 2002-06

CAREER

- 3,020 Matt Schaub, 2007-13
- 2,070 David Carr, 2002-06
- 453 Sage Rosenfels, 2006-08

SEASON

- 583 Matt Schaub, 2009
- 574 Matt Schaub, 2010
- 544 Matt Schaub, 2012
- 466 David Carr, 2004

SEASON, ROOKIE

- 444 David Carr, 2002
- 134 T.J. Yates, 2011
- 40 Dave Ragone, 2003

GAME

- 62 Matt Schaub vs. Baltimore, 12/13/10
- 55 Matt Schaub vs. Jacksonville, 11/18/12
- 54 Matt Schaub at Tennessee, 12/19/10
- 54 David Carr at New York Jets, 11/26/06
- 52 Matt Schaub at Washington, 9/19/10
- 50 Matt Schaub at Arizona, 10/11/09

GAME, OPPONENT

- 61 Matthew Stafford at Detroit, 11/22/12
- 57 Peyton Manning vs. Indianapolis, 9/12/10
- 57 Tommy Maddox at Pittsburgh, 12/8/02
- 55 Chad Henne at Miami, 12/27/09
- 52 Peyton Manning at Denver, 9/23/12
- 51 Peyton Manning vs. Denver, 12/22/13

PASS COMPLETIONS

SEASONS LEADING TEAM

- 7 Matt Schaub, 2007-13
- 5 David Carr, 2002-06

CONSECUTIVE SEASONS LEADING TEAM

- 7 Matt Schaub, 2007-13
- 5 David Carr, 2002-06

CAREER

- 1,951 Matt Schaub, 2007-13
- 1,243 David Carr, 2002-06
- 297 Sage Rosenfels, 2006-08

SEASON

- 396 Matt Schaub, 2009
- 365 Matt Schaub, 2010
- 350 Matt Schaub, 2012

SEASON, ROOKIE

- 233 David Carr, 2002
- 82 T.J. Yates, 2011
- 20 Dave Ragone, 2003

GAME

- 43 Matt Schaub vs. Jacksonville, 11/18/12
- 39 David Carr at New York Jets, 11/26/06
- 38 Matt Schaub at Washington, 9/19/10
- 35 Twice, last: Matt Schaub at Tennessee, 12/19/10
- 34 Matt Schaub at San Diego, 9/9/13

GAME, OPPONENT

- 40 Peyton Manning vs. Indianapolis, 9/12/10
- 36 Daunte Culpepper vs. Minnesota, 10/10/04
- 34 Peyton Manning at Indianapolis, 11/8/09
- 33 Drew Brees vs. New Orleans, 11/18/07
- 33 Brett Favre vs. Green Bay 11/21/04

CONSECUTIVE COMPLETIONS

- *22 David Carr vs. Buffalo, 11/19/06
- 17 Matt Schaub vs. Jacksonville, 11/18/12
- 16 Matt Schaub vs. Indianapolis (14), 9/23/07; at Atlanta (2), 9/30/07
- 13 David Carr at Indianapolis (9), 9/17/06; vs. Washington (4), 9/24/06

CONSECUTIVE COMPLETIONS, OPPONENT

- *22 Mark Brunell vs. Washington, 9/24/06
- *Tied NFL record

PASSING COMPLETION PERCENTAGE

SEASONS LEADING TEAM

- 6 Matt Schaub, 2007, 2009-13
- 5 David Carr, 2002-06
- 1 Sage Rosenfels, 2008

CONSECUTIVE SEASONS LEADING TEAM

- 5 Matt Schaub, 2009-13
- 5 David Carr, 2002-06

CAREER (1,500 ATTEMPTS)

- 64.6 Matt Schaub, 2007-13
- 60.0 David Carr, 2002-06

SEASON (224 ATTEMPTS)

- 68.3 David Carr, 2006
- 66.4 Matt Schaub, 2007
- 65.4 Matt Schaub, 2009
- 64.3 Matt Schaub, 2012
- 64.2 Sage Rosenfels, 2007

GAME (20 ATTEMPTS)

- 85.7 Matt Schaub vs. Cincinnati, 10/26/08
- 84.6 David Carr at Indianapolis, 9/17/06
- 83.9 Matt Schaub vs. Detroit, 10/19/08

PASSING YARDS GAINED

SEASONS LEADING TEAM

- 7 Matt Schaub, 2007-13
- 5 David Carr, 2002-06

CONSECUTIVE SEASONS LEADING TEAM

- 7 Matt Schaub, 2007-13
- 5 David Carr, 2002-06

CAREER

- 23,221 Matt Schaub, 2007-13
- 13,391 David Carr, 2002-06
- 3,380 Sage Rosenfels, 2006-08

SEASONS, 4,000 OR MORE YARDS PASSING

- 3 Matt Schaub, 2009-10, 12

SEASONS, 3,000 OR MORE YARDS PASSING

- 4 Matt Schaub, 2008-12
- 1 David Carr, 2004

SEASON

- 4,770 Matt Schaub, 2009
- 4,370 Matt Schaub, 2010
- 4,008 Matt Schaub, 2012
- 3,531 David Carr, 2004

SEASON, ROOKIE

- 2,592 David Carr, 2002
- 949 T.J. Yates, 2011
- 135 Dave Ragone, 2003

GAME

- 527 Matt Schaub vs. Jacksonville, 11/18/12 (OT)
- 497 Matt Schaub at Washington, 9/19/10 (OT)
- 416 Matt Schaub vs. Oakland, 10/9/11
- 414 Matt Schaub at Green Bay, 12/7/08

GAME, OPPONENT

- 441 Matthew Stafford at Detroit, 11/22/12 (OT)
- 433 Peyton Manning vs. Indianapolis, 9/12/10
- 426 Donovan McNabb at Washington, 9/19/10
- 421 Steve McNair at Tennessee, 10/12/03
- 400 twice, last Peyton Manning vs. Denver, 12/22/13

GAMES, 300 OR MORE YARDS PASSING, SEASON

- 9 Matt Schaub, 2009
- 7 Matt Schaub, 2010
- 4 Matt Schaub, 2008

GAMES, 300 OR MORE YARDS PASSING, CAREER

- 27 Matt Schaub, 2007-13
- 4 David Carr, 2002-06
- 1 Case Keenum, 2013
- 1 T. J. Yates, 2011

LONGEST PASS COMPLETION

- 81 David Carr to Corey Bradford vs. Buffalo, 10/13/02
- 80 Matt Schaub to Jacoby Jones at Tampa Bay, 11/13/11 (TD)
- 78 Matt Schaub to Arian Foster at Tampa Bay, 11/13/11 (TD)
- 78 Matt Schaub to Arian Foster at Tennessee, 10/23/11 (TD)
- 78 David Carr to Corey Bradford at Miami, 9/7/03
- 77 Matt Schaub to Andre Johnson vs. Kansas City, 9/9/07 (TD)

PASSING AVERAGE GAIN

SEASONS LEADING TEAM (224 ATTEMPTS/SEASON)

- 6 Matt Schaub, 2007-12
- 5 David Carr, 2002-06

CONSECUTIVE SEASONS LEADING TEAM

- 6 Matt Schaub, 2007-12
- 5 David Carr, 2002-06

AVERAGE GAIN, CAREER (1,500 ATTEMPTS)

- 7.69 Matt Schaub, 2007-13
- 6.47 David Carr, 2002-06

AVERAGE GAIN, SEASON (224 ATTEMPTS)

- 8.49 Matt Schaub, 2011
- 8.18 Matt Schaub, 2009
- 8.00 Matt Schaub, 2008
- 7.75 Matt Schaub, 2007
- 7.37 Matt Schaub, 2012

AVERAGE GAIN, SEASON, ROOKIE (224 ATTEMPTS)

- 5.84 David Carr, 2002

AVERAGE GAIN, GAME (20 ATTEMPTS)

- 12.87 Matt Schaub at Tennessee, 10/23/11
- 11.50 Matt Schaub vs. Jacksonville, 1/2/11
- 10.84 Case Keenum at Kansas City, 10/20/13
- 10.29 Case Keenum vs. Indianapolis, 11/3/13
- 10.23 David Carr at Tennessee Titans, 10/17/04
- 10.23 Matt Schaub vs. Kansas City, 9/9/07

AVERAGE GAIN, GAME, OPPONENT (20 ATTEMPTS)

- 15.59 Steve McNair at Tennessee, 10/12/03
- 15.21 Donovan McNabb at Washington, 9/19/10
- 12.83 Philip Rivers vs. San Diego, 11/7/10
- 12.10 Ben Roethlisberger vs. Pittsburgh, 9/18/05

PASSING TOUCHDOWNS

SEASONS LEADING TEAM

- 6 Matt Schaub, 2008-13
- 5 David Carr, 2002-06
- 1 Sage Rosenfels, 2007

CONSECUTIVE SEASONS LEADING TEAM

- 6 Matt Schaub, 2008-13
- 5 David Carr, 2002-06

CAREER

- 124 Matt Schaub, 2007-13
- 59 David Carr, 2002-06
- 24 Sage Rosenfels, 2006-08

SEASON

- 29 Matt Schaub, 2009
- 24 Matt Schaub, 2010
- 22 Matt Schaub, 2012
- 16 David Carr, 2004
- 15 Matt Schaub, 2008, 2011; Sage Rosenfels, 2007

ROOKIE, SEASON

- 9 David Carr, 2002
- 3 T.J. Yates, 2011

GAME

- 5 Matt Schaub vs. Jacksonville, 11/18/12
- 4 Four times, last by Matt Schaub at Denver, 9/23/12
- 3 14 times, last by Case Keenum at Arizona, 11/10/13
- 2 41 times, last by Matt Schaub vs. Seattle, 9/29/13

INDIVIDUAL PASSING (CONTINUED)

GAME, OPPONENT

- 6 Aaron Rodgers vs. Green Bay, 10/14/12
- 5 Daunte Culpepper vs. Minnesota, 10/10/04
- Peyton Manning at Indianapolis, 11/14/04
- 4 Six times, last by Peyton Manning, vs. Denver 12/22/13
- 3 25 times, last by Matt McGloin vs. Oakland, 11/17/13

GAMES, FOUR OR MORE TOUCHDOWN PASSES, CAREER

- 4 Matt Schaub, 2007-12
- 1 Sage Rosenfels, 2006-08

GAMES, FOUR OR MORE TOUCHDOWN PASSES, SEASON

- 2 Matt Schaub, 2012
- 2 Matt Schaub, 2009
- 1 Sage Rosenfels, 2007

CONSECUTIVE GAMES, TOUCHDOWN PASSES

- 16 Matt Schaub, 11/14/10 – 10/30/11
- 12 Matt Schaub, 11/8/09 – 10/3/10
- 9 Sage Rosenfels, 10/14/07 – 12/30/07
- 8 David Carr, 9/18/05 – 11/13/05
- 6 Matt Schaub, 10/21/12 – 12/2/12
- 6 Matt Schaub, 9/20/09 – 10/25/09
- 6 David Carr, 9/19/04 – 10/31/04

PASSES HAD INTERCEPTED

CAREER

- 78 Matt Schaub, 2007-13
- 65 David Carr, 2002-06
- 23 Sage Rosenfels, 2006-08

SEASON

- 15 Matt Schaub, 2009
- 15 David Carr, 2002
- 14 Matt Schaub, 2013
- David Carr, 2004
- 13 David Carr, 2003

GAME

- 4 Twice, last by Sage Rosenfels vs. Baltimore, 11/9/08
- 3 Seven times, last by Matt Schaub at San Francisco, 10/6/13
- 2 37 times, last by Matt Schaub at Tennessee, 12/29/13

GAME, OPPONENT

- 4 David Garrard at Jacksonville, 11/12/06
- 4 Steve McNair at Tennessee, 10/17/04

CONSECUTIVE PASSES WITHOUT AN INTERCEPTION

- 110 Matt Schaub, 11/14/10 through 12/2/10
- 105 Case Keenum, 10/20/13 through 11/17/13
- 104 Matt Schaub, 11/06/11 through 9/23/12
- 99 Matt Schaub, 12/10/12 through 12/30/12
- David Carr, 12/24/05 through 9/17/06
- David Carr, 10/17/04 through 11/14/04
- 89 Matt Schaub, 11/6/11 through 9/16/12
- 64 Matt Schaub, 10/21/12 through 11/4/12
- 61 Matt Schaub, 10/10/10 through 10/17/10

ATTEMPTS, NO INTERCEPTIONS, GAME

- 43 Case Keenum at Arizona, 11/10/13
- 42 David Carr vs. Minnesota, 10/10/04
- 41 David Carr at Denver, 11/7/04
- 40 Three times, last by Matt Schaub at St. Louis, 12/20/09

ATTEMPTS, NO INTERCEPTIONS, GAME, OPPONENT

- 57 Peyton Manning vs. Indianapolis, 9/12/10
- 52 Peyton Manning at Denver, 9/23/12
- 51 Peyton Manning vs. Denver, 12/22/13
- 50 Daunte Culpepper vs. Minnesota, 10/10/04
- 46 Peyton Manning vs. Indianapolis, 11/16/08

LOWEST PERCENTAGE, PASSES INTERCEPTED

SEASONS LEADING TEAM

- 6 Matt Schaub, 2007-12
- 5 David Carr, 2002-06

CAREER (1,500 ATTEMPTS)

- 2.6 Matt Schaub, 2007-13
- 3.1 David Carr, 2002-06

SEASON (224 ATTEMPTS)

- 2.1 Matt Schaub, 2010
- 2.1 Matt Schaub, 2011
- 2.2 Matt Schaub, 2012
- 2.4 Case Keenum, 2013
- 2.6 Matt Schaub, 2009
- 2.6 Matt Schaub, 2008

SEASON, ROOKIE (224 ATTEMPTS)

- 3.4 David Carr, 2002

TIMES SACKED

CAREER

- 249 David Carr, 2002-06
- 160 Matt Schaub, 2007-13
- 19 Case Keenum, 2012-13

SEASON

- *76 David Carr, 2002
- 68 David Carr, 2005
- 49 David Carr, 2004

GAME

- 9 David Carr at San Diego, 9/15/03
- 8 David Carr at Cleveland, 10/20/02
- David Carr vs. Pittsburgh, 9/18/05
- 7 Three times, last by David Carr vs. Tennessee, 10/9/05

GAME, OPPONENT

- 6 Jake Locker at Tennessee, 12/2/12
- 6 Blaine Gabbert at Jacksonville, 11/27/11
- 6 Tommy Maddox at Pittsburgh, 12/8/02
- 5 10 times, last by Russell Wilson vs. Seattle, 9/29/13

* NFL record

INDIVIDUAL RECEIVING

RECEPTIONS

SEASONS LEADING TEAM

- 9 Andre Johnson, 2003-06, 08-10, 12-13
- 1 Owen Daniels, 2011
- Kevin Walter, 2007
- Billy Miller, 2002

CONSECUTIVE SEASONS LEADING TEAM

- 4 Andre Johnson, 2003-06
- 3 Andre Johnson, 2008-10

CAREER

- 927 Andre Johnson, 2003-13
- 385 Owen Daniels, 2006-13
- 326 Kevin Walter, 2006-12

SEASONS, 50 OR MORE PASS RECEPTIONS

- 10 Andre Johnson, 2003-10, 2012-13
- 4 Kevin Walter, 2007-10
- 4 Owen Daniels, 2007-08, 2011-12
- 2 Arian Foster, 2010-11
- 1 DeAndre Hopkins, 2013
- 1 Jacoby Jones, 2010

SEASON

- 115 Andre Johnson, 2008
- 112 Andre Johnson, 2012
- 109 Andre Johnson, 2013
- 103 Andre Johnson, 2006
- 101 Andre Johnson, 2009

SEASON, ROOKIE

- 66 Andre Johnson, 2003
- 52 DeAndre Hopkins, 2013
- 50 Steve Slaton, 2008
- 47 Domanick Williams#, 2003
- 41 Jabar Gaffney, 2002

GAME

- 14 Andre Johnson vs. Jacksonville, 11/18/12 (OT)
- 13 Andre Johnson at Jacksonville, 12/5/13
- 12 Six times, last by Andre Johnson at San Diego, 9/9/13
- 11 Eight times, last by Andre Johnson vs. Indianapolis, 12/16/12
- 10 11 times, last by Andre Johnson vs. Oakland, 11/17/13

GAME, OPPONENT

- 14 Dallas Clark at Indianapolis, 11/8/09
- 13 Santana Moss at Washington, 9/19/10
- 12 Three times, last by Hakeem Nicks vs. New York Giants, 10/10/10

CONSECUTIVE GAMES PLAYED, PASS RECEPTION

- 117 Andre Johnson, 11/6/05 – 12/23/13
- 88 Owen Daniels, 12/10/06 – 10/6/13
- 35 Andre Johnson, 9/7/03 – 10/2/05

RECEIVING YARDS GAINED

SEASONS LEADING TEAM

- 10 Andre Johnson, 2003-10, 12-13
- 1 Owen Daniels, 2011
- Corey Bradford, 2002

CONSECUTIVE SEASONS LEADING TEAM

- 8 Andre Johnson, 2003-10

CAREER

- 12,661 Andre Johnson, 2003-13
- 4,617 Owen Daniels, 2006-13
- 4,083 Kevin Walter, 2006-12
- 2,009 Jabar Gaffney, 2002-05

SEASONS, 1,000 OR MORE YARDS

- 7 Andre Johnson – 2004, 2006, 2008-10, 2012-13

SEASON

- 1,598 Andre Johnson, 2012
- 1,575 Andre Johnson, 2008
- 1,569 Andre Johnson, 2009
- 1,407 Andre Johnson, 2013
- 1,216 Andre Johnson, 2010

SEASON, ROOKIE

- 976 Andre Johnson, 2003
- 802 DeAndre Hopkins, 2013
- 483 Jabar Gaffney, 2002
- 352 Owen Daniels, 2006

GAME

- 273 Andre Johnson vs. Jacksonville, 11/18/12 (OT)
- 229 Andre Johnson vs. Indianapolis, 11/3/13
- 207 Andre Johnson vs. Tennessee, 12/14/08
- 196 Andre Johnson at St. Louis, 12/20/09
- 193 Andre Johnson vs. Seattle, 12/13/09

GAME, OPPONENT

- 265 Lee Evans vs. Buffalo, 11/19/06
- 236 Justin Blackmon vs. Jacksonville, 11/18/12 (OT)
- 177 Derrick Mason at Tennessee, 10/12/03
- 163 Austin Collie vs. Indianapolis, 9/12/10

GAMES, 100 OR MORE YARDS, CAREER

- 50 Andre Johnson, 2003-13
- 4 Owen Daniels, 2006-12
- 3 Arian Foster, 2009-13
- Corey Bradford, 2002-05
- Kevin Walter, 2006-12

GAMES, 100 OR MORE YARDS, SEASON

- 8 Andre Johnson, 2008
- 6 Andre Johnson, 2009, 2010, 2012, 2013
- 3 Andre Johnson, 2004, 2006, 2007

CONSECUTIVE GAMES, 100 OR MORE YARDS

- 4 Andre Johnson, 10/5/08 – 10/26/08
- 3 Andre Johnson, 9/9/07 – 11/18/07
- 2 Seven times, last by Andre Johnson, 12/1/13 - 12/5/13

LONGEST RECEPTION

- 81 Corey Bradford from David Carr vs. Buffalo, 10/13/02
- 80 Jacoby Jones from Matt Schaub at Tampa Bay, 11/13/11 (TD)
- 78 Arian Foster from Matt Schaub at Tampa Bay, 11/13/11 (TD)
- 78 Arian Foster from Matt Schaub at Tennessee, 10/23/11 (TD)
- 78 Corey Bradford from David Carr at Miami, 9/7/03 (TD)

LONGEST RECEPTION, OPPONENT

- 96 Calvin Johnson vs. Detroit, 10/19/08 (TD)
- 84 Troy Edwards vs. Jacksonville, 10/28/03 (TD)
- 83 Lee Evans vs. Buffalo, 11/19/06 (TD)
- 81 Justin Blackmon vs. Jacksonville, 11/18/12 (TD)

RECEIVING AVERAGE GAIN

AVERAGE GAIN, CAREER (200 RECEPTIONS)

- 13.7 Andre Johnson, 2003-13
- 12.5 Kevin Walter, 2006-12
- 12.0 Owen Daniels, 2006-13

AVERAGE GAIN, SEASON (32 RECEPTIONS)

- 17.7 André Davis, 2007
- 15.5 Andre Johnson, 2009
- 15.5 Corey Bradford, 2002
- 15.4 DeAndre Hopkins, 2013

AVERAGE GAIN, GAME (3 RECEPTIONS)

- 30.5 Andre Johnson at Buffalo, 11/16/03 (4-122)
- 28.7 Andre Johnson at Detroit, 9/19/04 (3-86)
- 27.3 Jabar Gaffney at Chicago, 12/19/04 (4-109)

RECEIVING TOUCHDOWNS

SEASONS LEADING TEAM

- 8 Andre Johnson, 2003-04, 2006-10, 2013
- 3 Corey Bradford, 2002-03, 2005

CONSECUTIVE SEASONS LEADING TEAM

- 5 Andre Johnson, 2006-10

CAREER

- 61 Andre Johnson, 2003-13
- 29 Owen Daniels, 2006-13
- 24 Kevin Walter, 2006-12
- 18 Corey Bradford, 2002-05

SEASON

- 9 Andre Johnson, 2009
- 8 Five times, last by Andre Johnson, 2010
- 6 Five times, last by Owen Daniels, 2012

SEASON, ROOKIE

- 5 Owen Daniels, 2006
- 4 Andre Johnson, 2003

GAME

- 3 Andre Johnson vs. Indianapolis, 11/3/13

GAME, ROOKIE

- 2 Owen Daniels at Tennessee, 10/29/06
- 2 Andre Johnson vs. Kansas City, 9/21/03

INDIVIDUAL RECORDS

INDIVIDUAL RECEIVING (CONTINUED)

GAME, OPPONENT

- 3 T.Y. Hilton vs. Indianapolis, 11/3/13
- Jordy Nelson vs. Green Bay, 10/14/12
- Vernon Davis vs. San Francisco, 10/25/09
- Steve Smith at Carolina, 9/16/07
- Terrrell Owens at Dallas, 10/15/06
- Derrick Mason at Tennessee, 10/12/03

CONSECUTIVE GAMES, TOUCHDOWNS

- 4 Andre Johnson, 12/2/07 - 12/23/07
- 3 Five times, last by Owen Daniels, 9/23/12 - 10/8/12
- 2 18 times, last by Andre Johnson, 11/3/13 - 11/10/13

INDIVIDUAL PUNTING

PUNTING

SEASONS LEADING TEAM

- 5 Chad Stanley, 2002-06
- 4 Matt Turk, 2007-10
- 1 Shane Lechler, 2013
- Donnie Jones, 2012

CONSECUTIVE SEASONS LEADING TEAM

- 5 Chad Stanley, 2002-06
- 4 Matt Turk, 2007-10

PUNTS

CAREER

- 437 Chad Stanley, 2002-06
- 254 Matt Turk, 2007-11
- 88 Shane Lechler, 2013
- Donnie Jones, 2012

SEASON

- 114 Chad Stanley, 2002
- 97 Chad Stanley, 2003
- 88 Shane Lechler, 2013
- Donnie Jones, 2012

GAME

- 11 Chad Stanley at Indianapolis, 12/1/02
- 10 Six times, last by Donnie Jones at Tennessee, 12/2/12
- 9 Three times, last by Shane Lechler vs. Oakland, 11/17/13

GAME, OPPONENT

- 11 Marquette King vs. Oakland, 11/17/13
- 10 Darren Bennett at San Diego, 9/15/02
- 9 Five times, last by Bryan Anger at Jacksonville, 9/16/12

LONGEST PUNT

- 69 Brett Hartmann at Miami, 9/18/11
- 66 Twice, last by Donnie Jones at Denver, 9/23/12
- 65 Shane Lechler at Arizona, 11/10/13
- 65 Donnie Jones vs. Minnesota, 12/23/12
- 64 Donnie Jones at Tennessee, 12/2/12

LONGEST PUNT, OPPONENT

- 78 Nick Harris at Jacksonville, 11/27/11
- 75 Mat McBriar at Dallas, 10/15/06
- 74 Sam Koch vs. Baltimore, 11/9/08

PUNTING AVERAGE YARDAGE

CAREER (250 PUNTS)

- 41.0 Chad Stanley, 2002-06

SEASON (40 PUNTS)

- 47.6 Shane Lechler, 2013
- 47.2 Donnie Jones, 2012
- 44.4 Brett Hartmann, 2011
- 42.8 Matt Turk, 2009
- 42.3 Matt Turk, 2008

GAME (4 PUNTS)

- 58.9 Shane Lechler at Arizona, 11/10/13
- 54.2 Donnie Jones at Denver, 9/23/12
- 52.8 Brett Hartmann vs. Atlanta, 12/4/11
- 51.8 Matt Turk at Tennessee, 9/20/09
- 51.5 Donnie Jones vs. Green Bay, 10/14/12

GAME, OPPONENT (4 PUNTS)

- 56.8 Shane Lechler at Oakland, 12/3/06
- Mat McBriar at Dallas, 10/15/06
- 53.4 Shane Lechler vs. Oakland, 10/4/09
- 52.8 Mike Scifres at San Diego, 10/28/07
- 51.3 Bryan Anger at Jacksonville, 9/16/12
- 50.6 Sam Koch vs. Baltimore, 10/21/12

PUNTS HAD BLOCKED

CONSECUTIVE PUNTS, NONE BLOCKED

- 327 Chad Stanley, 2002-06
- 254 Matt Turk, 2007-11

PUNTS HAD BLOCKED, CAREER

- 2 Chad Stanley, 2002-06

PUNTS HAD BLOCKED, SEASON

- 2 Chad Stanley, 2002

PUNTS INSIDE THE 20

CAREER

- 135 Chad Stanley, 2002-06
- 88 Matt Turk, 2007-11

SEASON

- 36 Chad Stanley, 2002
- 36 Chad Stanley, 2003
- 34 Shane Lechler, 2013
- 29 Chad Stanley, 2005
- 28 Donnie Jones, 2012

GAME

- 6 Chad Stanley vs. Dallas, 9/8/02
- 5 Three times, last by Shane Lechler vs. Tennessee, 9/15/13
- 4 10 times, last by Donnie Jones at New York Jets, 10/8/12

GAME, OPPONENT

- 5 Three times, last by Sam Koch vs. Baltimore, 12/13/10
- 4 Three times, last by Jon Ryan vs. Seattle, 9/29/13

PUNT RETURNS

PUNT RETURNS

SEASONS LEADING TEAM

- 5 Jacoby Jones, 2007-11
- 2 Keshawn Martin, 2012-13
- J.J. Moses, 2003-04

CAREER

- 179 Jacoby Jones, 2007-11
- 72 J.J. Moses, 2003-04
- 61 Keshawn Martin, 2012-13

SEASON

- 49 Jacoby Jones, 2011
- 39 Jacoby Jones, 2009
- 39 Keshawn Martin, 2013
- 36 J.J. Moses, 2004
- 36 J.J. Moses, 2003
- 36 Jermaine Lewis, 2002

SEASON, ROOKIE

- 30 Jacoby Jones, 2007
- 22 Keshawn Martin, 2012
- 12 Jerome Mathis, 2005
- 3 Jabar Gaffney, 2002
- 3 Donovan Morgan, 2005

GAME

- 7 Three times, last by Keshawn Martin vs. Oakland, 11/17/13
- 6 Trindon Holliday at Jacksonville, 9/16/12
- 5 14 times, last by Keshawn Martin vs. Denver, 12/22/13
- 4 26 times, last by Keshawn Martin at Tennessee, 12/2/12

GAME, OPPONENT

- 6 Six times, last by Patrick Peterson at Arizona, 11/10/13

FAIR CATCHES

CAREER

- 60 Jacoby Jones, 2007-11
- 31 Keshawn Martin, 2012-13
- 20 J.J. Moses, 2003-04

SEASON

- 21 Keshawn Martin, 2013
- 17 Jacoby Jones, 2008
- Jermaine Lewis, 2002
- Keshawn Martin, 2013
- 15 Jacoby Jones, 2010

GAME

- 4 Keshawn Martin at Tennessee, 12/29/13
- 4 Dexter Wynn vs. Buffalo, 11/19/06
- 4 Jermaine Lewis vs. Dallas, 9/8/02
- 3 Eight times, last by Keshawn Martin vs. Oakland, 11/17/13

GAME, OPPONENT

- 5 Dante Hall vs. Kansas City, 9/21/03
- 4 Five times, last by Ace Sanders vs. Jacksonville, 11/24/13

PUNT RETURN YARDS GAINED

SEASONS LEADING TEAM

- 5 Jacoby Jones, 2007-11
- 2 Keshawn Martin, 2012-13
- J.J. Moses, 2003-04

CAREER

- 1,820 Jacoby Jones, 2007-11
- 612 Keshawn Martin, 2012-13
- 553 J.J. Moses, 2003-04

SEASON

- 518 Jacoby Jones, 2011
- 427 Jacoby Jones, 2009
- 386 Jacoby Jones, 2008
- 286 Jacoby Jones, 2007
- 267 Keshawn Martin, 2012
- 68 Jerome Mathis, 2005
- 30 Donovan Morgan, 2005

GAME

- 125 Keshawn Martin vs. Oakland, 11/17/13
- 100 Jacoby Jones at Arizona, 10/11/09
- 92 Avion Black vs. Baltimore, 12/15/02
- 91 Jacoby Jones at Jacksonville, 11/27/11
- 91 Jacoby Jones vs. Indianapolis, 9/11/11

GAME, OPPONENT

- 93 Tandon Doss at Baltimore, 9/22/13
- 80 Johnnie Lee Higgins at Oakland, 12/21/08
- 80 Adam Jones at Tennessee, 12/11/05
- 76 Marcus Thigpen vs. Miami, 9/9/12

LONGEST PUNT RETURN

- 87 Keshawn Martin vs. Oakland, 11/17/13
- 79t Jacoby Jones vs. Indianapolis, 9/11/11
- 76 Avion Black vs. Baltimore, 12/15/02
- 74 Jacoby Jones vs. Indianapolis, 9/23/07
- 73t Jacoby Jones vs. Cincinnati, 10/26/08
- 71 Keshawn Martin vs. Jacksonville, 11/18/12

PUNT RETURN AVERAGE YARDAGE

CAREER (30 RETURNS)

- 10.2 Jacoby Jones, 2007-11
- 10.0 Keshawn Martin, 2012-13
- 7.8 Jermaine Lewis, 2002
- 7.7 J.J. Moses, 2003-04

SEASON (20 RETURNS)

- 12.1 Keshawn Martin, 2012
- 12.1 Jacoby Jones, 2008
- 10.9 Jacoby Jones, 2009

SEASON, ROOKIE (20 RETURNS)

- 12.1 Keshawn Martin, 2012
- 9.5 Jacoby Jones, 2007

GAME (3 RETURNS)

- 30.7 Avion Black vs. Baltimore, 12/15/02
- 30.3 Jacoby Jones vs. Indianapolis, 9/11/11
- 21.8 Jacoby Jones vs. Miami, 10/12/08

GAME, OPPONENT (3 RETURNS)

- 26.7 Adam Jones at Tennessee, 12/11/05
- 22.3 Griff Whalen at Indianapolis, 12/16/13
- 19.7 Adam Jones at Tennessee, 10/29/06

PUNT RETURN TOUCHDOWNS

CAREER

- 3 Jacoby Jones, 2007-11
- 1 Keshawn Martin, 2013
- 1 Avion Black, 2002

SEASON

- 2 Jacoby Jones, 2008
- 1 Keshawn Martin, 2013
- 1 Jacoby Jones, 2011
- 1 Avion Black, 2002

GAME

- 1 Keshawn Martin vs. Oakland, 11/17/13
- Jacoby Jones vs. Indianapolis, 9/11/11
- Jacoby Jones vs. Cincinnati, 10/26/08
- Jacoby Jones vs. Miami, 10/12/08
- Avion Black vs. Baltimore, 12/15/02

GAME, OPPONENT

- 1 Marcus Thigpen vs. Miami, 9/9/12
- Johnnie Lee Higgins at Oakland, 12/21/08

BLOCKED PUNTS/KICKS

BLOCKED PUNTS

CAREER

- 2 Bryan Braman, 2012-13
- 2 Ramon Walker, 2002-05
- 1 Jimmy McClain, 2002
- 1 Antwan Peek, 2003-05

SEASON

- 2 Bryan Braman (2012)
- 1 Ramon Walker (2005)
- 1 Antwan Peek (2004)
- 1 Ramon Walker (2003)
- 1 Jimmy McClain (2002)

GAME

- 1 Bryan Braman vs. Indianapolis, 12/16/12
- 1 Bryan Braman vs. Green Bay, 10/14/12
- 1 Ramon Walker at San Francisco, 1/1/06
- 1 Antwan Peek at Denver, 11/7/04
- 1 Ramon Walker vs. New England, 11/23/03
- 1 Jimmy McClain at Washington, 12/22/02

GAME, OPPONENT

- 1 Randy Starks vs. Tennessee, 11/28/04
- 1 Rocky Boiman vs. Tennessee, 12/29/02
- 1 Eric Westmoreland at Jacksonville, 10/27/02

INDIVIDUAL RECORDS

BLOCKED PUNTS/KICKS (CONTINUED)

BLOCKED PUNT RETURNS

CAREER

- 1 Bryan Braman, 2012
- 1 Jonathan Wells, 2002
- 1 Kevin Williams, 2002

SEASON

- 1 Bryan Braman, 2012
- 1 Jonathan Wells, 2002
- 1 Kevin Williams, 2002

GAME

- 1 Bryan Braman vs. Indianapolis, 12/16/12
- 1 Jonathan Wells at Denver, 11/7/04
- 1 Kevin Williams at Washington, 12/22/02

GAME, OPPONENT

None

BLOCKED FIELD GOALS

CAREER

- 3 J.J. Watt 2011-13
- 1 Danieal Manning, 2011-13
- 1 Bernard Pollard, 2009-10
- 1 Dunta Robinson, 2004-09
- 1 Eric Brown, 2002-04
- 1 Ramon Walker, 2002-04

SEASON

- 2 J.J. Watt, 2013
- 1 Danieal Manning, 2011
- 1 J.J. Watt, 2011
- 1 Bernard Pollard, 2010
- 1 Dunta Robinson, 2007
- 1 Eric Brown, 2003
- 1 Ramon Walker, 2003

GAME

- 1 J.J. Watt vs. Jacksonville, 11/24/13
- 1 J.J. Watt vs. Indianapolis, 11/3/13
- 1 Danieal Manning vs. Pittsburgh, 10/2/11
- 1 J.J. Watt at Miami, 9/18/11
- 1 Bernard Pollard at Washington, 9/19/10
- 1 Dunta Robinson at Atlanta, 9/30/07
- 1 Eric Brown at Tampa Bay, 12/14/03
- 1 Ramon Walker vs. New England, 11/23/03

GAME, OPPONENT

- 1 11 times, last by Justin Bethel at Arizona, 11/10/13

BLOCKED PATs

CAREER

- 1 Michael Boulware, 2007
- 1 Seth Payne, 2002-06

SEASON

- 1 Michael Boulware, 2007
- 1 Seth Payne, 2006

GAME

- 1 Michael Boulware at Jacksonville, 10/14/07
- 1 Seth Payne at Indianapolis, 9/17/06

GAME, OPPONENT

- 1 Albert Haynesworth at Tampa Bay, 11/13/11
- 1 Robaire Smith at Tennessee, 10/29/06

KICKOFF RETURNS

KICKOFF RETURNS

SEASONS LEADING TEAM

- 3 André Davis, 2007-09
- 2 Keshawn Martin, 2012-13
- J.J. Moses, 2003-04

KICKOFF RETURNS, CAREER

- 117 J.J. Moses, 2003-04
- 108 André Davis, 2007-09
- 72 Jerome Mathis, 2005-07

KICKOFF RETURNS, SEASON

- 59 J.J. Moses, 2004
- 58 J.J. Moses, 2003
- 54 Jerome Mathis, 2005

SEASON, ROOKIE

- 54 Jerome Mathis, 2005
- 31 Keshawn Martin, 2012
- 20 Vernand Morency, 2005

GAME

- 8 Dexter Wynn at New England, 12/17/06
- 7 10 times, last by Jacoby Jones at Indianapolis, 11/1/10
- 6 14 times, last by Jacoby Jones at New York Jets, 11/21/10

GAME, OPPONENT

- 7 Doug Gabriel vs. Oakland, 10/3/04
- Reggie Swinton vs. Arizona, 12/18/05

KICKOFF RETURN YARDS GAINED

SEASONS LEADING TEAM

- 3 André Davis, 2007-09
- 2 Keshawn Martin, 2012-13
- J.J. Moses, 2003-04
- 1 Four times, last by Danieal Manning, 2011

CAREER

- 2,743 André Davis, 2007-09
- 2,658 J.J. Moses, 2003-04
- 2,054 Jerome Mathis, 2005-07

SEASON

- 1,542 Jerome Mathis, 2005
- 1,355 J.J. Moses, 2003
- 1,303 J.J. Moses, 2004

SEASON, ROOKIE

- 1,542 Jerome Mathis, 2005
- 741 Keshawn Martin, 2012
- 437 Vernand Morency, 2005

GAME

- 266 Jerome Mathis vs. Kansas City, 11/20/05
- 266 Jerome Mathis vs. Indianapolis, 10/23/05
- 234 André Davis vs. Jacksonville, 12/30/07

GAME, OPPONENT

- 233 David Reed vs. Baltimore, 12/13/10
- 199 Doug Gabriel vs. Oakland, 10/3/04
- 196 Jacoby Jones vs. Baltimore, 10/21/12
- 176 Ted Ginn Jr. vs. Miami, 10/7/07

LONGEST, GAME (ALL TDS)

- 104 André Davis vs. Jacksonville, 12/30/07
- 99 Jerome Mathis vs. Kansas City, 11/20/05
- 97 André Davis vs. Jacksonville, 12/30/07
- 97 André Davis vs. Tampa Bay, 12/9/07
- 95 Jacoby Jones vs. Oakland, 10/4/09

LONGEST, GAME, OPPONENT

- 103 David Reed vs. Baltimore, 12/13/10
- 101 Deji Karim at Indianapolis, 12/30/12
- 100 Jeremy Kerley at New York Jets, 10/8/12
- 95 Eddie Drummond at Detroit, 9/19/04
- André Davis at Cleveland, 10/20/02

KICKOFF RETURN AVERAGE YARDAGE

CAREER (75 RETURNS)

- 25.4 André Davis, 2007-09
- 22.7 J.J. Moses, 2003-04

SEASON (20 RETURNS)

- 30.3 André Davis, 2007
- 28.6 Jerome Mathis, 2005
- 26.6 Jacoby Jones, 2009

SEASON, ROOKIE (20 RETURNS)

- 28.6 Jerome Mathis, 2005
- 23.1 Keshawn Martin, 2012

GAME (3 RETURNS)

- 46.8 André Davis vs. Jacksonville, 12/30/07
- 38.0 Jerome Mathis vs. Kansas City, 11/20/05
- 38.0 Jerome Mathis vs. Indianapolis, 10/23/05

GAME, OPPONENT (3 RETURNS)

- 42.0 André Davis at Cleveland, 10/20/02
- 39.3 Eddie Drummond at Detroit, 9/19/04
- 38.8 David Reed vs. Baltimore, 12/13/10

KICKOFF RETURN TOUCHDOWNS

CAREER

- 3 André Davis, 2007
- 3 Jerome Mathis, 2005-07
- 1 Jacoby Jones, 2007-11

SEASON

- 3 André Davis, 2007
- 2 Jerome Mathis, 2005
- 1 Jacoby Jones, 2009
- 1 Jerome Mathis, 2007

ROOKIE, SEASON

- 2 Jerome Mathis, 2005

GAME

- *2 André Davis vs. Jacksonville, 12/30/07
- 1 Six times, last by Jacoby Jones vs. Oakland, 10/4/09

* Tied NFL record

TOTAL RETURN YARDS

CAREER

- 3,310 Jacoby Jones, 2007-11 (p- 1,820, k- 1,490)
- 3,211 J.J. Moses, 2003-04 (p- 553, k- 2,658)
- 2,743 André Davis, 2007-09 (p- 0, k- 2,743)

SEASON

- 1,612 J.J. Moses, 2004 (p- 309, k- 1,303)
- 1,610 Jerome Mathis, 2005 (p- 68, k- 1,542)
- 1,599 J.J. Moses, 2003 (p- 244, k- 1,355)

GAME

- 266 Jerome Mathis vs. Kansas City, 11/20/05 (p-0, k-266)
- 266 Jerome Mathis vs. Indianapolis, 10/23/05 (p-0, k-266)
- 238 Keshawn Martin vs. Jacksonville, 11/18/12 (p-76,k-162)

GAME, OPPONENT

- 233 David Reed vs. Baltimore, 12/13/10 (p- 0, k-233)
- 213 Marcus Thigpen vs. Miami, 9/9/12 (p-76, k-137)
- 199 Doug Gabriel vs. Oakland, 10/3/04 (p- 0, k- 199)

SPECIAL TEAMS TOUCHDOWNS

CAREER

- 4 Jacoby Jones, 2007-11
- 3 André Davis, 2007-09
- 3 Jerome Mathis, 2005-07

SEASON

- 3 André Davis, 2007
- 2 Jerome Mathis, 2005
- 2 Jacoby Jones, 2008

GAME

- *2 André Davis vs. Jacksonville, 12/30/07*
- 1 12 times, last by Keshawn Martin, 11/17/13

* Tied NFL record

INTERCEPTIONS

INTERCEPTIONS

SEASONS LEADING TEAM

- 2 Dunta Robinson, 2004, 2006
- 1 Nine times, last by Kareem Jackson, 2012

CAREER

- 13 Dunta Robinson, 2004-08
- 11 Marcus Coleman, 2002-05
- Aaron Glenn, 2002-04
- 9 Johnathan Joseph, 2011-13
- 8 Brian Cushing, 2009-13
- 7 Kareem Jackson, 2010-13
- Jason Allen, 2010-11
- 5 Brice McCain, 2009-13
- Glover Quin, 2009-12
- Jacques Reeves, 2008-09
- Fred Bennett, 2007-09
- DeMarcus Faggins, 2002-08

SEASON

- 7 Marcus Coleman, 2003
- 6 Dunta Robinson, 2004
- 5 Aaron Glenn, 2004
- Aaron Glenn, 2002

SEASON, ROOKIE

- 6 Dunta Robinson, 2004
- 4 Brian Cushing, 2009
- 3 Fred Bennett, 2007
- 2 Kareem Jackson, 2010

GAME

- 3 Glover Quin vs. Tennessee, 11/28/10
- 2 Six times, last by Troy Nolan at Oakland, 10/3/10

GAME, OPPONENT

- 2 11 times, last by Darius Butler at Indianapolis, 12/15/13
- CONSECUTIVE GAMES WITH AN INTERCEPTION**
- 2 13 times, last by Kareem Jackson, 9/30/12 - 10/8/12

INTERCEPTION YARDS GAINED

SEASONS LEADING TEAM

- 2 Johnathan Joseph, 2012-13
- 1 9 times, last by Brice McCain, 2011

GAINED, CAREER

- 221 Aaron Glenn, 2002-04
- 217 Marcus Coleman, 2002-05
- 192 Johnathan Joseph, 2011-13
- 162 Dunta Robinson, 2004-07

SEASON

- 181 Aaron Glenn, 2002
- 146 Dunta Robinson, 2004
- 121 Bernard Pollard, 2009

SEASON, ROOKIE

- 146 Dunta Robinson, 2004
- 47 Fred Bennett, 2007
- 26 Brian Cushing, 2009

GAME

- 135 Aaron Glenn at Pittsburgh, 12/8/02
- 102 Marcus Coleman at Kansas City, 9/28/04
- 95 Marlon McCree vs. Tennessee, 12/21/03

INDIVIDUAL RECORDS

INTERCEPTIONS (CONTINUED)

GAME, OPPONENT

- 102 Artrell Hawkins vs. Cincinnati, 11/3/02
- 99 Cortland Finnegan vs. Tennessee, 9/21/08
- 98 Alec Ogletree vs. St. Louis, 10/13/13

LONGEST RETURN

- 102t Marcus Coleman at Kansas City, 9/26/04
- 95t Marlon McCree vs. Tennessee, 12/21/03
- 86 Brice McCain at New York Jets, 10/8/12
- 70t Bernard Pollard vs. Seattle, 12/13/09
- 70t Aaron Glenn at Pittsburgh, 12/8/02

INTERCEPTIONS RETURNED FOR TOUCHDOWNS CAREER

- 2 Aaron Glenn, 2002-04
- 1 Brian Cushing, 2009-2013
- 1 Johnathan Joseph, 2011-13
- 1 Kareem Jackson, 2010-13
- 1 Danieal Manning, 2011-13
- 1 Brice McCain, 2009-13
- 1 Bernard Pollard, 2009
- 1 Dunta Robinson, 2004-08
- 1 DeMarcus Faggins, 2002-08
- 1 Jacques Reeves, 2008
- 1 Marcus Coleman, 2002-05
- 1 Marlon McCree, 2003-04

SEASON

- 2 Aaron Glenn, 2002
- 1 10 times, last by Johnathan Joseph, 2012

GAME

- 2 Aaron Glenn vs. Pittsburgh, 12/8/02

TACKLES

CAREER

- 636 DeMeco Ryans, 2006-11
- 442 Jamie Sharper, 2002-04
- 431 Brian Cushing, 2009-13

SEASON

- 166 Jamie Sharper, 2003
- 156 DeMeco Ryans, 2006
- 139 Jamie Sharper, 2004

GAME

- 19 Darryl Sharpton vs. Oakland, 11/17/13
- 17 Jamie Sharper at Tampa Bay, 12/14/03
- Jamie Sharper at Cincinnati, 11/9/03
- 16 Jay Foreman vs. New England, 11/23/03
- Jeff Tarpinian vs. Oakland, 11/17/13

SOLO TACKLES, CAREER

- 479 DeMeco Ryans, 2006-11
- 332 Dunta Robinson, 2004-09
- 300 Jamie Sharper, 2002-04

SOLO TACKLES, SEASON

- 126 DeMeco Ryans, 2006
- 107 Jamie Sharper, 2003
- 101 Jay Foreman, 2003
- Jay Foreman, 2002

SOLO TACKLES, GAME

- 14 DeMeco Ryans at Oakland, 12/3/06
- Jay Foreman vs. New England, 11/23/03
- 13 Glover Quin at Jacksonville, 11/14/10
- Xavier Adibi at Indianapolis, 11/16/08
- DeMeco Ryans at New York Jets, 11/26/06

SACKS

SEASONS LEADING TEAM

- 4 Mario Williams, 2007-10
- 2 J.J. Watt, 2012-13
- 1 Seven times, last by Connor Barwin, 2011

CAREER

- 53.0 Mario Williams, 2006-11
- 36.5 J.J. Watt, 2011-13
- 27.0 Antonio Smith, 2009-13
- 19.0 Connor Barwin, 2009-12
- 15.0 Kailee Wong, 2002-06

SEASON

- 20.5 J.J. Watt, 2012
- 14.0 Mario Williams, 2007
- 12.0 Mario Williams, 2008
- 11.5 Connor Barwin, 2011
- 10.5 J.J. Watt, 2013

SEASON, ROOKIE

- 6.0 Whitney Mercilus, 2012
- 6.0 Brooks Reed, 2011
- 5.5 J.J. Watt, 2011
- 5.5 Amobi Okoye, 2007
- 5.0 Brian Cushing, 2009
- 4.5 Mario Williams, 2006

GAME

- 4.0 Connor Barwin at Jacksonville, 11/27/11
- 3.5 Mario Williams vs. Denver, 12/13/07
- 3.0 J.J. Watt vs. Indianapolis, 12/16/12

GAME, OPPONENT

- 3 Nine times, last by DeMarcus Ware vs. Dallas, 9/26/10

SEASONS, 10 OR MORE SACKS

- 2 J.J. Watt, 2012-13
- 2 Mario Williams, 2007-08
- 1 Connor Barwin, 2011

CONSECUTIVE GAMES, SACK

- 6 J.J. Watt, 9/9/12 - 10/14/12
- 6 Mario Williams, 11/18/07 - 12/23/07
- 5 J.J. Watt, 10/20/13 - 11/24/13
- 5 Brooks Reed, 10/23/11 - 11/27/11
- 5 Antonio Smith, 9/11/11 - 10/9/11
- 4 Jeff Posey, 9/15/02 - 10/13/02
- 3 12 times, last by Antonio Smith, 9/15/13 - 9/29/13

FUMBLES

FUMBLES

CAREER

- 68 David Carr, 2002-06
- 26 Matt Schaub, 2007-13
- 10 Arian Foster, 2009-13
- 10 Steve Slaton, 2008-10
- 10 Domanick Williams#, 2003-05

SEASON

- 21 David Carr, 2002
- 17 David Carr, 2005
- 16 David Carr, 2006

GAME

- 3 Eight times, last by Sage Rosenfels vs. Indianapolis, 10/5/08
- 2 31 times, last by Ben Tate at Indianapolis, 12/15/13

FUMBLES FORCED

CAREER

- 11 Mario Williams, 2006-11
- 8 J.J. Watt, 2011-13
- 7 Brian Cushing, 2009-13
- 7 Antonio Smith, 2009-13
- 6 Dunta Robinson, 2004-09
- 6 DeMeco Ryans, 2006-11
- 6 Jamie Sharper, 2002-04
- 5 Bernard Pollard, 2009-10
- 5 Antwan Peek, 2003-06

SEASON

- 4 J.J. Watt, 2012 and 2013
- Bernard Pollard, 2010
- Mario Williams, 2008
- Shantee Orr, 2005
- 3 Danieal Manning, 2012
- Dunta Robinson, 2004
- Jamie Sharper, 2004
- Jamie Sharper, 2003
- Eric Brown, 2003

GAME

- 2 J.J. Watt at Arizona, 11/10/13
- Brian Cushing at Indianapolis, 12/22/11
- Brian Cushing at Cincinnati, 10/18/09
- Shantee Orr vs. Jacksonville, 12/24/05
- Eric Brown vs. Indianapolis, 12/28/03
- Jamie Sharper at Buffalo, 11/16/03

OWN FUMBLES RECOVERED

CAREER

- 28 David Carr, 2002-06
- 11 Matt Schaub 2007-13
- 6 Chester Pitts, 2002-09

SEASON

- 12 David Carr, 2002
- 6 David Carr, 2005
- 5 David Carr, 2006
- 4 Twice, last by Matt Schaub, 2008
- 3 Chester Pitts, 2006

GAME

- 2 Five times, last: Wade Smith at Baltimore, 10/16/11

OPPONENTS' FUMBLES RECOVERED

CAREER

- 8 DeMeco Ryans, 2006-10
- 6 J.J. Watt, 2011-13
- 5 Morlon Greenwood, 2005-07
- 4 Tim Dobbins, 2011-13
- C.C. Brown, 2005-08
- Jamie Sharper, 2002-04

SEASON

- 4 Tim Dobbins, 2012
- 3 Twice by DeMeco Ryans, 2007 and 2008
- 3 C.C. Brown, 2007
- 3 Morlon Greenwood, 2006
- 3 Jamie Sharper, 2002

GAME

- 2 J.J. Watt at Arizona, 11/10/13
- DeMeco Ryans vs. Tennessee, 10/21/07

YARDS RETURNING FUMBLES

CAREER RETURN YARDS

- 102 DeMeco Ryans, 2006-11
- 66 Antwan Peek, 2003-06
- 60 Charlie Anderson, 2004-07

LONGEST FUMBLE RETURN

- 66 Antwan Peek at Jacksonville, 12/26/04 (TD)
- 60 Charlie Anderson at Chicago, 12/19/04 (TD)
- 58 DeMarcus Faggins at Oakland, 12/3/06 (TD)

FUMBLES RETURNED FOR TOUCHDOWNS

CAREER

- 1 10 times, last by Dominique Barber, 2008-10

SEASON

- 1 10 times, last by Dominique Barber, 2009

SCORING

SCORING

SEASONS LEADING TEAM

- 8 Kris Brown, 2002-09
- 2 Neil Rackers, 2010-11

CONSECUTIVE SEASONS LEADING TEAM

- 8 Kris Brown, 2002-09
- 2 Neil Rackers, 2010-11

POINTS

CAREER

- 767 Kris Brown, 2002-09
- 370 Andre Johnson, 2003-13
- 314 Arian Foster, 2009-13

SEASON

- 138 Shayne Graham, 2012
- 135 Neil Rackers, 2011
- 124 Neil Rackers, 2010
- 124 Kris Brown, 2008
- 115 Kris Brown, 2007

POINTS, NO TOUCHDOWNS, SEASON

- 138 Shayne Graham, 2012
- 135 Neil Rackers, 2011
- 124 Kris Brown, 2008
- 124 Neil Rackers, 2010
- 115 Kris Brown, 2007

POINTS, NO TOUCHDOWNS, CAREER

- 767 Kris Brown, 2002-09
- 259 Neil Rackers, 2010-11

SEASONS, 100 OR MORE POINTS

- 4 Kris Brown, 2005, 2007-09
- 2 Arian Foster, 2010, 2012
- Neil Rackers, 2010-11
- 1 Randy Bullock, 2013
- Shayne Graham, 2012

SEASON, ROOKIE

- 60 Steve Slaton, 2008
- 48 Domanick Williams#, 2003
- 30 Owen Daniels, 2006
- 24 Andre Johnson, 2003
- Wali Lundy, 2006

GAME

- 18 Ben Tate vs. New England, 12/1/13
- 18 Andre Johnson vs. Indianapolis, 11/3/13
- 18 Arian Foster at Tennessee, 10/23/11
- 18 Arian Foster vs. Indianapolis, 9/12/10
- 18 Ryan Moats at Buffalo, 11/1/09
- 17 Shayne Graham vs. Indianapolis, 12/16/12
- 16 Kris Brown vs. Miami, 10/7/07

GAME, OPPONENT

- 26 Rob Bironas vs. Tennessee, 10/21/07
- 24 Shaun Alexander at Seattle, 10/16/05
- 18 Eight times, last by Jordy Nelson vs. Green Bay, 10/14/12

INDIVIDUAL RECORDS

SCORING (CONTINUED)

CONSECUTIVE GAMES SCORING

- 99 Kris Brown, 12/14/03 – 1/3/10
- 32 Neil Rackers, 9/12/10 – 1/1/12
- 28 Kris Brown, 9/8/02 – 11/30/03
- 16 Shayne Graham, 9/9/12 – 12/30/12
- 14 Randy Bullock, 9/22/13 – 12/29/13
- 11 Arian Foster, 12/18/11 – 11/11/12

TOUCHDOWNS

SEASONS LEADING TEAM

- 4 Andre Johnson, 2006-07, 2009, 2013
- 3 Arian Foster, 2010-12
- Domanick Williams#, 2003-05

CONSECUTIVE SEASONS LEADING TEAM

- 3 Arian Foster, 2010-12
- Domanick Williams#, 2003-05
- 2 Andre Johnson, 2006-07

CAREER

- 61 Andre Johnson, 2003-13
- 52 Arian Foster, 2009-13
- 29 Owen Daniels, 2006-13
- 28 Domanick Williams#, 2003-05
- 25 Kevin Walter, 2007-12

SEASON

- 18 Arian Foster, 2010
- 17 Arian Foster, 2012
- 14 Domanick Williams#, 2004
- 12 Arian Foster, 2011
- 10 Steve Slaton, 2008
- 9 Andre Johnson, 2009
- 8 Andre Johnson, 2006, 2008, 2010
- Kevin Walter, 2008
- Domanick Williams#, 2003

SEASON, ROOKIE

- 10 Steve Slaton, 2008
- 8 Domanick Williams#, 2003
- 5 Owen Daniels, 2006

GAME

- 3 Ben Tate vs. New England, 12/1/13
- 3 Andre Johnson vs. Indianapolis, 11/3/13
- 3 Arian Foster at Tennessee, 10/23/11
- 3 Arian Foster vs. Indianapolis, 9/12/10
- 3 Ryan Moats at Buffalo, 11/1/09

GAME, OPPONENT

- 4 Shaun Alexander at Seattle, 10/16/05
- 3 10 times, last by T.Y. Hilton, 11/3/13
- 2 49 times, last by Eric Decker, 12/22/13

GAME, ROOKIE

- 2 Nine times, last by Arian Foster vs. New England, 1/3/10

CONSECUTIVE GAMES SCORING TOUCHDOWNS

- 11 Arian Foster, 12/18/11 – 11/11/12
- 7 Domanick Williams#, 11/21/04 – 1/2/05
- 6 Arian Foster, 10/23/11 – 12/4/11
- 5 Arian Foster, 10/17/10 – 11/14/10
- 4 Andre Johnson, 12/2/07 – 12/23/07
- 3 Seven times, last by Owen Daniels, 9/23/12 – 10/8/12

POINTS AFTER TOUCHDOWNS

SEASONS LEADING TEAM

- 8 Kris Brown, 2002-09
- 2 Neil Rackers, 2010-11

ATTEMPTED, CAREER

- 253 Kris Brown, 2002-09
- 83 Neil Rackers, 2010-11

ATTEMPTED, SEASON

- 45 Shayne Graham, 2012
- 44 Kris Brown, 2009
- 43 Neil Rackers, 2010
- 40 Kris Brown, 2007
- Neil Rackers, 2011

ATTEMPTED, GAME

- 6 Kris Brown vs. Jacksonville, 12/30/07
- 5 Seven times, last by Shayne Graham vs. Baltimore, 10/21/12

ATTEMPTED, GAME, OPPONENT

- 7 Mike Vanderjagt at Indianapolis, 11/14/04
- 6 Four times, last by Mason Crosby vs. Green Bay, 10/14/12
- 5 Nine times, last by Matt Stover vs. Indianapolis, 11/29/09

CONSECUTIVE POINTS AFTER TOUCHDOWN, CAREER

- 132 Kris Brown, 11/5/06 – 1/3/10
- 116 Kris Brown, 9/8/02 – 10/29/06
- 69 Neil Rackers, 9/12/10 – 11/6/11

POINTS AFTER TOUCHDOWN PERCENTAGE, CAREER

- 99.2 Kris Brown, 2002-2009

TWO-POINT CONVERSIONS, CAREER

- 2 Andre Johnson, 2003-13
- 1 12 players, last by Arian Foster, 9/15/13

TWO-POINT CONVERSIONS, SEASON

- 1 13 times, last by Arian Foster, 2013

TWO-POINT CONVERSION, GAME

- 1 13 times, last by Arian Foster vs. Tennessee, 9/15/13

TWO-POINT CONVERSION, GAME, OPPONENT

- 1 Three times, last by Derrick Mason vs. Baltimore, 11/9/08

FIELD GOALS

SEASONS LEADING TEAM

- 8 Kris Brown, 2002-09
- 2 Neil Rackers, 2010-11

CONSECUTIVE SEASONS LEADING TEAM

- 8 Kris Brown, 2002-09
- 2 Neil Rackers, 2010-11

ATTEMPTED, CAREER

- 223 Kris Brown, 2002-09
- 68 Neil Rackers, 2010-11

ATTEMPTED, SEASON

- 38 Shayne Graham, 2012
- Neil Rackers, 2011

- 35 Randy Bullock, 2013

- 34 Kris Brown, 2005

- Randy Bullock, 2013

- 33 Kris Brown, 2008

- 32 Neil Rackers, 2010

- Kris Brown, 2009

ATTEMPTED, GAME

- 7 Kris Brown at Miami, 9/7/03
- 6 Shayne Graham vs. Indianapolis, 12/16/12
- 5 Four times, last by Kris Brown at Cleveland, 11/23/08
- 4 13 times, last by Randy Bullock vs. Indianapolis, 11/3/13

FIELD GOALS, CAREER

- 172 Kris Brown, 2002-09
- 59 Neil Rackers, 2010-11

FIELD GOALS, SEASON

- 32 Neil Rackers, 2011
- 31 Shayne Graham, 2012
- 29 Kris Brown, 2008
- 27 Neil Rackers, 2010
- 26 Randy Bullock, 2013
- Kris Brown, 2005

FIELD GOALS, GAME

- 5 Four times, last by Shayne Graham vs. Indianapolis, 12/16/12
- 4 Three times, last by Neil Rackers at New Orleans, 9/25/11
- 3 25 times, last by Randy Bullock vs. Oakland, 11/17/13

FIELD GOALS, GAME, OPPONENT

- *8 Rob Bironas vs. Tennessee, 10/21/07
- 5 Twice, last by Rian Lindell at Buffalo, 9/11/05
- 4 Nine times, last by Adam Vinatieri at Indianapolis, 12/22/11
- 3 19 times, last by Steven Hauschka vs. Seattle, 9/29/13

FIELD GOALS, ONE QUARTER, GAME

- 2 20 times, last by Randy Bullock vs. Oakland, fourth quarter, 11/17/13

FIELD GOALS, ONE QUARTER, GAME, OPPONENT

- 3 Rob Bironas vs. Tennessee, second quarter, 10/21/07

CONSECUTIVE GAMES SCORING FIELD GOALS

- 15 Neil Rackers, 11/1/10 – 10/9/11
- 14 Randy Bullock - 9/22/13 - 12/29/13
- 10 Kris Brown, 11/13/05 – 9/17/06
- 9 Kris Brown, 10/25/09 – 12/27/09
- 9 Kris Brown, 9/8/02 – 11/10/02
- 8 Kris Brown, 11/24/02 – 9/14/03
- 8 Kris Brown, 11/9/08 – 12/28/08

CONSECUTIVE FIELD GOALS MADE

- 18 Neil Rackers, 12/13/10 - 10/2/11
- 15 Kris Brown, 12/3/06 – 9/30/07
- Kris Brown, 9/7/08 – 11/23/08
- 13 Shayne Graham, 9/9/12 - 10/21/12
- 12 Randy Bullock, 9/22/13 - 12/29/13
- Neil Rackers, 10/3/10 – 12/2/10
- 10 three times, last by Kris Brown, 12/14/08 – 10/4/09

LONGEST FIELD GOAL

- 57 Neil Rackers at Denver, 12/26/10
- Kris Brown vs. Miami, 10/7/07
- 56 Kris Brown at Indianapolis, 11/8/09
- 54 Four times, last by Neil Rackers vs. Oakland, 10/9/11
- 53 Five times, last Neil Rackers at Jacksonville, 11/27/11

FIELD GOAL PERCENTAGE, CAREER

- 77.1 Kris Brown, 2002-09

FIELD GOAL PERCENTAGE, SEASON

- 90.0 Neil Rackers, 2010
- 87.9 Kris Brown, 2008
- 86.2 Kris Brown, 2007
- 84.2 Neil Rackers, 2011
- 81.8 Kris Brown, 2003

MOST FIELD GOALS, NO MISSES, GAME

- 5 Kris Brown vs. Miami, 10/7/07
- Kris Brown at Baltimore, 12/4/05
- 4 Neil Rackers at New Orleans, 9/25/11
- 4 Kris Brown vs. Tennessee, 10/9/05

MOST FIELD GOALS, NO MISSES, GAME, OPPONENT

- 8 Rob Bironas vs. Tennessee, 10/21/07
- 5 Rian Lindell at Buffalo, 9/11/05
- Phil Dawson vs. Cleveland, 1/2/05

MOST FIELD GOALS, 50 OR MORE YARDS, CAREER

- 14 Kris Brown, 2002-09
- 7 Neil Rackers, 2010-11

MOST FIELD GOALS, 50 OR MORE YARDS, SEASON

- 5 Kris Brown, 2007
- 4 Shayne Graham, 2012
- 4 Neil Rackers, 2011
- 3 Neil Rackers, 2010

MOST FIELD GOALS, 50 OR MORE YARDS, GAME

- *3 Kris Brown vs. Miami, 10/7/07
- 2 Neil Rackers at Denver, 12/26/10
- 1 17 times, last by Randy Bullock vs. Oakland, 11/17/13

*NFL record

SAFETIES

CAREER

- 1 Joe Mays, 2013
- 1 Connor Barwin, 2009-12
- 1 Zac Diles, 2007-10
- 1 Brian Cushing, 2009-13
- 1 Seth Payne, 2002-06
- 1 Jimmy McClain, 2002

SEASON

- 1 Joe Mays, 2013
- 1 Connor Barwin, 2012
- 1 Brian Cushing, 2009
- 1 Seth Payne, 2002
- 1 Jimmy McClain, 2002

GAME

- 1 Joe Mays vs. Tennessee, 9/15/13
- 1 Connor Barwin vs. Baltimore, 10/21/12
- 1 Zac Diles at Jacksonville, 12/6/09
- 1 Brian Cushing vs. Oakland, 10/4/09
- 1 Jimmy McClain vs. Baltimore, 12/15/02
- 1 Seth Payne vs. Dallas, 9/2/02

GAME, OPPONENT

- 1 Elvis Dumervil at Denver, 9/23/12
- 1 Jeff Posey at Buffalo, 11/16/03
- 1 Eric Westmoreland at Jacksonville, 10/27/02

SERVICE

SEASONS

- 11 Andre Johnson, 2003-13
- 8 Owen Daniels, 2006-13
- 8 Chester Pitts, 2002-09
- 8 Kris Brown, 2002-09
- 7 Kevin Walter, 2006-12
- 7 Matt Schaub, 2007-13

GAMES PLAYED

- 154 Andre Johnson, 2003-13
- 128 Kris Brown, 2002-09
- 114 Chester Pitts, 2002-09
- 109 Kevin Walter, 2006-12

CONSECUTIVE GAMES PLAYED

- 128 Kris Brown, 2002-09
- 114 Chester Pitts, 2002-09
- 96 Chris Myers, 2008-13
- 91 Eric Winston, 2006-11
- 83 Steve McKinney, 2002-07

STARTS

- 154 Andre Johnson, 2003-13
- 114 Chester Pitts, 2002-09
- 96 Owen Daniels, 2006-13
- 96 Chris Myers, 2008-13
- 91 Kevin Walter, 2006-12

CONSECUTIVE STARTS

- 114 Chester Pitts, 2002-09
- 96 Chris Myers, 2008-13
- 86 Eric Winston, 2006-11
- 77 Mario Williams, 2006-10
- 73 DeMeco Ryans, 2006-10

INDIVIDUAL RECORDS

ALL-TIME LEADERS

RUSHING YARDS

Player	Att	Yds	Avg	Long	TD
1. Arian Foster, 2009-13	1,131	5,063	4.5	74t	45
2. Domanick Williams#, 2003-05	770	3,195	4.1	51	23
3. Ben Tate, 2010-13	421	1,992	4.7	60	10
4. Steve Slaton, 2008-10	425	1,832	4.3	71t	12
5. Ron Dayne, 2006-07	345	1,385	4.0	39	11

RECEIVING YARDS

Player	Rec	Yds	Avg	Long	TD
1. Andre Johnson, 2003-13	927	12,661	13.7	77t	61
2. Owen Daniels, 2006-13	385	4,617	12.0	44	29
3. Kevin Walter, 2006-12	326	4,083	12.5	61	24
4. Jabar Gaffney, 2002-05	171	2,009	11.7	69	7
5. Corey Bradford, 2002-05	130	1,992	15.3	81	18

RUSHING-RECEIVING

Player	Rushing	Receiving	Total
1. Andre Johnson, 2003-13	54	12,661	12,715
2. Arian Foster, 2009-13	5,063	1,714	6,777
3. Owen Daniels, 2006-13	0	4,617	4,617
4. Domanick Williams#, 2003-05	3,195	1,276	4,471
5. Kevin Walter, 2006-12	82	4,083	4,165

PASSING (Min. 500 att.)

Player	A	C	Pct	Yds	TD	INT	Lg	Rtg
1. Matt Schaub, 2007-13	3,020	1,951	64.6	23,221	124	78	80t	90.9
2. David Carr, 2002-06	2,070	1,243	60.0	13,391	59	65	81	75.5

SCORING

Player	TD	PAT	FG	2PT	TP
1. Kris Brown, 2002-09	-	251	172	-	767
2. Andre Johnson, 2003-13	61	-	-	2	370
3. Arian Foster, 2009-13	52	-	-	1	314
4. Neil Rackers, 2010-11	-	82	59	-	259
5. Owen Daniels, 2006-13	29	-	-	-	174
6. Domanick Williams#, 2003-05	28	-	-	-	168
7. Kevin Walter, 2006-12	25	-	-	-	150
8. Shayne Graham, 2012	-	45	31	-	138
9. Corey Bradford, 2002-05	18	-	-	1	110
10. Randy Bullock, 2012-13	-	26	25	-	104

FIELD GOALS

Player	Att	Made	Pct.	Long
1. Kris Brown, 2002-09	223	172	77.1	57
2. Neil Rackers, 2010-11	68	59	86.8	57
3. Shayne Graham, 2012	38	31	81.6	51
4. Randy Bullock, 2012-13	35	26	74.3	51

PUNTING AVERAGE (Min. 250 punts)

Player	No	Yds	Avg	In20	Long	Blk
1. Matt Turk, 2007-11	254	10,735	42.3	88	62	0
2. Chad Stanley, 2002-06	437	17,908	41.0	135	62	2

INTERCEPTIONS

Player	No	Yds	Avg	Long	TD
1. Dunta Robinson, 2004-09	13	162	12.5	61	1
2. Marcus Coleman, 2002-05	11	217	19.7	102t	1
Aaron Glenn, 2002-04	11	221	20.1	70t	2
4. Johnathan Joseph, 2011-13	9	192	21.3	52t	1
5. Brian Cushing, 2009-13	8	50	6.3	20	1
6. Kareem Jackson, 2010-13	7	94	13.4	63t	1
Jason Allen, 2010-11	7	35	5.0	34	0

PUNT RETURNS

Player	No	Yds	Avg	Long	TD
1. Jacoby Jones, 2007-11	179	1,820	10.2	79t	3
2. Keshawn Martin, 2012-13	61	612	10.0	87t	1
3. J.J. Moses, 2003-04	72	553	7.7	40	0
4. Jermaine Lewis, 2002	36	280	7.8	48	0
5. Phillip Buchanon, 2005-06	20	180	9.0	45	0

KICKOFF RETURNS

Player	No	Yds	Avg.	Long	TD
1. André Davis, 2007-09	108	2,743	25.4	104t	3
2. J.J. Moses, 2003-04	117	2,658	22.7	70	0
3. Jerome Mathis, 2005-07	72	2,054	28.5	99t	2
4. Keshawn Martin, 2012-13	67	1,688	25.2	54	0
5. Jacoby Jones, 2007-11	64	1,490	23.3	95t	1

COMBINED YARDAGE

Player	Total	Rush	Rec.	INT Ret.	PR/KR	FR
1. Andre Johnson, 2003-13	12,715	54	12,661	-	-/-	-
2. Arian Foster, 2009-13	6,777	5,063	1,714	-	-/-	-
3. Jacoby Jones, 2007-11	5,091	40	1,741	-	1,820/1,490	-
4. Domanick Williams#, 2003-05	4,585	3,195	1,276	-	24/90	-
5. Owen Daniels, 2006-13	4,617	-	4,617	-	-/-	-



TEAM RECORDS

TEAM RECORDS

WIN-LOSS RECORD

WIN-LOSS RECORDS

OVERALL

Year	W	L	T	Pct.
2002	4	12	0	
.250				
2003	5	11	0	.313
2004	7	9	0	.438
2005	2	14	0	.125
2006	6	10	0	.375
2007	8	8	0	.500
2008	8	8	0	.500
2009	9	7	0	.563
2010	6	10	0	.375
2011	10	6	0	.625
2012	12	4	0	.750
2013	2	14	0	.125
Totals	79	113	0	.411

HOME

Year	W	L	T	Pct.
2002	2	6	0	.250
2003	3	5	0	.375
2004	3	5	0	.375
2005	2	6	0	.250
2006	4	4	0	.500
2007	6	2	0	.750
2008	6	2	0	.750
2009	4	4	0	.500
2010	4	4	0	.500
2011	5	3	0	.625
2012	6	2	0	.750
2013	1	7	0	.125
Totals	46	50	0	.479

ROAD

Year	W	L	T	Pct.
2002	2	6	0	.250
2003	2	6	0	.250
2004	4	4	0	.500
2005	0	8	0	.000
2006	2	6	0	.250
2007	2	6	0	.250
2008	2	6	0	.250
2009	5	3	0	.625
2010	2	6	0	.250
2011	5	3	0	.625
2012	6	2	0	.750
2013	1	7	0	.125
Totals	33	63	0	.344

GAMES WON

CONSECUTIVE GAMES WON

- 7 10/23/11 - 12/11/11; In one season
- 6 10/21/12 - 12/2/12; In one season
- 6 12/13/09 - 9/19/10; Over two seasons
- 5 9/9/12 - 10/8/12; In one season
- 4 Twice, last 11/23/08 - 12/14/08; In one season
- 3 Three times, last 1/2/11 - 9/18/11; Over two seasons

GAMES WON, SEASON

- 12 2012
- 10 2011
- 9 2009, 2012
- 8 2007, 2008
- 7 2004
- 6 2006, 2010

CONSECUTIVE GAMES WON, SEASON

- 7 10/23/11 - 12/11/11
- 6 10/21/12 - 12/2/12
- 5 9/9/12 - 10/8/12
- 4 12/13/09 - 1/3/10
- 4 11/23/08 - 12/14/08
- 3 Four times, last 10/21/12 - 11/11/12

CONSECUTIVE GAMES WON, START OF SEASON

- 5 2012
- 2 2013
- 2 2011
- 2 2010
- 2 2007

CONSECUTIVE GAMES WON, END OF SEASON

- 4 2009
- 2 2006

CONSECUTIVE HOME GAMES WON

- 4 twice, last 10/21/12-12/16/12
- 3 Five times, last 10/30/11 - 12/4/11
- 2 Four times, last 9/9/12 - 9/30/12

CONSECUTIVE ROAD GAMES WON

- 6 9/16/12 - 12/2/12
- 4 12/20/09 - 10/3/10
- 4 10/23/11 - 12/11/11
- 2 Five times, last 10/4/09 - 10/25/09

SHUTOUT GAMES WON OR TIED, SEASON

- 1 2010
- 1 2004

GAMES LOST

CONSECUTIVE GAMES LOST

- 14 9/22/13 - 12/29/13
- 7 1/2/05 - 10/23/05
- 6 11/6/05 - 12/11/05
- 6 12/7/03 - 9/19/04
- 5 12/24/05 - 9/26/06
- 5 9/15/02 - 10/20/02

GAMES LOST, SEASON

- 14 2013
- 14 2005
- 12 2002
- 11 2003

CONSECUTIVE GAMES LOST, SEASON

- 14 9/22/13 - 12/29/13
- 6 Three times, last 9/22/13 - 11/3/13
- 5 Twice, last 9/22/13 - 10/20/13
- 4 Four times, last 12/2/10 - 12/26/10
- 3 Eight times, last 12/18/11 - 1/1/12

CONSECUTIVE GAMES LOST, START OF SEASON

- 6 2005
- 4 2008
- 2 2004 and 2006

CONSECUTIVE GAMES LOST, END OF SEASON

- 14 2013
- 4 2003
- 3 2002 and 2011
- 2 2005 and 2012

CONSECUTIVE HOME GAMES LOST

- 7 9/22/13 - 12/1/13
- 5 12/24/04 - 10/23/05
- 4 9/22/02 - 11/17/02
- 3 Four times, last 9/29/13 - 11/3/13

CONSECUTIVE ROAD GAMES LOST

- 12 9/11/05 - 11/5/06
- 7 9/22/13 - 12/29/13
- 6 11/1/10 - 12/26/10

SHUTOUT GAMES LOST OR TIED, SEASON

- 1 2003

SCORING RECORDS

TOUCHDOWNS

MOST, SEASON

- 46 2012
- 46 2009
- 44 2010
- 43 2007
- 41 2011

FEWEST, SEASON

- 22 2002
- 26 2005
- 28 2013
- 29 2003
- 30 2006

MOST, GAME

- 6 vs. Jacksonville, 12/30/07
- 5 Nine times, last vs. Jacksonville (OT), 11/18/12
- 4 19 times, last vs. New England, 12/1/13
- 3 46 times, last vs. Indianapolis, 11/3/13

MOST ALLOWED, SEASON

- 52 2010
- 50 2005
- 48 2013
- 45 2008
- 43 2007

MOST ALLOWED, GAME

- 7 at Indianapolis, 11/14/04
- 6 Five times, last at New England, 12/10/12
- 5 15 times, last vs. St. Louis, 10/13/13
- 4 34 times, last vs. Denver, 12/22/13

FEWEST ALLOWED, SEASON

- 27 2011
- 38 2012
- 39 2009
- 39 2004
- 40 2002
- 42 Twice; 2003 and 2006

FEWEST ALLOWED, GAME

- 0 14 times, last at Chicago, 11/11/12
- 1 37 times, last at Tennessee, 12/29/13
- 2 40 times, last at Indianapolis, 12/15/13
- 3 38 times, last at Jacksonville, 12/5/13

SCORING

MOST SCORED, SEASON

- 416 2012
- 390 2010
- 388 2009
- 381 2011
- 379 2007

MOST SCORED, GAME

- 43 vs. Jacksonville (OT), 11/18/12
- 43 vs. Baltimore, 10/21/12
- 42 vs. Jacksonville, 12/30/07
- 41 at Tennessee, 10/23/11
- 38 vs. Tennessee, 9/30/12

FEWEST POINTS SCORED, SEASON

- 213 2002
- 255 2003
- 260 2005
- 267 2006
- 276 2013

FEWEST POINTS SCORED, GAME

- 0 at Jacksonville, 12/7/03
- 3 Seven times, last at Indianapolis, 12/15/13
- 6 Three times, last vs. Jacksonville, 11/24/13
- 7 Five times, last vs. New York Jets, 9/13/09
- 9 at Baltimore, 9/22/13

MOST POINTS SCORED, SEASON, OPPONENT

- 431 2005
- 428 2013
- 427 2010
- 394 2008
- 384 2007

MOST POINTS SCORED, GAME, OPPONENT

- 49 at Indianapolis, 11/14/04
- 45 vs. Kansas City, 11/20/05
- 43 at Indianapolis, 9/17/06
- 42 Four times, last at New England, 12/10/12

FEWEST POINTS SCORED, SEASON, OPPONENT

- 278 2011
- 331 2012
- 333 2009
- 339 2004
- 356 2002
- 366 2006

FEWEST POINTS SCORED, GAME, OPPONENT

- 0 vs. Tennessee, 11/28/10
- 0 at Jacksonville, 12/26/04
- 3 vs. Kansas City, 9/9/07
- 5 at Chicago, 12/19/04
- 6 Seven times, last at Chicago, 11/11/12

MOST POINTS, SHUTOUT VICTORY, GAME

- 21 at Jacksonville, 12/26/04
- 20 vs. Tennessee, 11/28/10

FEWEST POINTS, SHUTOUT VICTORY, GAME

- 20 vs. Tennessee, 11/28/10
- 21 at Jacksonville, 12/26/04

MOST POINTS, GAME, BOTH TEAMS

- 80 Texans 43 vs. Jacksonville, 37 (OT), 11/18/12
- 74 Texans 36 vs. Tennessee 38, 10/21/07
- 73 Texans 33 at New Orleans 40, 9/25/11
- 70 Texans 42 vs. Jacksonville 28, 12/30/07
- 67 Texans 24 at Indianapolis 43, 9/17/06

FEWEST POINTS, GAME, BOTH TEAMS

- 16 Texans 3 vs. Tennessee 13, 12/29/02
- 19 Twice, last Texans 13 at Chicago 6, 11/11/12
- 20 Twice, last Texans 20 vs. Tennessee 0, 11/28/10
- 21 Texans 21 at Jacksonville 0, 12/26/04
- 22 Three times, last Texans 16 at Cleveland 6, 11/23/08

MOST POINTS IN FIRST QUARTER

- 17 Twice, last vs. Indianapolis, 9/11/11
- 14 Nine times, last vs. Indianapolis, 11/3/13
- 10 Nine times, last vs. New England, 12/1/13

MOST POINTS IN SECOND QUARTER

- 24 vs. Arizona, 12/18/05
- vs. Miami, 9/9/12
- 21 vs. Jacksonville, 12/30/07
- 20 twice, most recent: vs. Seattle, 9/29/13
- 17 Eight times, last vs. Oakland, 11/17/13

MOST POINTS IN THIRD QUARTER

- 14 11 times, last vs. Tennessee, 9/30/12
- 10 11 times, last at Jacksonville, 12/5/13

SCORING RECORDS (CONTINUED)

MOST POINTS IN FOURTH QUARTER

- 29 vs. Tennessee, 10/21/07
- 22 at Buffalo, 11/1/09
- 21 Four times, last vs. Kansas City, 10/17/10
- 20 at New York Jets, 11/21/10

MOST POINTS IN FIRST QUARTER, OPPONENT

- 21 at Tennessee, 12/19/10
- 17 at New England, 12/17/06
- 14 15 times, last vs. Oakland, 11/17/13
- 13 at Oakland, 12/21/08
- 10 10 times, last at Indianapolis, 11/8/09

MOST POINTS IN SECOND QUARTER, OPPONENT

- 21 Three times, last at Indianapolis, 12/23/07
- 17 Six times, last at Baltimore, 9/22/13
- 16 vs. Tennessee, 10/21/07
- 14 24 times, last at San Diego, 9/9/13
- 13 Four times, last at Indianapolis, 12/15/13

MOST POINTS IN THIRD QUARTER, OPPONENT

- 21 twice, most recent: vs. St. Louis, 10/13/13
- 17 at Cleveland, 10/20/02
- 14 11 times, last vs. New England, 12/1/13
- 13 vs. Indianapolis, 9/23/07
- 10 11 times, last vs. Jacksonville, 11/18/12

MOST POINTS IN FOURTH QUARTER, OPPONENT

- 23 at New Orleans, 9/25/11
- 22 vs. Baltimore, 11/9/08
- 21 Five times, last vs. Denver, 12/23/13
- 17 Three times, last at Dallas, 10/15/06
- 16 at New York Jets, 12/5/04

MOST POINTS IN FIRST QUARTER, BOTH TEAMS

- 24 Texans 10, San Diego 14, 11/7/10
- 21 Six times, last Texans 0 at Tennessee 21, 12/19/10
- 20 Texans 7 at Oakland 13, 12/21/08
- 17 10 times, last Texans 10 vs. New England 7, 12/1/13

MOST POINTS IN SECOND QUARTER, BOTH TEAMS

- 31 Texans 24 vs. Arizona 7, 12/18/05
- 28 Five times, last Texans 14 at Detroit 14, 11/22/12
- 27 Twice, Texans 17 vs. Jacksonville 10, 1/2/11
- 24 Five times, last Texans 7 at Jacksonville 17, 12/6/09
- 21 Eight times, last Texans 7 vs. Baltimore 14, 12/13/10

MOST POINTS IN THIRD QUARTER, BOTH TEAMS

- 28 Texans 7 at Indianapolis 21, 11/14/04
- 27 Texans 10 at Cleveland 17, 10/20/02
- 21 Four times, last Texans 7 vs. New England 14, 12/1/13
- 18 Texans 10 at Philadelphia 8, 9/29/02
- 17 Six times, last Texans 10 at Jacksonville 7, 12/5/13

MOST POINTS IN FOURTH QUARTER, BOTH TEAMS

- 37 Texans 14 at New Orleans 23, 9/25/11
- 35 Texans 29 vs. Tennessee 6, 10/21/07
- 34 Texans 13 at Indianapolis 21, 9/17/06
- 30 Texans 20 at New York Jets 10, 11/21/10
- 29 Texans 8 at Jacksonville 21, 10/14/07

CONSECUTIVE GAMES SCORING A TOUCHDOWN

- 105 10/22/06 through 12/16/12
- 29 12/21/03 through 11/27/05
- 28 9/12/02 through 11/30/03
- 8 12/11/05 through 10/1/06

CONSECUTIVE GAMES SCORING

- 164 12/14/03 – 12/29/13
- 28 9/8/02 – 12/30/03

CONSECUTIVE QUARTERS HELD SCORELESS

- 7 4th quarter vs. Atlanta, 11/30/03, through 2nd quarter at Tampa Bay, 12/14/03
- 4 Three times, last 3rd quarter at Buffalo, 9/11/05 through 2nd quarter vs. Pittsburgh, 9/18/05

CONSECUTIVE QUARTERS HELD SCORELESS, OPPONENTS

- 5 3rd quarter vs. Jacksonville, 1/2/11, through 3rd quarter vs. Indianapolis, 9/11/11
- 4 Four times, last 1st quarter through 4th quarter vs. Tennessee, 11/28/10
- 3 4th quarter vs. Miami, 9/9/12, through 2nd quarter at Jacksonville, 9/16/12
- 3 3rd quarter vs. Seattle, 12/13/09, through 1st quarter at St. Louis, 12/20/09
- 3 4th quarter at Cleveland, 11/23/08, through 2nd quarter vs. Jacksonville, 12/1/08
- 3 3rd quarter vs. New Orleans, 11/18/07, through 1st quarter at Cleveland, 11/25/07

CONSECUTIVE QUARTERS HELD WITHOUT A TOUCHDOWN, OPPONENTS

- 13 vs. Indianapolis, 12/12/04, through vs. Cleveland, 1/2/05
- 9 vs. Baltimore, 10/21/12 through at Chicago, 11/11/12
- 8 vs. Seattle, 9/29/13 through vs. St. Louis, 10/13/13
- 8 vs. Cleveland, 12/31/06, through vs. Kansas City, 9/9/07

MOST POINTS BY HALF

FIRST HALF

- 34 vs. Indianapolis, 9/11/11
- 29 vs. Baltimore, 10/21/12
- 27 at Miami, 12/27/09
- 24 Six times, last vs. Miami, 9/9/12
- 21 Eight times, last vs. Indianapolis, 11/3/13

SECOND HALF

- 29 vs. Tennessee, 10/21/07
- 28 vs. Kansas City, 10/17/10
- 28 vs. Minnesota, 10/10/04
- 25 at Buffalo, 11/1/09
- 24 vs. Tennessee, 9/30/12
- 21 13 times, last at Tampa Bay, 11/13/11

MOST POINTS BY HALF, OPPONENT

FIRST HALF

- 35 at San Diego, 10/28/07
- 31 vs. Kansas City, 11/20/05
- 27 at New England, 12/17/06
- 24 Six times, last at Tennessee, 12/19/10
- 22 vs. Tennessee, 10/21/07

SECOND HALF

- 30 at New Orleans, 9/25/11
- 29 vs. Baltimore, 11/9/08
- 28 Four times, last vs. Indianapolis, 11/29/09
- 27 Three times, last vs. New England, 12/1/13
- 24 Six times, last at Denver, 12/26/10

MOST POINTS BY HALF, BOTH TEAMS

FIRST HALF

- 48 Texans 24 at Tennessee 24, 9/20/09
- 38 Three times, last Texans 21 vs. Jacksonville 17, 9/27/09
- 37 Texans 20 vs. Jacksonville 17, 1/2/11
- 35 Three times, last Texans 14 at Detroit 21, 11/22/12
- 34 Six times, last Texans 17 vs. Jacksonville 17, 11/18/12

SECOND HALF

- 47 Texans 17 at New Orleans 30, 9/25/11
- 45 Texans 28 vs. Kansas City 17, 10/17/10
- 45 Texans 29 vs. Tennessee 16, 10/21/07
- 44 Texans 21 at Indianapolis 23, 9/17/06

EXTRA POINTS

SEASON

- 45 2012
- 43 Twice; 2009 and 2010
- 40 2007
- 39 2011
- 37 2008

GAME

- 6 vs. Jacksonville, 12/30/07
- 5 Five times, last vs. Baltimore, 10/21/12
- 4 22 times, last vs. New England, 12/1/13
- 3 44 times, last at Arizona, 11/10/13

SEASON, OPPONENT

- 50 2010
- 47 2005
- 44 2008
- 42 2007
- 41 2013

GAME, OPPONENT

- 7 twice, last at New Orleans, 9/25/11
- 6 Five times, last at New England, 12/10/12
- 5 10 times, last vs. Indianapolis, 11/29/09

TWO-POINT CONVERSIONS

SEASON

- 2 2007
- 2 2006
- 2 2002
- 1 2004, 2005, 2008, 2009, 2010, 2013

GAME

- 1 13 times, last vs. Tennessee, 9/15/13

DEFENSIVE TOUCHDOWNS

SEASON

- 5 2004
- 4 2012
- 3 2009
- 3 2002
- 2 2007
- 2 2006
- 1 four times, most recent: 2013

GAME

- 2 vs. Tennessee, 9/30/12
- 2 at Pittsburgh, 12/8/02
- 1 22 times, last at San Diego, 9/9/13

SCORING MARGIN

MARGIN OF VICTORY

- 34 at Tennessee, 10/23/11
- 30 vs. Baltimore, 10/21/12
- 29 vs. Cincinnati, 10/26/08
- 28 at Tampa Bay, 11/13/11
- 27 Twice, last vs. Indianapolis, 9/11/11

MARGIN OF DEFEAT

- 35 at Indianapolis, 11/14/04
- 35 vs. Cincinnati, 11/03/02
- 33 at New England, 12/17/06
- 32 at Seattle, 10/16/05
- 31 at San Francisco, 10/6/13

COMEBACK VICTORIES (POINTS BEHIND)

- 21 at San Diego, 9/9/13, 31-28 final
- 18 vs. Tennessee, 11/28/04, 31-21 final
- 17 at Washington, 9/19/10, 30-27 final (OT)
- 14 Four times, last vs. Jacksonville, 11/18/12, 43-37 final (OT)
- 11 vs. Miami, 10/12/08, 29-28 final

LARGEST DEFICIT OVERCOME

- 25 vs. Tennessee, 10/21/07, down 32-7, 36-38 final
- 21 at San Diego, 9/9/13, down 28-7, 31-28 final
- 21 vs. Baltimore, 12/13/10, down 21-0 and 28-7, 28-34 final (OT)
- 21 at Arizona, 10/11/09, down 21-0, 21-28 final
- 21 vs. Minnesota, 10/10/04, down 21-0, 28-34 final (OT)
- 18 vs. Tennessee, 11/28/04, down 21-3, 31-21 final

LARGEST LEAD BEFORE OPPONENT SCORES

- 34 vs. Indianapolis, 9/11/11
- 27 Twice, last at Tennessee, 10/23/11
- 24 vs. Seattle, 12/13/09
- 21 Three times, last vs. San Francisco, 10/25/09
- 20 vs. Tennessee, 11/28/10
- 17 Six times, last at Jacksonville, 9/16/12

SCORING DRIVES

LONGEST SCORING DRIVE (YARDS)

- 99 vs. Baltimore, 12/13/10, 15 plays, TD
- 98 vs. Tennessee, 10/21/07, 7 plays, TD
- 98 at Tennessee, 10/12/03, 2 plays, TD
- 97 at Denver, 9/23/12, 14 plays, TD
- 97 at Detroit, 11/22/12, 15 plays, TD
- 96 vs. Kansas City, 9/21/03, 9 plays, TD
- 95 vs. Pittsburgh, 10/2/11, 19 plays, TD

LONGEST SCORING DRIVE (PLAYS)

- 19 vs. Pittsburgh, 10/2/11, 95 yards, TD
- 19 vs. Atlanta, 12/4/11, 85 yards, TD
- 18 at New York Giants, 11/5/06, 80 yards, TD
- 17 at Jacksonville, 80 yards, TD
- 16 Nine times, last at Baltimore, 9/22/13, 69 yards, FG
- 15 12 times, last at Detroit, 11/22/12, 97 yards, TD
- 14 16 times, last vs. Jacksonville, 11/18/12, 73 yards, FG

LONGEST SCORING DRIVE (TIME)

- 10:55 vs. Pittsburgh, 10/2/11, 19 plays, 95 yards, TD
- 10:41 vs. Atlanta, 12/4/11, 19 plays, 85 yards, TD
- 10:26 vs. Kansas City, 9/9/07, 15 plays, 65 yards, FG
- 10:08 vs. Detroit, 10/19/08, 15 plays, 79 yards, TD
- 9:29 vs. Indianapolis, 12/24/06, 15 plays, 51 yards, FG

SHORTEST SCORING DRIVE (YARDS)

- 7 at Tennessee, 9/21/08, 4 plays, FG
- 5 at Pittsburgh, 12/8/02, 4 plays, FG
- 4 at Pittsburgh, 9/7/08, 4 plays, FG
- 1 Twice, last at Jacksonville, 11/27/11, 4 plays, FG
- 0 Twice, last at New York Jets, 10/8/12, 3 plays, FG
- 1 Twice, last vs. Miami, 9/9/12, 2 plays, TD
- 2 Twice, last at Jacksonville, 12/6/09, 4 plays, FG

SHORTEST SCORING DRIVE (PLAYS)

- 1 13 times, last at Tampa Bay, 11/13/11, 80 yards, TD
- 2 17 times, last at Detroit, 11/22/12, 81 yards, TD
- 3 20 times, last vs. New England, 12/1/13, 80 yards, TD
- 4 30 times, last vs. Oakland, 11/17/13, 85 yards, TD

SHORTEST SCORING DRIVE (TIME)

- 0:02 vs. Cleveland, 11/6/11, 1 play, 0 yards, FG
- 0:04 vs. San Diego, 11/7/10, 1 play, 8 yards, TD
- 0:04 vs. Jacksonville, 12/1/08, 1 play, 7 yards, TD
- 0:04 at Denver, 11/7/04, 1 play, 1 yard, TD
- 0:07 vs. Jacksonville, 12/1/08 1 play, 40 yards, TD
- 0:09 at New York Jets, 11/21/10, 1 play, 43 yards, TD

TEAM RECORDS

TOTAL OFFENSE RECORDS

MOST NET YARDS GAINED, SEASON

6,186 2010
6,129 2009
6,113 2008
5,954 2011
5,953 2012

MOST NET YARDS GAINED, GAME

640 vs. Jacksonville (OT), 11/18/12
549 at Green Bay, 12/7/08
526 at Washington (OT), 9/19/10
518 at Tennessee, 10/23/11
501 at Detroit (OT), 11/22/12

FEWEST NET YARDS GAINED, SEASON

3,572 2002
4,053 2005
4,306 2003
4,465 2006
5,128 2004

FEWEST NET YARDS GAINED, GAME

47 at Pittsburgh, 12/8/02
107 at Tampa Bay, 12/14/03
118 at San Diego, 9/15/02
120 at Buffalo, 9/11/05
124 at Jacksonville, 12/7/03

MOST NET YARDS ALLOWED, SEASON

6,082 2003
6,031 2010
5,824 2005
5,507 2007
5,458 2004

MOST NET YARDS ALLOWED, GAME

535 at Tennessee, 10/12/03
525 at Detroit (OT), 11/22/12
515 at Indianapolis, 9/17/06
511 vs. Denver, 12/22/13
510 vs. Minnesota (OT), 10/10/04

FEWEST NET YARDS ALLOWED, SEASON

4,571 2011
5,081 2013
5,172 2012
5,198 2009
5,230 2002

FEWEST NET YARDS ALLOWED, GAME

117 at Jacksonville, 9/16/12
126 at Jacksonville, 12/26/04
148 at Tennessee, 10/23/11
162 vs. Tennessee, 11/28/10
165 vs. Oakland, 10/4/09

MOST NET YARDS GAINED, SEASON, BOTH TEAMS

12,217 2010
11,498 2008
11,327 2009
11,125 2012
10,844 2007

MOST NET YARDS GAINED, GAME, BOTH TEAMS

1,098 Texans 640 vs. Jacksonville 458 (OT), 11/18/12
1,026 Texans 501 at Detroit 525 (OT), 11/22/12
993 Texans 458 at Tennessee 535, 10/12/03
947 Texans 526 at Washington 421 (OT), 9/19/10
937 Texans 549 at Green Bay 388, 12/7/08

FEWEST NET YARDS GAINED, SEASON, BOTH TEAMS

8,802 2002
9,865 2006
9,877 2005
10,388 2003
10,525 2011

FEWEST NET YARDS GAINED, GAME, BOTH TEAMS

385 Texans 118 at San Diego 267, 9/15/02
426 Texans 124 at Oakland 302, 12/3/06
428 Texans 198 at New England 230, 12/17/06
436 Texans 120 at Buffalo 316, 9/11/05
443 Texans 165 at Indianapolis 278, 12/1/02

MOST NET YARDS GAINED, FIRST HALF

364 vs. Seattle, 12/13/09
324 vs. Seattle, 9/29/13
306 at Miami, 12/27/09
303 at Tennessee, 10/23/11
301 at New Orleans, 9/25/11

MOST NET YARDS GAINED, SECOND HALF

309 vs. Tennessee, 10/21/07
306 vs. Kansas City, 10/17/10
301 vs. Baltimore, 12/13/10
288 at Jacksonville, 11/14/10
286 at Arizona, 10/11/09

FEWEST NET YARDS GAINED, FIRST HALF

21 at Pittsburgh, 12/8/02
24 vs. Tennessee, 10/21/07
46 at Tampa Bay, 12/14/03
47 at San Diego, 9/15/02
53 at Oakland, 12/3/06

FEWEST NET YARDS GAINED, SECOND HALF

-4 vs. Indianapolis, 10/23/05
26 at Pittsburgh, 12/8/02
41 at Arizona, 11/10/13
47 Twice, last at Jacksonville, 11/27/11
54 at Chicago, 11/11/12

MOST NET YARDS ALLOWED, FIRST HALF

355 vs. Denver, 12/22/13
299 vs. Washington, 9/24/06
297 at Arizona, 10/11/09
292 at Indianapolis, 12/23/07
292 vs. Kansas City, 11/20/05

MOST NET YARDS ALLOWED, SECOND HALF

307 vs. New England, 12/1/13
302 at Indianapolis, 11/16/05
295 vs. New England, 11/23/03
291 at Jacksonville, 11/14/10
282 at Denver, 12/26/10

FEWEST NET YARDS ALLOWED, FIRST HALF

43 at Jacksonville, 9/16/12
50 vs. San Francisco, 10/25/09
54 vs. Tennessee, 11/28/10
61 at Jacksonville, 12/26/04
65 at Baltimore, 9/22/13

FEWEST NET YARDS ALLOWED, SECOND HALF

41 at San Diego, 10/28/07
43 at Arizona, 10/11/09
46 vs. Oakland, 10/4/09
61 vs. Jacksonville, 10/30/11
65 at Jacksonville, 12/26/04

MOST NET YARDS GAINED, FIRST QUARTER

185 at New Orleans, 9/25/11
184 at Tampa Bay, 11/13/11
178 vs. Indianapolis, 11/3/13
174 vs. Seattle, 12/13/09
161 at Oakland, 10/3/10

MOST NET YARDS GAINED, SECOND QUARTER

207 at Tennessee, 10/23/11
190 vs. Seattle, 12/13/09
183 vs. Seattle, 9/29/13
179 at Miami, 12/27/09
174 vs. Buffalo, 10/13/02

MOST NET YARDS GAINED, THIRD QUARTER

190 at Indianapolis, 12/30/12
183 at Oakland, 10/3/10
175 vs. Carolina, 12/18/11
170 at Jacksonville, 11/14/10
169 at Indianapolis, 11/8/09

MOST NET YARDS GAINED, FOURTH QUARTER

253 vs. Tennessee, 10/21/07
203 vs. Jacksonville, 11/18/12
196 at Arizona, 10/11/09
194 vs. Baltimore, 12/13/10
189 at Indianapolis, 9/17/06

FEWEST NET YARDS GAINED, FIRST QUARTER

-5 at Indianapolis, 11/14/04
-3 at Buffalo, 9/11/05
4 vs. Jacksonville, 11/24/13
4 at Pittsburgh, 12/8/02
6 at Tennessee, 12/19/10

FEWEST NET YARDS GAINED, SECOND QUARTER

4 at San Francisco, 11/1/06
6 at San Diego, 9/15/02
9 vs. New England, 11/23/03
11 at Oakland, 12/3/06
13 vs. Tennessee, 10/21/07

FEWEST NET YARDS GAINED, THIRD QUARTER

0 at Arizona, 11/10/13
2 vs. Pittsburgh, 10/2/11
7 at Kansas City, 9/26/04
10 vs. Philadelphia, 9/10/06
11 twice, last time: at New York Jets, 11/21/10

FEWEST NET YARDS GAINED, FOURTH QUARTER

-17 vs. Indianapolis, 10/23/05
-9 at Cincinnati, 11/9/03
-1 at Kansas City, 10/20/13
4 at Jacksonville Jaguars, 11/27/11
8 twice, last: vs. Arizona, 12/18/05

MOST NET YARDS ALLOWED, FIRST QUARTER

220 vs. Buffalo, 11/19/06
191 at Indianapolis, 11/8/09
171 vs. Pittsburgh, 9/18/05
170 vs. Denver, 12/22/13
166 vs. San Diego, 11/7/10

MOST NET YARDS ALLOWED, SECOND QUARTER

193 vs. Philadelphia, 9/10/06
185 vs. Denver, 12/22/13
177 vs. Tennessee, 12/21/03
170 at Jacksonville, 12/6/09
168 at Indianapolis, 12/23/07

MOST NET YARDS ALLOWED, THIRD QUARTER

224 at Indianapolis, 11/16/08
213 vs. Oakland, 11/17/13
197 vs. New England, 12/1/13
170 at Denver, 12/26/10
168 vs. Jacksonville, 9/28/03

MOST NET YARDS ALLOWED, FOURTH QUARTER

224 vs. Indianapolis, 9/12/10
213 at Jacksonville, 11/14/10
210 vs. Green Bay, 11/21/04
201 at New Orleans, 9/25/11
176 at Carolina, 9/16/07

FEWEST NET YARDS ALLOWED, FIRST QUARTER

-9 vs. New York Jets, 9/13/03
-1 at Jacksonville, 12/26/04
1 vs. San Francisco, 10/25/09
4 vs. Detroit, 10/18/08
5 vs. Indianapolis, 9/11/11

FEWEST NET YARDS ALLOWED, SECOND QUARTER

-2 vs. Indianapolis, 11/3/13
0 at Jacksonville, 9/16/12
11 at Carolina, 9/16/07
17 at New Orleans, 9/14/03
26 vs. Buffalo, 11/19/06
26 at Cleveland, 10/20/02

FEWEST NET YARDS ALLOWED, THIRD QUARTER

-5 vs. Miami, 9/9/12
1 at Tampa Bay, 11/13/11
4 at Indianapolis, 12/30/12
4 vs. Tennessee, 9/15/13
6 at Cincinnati, 10/18/09

FEWEST NET YARDS ALLOWED, FOURTH QUARTER

2 vs. Oakland, 11/17/13
2 at Pittsburgh, 9/7/08
3 vs. Dallas, 9/8/02
7 at Tennessee, 9/21/08
9 twice, last: at San Diego, 9/9/13

RUSHING RECORDS

RUSHING YARDS

SEASON

2,448 2011
2,123 2012
2,042 2010
1,882 2004
1,846 2008

GAME

261 vs. Cleveland, 11/6/11
257 vs. Indianapolis, 9/12/10
249 at Oakland, 10/3/10
244 vs. Jacksonville, 1/2/11
222 at Tennessee, 10/23/11

FEWEST, SEASON

1,347 2002
1,475 2009
1,586 2007
1,651 2003
1,687 2006

FEWEST, GAME

24 vs. New York Giants, 10/10/10
25 at New York Jets, 11/26/06
28 vs. Tennessee, 12/29/02
30 at Tennessee, 12/19/10
34 Three times, last vs. Minnesota, 12/23/12

ALLOWED, SEASON

2,370 2003
2,303 2005
2,089 2002
1,963 2008
1,958 2013

ALLOWED, GAME

320 at Seattle, 10/16/05
247 at Washington, 12/22/02
244 at Jacksonville, 10/14/07
240 at Tennessee, 9/20/09
240 at Cincinnati, 11/9/03

FEWEST ALLOWED, SEASON

1,536 2011
1,560 2012
1,711 2009
1,751 2010
1,825 2007

TEAM RECORDS

RUSHING RECORDS (CONTINUED)

FEWEST ALLOWED, GAME

18 at Washington, 9/19/10
24 vs. Tennessee, 11/28/10
27 at New York Jets, 11/26/06
39 Twice, last vs. Arizona, 12/18/05
44 Three times, last vs. Cleveland, 11/6/11

SEASON, BOTH TEAMS

4,119 2005
4,021 2003
3,984 2011
3,809 2008
3,793 2010

GAME, BOTH TEAMS

442 Texans 244 vs. Jacksonville 198, 1/2/11
387 Texans 67 at Seattle 320, 10/16/05
380 Texans 140 at Cincinnati 240, 11/9/03
367 Texans 249 at Oakland 118, 10/3/10
360 Texans 132 vs. Kansas City 228, 10/17/10

FEWEST, SEASON, BOTH TEAMS

3,186 2009
3,683 2012
3,411 2007
3,436 2002
3,643 2006

FEWEST, GAME, BOTH TEAMS

52 Texans 25 at New York Jets 27, 11/26/06
76 Texans 58 at Washington 18, 9/19/10
89 Texans 45 at Arizona 44, 10/11/09
131 Texans 24 vs. New York Giants 117, 10/10/10
132 Twice, last Texans 24 vs. Indianapolis 30, 9/23/07

ATTEMPTS

SEASON

546 2011
508 2012
481 2004
437 2005
432 2008

GAME

48 at Jacksonville, 9/16/12
47 at Tennessee, 10/23/11
44 Twice, last at Tampa Bay, 11/13/11
42 Three times, last vs. Indianapolis, 9/12/10
41 Three times, last vs. Indianapolis, 9/11/11

FEWEST, SEASON

414 2013
417 2007
421 2003
423 2010
424 2002

FEWEST, GAME

12 vs. Tennessee, 10/21/07
13 vs. New York Jets, 9/13/09
14 at New York Jets, 11/26/06
15 vs. New York Giants, 10/10/10

SEASON, OPPONENT

533 2003
509 2002
506 2005
454 2013
446 2006

GAME, OPPONENT

57 at Cincinnati, 11/9/03
47 at San Francisco, 1/1/06
46 at Washington, 12/22/02
42 Six times, last vs. Minnesota, 12/23/12
41 vs. New England, 11/23/03

FEWEST, SEASON, OPPONENT

378 2011
390 2012
396 2009
417 2007
417 2004

FEWEST, GAME, OPPONENT

10 vs. Indianapolis, 9/12/10
12 three times, last vs. Baltimore, 10/21/12
13 vs. Arizona, 12/18/05
14 Three times, last vs. Indianapolis, 11/3/13

RUSHING AVERAGE

SEASON

4.8 2010
4.5 2011
4.3 2008
4.2 2013
4.2 2012
4.2 2005

GAME

7.4 at Cincinnati, 11/9/03
7.3 at Detroit (OT), 11/22/12
7.2 vs. Buffalo, 11/19/06
7.1 at Indianapolis, 11/16/08
7.1 vs. Tennessee, 11/28/04

LOWEST, SEASON

3.2 2002
3.5 2009
3.8 2007
3.9 2003, 2004, 2006

LOWEST, GAME

1.2 at Buffalo, 11/16/03
1.3 vs. Tennessee, 12/29/02
1.4 at Pittsburgh, 12/8/02
1.6 vs. New York Giants, 10/10/10
1.8 at New York Jets, 11/26/06
1.8 at Tennessee, 12/19/10

SEASON, OPPONENT

4.55 2005
4.45 2008
4.44 2003

GAME, OPPONENT

9.4 at Jacksonville, 10/14/07
9.2 at Tennessee, 9/20/09
7.6 Twice, last at Seattle, 10/16/05
6.6 vs. Tennessee, 12/10/06
6.5 Three times, last at Buffalo, 11/16/03

LOWEST, SEASON, OPPONENT

4.00 2010
4.04 2010
4.06 2011

LOWEST, GAME, OPPONENT

1.0 at New York Jets, 11/26/06
1.1 at Washington, 9/19/10
2.0 vs. Tennessee, 11/28/10
2.0 vs. Oakland, 10/4/09
2.1 Three times, last vs. Cleveland, 11/6/11

RUSHING TOUCHDOWNS

SEASON

20 2010
19 2012
18 2011
16 2004, 2008
14 2003

GAME

4 vs. New England, 12/1/13
3 11 times, last at Jacksonville, 9/16/12
2 30 times, last at New England, 12/10/12
1 59 times, last vs. Oakland, 11/17/13

SEASON, OPPONENT

21 2005
18 2008
17 2009
16 2006 and 2010
15 2007

GAME, OPPONENT

5 at Seattle, 10/16/05
4 Twice, last vs. Jacksonville, 9/27/09
3 Five times, last at Pittsburgh, 9/7/08
2 33 times, last vs. New England, 12/1/13

100-YARD RUSHING GAMES BY AN INDIVIDUAL

SEASON

11 2011
8 2010
7 2012
5 2004, 2008
4 2003

SEASON, OPPONENT

10 2005
7 2003 and 2004
6 2007
5 2002 and 2008
4 2006, 2009 and 2010

CONSECUTIVE GAMES WITH A RUSHING TOUCHDOWN

TEXANS

7 at Oakland, 10/3/10, through at New York Jets, 11/21/10
6 vs. Tennessee, 11/28/04, through vs. Cleveland, 1/2/05
6 at Tennessee, 10/23/11, through vs. Atlanta, 12/4/11
5 vs. Tennessee, 9/30/12, through vs. Buffalo, 11/4/12
5 vs. Carolina, 12/18/11 through at Jacksonville, 9/16/12
5 at Oakland, 12/3/06, through vs. Cleveland, 12/31/06
5 vs. Tennessee, 11/28/04, through at Jacksonville, 12/26/04
4 vs. Indianapolis, 10/5/08, through vs. Cincinnati, 10/26/08
4 vs. New York Jets, 10/19/03, through at Cincinnati, 11/9/03

OPPONENT

6 at Pittsburgh, 9/7/08, through vs. Detroit, 10/19/08
5 at Washington, 9/19/10 through vs. Kansas City, 10/17/10
5 at Buffalo, 11/1/09 through at Jacksonville, 12/6/09
5 at Dallas, 10/15/06, through at Jacksonville, 11/12/06
5 at Jacksonville, 11/6/05, through at Baltimore, 12/4/05
5 at New Orleans, 9/14/03, through vs. New York Jets, 10/19/03
5 at Philadelphia, 12/2/10, through vs. Jacksonville, 1/2/11
4 at New York Jets, 11/26/06, through at New England, 12/17/06
4 at Philadelphia, 9/29/02, through at Jacksonville, 10/27/02

PASSING RECORDS

NET YARDS PASSING

MOST, SEASON

4,654 2009
4,267 2008
4,144 2010
3,830 2012
3,813 2013

MOST, GAME

504 vs. Jacksonville (OT), 11/18/12
468 at Washington (OT), 9/19/10
408 at Green Bay, 12/7/08
403 vs. Oakland, 10/9/11
385 at Cincinnati, 10/18/09

FEWEST, SEASON

2,225 2002
2,237 2005
2,655 2003
2,778 2006
3,246 2004

FEWEST, GAME

-5 at Oakland, 12/3/06
6 vs. Indianapolis, 10/23/05
10 at Pittsburgh, 12/8/02
25 at Buffalo, 9/11/05
29 at San Diego, 9/15/02

MOST ALLOWED, SEASON

4,280 2010
3,712 2003
3,682 2007
3,615 2004
3,612 2012

MOST ALLOWED, GAME

421 at Tennessee, 10/12/03
419 at Detroit (OT), 11/22/12
419 vs. Indianapolis, 9/12/10
403 at Washington, 9/19/10
397 vs. Denver, 12/22/13

FEWEST ALLOWED, SEASON

3,035 2011
3,123 2013
3,141 2002
3,423 2008
3,444 2006

NET YARDS PASSING

MOST, SEASON

4,654 2009
4,267 2008
4,144 2010
3,830 2012
3,813 2013

MOST, GAME

504 vs. Jacksonville (OT), 11/18/12
468 at Washington (OT), 9/19/10
408 at Green Bay, 12/7/08
403 vs. Oakland, 10/9/11
385 at Cincinnati, 10/18/09

FEWEST, SEASON

2,225 2002
2,237 2005
2,655 2003
2,778 2006
3,246 2004

FEWEST, GAME

-5 at Oakland, 12/3/06
6 vs. Indianapolis, 10/23/05
10 at Pittsburgh, 12/8/02
25 at Buffalo, 9/11/05
29 at San Diego, 9/15/02

PASSING RECORDS (CONTINUED)

MOST ALLOWED, SEASON

4,280 2010
3,712 2003
3,682 2007
3,615 2004
3,612 2012

MOST ALLOWED, GAME

421 at Tennessee, 10/12/03
419 at Detroit (OT), 11/22/12
419 vs. Indianapolis, 9/12/10
403 at Washington, 9/19/10
397 vs. Denver, 12/22/13

FEWEST ALLOWED, SEASON

3,035 2011
3,123 2013
3,141 2002
3,423 2008
3,444 2006

FEWEST ALLOWED, GAME

31 at Jacksonville, 12/26/04
52 at Jacksonville, 9/16/12
86 at Tennessee, 10/29/06
90 vs. Jacksonville, 10/30/11
91 vs. Seattle, 9/29/13

MOST, SEASON, BOTH TEAMS

8,424 2010
8,141 2009
7,690 2008
7,442 2012
7,430 2007

MOST, GAME, BOTH TEAMS

876 Texans 504 vs. Jacksonville 378 (OT), 11/18/12
871 Texans 468 at Washington 403 (OT), 9/19/10
788 Texans 367 at Tennessee 421, 10/12/03
746 Texans 358 vs. Minnesota 388 (OT), 10/10/04
718 Texans 364 at New Orleans 354, 9/25/11

FEWEST, SEASON, BOTH TEAMS

5,366 2002
5,758 2005
6,222 2006
6,367 2003
6,541 2011

FEWEST, GAME, BOTH TEAMS

153 Texans 122 at Jacksonville 31, 12/26/04
172 Texans 29 at San Diego 143, 9/15/02
184 Texans -5 at Oakland 189, 12/3/06
189 Texans 25 at Buffalo 164, 9/11/05
218 Texans 93 at New England 125, 12/14/06

GROSS YARDS PASSING

MOST, SEASON

4,803 2009
4,474 2008
4,370 2010
4,183 2013
4,046 2012

MOST, GAME

527 vs. Jacksonville (OT), 11/18/12
497 at Washington (OT), 9/19/10
416 vs. Oakland, 10/9/11
414 vs. Green Bay, 12/7/08
393 vs. Baltimore (OT), 12/13/10

FEWEST, SEASON

2,636 2002
2,661 2005
2,841 2003
3,032 2006
3,547 2004

FEWEST, GAME

32 at Oakland, 12/3/06
33 at Pittsburgh, 12/8/02
48 vs. Indianapolis, 10/23/05
64 at Tampa Bay, 12/14/03
70 at Buffalo, 9/18/05

MOST ALLOWED, SEASON

4,499 2010
3,878 2007
3,835 2003
3,776 2004
3,881 2012

MOST ALLOWED, GAME

441 at Detroit (OT), 11/22/12
433 vs. Indianapolis, 9/12/10
426 at Washington, 9/19/10
421 at Tennessee, 10/12/03
400 two times, last vs. Denver 12/22/13

FEWEST ALLOWED, SEASON

3,322 2011
3,310 2013
3,378 2002
3,598 2008
3,635 2006

FEWEST ALLOWED, GAME

54 at Jacksonville, 12/26/04
76 at Jacksonville, 9/16/12
87 at Tennessee, 10/29/06
97 vs. Jacksonville, 10/30/11
109 at Tennessee, 11/10/02

PASS ATTEMPTS

MOST, SEASON

633 2013
593 2009
574 2010
562 2013
555 2008

MOST, GAME

62 vs. Baltimore (OT), 12/13/10
58 at Jacksonville, 12/5/13
55 vs. Jacksonville (OT), 11/18/12
54 at New York Jets, 11/26/06
54 at Tennessee Titans, 12/19/10

FEWEST, SEASON

439 2003
447 2002
449 2005
467 2011
471 2004

FEWEST, GAME

9 vs. Indianapolis, 10/23/05
10 at Pittsburgh, 12/8/02
14 at Oakland, 12/3/06
15 Twice, last at Tampa Bay, 11/13/11
16 at Indianapolis, 12/22/11

MOST, SEASON, OPPONENT

581 2012
548 2009
547 2010
546 2007
538 2011

MOST, GAME, OPPONENT

61 at Detroit (OT), 11/22/12
58 at Pittsburgh, 12/8/02
at Jacksonville, 12/5/13
57 vs. Indianapolis, 9/12/10
55 at Miami, 12/27/09
52 at Denver, 9/23/12

FEWEST, SEASON, OPPONENT

469 2005
471 2008
484 2013
502 2003
505 2006

FEWEST, GAME, OPPONENT

11 at San Diego, 10/28/07
15 at Tennessee, 10/29/06
16 vs. St. Louis, 10/13/13
18 Twice, last at Minnesota, 11/2/08
20 at Seattle, 10/16/05

PASS COMPLETIONS

MOST, SEASON

399 2009
371 2013
367 2008
365 2010
354 2012

MOST, GAME

43 vs. Jacksonville (OT), 11/18/12
39 at New York Jets, 11/26/06
38 at Washington (OT), 9/19/10
35 twice, last at Tennessee, 12/19/10
34 at San Diego, 9/9/13

FEWEST, SEASON

235 2002
248 2003
270 2005
286 2004
288 2011

FEWEST, GAME

3 at Pittsburgh, 12/8/02
6 Twice, last vs. Indianapolis, 10/23/05
7 at Oakland, 12/3/06
9 Four times, last vs. Indianapolis, 9/12/10
10 Five times, last vs. Cleveland, 10/30/05

MOST, SEASON, OPPONENT

361 2007
354 2010
344 2009
344 2004
328 2006

MOST, GAME, OPPONENT

40 vs. Indianapolis, 9/12/10
36 vs. Minnesota, 10/10/04
35 at Miami, 12/27/09
34 at Indianapolis, 11/8/09
33 Twice, last vs. New Orleans, 11/18/07

FEWEST, SEASON, OPPONENT

279 2011
281 2002
287 2013
294 2008
297 2003

FEWEST, GAME, OPPONENT

6 at San Francisco, 10/6/13
7 Twice, last at San Diego, 10/28/07
8 vs. Tennessee, 12/29/02
9 at Jacksonville, 9/16/12
10 Three times, last vs. Jacksonville, 10/30/11
11 at Minnesota, 11/2/08

MOST TOUCHDOWN PASSES

MOST, SEASON

29 2009
24 2007
24 2010
22 2012
21 2008
20 2011

MOST, GAME

5 vs. Jacksonville (OT), 11/18/12
4 Four times, last at Denver, 9/23/12
3 15 times, last at Arizona, 11/10/13
2 44 times, last at Jacksonville, 12/5/13
1 67 times, last vs. Oakland, 11/17/13

MOST, SEASON, OPPONENT

33 2010
32 2004
29 2013
27 2012
25 2013
24 2005, 2008
23 2002

MOST, GAME, OPPONENT

6 vs. Green Bay, 10/14/12
5 Twice, last at Indianapolis, 11/14/04
4 Eight times, last vs. Denver, 12/22/12
3 30 times, last at Jacksonville, 12/5/13
2 51 times, last at Indianapolis, 12/15/13

CONSECUTIVE GAMES WITH A PASSING TOUCHDOWN

TEXANS

16 at Jacksonville, 11/14/10, through vs. Jacksonville, 10/30/11
12 at Indianapolis, 11/8/09, through at Oakland, 10/3/10
11 at Jacksonville, 10/14/07, through vs. Jacksonville, 12/30/07
8 vs. Pittsburgh, 9/18/05, through at Indianapolis, 11/13/05
6 vs. Baltimore, 10/21/12, through at Tennessee, 12/2/12
6 at Tennessee, 9/20/09, through vs. San Francisco, 10/25/09

OPPONENT

12 vs. Cleveland, 1/2/05, through vs. St. Louis, 11/27/05
10 vs. Indianapolis, 9/12/10, through at New York Jets, 11/21/10

FIRST DOWNS

MOST, SEASON

360 2010
341 2012
340 2009
340 2008
321 2011

MOST, GAME

39 vs. Jacksonville (OT), 11/18/12
29 Five times, last vs. Seattle, 9/29/13
28 Twice, last at Jacksonville, 9/16/12
27 Four times, last vs. St. Louis, 10/13/13
26 Seven times, last at San Diego, 9/9/13

FEWEST, SEASON

208 2002
237 2003
243 2005
282 2006
295 2007

TEAM RECORDS

FIRST DOWNS (CONTINUED)

FEWEST, GAME

- 3 at Pittsburgh, 12/8/02
- 7 Three times, last at Tampa Bay, 12/14/03
- 9 at Jacksonville, 11/27/11
- 10 Five times, last at Oakland, 12/3/06
- 11 Eight times, last vs. Jacksonville, 11/24/13

MOST ALLOWED, SEASON

- 352 2010
- 348 2005
- 336 2003
- 325 2007
- 312 2006

MOST ALLOWED, GAME

- 34 at Indianapolis, 9/17/06
- 33 at Indianapolis, 12/23/07
- 31 at Seattle, 10/16/05
- 30 Three times, last at Indianapolis, 11/16/08
- 29 Twice, last at Detroit (OT), 11/22/12

FEWEST ALLOWED, SEASON

- 270 2011
- 282 2013
- 291 2002
- 292 2012
- 300 2009

FEWEST ALLOWED, GAME

- 6 at Jacksonville, 12/26/04
- 8 twice, last at Chicago, 11/11/12
- 9 Twice, last at Jacksonville, 9/16/12
- 9 at Buffalo, 11/1/09
- 10 Twice, last vs. Cleveland, 11/6/11

MOST, SEASON, BOTH TEAMS

- 712 2010
- 640 2009
- 640 2008
- 633 2012
- 620 2007
- 604 2004

MOST, GAME, BOTH TEAMS

- 56 Texans 39 vs. Jacksonville 17 (OT), 11/18/12
- 55 Twice, last Texans 26 at Detroit 29 (OT), 11/22/12
- 52 Texans 18 at Indianapolis 34, 9/17/06
- 51 Texans 18 at Indianapolis 33, 12/23/07
- 50 Twice, last Texans 29 at Washington 21 (OT), 9/19/10

FEWEST, SEASON, BOTH TEAMS

- 499 2002
- 573 2003
- 589 2013
- 591 2011
- 591 2005
- 594 2006

FEWEST, GAME, BOTH TEAMS

- 21 Texans 13, at Chicago 8, 11/11/12
- 23 Three times, last Texans 9 at Jacksonville 14, 11/27/11
- 24 Twice, last Texans 16 vs. Oakland 8, 10/4/09
- 25 Texans 19 at Jacksonville 6, 12/26/04
- 26 Three times, last Texans 14 vs. Oakland 12, 11/17/13

RUSHING FIRST DOWNS

MOST, SEASON

- 131 2011
- 118 2010
- 114 2012
- 106 2006 and 2008
- 103 2004

MOST, GAME

- 16 at Jacksonville, 9/16/12
- 15 vs. Indianapolis, 9/12/10
- 14 Three times, last vs. Cleveland, 11/6/11
- 12 Five times, last at Tampa Bay, 11/13/11
- 11 Three times, last vs. Baltimore, 10/21/12
- 10 Nine times, last at Detroit (OT), 11/22/12

FEWEST, SEASON

- 59 2002
- 86 2003
- 89 2005
- 90 2013
- 93 2009

FEWEST, GAME

- 1 Six times, last vs. Minnesota, 12/23/12
- 2 Seven times, last at Arizona, 11/10/13
- 3 24 times, last at Jacksonville, 12/5/13
- 4 14 times, last at San Diego, 9/9/13
- 5 30 times, last vs. Denver, 12/22/13

MOST, SEASON, OPPONENT

- 130 2003
- 123 2005
- 116 2002
- 115 2006
- 114 2008

MOST, GAME, OPPONENT

- 19 at Seattle, 10/16/05
- 16 at Cincinnati, 11/9/03
- 15 Three times, last vs. Jacksonville, 1/2/11
- 14 vs. Baltimore, 11/9/08
- 13 vs. Washington, 9/24/06

FEWEST, SEASON, OPPONENT

- 73 2011
- 88 2013
- 89 2004
- 91 2009
- 94 2012
- 107 2007

FEWEST, GAME, OPPONENT

- 1 Three times, last vs. Tennessee, 11/28/10
- 2 10 times, last at San Diego, 9/9/13
- 3 13 times, last vs. Indianapolis, 11/3/13
- 4 28 times, last vs. Denver, 12/22/13
- 5 25 times, last vs. Green Bay, 10/14/12

PASSING FIRST DOWNS

MOST, SEASON

- 231 2009
- 222 2010
- 210 2008
- 205 2012
- 198 2013

MOST, GAME

- 26 vs. Jacksonville (OT), 11/18/12
- 23 at Washington (OT), 9/19/10
- 21 Twice, last vs. Baltimore (OT), 12/13/10
- 20 at Tennessee, 12/19/10
- 19 at Jacksonville, 12/5/13

FEWEST, SEASON

- 119 2002
- 127 2003
- 142 2005
- 155 2006
- 174 2004

FEWEST, GAME

- 1 Twice, last at Pittsburgh, 12/8/02
- 2 at Oakland, 12/3/06
- 3 at Tampa Bay, 12/14/03
- 4 Six times, last at Jacksonville, 11/27/11
- 5 Six times, last vs. Jacksonville, 11/24/13

MOST, SEASON, OPPONENT

- 211 2010
- 197 2007
- 194 2004
- 188 2005
- 179 2003

MOST, GAME, OPPONENT

- 21 Four times, last at Detroit (OT), 11/22/12
- 20 Five times, last vs. Denver, 12/22/13
- 19 Twice, last vs. Jacksonville, 12/30/07
- 18 Three times, last at Indianapolis, 11/8/09
- 17 Six times, last at Washington, 9/19/10

FEWEST, SEASON, OPPONENT

- 155 2002
- 158 2013
- 166 2011
- 167 2008
- 167 2012

FEWEST, GAME, OPPONENT

- 2 at Jacksonville, 12/26/04
- 4 Three times, last at Chicago, 11/11/12
- 5 Eight times, last at San Francisco, 10/6/13
- 6 12 times, last at Tennessee, 12/29/13

FIRST DOWNS BY PENALTY

MOST, SEASON

- 30 2002
- 24 2003 and 2008
- 23 2004
- 22 2012
- 20 2006, 2010

MOST, GAME

- 6 vs. Cincinnati, 11/3/02
- 5 Twice, last vs. Tennessee, 12/14/08
- 4 at Detroit, 9/19/04
- 3 16 times, last vs. Jacksonville (OT), 11/18/12

FEWEST, SEASON

- 9 2007
- 12 2005
- 14 2011
- 16 2009
- 19 2013

FEWEST, GAME

- 0 50 times, last at Indianapolis, 12/15/13

MOST, SEASON, OPPONENT

- 37 2005
- 36 2013
- 34 2009
- 32 2013
- 31 2011, 2012

MOST, GAME, OPPONENT

- 7 at Jacksonville, 12/5/13
- 6 at Indianapolis, 11/8/09
- 6 at Indianapolis, 12/22/11
- 5 Four times, last at Denver, 9/23/12

FEWEST, SEASON, OPPONENT

- 19 2008
- 20 2002
- 21 2004 and 2007
- 23 2006
- 27 2003

FEWEST, GAME, OPPONENT

- 0 38 times, last vs. Oakland, 11/17/13

FIELD GOALS

MOST, SEASON

- 32 2011
- 31 2012
- 29 2008
- 27 2010
- 26 2013
- 2005

FEWEST, SEASON

- 17 2002
- 17 2004
- 18 2003
- 19 2006
- 21 2009

MOST ATTEMPTED, SEASON

- 38 2011, 2012
- 35 2013
- 34 2005
- 33 2008
- 32 2009

FEWEST ATTEMPTED, SEASON

- 22 2003
- 24 2002, 2004
- 25 2006
- 29 2007

MOST ATTEMPTED, GAME

- 7 at Miami, 9/7/03
- 6 vs. Indianapolis, 12/16/12
- 5 Five times, last vs. Jacksonville (OT), 11/18/12
- 4 13 times, last vs. Indianapolis, 11/3/13
- 3 29 times, last vs. Oakland, 11/17/13

MOST CONVERTED, GAME

- 5 Four times, last vs. Indianapolis, 12/16/12
- 4 Three times, last at New Orleans, 9/25/11
- 3 27 times, last vs. Oakland, 11/17/13

CONSECUTIVE GAMES SCORING FIELD GOALS

- 17 10/23/11 – 10/21/12
- 15 11/1/10 – 10/9/11
- 14 9/22/13 - 12/5/13
- 10 11/13/05 – 9/17/06

MOST FIELD GOALS MADE, SEASON, OPPONENT

- 30 2013, 2011
- 28 2007
- 28 2005, 2003

FEWEST FIELD GOALS MADE, SEASON, OPPONENT

- 20 2009
- 21 2012
- 21 2010
- 22 2004
- 24 2002

MOST FIELD GOALS ATTEMPTED, SEASON, OPPONENT

- 36 2011
- 35 2013, 2003
- 34 2002
- 33 2007
- 32 2005

TEAM RECORDS

FIELD GOALS (CONTINUED)

FEWEST FIELD GOALS ATTEMPTED, SEASON, OPPONENT

24 2012
23 2009
27 2010
28 2011
29 Three times, last in 2008

MOST FIELD GOALS ATTEMPTED, GAME, OPPONENT

8 vs. Tennessee, 10/21/07*
5 Six times, last at Indianapolis, 12/22/11
4 16 times, last vs. Buffalo, 11/4/12

MOST FIELD GOALS CONVERTED, GAME, OPPONENT

8 vs. Tennessee, 10/21/07*
5 at Baltimore, 10/16/11
5 at Buffalo, 9/11/05
5 vs. Cleveland, 1/2/05
4 Nine times, last at Indianapolis, 12/22/11

MOST FIELD GOALS CONVERTED, GAME, BOTH TEAMS

9 Texans 5 vs. Miami 4, 10/7/07
8 Texans 0 vs. Tennessee 8, 10/21/07
7 Three times, last Texans 3 at Indianapolis 4, 12/22/11
6 11 times, last Texans 3 at Baltimore 3, 9/22/13
5 18 times, last Texans 2 vs. Minnesota 3, 12/23/12

* Indicates NFL record.

PUNTING

MOST, SEASON

116 2002
97 2003
88 2013, 2012
83 2013
77 2005

MOST, GAME

11 at Indianapolis, 12/1/02
10 Six times, last at Tennessee, 12/2/12

FEWEST, SEASON

53 2008
55 2007
63 2010
67 2009
73 2004

FEWEST, GAME

1 Twice, last at Buffalo, 11/1/09
2 25 times, last at Indianapolis, 12/30/12
3 23 times, last vs. New England, 12/1/13
4 34 times, last vs. Indianapolis, 11/3/13
5 32 times, last at Tennessee, 12/29/13

MOST YARDS, SEASON

4,720 2002
4,189 2013
4,150 2012
4,028 2003
3,256 2011

MOST YARDS, GAME

488 at Tennessee, 12/2/12
442 vs. Oakland, 11/17/13
436 at Jacksonville, 11/27/11
435 at Indianapolis, 12/1/02
421 at Pittsburgh, 12/8/02

FEWEST YARDS, SEASON

2,240 2008
2,296 2007
2,650 2010
2,866 2009

FEWEST YARDS, GAME

39 at Buffalo, 11/1/09
47 vs. Miami, 10/7/07
59 vs. Cincinnati, 10/26/08
59 vs. Carolina, 12/18/11
64 vs. Jacksonville, 12/24/05

MOST PUNTS, SEASON, OPPONENT

98 2002
91 2013
90 2012
83 2011
76 2009

MOST PUNTS, GAME, OPPONENT

11 vs. Oakland, 11/17/13
10 Twice, last at San Francisco, 1/1/06
9 Four times, last at Jacksonville, 9/16/12

FEWEST PUNTS, SEASON, OPPONENT

59 2007
63 2005
65 2006
67 2008 and 2010
69 2004

FEWEST PUNTS, GAME, OPPONENT

0 Twice, last vs. Jacksonville, 10/14/07
1 Five times, last at Indianapolis, 11/16/08
2 14 times, last at Baltimore, 10/16/11
3 33 times, last vs. New England, 12/1/13

MOST YARDS, SEASON, OPPONENT

4,161 2013
4,156 2012
3,896 2011
3,892 2002
3,557 2009

MOST YARDS, GAME, OPPONENT

540 vs. Oakland, 11/17/13
462 at Jacksonville, 9/16/12
427 vs. Oakland, 10/4/09
405 at Jacksonville, 11/27/11
400 at Indianapolis, 12/1/02

FEWEST PUNTING YARDS, SEASON, OPPONENT

2,528 2005
2,535 2007
2,880 2004
2,930 2010
2,949 2006

FEWEST PUNTING YARDS, GAME, OPPONENT

0 Twice, last vs. Jacksonville, 10/14/07
39 vs. Pittsburgh, 9/18/05
41 at Seattle, 10/16/05
45 at Indianapolis, 9/14/06
55 Twice, last at Indianapolis, 11/16/08

MOST PUNTS, SEASON, BOTH TEAMS

214 2002
179 2013
178 2012
172 2003
157 2011

MOST PUNTS, GAME, BOTH TEAMS

20 Three times, last Texans 9 vs. Oakland 11, 11/17/13
19 Texans 10 at Jacksonville 9, 11/27/11

FEWEST PUNTS, SEASON, BOTH TEAMS

114 2007
120 2008
130 2010
140 2005
141 2006

FEWEST PUNTS, GAME, BOTH TEAMS

2 Texans 2 at Jacksonville 0, 10/14/07
3 Three times, last Texans 2 at Indianapolis 1, 11/16/08
4 Four times, last Texans 2 vs. Jacksonville 2, 11/29/09
5 13 times, last Texans 2 at New Orleans 3, 9/25/11
6 16 times, last Texans 3 vs. New England 3, 12/1/13

HIGHEST PUNTING AVERAGE, SEASON

47.6 2013, 88 punts
47.2 2012, 88 punts
44.0 2011, 74 punts
42.8 2009, 67 punts
42.3 2008, 53 punts

LOWEST PUNTING AVERAGE, SEASON

38.8 2005, 77 punts
40.7 2002, 116 punts
41.2 2004, 73 punts
41.5 2003, 97 punts
41.6 2006, 76 punts

HIGHEST PUNTING AVERAGE, GAME (MINIMUM 4 PUNTS)

58.9 at Arizona, 11/10/13, 7 punts
54.2 at Denver, 9/23/12, 5 punts
52.8 vs. Atlanta, 12/4/11, 5 punts
51.8 at Tennessee, 9/20/09, 5 punts
51.5 vs. Green Bay, 10/14/12, 4 punts

HIGHEST PUNTING AVERAGE, SEASON, OPPONENT

46.9 2011, 83 punts
46.8 2009, 76 punts
45.7 2013, 91 punts
45.4 2006, 65 punts
45.2 2012, 90 punts

HIGHEST PUNTING AVERAGE, GAME, OPPONENT (MINIMUM 4 PUNTS)

56.8 at Dallas, 10/15/06, 4 punts
56.8 at Oakland, 12/3/06, 4 punts
53.4 vs. Oakland, 10/4/09, 8 punts
52.8 at San Diego, 10/28/07, 5 punts
51.3 at Jacksonville, 9/16/12, 9 punts

LOWEST PUNTING AVERAGE, SEASON, OPPONENT

39.7 2002, 98 punts
40.1 2005, 63 punts
41.7 2004, 69 punts; 2003, 75 punts
43.0 2007, 59 punts
43.7 2010, 67 punts

LOWEST PUNTING AVERAGE, GAME, OPPONENT (MINIMUM 4 PUNTS)

25.7 at Washington, 12/22/02, 7 punts
30.0 vs. Miami, 10/7/07, 2 punts
31.2 at San Francisco, 1/1/06, 10 punts
31.3 vs. New England, 11/23/03, 4 punts
32.7 Twice, last at Indianapolis, 11/8/09, 3 punts

PUNT RETURNS

MOST, SEASON

53 2002
51 2011
45 2009
42 2013
40 2004
40 2003

MOST, GAME

7 Three times, last vs. Oakland, 11/17/13
6 last at Jacksonville, 9/16/12
5 14 times, last vs. Denver, 12/22/13
4 25 times, last at Tennessee, 12/2/12

FEWEST, SEASON

23 2006
30 2005
32 2008
33 2007
35 2010

FEWEST, GAME

0 14 times, last at Tennessee, 12/29/13
1 43 times, last vs. New England, 12/1/13
2 53 times, last at Indianapolis, 12/15/13

MOST YARDS, SEASON

529 2011
512 2002
449 2009
414 2012
386 2008

MOST YARDS, GAME

125 vs. Oakland, 11/17/13
100 at Arizona, 10/11/09
92 vs. Baltimore, 12/15/02
91 at Jacksonville, 11/27/11
91 vs. Indianapolis, 9/11/11

FEWEST YARDS, SEASON

223 2005
235 2010
242 2006
266 2003
287 2007

FEWEST YARDS, GAME

-12 vs. Detroit, 10/19/08
-6 at Denver, 11/7/04
-4 at Tennessee, 12/2/07
-3 at Philadelphia, 12/2/10
-2 Three times, last at Miami, 12/27/09

HIGHEST AVERAGE, SEASON

12.1 2008
10.9 2012
10.5 2006
10.4 2011
10.0 2009

HIGHEST AVERAGE, GAME (MINIMUM 4 RETURNS)

21.8 vs. Miami, 10/12/08
20.0 at Arizona, 10/11/09
18.3 at Buffalo, 11/1/09
17.9 vs. Oakland, 11/17/13
16.8 at Tennessee, 12/2/12

LOWEST AVERAGE, SEASON

6.7 2010
6.7 2003
7.4 2005
8.2 2004
8.6 2013

LOWEST AVERAGE, GAME (MINIMUM 4 RETURNS)

-6.0 vs. Detroit, 10/19/08
-2.0 at Denver, 11/7/04
-2.0 vs. Tennessee (OT), 12/10/06
-1.3 at Tennessee, 12/2/07
-1.0 Three times, last at Miami, 12/27/09

TEAM RECORDS

PUNT RETURNS (CONTINUED)

MOST RETURNS, SEASON, OPPONENT

58 2002
48 2012
43 2003
42 2013
36 2006

MOST RETURNS, GAME, OPPONENT

7 vs. Dallas, 9/8/02
6 Seven times, last at Arizona, 11/10/13
5 Five times, last vs. Denver, 12/22/13
4 18 times, last vs. Oakland, 11/17/13

FEWEST PUNT RETURNS, SEASON, OPPONENT

19 2007
21 2008
24 2009
29 2010
30 2004

FEWEST PUNT RETURNS, GAME, OPPONENT

0 19 times, last vs. St. Louis, 10/13/13
1 54 times, last at Tennessee, 12/29/13
2 56 times, last at Jacksonville, 12/5/13

MOST PUNT RETURN YARDS, SEASON, OPPONENT

530 2013
483 2012
407 2003
328 2002
307 2011

MOST PUNT RETURN YARDS, GAME, OPPONENT

93 at Baltimore, 9/22/13
80 Twice, last at Oakland, 12/21/08
76 vs. Miami, 9/9/12
74 at Arizona, 11/10/13
73 vs. Kansas City, 9/21/03

FEWEST PUNT RETURN YARDS, SEASON, OPPONENT

104 2009
151 2007
219 2005
233 2010
235 2008

FEWEST PUNT RETURN YARDS, GAME, OPPONENT

-4 vs. Oakland, 10/4/09
-3 at Pittsburgh, 9/7/08
-2 at San Diego, 9/15/02
-1 at Indianapolis, 12/1/02
0 31 times, last vs. St. Louis, 10/13/13

HIGHEST PUNT RETURN AVERAGE, SEASON, OPPONENT

12.3 2013
11.2 2008
10.1 2012
9.6 2011
9.5 2003

HIGHEST PUNT RETURN AVERAGE, GAME, OPPONENT (MINIMUM 4 RETURNS)

17.3 at Jacksonville, 10/27/02
16.0 vs. Indianapolis, 9/22/02
12.5 at New England, 12/10/12
12.3 at Arizona, 11/10/13
10.8 at Tennessee, 12/2/12

LOWEST PUNT RETURN AVERAGE, SEASON, OPPONENT

4.3 2009
5.7 2002
6.6 2005
7.6 2006
7.9 2007

LOWEST PUNT RETURN AVERAGE, GAME, OPPONENT (MINIMUM 4 RETURNS)

-0.3 at San Diego, 9/15/03
-0.2 at Indianapolis, 12/1/02
1.0 at Jacksonville, 11/27/11
1.0 vs. Carolina, 12/18/11
1.4 vs. Dallas, 9/8/02

MOST TOUCHDOWNS, PUNT RETURNS

2 2008
1 2002 and 2013

MOST TOUCHDOWNS, PUNT RETURNS, OPPONENT

1 2013
1 2012
1 2008
1 2006
1 2005
1 2003

KICKOFF RETURNS

MOST, SEASON

84 2005
80 2003
77 2002
74 2007
72 2008

MOST, GAME

8 Four times, last at Indianapolis, 11/16/08
7 19 times, last at New York Jets, 11/21/10
6 12 times, last at Philadelphia, 12/2/10
5 37 times, last at Arizona, 11/10/13

FEWEST, SEASON

29 2011
44 2012
51 2013
64 2009
67 2010

FEWEST, GAME

0 Four times, last at Tampa Bay, 11/13/11
1 14 times, last vs. Denver, 12/22/13
2 16 times, last at Jacksonville, 12/5/13

MOST YARDS, SEASON

2,173 2005
1,961 2007
1,700 2003
1,609 2006
1,550 2008

MOST YARDS, GAME

278 vs. Kansas City, 11/20/05
266 vs. Indianapolis, 10/23/05
234 vs. Jacksonville, 12/30/07
233 vs. Indianapolis, 9/23/07
207 at Indianapolis, 11/16/08

FEWEST YARDS, SEASON

730 2011
953 2012
1,257 2013
1,326 2010
1,449 2009

FEWEST YARDS, GAME

0 Five times, last at Denver, 9/23/12
14 at Tennessee, 12/2/12
17 vs. Baltimore, 10/21/12
18 vs. Indianapolis, 12/16/12
22 twice, last vs. Denver, 12/22/13

HIGHEST AVERAGE, SEASON

26.5 2007
25.9 2005
25.2 2011
24.6 2013
22.7 2006

HIGHEST AVERAGE, GAME (MINIMUM 4 RETURNS)

46.8 vs. Jacksonville, 12/30/07
38.0 vs. Indianapolis, 10/23/05
35.4 vs. Cleveland, 10/30/05
34.8 vs. Kansas City, 11/20/05
33.3 vs. Indianapolis, 9/23/07

LOWEST AVERAGE, SEASON

19.8 2010
19.9 2002
21.0 2004
21.3 2003
21.5 2008

LOWEST AVERAGE, GAME (MINIMUM 4 RETURNS)

10.7 at Buffalo, 11/16/03
11.5 at Chicago, 12/19/04
11.8 at Cincinnati, 12/11/11
13.3 vs. Jacksonville, 12/24/05
13.5 at Detroit, 9/19/04

MOST RETURNS, SEASON, OPPONENT

73 2008
72 2010
71 2009
69 2007
62 2012

MOST RETURNS, GAME, OPPONENT

7 Six times, last vs. Baltimore, 10/21/12
6 20 times, last vs. New England, 12/1/13
5 28 times, last vs. Tennessee, 9/30/12
4 44 times, last vs. Denver, 12/22/13

FEWEST RETURNS, SEASON, OPPONENT

39 2013
46 2011
52 2006
52 2002
53 2003

FEWEST RETURNS, GAME, OPPONENT

1 17 times, last vs. Jacksonville, 11/24/13
2 26 times, last at Tennessee, 12/29/13
3 40 times, last vs. Oakland, 11/17/13

MOST RETURN YARDS, SEASON, OPPONENT

1,741 2010
1,630 2008
1,597 2009
1,595 2012
1,593 2007

MOST RETURN YARDS, GAME, OPPONENT

233 vs. Baltimore (OT), 12/13/10
201 vs. Baltimore, 10/21/12
199 vs. Oakland, 10/3/04
191 vs. Miami, 10/7/07
189 at Buffalo, 11/1/09

FEWEST RETURN YARDS, SEASON, OPPONENT

1,004 2013
1,030 2011
1,149 2003
1,156 2002
1,194 2005

FEWEST RETURN YARDS, GAME, OPPONENT

7 at New England, 12/10/12
13 at Tampa Bay, 12/14/03
14 at Indianapolis, 11/8/09
17 Twice, last at Indianapolis, 12/22/11
19 Twice, last vs. Pittsburgh, 9/18/05

HIGHEST RETURN AVERAGE, SEASON, OPPONENT

25.7 2012
24.2 2010
23.4 2006
23.1 2007
23.1 2004

HIGHEST RETURN AVERAGE, GAME, OPPONENT (MINIMUM 4 RETURNS)

42.5 at Indianapolis, 12/30/12
42.0 at Cleveland, 10/20/02
39.3 at Detroit, 9/19/04
38.8 vs. Baltimore (OT), 12/13/10
36.3 vs. Tennessee, 10/9/05

LOWEST RETURN AVERAGE, SEASON, OPPONENT

21.7 2005
21.7 2003
22.2 2002
22.3 2008
22.4 2011

LOWEST RETURN AVERAGE, GAME, OPPONENT (MINIMUM 4 RETURNS)

13.0 vs. Buffalo, 11/4/12
14.3 at Jacksonville, 10/30/11
15.0 vs. Green Bay, 11/21/04
15.8 vs. Dallas, 9/8/02
18.5 at New Orleans, 9/14/03

MOST TOUCHDOWNS, KICKOFF RETURNS, SEASON

4 2007
2 2005
1 2009

MOST TOUCHDOWNS, KICKOFF RETURNS, GAME

2 vs. Jacksonville, 12/30/07
1 vs. Oakland, 10/4/09
1 vs. Tampa Bay, 12/9/07
1 vs. Indianapolis, 9/23/07
1 vs. Kansas City, 10/23/05
1 vs. Indianapolis, 10/23/05

MOST TOUCHDOWNS, KICKOFF RETURNS, SEASON, OPPONENT

2 2012
1 2010
1 2006
1 2004
1 2002

MOST TOUCHDOWNS, KICKOFF RETURNS, GAME, OPPONENT

1 at Indianapolis, 12/30/12
1 at New York Jets, 10/8/12
1 vs. Baltimore (OT), 12/13/10
1 at New England, 12/17/06
1 at Detroit, 9/19/04
1 at Cleveland, 10/20/02

TEAM RECORDS

FUMBLES

MOST FUMBLES, SEASON

34 2002
30 2005
28 2006 and 2008
26 2007
22 2004
21 2009, 2013
20 2011
18 2003
16 2010
11 2012

MOST FUMBLES, GAME

5 Three times, last at Green Bay, 12/7/08
4 Nine times, last at Cincinnati, 12/11/11
3 21 times, last at Indianapolis, 12/15/13
2 42 times, last at Tennessee, 12/29/13

MOST FUMBLES LOST, SEASON

17 2007
14 2002
12 2006 and 2008
11 2004, 2005, 2009 and 2011

MOST FUMBLES LOST, GAME

3 at Cincinnati, 12/11/11
3 at Green Bay, 12/7/08
3 vs. Tennessee, 10/21/07
3 at Tennessee, 10/29/06

MOST TOUCHDOWNS, FUMBLE RECOVERY, SEASON

3 2007 and 2004
2 2009 and 2006
1 2002 and 2011

MOST TOUCHDOWNS, FUMBLE RECOVERY, GAME

1 12 times, most recent at Baltimore, 10/16/11

MOST FUMBLES, SEASON, OPPONENT

25 2009
24 2005
23 2007
23 2002, 2012
22 2004
19 2008
18 2003 and 2011
16 2006 and 2010

MOST FUMBLES, GAME, OPPONENT

5 at Chicago, 12/19/04
4 Five times, last at Denver, 12/26/10
3 19 times, last vs. Seattle, 9/29/13
2 35 times, last at Tennessee, 12/29/13

MOST FUMBLES LOST, SEASON, OPPONENT

14 2007, 2012
13 2009
11 2002, 2006
10 2008, 2011
9 2005
8 2003, 2004

MOST FUMBLES LOST, GAME, OPPONENT

3 Four times, last at Tennessee, 12/2/12
2 24 times, last at Arizona, 11/10/13

MOST TOUCHDOWNS, FUMBLE RECOVERY, SEASON, OPPONENT

2 2006
1 Eight times, last 2012

MOST TOUCHDOWNS, FUMBLE RECOVERY, GAME, OPPONENT

1 12 times, last at Arizona, 11/10/13

INTERCEPTIONS

MOST INTERCEPTIONS THROWN, SEASON

22 2013
21 2007
20 2008
18 2003
17 2009

MOST INTERCEPTIONS THROWN, GAME

4 Three times, last vs. Baltimore, 11/9/08
3 10 times, last at San Francisco, 10/6/13
2 39 times, last at Tennessee, 12/29/13

FEWEST INTERCEPTIONS THROWN, SEASON

9 2011
12 2010
13 2005, 2006, 2012
14 2004

FEWEST INTERCEPTIONS THROWN, GAME

0 69 times, last at Arizona, 11/10/13
1 70 times, last vs. New England, 12/1/13

MOST INTERCEPTIONS THROWN, SEASON, OPPONENT

22 2004
17 2011
15 2012
14 2003, 2009
13 2010

MOST INTERCEPTIONS THROWN, GAME, OPPONENT

4 Twice, last at Jacksonville, 11/12/06
3 Eight times, last at Tennessee, 12/2/12
2 29 times, last at Chicago, 11/11/12

FEWEST INTERCEPTIONS THROWN, SEASON, OPPONENT

7 2013
2005
10 2002
11 2006 and 2007
12 2008
13 2010

FEWEST INTERCEPTIONS THROWN, GAME, OPPONENT

0 85 times, vs. Denver, 12/22/13

MOST INTERCEPTION RETURN YARDS, SEASON

393 2004
332 2012
212 2009
205 2003
196 2011

MOST INTERCEPTION RETURN YARDS, GAME

135 at Pittsburgh, 12/8/02
118 vs. Tennessee, 9/30/12
102 at Kansas City, 9/26/04
95 vs. Tennessee, 12/21/03
90 at New York Jets, 10/8/12

MOST INTERCEPTION RETURN YARDS, SEASON, OPPONENT

357 2013
294 2009
277 2002
230 2007
225 2005

MOST INTERCEPTION RETURN YARDS, GAME, OPPONENT

106 vs. Cincinnati, 11/3/02
103 vs. St. Louis, 10/13/13
99 at Tennessee, 9/21/08
96 at San Diego, 10/28/07
91 vs. New England, 1/3/10

TOTAL TURNOVERS

MOST GIVEAWAYS, SEASON

38 2007 (21 interceptions, 17 fumbles)
32 2008 (20 interceptions, 12 fumbles)
31 2013 (22 interceptions, 9 fumbles)
29 2002 (15 interceptions, 14 fumbles)
28 2009 (17 interceptions, 11 fumbles)

FEWEST GIVEAWAYS, SEASON

17 2012 (13 interceptions, 4 fumbles)
18 2010 (12 interceptions, 6 fumbles)
20 2011 (9 interceptions, 11 fumbles)
24 2005 (13 interceptions, 11 fumbles)
25 2006 (13 interceptions, 12 fumbles)
25 2004 (14 interceptions, 11 fumbles)

MOST GIVEAWAYS, GAME

6 vs. Tennessee, 10/21/07 (3 fumbles, 3 interceptions)
5 at San Diego, 10/28/07 (1 fumble, 4 interceptions)
5 at Tennessee (OT), 10/29/06 (3 fumbles, 2 interceptions)
5 at Buffalo, 9/11/05 (2 fumbles, 3 interceptions)
4 12 times, last at Tennessee, 12/29/13 (2 fumbles, 2 interceptions)

FEWEST GIVEAWAYS, GAME

0 37 times, last vs. Indianapolis, 11/3/13
1 57 times, last vs. New England, 12/1/13

MOST TAKEAWAYS, SEASON

30 2004 (22 interceptions, 8 fumble recoveries)
29 2012 (15 interceptions, 14 fumble recoveries)
27 2009 (14 interceptions, 13 fumble recoveries)
27 2011 (17 interceptions, 10 fumble recoveries)
25 2007 (11 interceptions, 14 fumble recoveries)
22 2008 (12 interceptions, 10 fumble recoveries)
22 2006 (11 interceptions, 11 fumble recoveries)
22 2003 (14 interceptions, 8 fumble recoveries)

FEWEST TAKEAWAYS, SEASON

11 2013 (7 interceptions, 4 fumble recoveries)
16 2005 (7 interceptions, 9 fumble recoveries)
18 2010 (13 interceptions, 5 fumble recoveries)
21 2002 (10 interceptions, 11 fumble recoveries)

MOST TAKEAWAYS, GAME

6 at Tennessee, 12/2/12 (3 interceptions, 3 fumble recoveries)
5 at Pittsburgh, 12/8/02 (2 interceptions, 3 fumble recoveries)
5 vs. Jacksonville, 9/28/03 (3 interceptions, 2 fumble recoveries)
5 vs. Oakland, 10/3/04 (3 interceptions, 2 fumble recoveries)
5 at Oakland, 12/3/06 (2 interceptions, 3 fumble recoveries)
5 at Cleveland, 11/23/08 (3 interceptions, 2 fumble recoveries)

FEWEST TAKEAWAYS, GAME

0 51 times, vs. Denver, 12/22/13
1 62 times, last at Indianapolis, 12/15/13 (1 interception)

SAFETIES

SEASON

3 2002
2 2009
1 2013

SEASON, OPPONENTS

2 2003
1 2013
1 2012
1 2008
1 2004
1 2002

GAME

1 vs. Tennessee, 9/15/13
1 vs. Baltimore, 10/21/12
1 at Jacksonville, 12/6/09
1 vs. Oakland, 10/4/09
1 vs. Baltimore, 12/15/02
1 vs. New York Giants, 11/24/02
1 vs. Dallas, 9/8/02

GAME, OPPONENT

2 at Buffalo, 11/16/03
1 at Indianapolis, 12/15/13
1 at Denver, 9/23/12
1 at Jacksonville, 10/27/02
1 vs. Baltimore, 11/9/08
1 at Chicago, 12/19/04

PENALTIES

MOST PENALTIES, SEASON

136 2002
121 2003
112 2013
108 2012
106 2004, 2005

MOST PENALTIES, GAME

14 at Indianapolis, 12/15/13
14 at Jacksonville, 12/5/13
14 at Baltimore, 9/22/13
14 at Indianapolis, 12/1/02
13 at Indianapolis, 11/8/09
13 at Seattle, 10/16/05

FEWEST PENALTIES, SEASON

80 2008
82 2007
90 2006, 2010
95 2009

FEWEST PENALTIES, GAME

1 Six times, last vs. Tennessee, 9/30/12
2 Eight times, last vs. New England, 12/1/13
3 14 times, last at Chicago, 11/11/12
4 19 times, last vs. Denver, 12/22/13
5 30 times, last vs. Indianapolis, 11/3/13

MOST YARDS PENALIZED, SEASON

1,138 2013
1,011 2002
961 2003
928 2004
873 2012

MOST YARDS PENALIZED, GAME

177 at Jacksonville, 12/5/13
129 vs. Indianapolis, 11/29/09
127 vs. Tennessee, 12/14/08
114 at Indianapolis, 12/15/13
113 at Baltimore, 9/22/13

FEWEST YARDS PENALIZED, SEASON

636 2007
664 2008
690 2010
761 2006
833 2009

FEWEST YARDS PENALIZED, GAME

3 vs. Tennessee, 9/30/12
5 Three times, last vs. Oakland, 10/4/09
10 at Tennessee, 9/21/08
15 Nine times, last vs. Cleveland, 11/6/11
17 vs. Jacksonville, 10/22/06

TEAM RECORDS

PENALTIES (CONTINUED)

MOST PENALTIES, SEASON, OPPONENT

123 2004
105 2005, 2010
103 2013
102 2002
96 2006 and 2003

MOST PENALTIES, GAME, OPPONENT

14 at Cincinnati, 10/2/05
13 Twice, last vs. Oakland, 10/3/04
12 Twice, last at Tennessee, 12/19/10
11 Six times, last vs. Oakland, 10/9/11
10 Five times, last vs. Tennessee, 11/28/10

FEWEST PENALTIES, SEASON, OPPONENT

81 2007 and 2008
88 2011
90 2012
92 2009
96 2003 and 2006

FEWEST PENALTIES, GAME, OPPONENT

0 vs. New England, 12/1/13
1 Twice, last at New York Jets, 11/26/06
2 10 times, last vs. Jacksonville, 1/2/11
3 14 times, last vs. Indianapolis, 11/3/13
4 28 times, last at Indianapolis, 12/15/13
5 28 times, last at Arizona, 11/10/13

MOST YARDS PENALIZED, SEASON, OPPONENT

979 2004
955 2002
863 2012
851 2010
846 2005

MOST YARDS PENALIZED, GAME, OPPONENT

128 vs. Buffalo, 10/13/02
126 vs. Washington, 9/24/06
117 Twice, last at Cincinnati, 10/2/05
100 vs. Cincinnati, 11/3/02
90 vs. Green Bay, 11/21/04

FEWEST YARDS PENALIZED, SEASON, OPPONENT

614 2007
659 2008
686 2011
728 2009
767 2003

FEWEST YARDS PENALIZED, GAME, OPPONENT

0 vs. New England, 12/1/13
5 Twice, last at New York Jets, 11/26/06
9 vs. New York Jets, 10/19/03
10 Twice, last vs. Chicago, 12/28/08
13 at Indianapolis, 10/26/03

MOST PENALTIES, SEASON, BOTH TEAMS

238 2002
229 2004
217 2003
215 2013
211 2005

MOST PENALTIES, GAME, BOTH TEAMS

24 Texans 14 at Baltimore 10, 9/22/13
24 Texans 11 vs. Buffalo 13, 10/13/02
23 Twice, last Texans 9 at Cincinnati 14, 10/2/05
22 Texans 14 at Jacksonville 8, 12/5/13
21 Twice, last Texans 9 at Tennessee 12, 12/19/10

FEWEST PENALTIES, SEASON, BOTH TEAMS

161 2008
163 2007
186 2006
187 2011, 2009
195 2010

FEWEST PENALTIES, GAME, BOTH TEAMS

2 Texans 2 vs. New England 0, 12/1/13
3 Texans 1 at Oakland 2, 12/21/08
4 Texans 2 at Jacksonville 2, 9/28/08
5 Texans 1 vs. Miami 4, 10/12/08
6 Four times, last Texans 2 vs. Cleveland 4, 11/6/11

MOST YARDS PENALIZED, SEASON, BOTH TEAMS

1,966 2002
1,947 2013
1,907 2004
1,728 2003

MOST YARDS PENALIZED, GAME, BOTH TEAMS

207 Texans 90 at Cincinnati 117, 10/2/05
203 Texans 75 vs. Buffalo 128, 10/13/02
200 Texans 113 at Baltimore 87, 9/22/13
197 Texans 80 vs. Dallas 117, 9/8/02
191 Texans 127 vs. Tennessee 64, 12/14/08

ATTENDANCE RECORDS

TOP 10 HOME ATTENDANCE

Attendance	Date	Opponent	Result
71,778	11/3/13	Indianapolis	L, 27-24
71,769	12/1/13	New England	L, 34-31
71,761	12/22/13	Denver	L, 37-13
71,756	9/22/13	Seattle	L, 23-20 (OT)
71,726	11/17/13	Oakland	L, 28-23
71,718	9/15/13	Tennessee	W, 30-24 (OT)
71,708	10/21/12	Baltimore	W, 43-13
71,702	10/14/12	Green Bay	L, 42-24
71,702	12/16/12	Indianapolis	W, 29-17
71,698	11/4/12	Buffalo	W, 21-9

TOP 10 ROAD ATTENDANCE

Attendance	Date	Opponent	Result
88,240	9/19/10	Washington	W, 30-27
79,088	10/8/12	N.Y. Jets	W, 23-17
78,843	11/21/10	N.Y. Jets	L, 30-27
78,485	11/5/06	N.Y. Giants	L, 14-10
77,875	12/5/04	N.Y. Jets	L, 29-7
77,433	9/26/04	Kansas City	W, 24-21
76,596	11/26/06	N.Y. Jets	L, 26-11
76,566	9/23/12	Denver	W, 31-25
74,292	11/7/04	Denver	L, 31-13
74,118	10/20/13	Kansas City	L, 17-16

OVERALL HOME ATTENDANCE

Year	Games	Total	Average
2002	8	559,322	69,915
2003	8	563,748	70,468
2004	8	565,192	70,649
2005	8	562,397	70,300
2006	8	561,469	70,184
2007	8	564,159	70,520
2008	8	563,364	70,421
2009	8	564,864	70,608
2010	8	568,643	71,081
2011	8	571,969	71,496
2012	8	573,321	71,665
2013	8	573,271	71,659

OVERALL ROAD ATTENDANCE

Year	Games	Total	Average
2002	8	502,400	62,800
2003	8	497,942	62,242
2004	8	544,857	68,107
2005	8	532,541	66,568
2006	8	524,974	65,622
2007	8	515,869	64,483
2008	8	512,254	64,032
2009	8	484,976	60,622
2010	8	539,982	67,498
2011	8	487,733	60,967
2012	8	540,654	67,582
2013	8	530,412	66,302

FIRST AND EVERYTHING



Coca-Cola
zero™

enjoy everything

Proud Sponsor of the



CHEERING THEM ON THE FIELD.
TREATING THEM OFF THE FIELD.
THE DIFFERENCE BETWEEN
PRACTICING MEDICINE AND LEADING IT.

At Houston Methodist, we're redefining sports medicine through research, innovation and a commitment to excellence that's earned the trust of the Houston Texans. Our team of nationally recognized orthopedic and sports medicine specialists provides world-class care to Houston's premier athletes, and we're dedicated to delivering that same level of care to you. That's the difference between practicing medicine and leading it.

houstonmethodist.org



HOUSTON
Methodist
ORTHOPEDICS &
SPORTS MEDICINE

OFFICIAL HEALTH CARE PROVIDER

