


1977 CHIEFS MEDIA GUIDE



KANSAS CITY CHIEFS 1977 NFL SCHEDULE

Preseason

DAY/DATE	OPPONENT	SITE	TIME (KC TIME)
Saturday, August 6	Detroit	Pontiac	7:00 p.m.
Saturday, August 13	Pittsburgh	Arrowhead	7:35 p.m.
Thursday, August 18	Washington	Washington	7:00 p.m.
Saturday, August 27	Los Angeles	Arrowhead	7:35 p.m.
Monday, September 5	Atlanta	Arrowhead	7:35 p.m.
Saturday, September 10	St. Louis	Arrowhead	7:35 p.m.

Regular Season

DAY/DATE	OPPONENT	SITE	TIME (KC TIME)
Sunday, September 18	New England	Foxboro	12:00 Noon
Sunday, September 25	San Diego	Arrowhead	1:01 p.m.
Monday, October 3	Oakland	Arrowhead	8:01 p.m.
Sunday, October 9	Denver	Denver	3:00 p.m.
Sunday, October 16	Baltimore	Arrowhead	12:01 p.m.
Sunday, October 23	San Diego	San Diego	3:00 p.m.
Sunday, October 30	Cleveland	Cleveland	12:00 Noon
Sunday, November 6	Green Bay	Arrowhead	1:01 p.m.
Sunday, November 13	Chicago	Chicago	1:00 p.m.
Sunday, November 20	Denver	Arrowhead	1:01 p.m.
Sunday, November 27	Houston	Houston	1:00 p.m.
Sunday, December 4	Cincinnati	Arrowhead	1:01 p.m.
Sunday, December 11	Seattle	Arrowhead	1:01 p.m.
Sunday, December 18	Oakland	Oakland	3:00 p.m.

MEDIA INFORMATION

Chiefs Office

One Arrowhead Drive
 Kansas City, Missouri 64129
 (Phone) (816) 924-9300
 (Tickets) (816) 924-9400

Public Relations

Nite Line..... (816) 924-1116
 Arrowhead Press Box Phone (816) 924-2525
 Bob Sprenger Home Phone (816) 942-8199
 Doug Kelly Home Phone (816) 942-8522

Training Camp

William Jewell College
 Liberty, Missouri
 Phone (816) 781-1700
 Rookie Reporting Date July 18
 Veteran Reporting Date July 22

Code-a-phone News Reports

Phone..... (816) 924-7896

(Not for Public Information)



More publications available at:

www.retroseasons.com/library/

TABLE OF CONTENTS

AFC Championship Results.....	106
AFC 1976 Statistical Leaders.....	58-59
All AFC 1976 Squad.....	85
AFL/AFC Year-by-Year Leaders.....	60-62
All-time Chiefs Preseason Results.....	56-57
All-time Chiefs Results.....	54-55
All-time AFC/AFL Selections.....	86-87
All-time AFC/AFL Standings.....	103-105
All-time Chiefs Assistant Coaches Roster.....	57
Arrowhead Information.....	118
Assistant Coaches Biographies.....	7-10
Career 100-Yard Rushers.....	87
Career 300-Yard Passers.....	114
Chairman of the Board—Lamar Hunt.....	3
Chiefs Assistant Coaches.....	7-10
Chiefs Attendance Records.....	116-117
Chiefs Coaching Record.....	111
Chiefs Championship Review.....	107-111
Chiefs Directory.....	2
Chiefs Front Office.....	115
Chiefs Hall of Fame.....	127
Chiefs Individual Records.....	88-94
Chiefs Longest Plays.....	84
Chiefs Media.....	125-126
Chiefs Club.....	120
Chiefs in Pro Bowl.....	85
Chiefs Team Records.....	94-99
Chiefs 1977 Schedule.....	Inside Front Cover
Chiefs 1976 Statistics and Results.....	50-52
Chiefs vs. NFL Opponents.....	69-73
Chiefs Composite Record.....	74
Depth Chart.....	64-65
Divisional Playoff Results.....	106
Draft Choices, 1960-77.....	75-80
Draft Choice Biographies.....	43-49
General Manager—Jim Schaaf.....	115
Group Sales Information.....	117
Head Coach—Paul Wiggin.....	5-6
Hotel Headquarters.....	11
Mack Lee Hill Award.....	Inside Back Cover
Mack Lee Hill Winners.....	128
Newcomers Biographies.....	42
NFL Directory.....	74
NFL Scheduling.....	41
NFL 1977 Schedule.....	121-124
NFL 17-Year Records.....	63
NFL 1976 Standings.....	53
101 Awards.....	119
Opponents Directory.....	112-114
Player Personnel.....	12
President—Jack Steadman.....	4
Pronunciation Guide.....	102
First Year Roster.....	68
Super Bowl Results.....	106
Ticket Information.....	52
Training, Equipment, Medical Staff.....	10-11
Veteran Player Biographies.....	13-41
Veteran Roster.....	66-67
Year-by-Year Statistical Leaders.....	101-102

ON THE COVER

The 1977 media guide cover illustration was designed by Kansas City artist John Martin of Kaine, Martin, Harmon, True Agency. Photographs are by Hank Young and John Martin.

KANSAS CITY CHIEFS DIRECTORY

Chairman of the BoardLamar Hunt
1401 Elm Street
27th Floor
Dallas, Texas 75202
(Phone) (214) 741-3561

ADMINISTRATIVE

President Jack Steadman
General ManagerJim Schaaf
Secretary-Treasurer Ron Combest
Director of Ticket Operations Joe Mazza
Director of Stadium Operations Bob Wachter
Director of Group Sales..... David Smith
Data Processing Manager Dale Parrott
Chief Accountant Bob Tamasi
Director of Public Relations..... Bob Sprenger
Assistant Director of Public Relations..... Doug Kelly
Director of Promotions Russ Cline
Public Relations Secretary Kelly Fray

COACHING STAFF

Head Coach Paul Wiggin
Offensive Assistant Bob Schnelker
Offensive Assistant Jack Christiansen
Offensive Line Coach Joe Spencer
Defensive Line Coach Tom Pratt
Linebacker Coach..... Chet Franklin
Defensive Backfield Coach Tom Bettis
Special Teams Coach Steve Ortmyer
Head Trainer Wayne Rudy
Equipment Manager & Assistant Trainer..... Bobby Yarborough
Team Physicians.....Dr. Albert Miller & Dr. Howard Ellfeldt
Film Coordinator..... Mike Dennis
Clubhouse Attendant Bob Prime
Secretaries to Coach Wiggin ... Ann Rentchler & Betty Swanson

PLAYER PERSONNEL STAFF

Director of Player Personnel Les Miller
Talent Scout Tommy O'Boyle
Talent Scout J.D. Helm
Talent Scout Bobby Gill
Scouting Secretary Clea Neff

GENERAL INFORMATION

Chiefs Office

One Arrowhead Drive
Kansas City, Mo. 64129
(Phone) (816) 924-9300
(Tickets) (816) 924-9400

Home Stadium.....Arrowhead
Capacity.....78,097
Team Colors.....Red and Gold
Training Camp.....William Jewell College
Liberty, Missouri

Founded.....1960 as Charter Member of the
American Football League

World Championships.....1969

American Football League

Championships.....1962, 1966, 1969

AFL/AFC Divisional Championships.....1962, 1966, 1971

CHAIRMAN OF THE BOARD



LAMAR HUNT

Following the contract settlement between the owners and NFL players and the revolutionary owners meeting that produced competitive scheduling and a longer regular season schedule, Chiefs owner Lamar Hunt sat down and talked with newsmen about the status of the sport. Always candid and to the point, Hunt wasted little time in summarizing his feelings.

"There has never been a more positive general attitude about

pro football than at present. I came away very optimistic about the game in general and the Chiefs in particular. I think the events of the last few years inflicted things on the general public that they were not interested in . . . things like strikes, labor disputes, etc. . . . Sports fans want to hear about who we are going to play and what kind of team we are going to have. They want to hear about football and we are going back to that in 1977."

Thus, a new era begins to dawn for the NFL, with all its changes of late, and for the Kansas City Chiefs, who begin their third year of re-organization behind the team's personable head coach Paul Wiggin. Hunt is excited about the Chiefs future under Wiggin and provided the head coach with a brand new three-year contract following the 1976 season.

Hunt begins his 18th season as the head man of the Chiefs. He also continues as president of the American Football Conference of the NFL and continues to be a leader and innovator among the 28 clubs of the league.

At the age of 26 in 1959, this quiet Texan formed the American Football League and served as its first president. His franchise, the Dallas Texans, moved to Kansas City prior to the 1963 season.

Hunt's ventures into sports probably got their start when he played as a reserve end at Southern Methodist University. Since his entrance into professional football Hunt has also organized and coordinated the formation and development of World Championship Tennis and, through WCT, helped bring this sport into the national and international prominence it now enjoys. He formed the Dallas Tornado soccer team and in addition, is one of the founding owners and has a small financial interest in the Chicago Bulls of the NBA.

In 1972 Hunt became the first AFL figure to be enshrined in pro football's Hall of Fame. Long active in community and civic affairs both in Dallas and Kansas City, Hunt continues his involvement outside of his business activities. In 1974 he was national chairman of the Victor Awards, a special benefit of the City of Hope. Hunt serves on the board of trustees of the Pro Football Hall of Fame and serves on the board of directors of National Football League Charities. He is on the National board of trustees of the Fellowship of Christian Athletes and is a member of the board of directors of the Great Midwest Corporation.

Hunt, born in 1932, and his wife Norma have four children. Their newest arrival is Daniel, who will be one year old this fall. The three other children are Lamar Jr., 21; Sharron, 19; and Clark, 12.

KANSAS CITY CHIEFS PRESIDENT



JACK STEADMAN

Last August, when the Chiefs began the second season of their new approach and reorganization, owner Lamar Hunt promoted Jack Steadman to president of the Kansas City Chiefs Football Club. In making the announcement, Hunt said Steadman would continue to be in charge of all operations for the Chiefs and Worlds of Fun and would now concentrate his efforts on the future growth and expansion plans of both Kansas City-based organizations.

"During the past 18 months Jack Steadman has been instrumental in the reorganization and rebuilding of the Chiefs," noted Hunt about the man who has been a part of the pro football franchise since its inception in 1960. "I have long had great confidence in Jack's ability to recruit, direct and coordinate a positive productive staff and this promotion is being taken to assure the best possible circumstances under which the Chiefs will again become a contender. We have made great strides in these directions recently and I believe we are well on our way."

Considered one of the top administrators in professional athletics, Steadman has acquired a long list of illustrious credentials and achievements in his 17-year association with the Chiefs and pro football. The Chiefs, over the past 17 seasons, have been among pro football's most successful franchises and much of that success is attributable to Steadman.

"In my opinion," contends Steadman, "the success of any business is directly related to the quality and dedication of the people who make up the organization. I am proud of the fact that Lamar has provided us with everything necessary to build the finest organization in all of pro sports. With Jim Schaaf as our general manager, Paul Wiggin as our head coach and the support and dedication of all of our staff and player personnel, we, in my opinion, have the people to get the job done."

Steadman has been the head of the Chiefs administrative staff since November of 1960 when Hunt named him general manager of the Dallas Texans of the American Football League. He was promoted to executive vice president and general manager of the Chiefs in 1966 and to president last August.


As the Chiefs head into their sixth season in Arrowhead, much of the stadium, acclaimed nationally as one of the finest sports facilities in the world, reflects the personality of Jack Steadman. It was Steadman who conceived the idea of Kansas City building a two-stadium complex that resulted in a 78,000-seat football facility (Arrowhead) and a 42,000 seat baseball stadium (Royals Stadium).

Despite a demanding work schedule, Steadman remains active in numerous civic affairs. He just completed two special assignments for the Kansas City Chamber of Commerce, heading up the Worlds Fair committee and the task force committee on tourism. Steadman is a member of the board of directors of the Chamber of Commerce of Greater Kansas City in addition to being a member of the civic council for Greater Kansas City. His other civic assignments include executive committee and board of directors with United Way, executive committee and board of directors of Starlight Theatre Association, board of directors of Kansas City sponsor chapter of the Fellowship of Christian Athletes, director of Jackson County Unit of the American Cancer Society, advisory board member of the Salvation Army, the board of directors of the Greater Kansas City YMCA and the American Royal Association and an advisory trustee for Research Medical Center.

In addition to his Chiefs and Worlds of Fun association, Steadman serves as vice president for First Fidelity Investment Trust and is a member of the board of directors of the Great Midwest Corporation and Commerce Bank of Kansas City.

Jack and his wife, Martha, have three children, two sons, Tom, 26 and Don, 21, and a daughter, Mrs. Barbara Selders, 25.

CHIEFS HEAD COACH



PAUL WIGGIN

Year III of the Paul Wiggin era commences with his belief that the Chiefs at last have the quality personnel it takes to begin returning Kansas City to prominence in the National Football League.

With the fruits of two good drafts upon which to continue the rebuilding effort, Wiggin approaches 1977 with an unbounded enthusiasm that is, even for him, remarkable.

"To be honest, I wasn't as excited a year ago as I am right now heading into this season," said Wiggin. "You know, going into last year, I wasn't scared but there were a lot of question marks with nearly every aspect of the team. We answered some of the questions—positively—in 1976. I am equally hopeful we can answer the rest this time around.

"To be a consistent winner in the NFL it takes talent and personnel, first and foremost, and everybody will agree on that. But we have many of the key ingredients already on hand. We have the attitude that it takes from the players, coaching staff and the organization. It still stands we are basically an attitude football team and we'll have to lean on that some more in the future."

Wiggin's first two Chiefs squads compiled identical 5-9 records. Other than the similarity of records, however, the head coach was far more pleased overall with his second squad compared to his first. "We learned a lot last year. We made progress in a number of key areas. We learned we had an offense that could move the football. We also learned we need to improve drastically on defense."

Such candor is not surprising from the 42-year-old Wiggin, who inherited a club in great need of repair when he was named head coach of the Chiefs on January 23, 1975. It is a trait Kansas Citians have come to expect from him ever since he became only the second head coach in the 17-year history of the franchise. The honesty of feeling, as players and fans alike have discovered over the past two years, manifests itself in good times and bad. "I have a strong belief the main thing you derive from this game is the respect of the people around you," Wiggin has said on many occasions.

He and his team earned the respect of the National Football League a year ago when the Chiefs offense finished third in the AFC behind a pair of playoff teams, Baltimore and Oakland. Kansas City's passing game, with Mike Livingston at the throttle, ranked second, a mere four yards off the top rung in all of the NFL.

"The whole offensive package looks very good going into 1977," Wiggin says. "It's a sound structure to build on. When you have people like Livingston and MacArthur Lane, a sound offensive line and young players like Walter White and Henry Marshall, it gives you a good feeling. I'm also impressed with the offensive players we obtained in the draft."

As a former defensive end, Kansas City's defensive collapse in 1976 was especially galling to its head coach. "It's no secret, we've got to do a better job on defense. The only way to go is up (Kansas City was last in the AFC and next-to-last in the NFL) but I just have to think the defense is going to be better this season. We certainly see ourselves on the rise. Maybe we aren't going to be among the top ten defenses next year, but we are going to be better. I know that."

Wiggin graduated to the Chiefs from the staff of the San Francisco 49ers. After Dick Nolan was named 49ers coach in 1968, he added Wiggin to his staff as defensive line coach, then in 1974 increased his responsibilities to those of defensive coordinator.

Wiggin played 11 seasons as a defensive end with the Cleveland Browns, retiring after the 1967 season. During that time, he achieved

Pro Bowl recognition twice (1966 and 1968) and played in three NFL title games with the Browns, including Cleveland's 1964 world championship. Drafted as a future by the Browns in 1956, he began his playing career the following season. He entered coaching with the 49ers immediately upon his retirement as a player.

Wiggin was a three-year starter under coach Chuck Taylor at Stanford University from 1954-56. "Chuck made a profound impression on me. I don't think I ever made a major decision in my life without talking to him first. The biggest thing I learned in life is believing in people, and I learned that from Chuck." Wiggin earned a master's degree in education and as a senior, co-captained the 1956 Stanford squad along with former San Francisco 49ers quarterback John Brodie.

Wiggin's first two years in Kansas City have produced several of the high points in the franchise's history. His first regular season victory as a head coach came in a 42-10 rout of the Oakland Raiders. There was the Monday night upset in Dallas, when the Chiefs rallied for a three-point win over the eventual NFC champions. Then last year, after four losses in succession, came the miracle "flea-flicker" comeback in Washington that produced a victory over the Redskins. A week later, Kansas City battled Miami even-up in the Orange Bowl—and was rewarded with an overtime triumph.

But most all of Wiggin's 28 games as a head coach have been marked by one distinguishing characteristic: excitement. The 1975-76 Chiefs turned corners of sorts. Football at Arrowhead was fun again, a quality missing the previous few seasons prior to Wiggin's arrival. A feeling of optimism, generated largely by Wiggin and his staff, returned to and within the squad.

"We'll be worth watching in 1977," Wiggin says simply of his club, one that has received a badly-needed transfusion from the last two drafts. In the two years he has directed the Chiefs fortunes, Wiggin (and the Chiefs organization) has become a firm believer in building a squad through the draft. "You start off believing that because it makes sense," he says. "Then you look at the teams that have a lot of draft choices and you discover they're the ones who are the best in football. We want to be one of those teams. I believe in our philosophy of building through the draft. I think it's working for us and will work in the future."

Together with Chuck Taylor, Wiggin's Cleveland coach, Paul Brown, also greatly influenced Wiggin's playing and coaching careers. A conversation with Brown in 1974 opened Wiggin's eyes to the fact he had head coaching capabilities.

"Paul of course was the coach of the Cincinnati Bengals then. All I was interested in doing at the time was making the 49ers defense the best in the league. We played Cincinnati, and the Bengals beat us that day. As I was crossing the field, I shook hands with Paul. He looked me square in the eye and his eyes narrowed with the intensity I had seen when I played for him. He said, 'Paul Wiggin, when the opportunity comes, don't hesitate.'

"I knew what he was talking about. I just didn't think my opportunity would come as soon as it did."

The opportunity brought with it a responsibility. The responsibility of relating, motivating and winning. "I guarantee we will do a better job in each of these areas than ever before," says the Chiefs head coach. Upon the foundations already established, and those still to be attained, the Kansas City Chiefs, whose excitement indeed is growing, will advance to the NFL's upper echelons.

Wiggin was born November 18, 1934, at Modesto, California. He attended nearby Manteca High School in Manteca, where he earned letters in four sports. He is married to the former Carolynn Clark, and they are the parents of three daughters, Kymberly, 16; Kristyn, 14; and Kellie, 10. The Wiggins live in suburban Johnson County.

CHIEFS COACHING STAFF

CHET FRANKLIN, Linebacker Coach



After two seasons as an offensive coach, Chet Franklin finds himself on the opposite side of the football for 1977. As part of Paul Wiggin's realignment of his coaching staff, Franklin will now coach the linebackers after having been in charge of running backs the past two years.

The 42-year-old Franklin came with Wiggin to Kansas City from the staff of the San Francisco 49ers. Franklin spent four seasons, 1971-74, with the 49ers, the first three as special teams coach and 1974 in charge of the defensive secondary. Prior to joining San Francisco, Franklin served 12 years in the college ranks, one at Stanford, three at Oklahoma and eight at Colorado, four as the Buffaloes offensive coordinator under Eddie Crowder.

When Franklin went to the 49ers, he took control of a kicking game that ranked 17th in the NFL. Under his direction, that phase successively ranked 12th, sixth and ninth. In 1974, he transformed the secondary from a No. 22 ranking to No. 6.

"Every time you see Chet in a particular situation, that situation seems to get better," says Wiggin, "and from that standpoint he'll be a welcome addition to our defensive staff. Chet has a defensive background from his days with the 49ers."

Born in Ontario, Oregon, Franklin attended high school in Elko, Nevada, prior to entering the University of Utah. He played guard three seasons, and after a two-year Marine Corps hitch, joined the Stanford staff while completing work on a master's degree in secondary education.

Franklin and his wife, Ann, are the parents of a daughter, Shana Caryn, 9. They live in Overland Park, Kansas

JACK CHRISTIANSEN, Offensive Assistant



Jack Christiansen, a distinguished NFL name as both a player and coach, is a new addition to Paul Wiggin's coaching staff. He'll work with the offensive backs and will have input into all areas of offensive planning.

An assistant or head coach in both the NFL and college ranks over the past 18 years, Christiansen came to Kansas City from Stanford University, where he'd coached the past nine seasons.

Christiansen first achieved NFL prominence as a standout safety with the Detroit Lions from 1951-58. Six times an all-pro on the left side, Christiansen and his prime secondary mates Yale Lary and Jim David came to be known as "Chris's Crew." Christiansen played on four conference champions, three NFL title winners and played in the Pro Bowl five times.

He joined the San Francisco 49ers coaching staff in 1959 as an assistant under Red Hickey and then became head coach of the 49ers when Hickey resigned three games into the 1963 season. Christiansen served as head coach through the 1967 campaign. His record was 26-38-3.

Following nine years in San Francisco, Christiansen moved down the Peninsula to Palo Alto as an offensive assistant coach under John Ralston at Stanford. When Ralston left to coach the Denver Broncos in 1972, Christiansen was appointed his successor. As an assistant, Christiansen tutored quarterbacks Jim Plunkett and Don Bunce. One of his quarterbacks after he became head coach was Mike Boryla, now at Philadelphia.

Christiansen served five years (1972-76) as Stanford head coach. His Pacific 8 Conference head coaching record was an impressive 22-12-1 to go along with an overall log of 30-22-3.

"I'd known Jack to be an enthusiastic worker," said Wiggin. "His rapport with our players thus far has been what we'd expected."

The 48-year-old Christiansen, a native of Sublett, Kansas, and his wife Doris have four daughters, Terri, 24; Jackie, 22; and 20-year-old twins, Jani and Joni.

TOM BETTIS, Defensive Backfield Coach



One of Paul Wiggin's most popular initial decisions as Chiefs head coach was his intention to retain Tom Bettis as defensive backfield coach. Bettis in 1977 will have increased defensive responsibilities in tandem with Tom Pratt and Chet Franklin and is still, in Wiggin's eyes, destined for bigger and better things.

"Tom's status is unchanged as far as I'm concerned. I still consider him an excellent candidate for a head coaching position in the NFL," says Wiggin. "I think he's the best secondary coach in football."

Bettis, 43, has been a member of the Chiefs coaching staff since March of 1966. A native of Chicago, he was the number one draft choice of the Green Bay Packers in 1955 and was a starter at linebacker through 1961. Playing on Vince Lombardi's first three Packer squads, Bettis earned his first world championship ring with the '61 Packers.

He was traded to the Pittsburgh Steelers in 1962 and played one season there before concluding his career with another world champion, the 1963 Chicago Bears. He retired to enter private business in the Green Bay area, but returned to football with the Chiefs three years later.

"Tom was a large part of the defense that won the world championship here," says Wiggin. "He deserves to be proud of something like that and I know he's the kind of worker who'll try and restore that status as quickly as he can."

Bettis was a consensus All-America selection at Purdue in 1953 and 1954 and made the all-Big Ten squad three seasons. He co-captained the Boilermakers as a junior and senior, and co-captained the College All-Star squad that met the Cleveland Browns in 1955.

Tom and his wife, Valerie, have three daughters, Lisa, 20; Karen, 19; and Krista, 12. They make their home in Overland Park, Kansas.

TOM PRATT, Defensive Line Coach



Tom Pratt, the dean of Chiefs coaches, returns for his 15th season with the club. The 42-year-old native of Beloit, Wisconsin, has been in Kansas City as long as the Chiefs have, joining the team in 1963 following the move from Dallas.

Pratt is generally credited with the development of several outstanding Chiefs defensive lines. Kansas City's front fours were a hallmark of the club in the 1960s and early '70s and all were tutored by Pratt. Perhaps his supreme achievement was the formation of tackles Buck Buchanan and Curley Culp with ends Jerry Mays and Aaron Brown that led the defensive charge in Kansas City's 1970 Super Bowl victory over the Minnesota Vikings.

"There's no question that Tom has the biggest challenge of any coach on the team," says Wiggin in reference to the rebuilding that is taking part in the rush line. "I really feel, as does Tom, that we have to make strides in this area and he's the guy to do it."

Pratt played college football from 1953-56 at Miami (Fla.). Following graduation in 1957, he became an assistant coach at his alma mater, remaining there through the 1960 season. He then spent two

seasons as defensive line coach at Southern Mississippi before joining the Chiefs.

Tom and his wife, Hope, have three children, daughters Kendra, 15; and Shana, 12; and son Tyler, 6. They live in Overland Park, Kansas.

JOE SPENCER, Offensive Line Coach



The man whom Paul Wiggin describes as having "Spencerized" the players who make up the offensive line returns for his third season with Kansas City.

Joe Spencer, who's devoted 33 years to football at the collegiate and professional level, turned what once was one of the club's weakest areas into a formidable protective force that offers youth and experience as its prime assets.

"It used to be that line play was almost something you did straight by the book," Wiggin says, "but Joe's taken to teaching it for what it is. The interaction between our offensive linemen is truly remarkable and Joe's ability to relate to his people is unbelievable. He's a great field coach."

Spencer, 53, is a native of Oklahoma City. He was a tackle on both offense and defense for Oklahoma State from 1942-46, then spent five years with the Brooklyn Dodgers of the All-America Football Conference. He concluded his pro career with the NFL Cleveland Browns and Green Bay Packers.

His widespread coaching experience that includes the college ranks, NFL, CFL and WFL began at Austin (Tex.) College, where he was head coach from 1952-60.

He joined the Houston Oilers staff in the AFL in 1961 as offensive line coach. He was with the Oilers through 1965, then went to the CFL Edmonton Eskimos as offensive and defensive line coach for two years, 1966-67.

Spencer returned to the U.S. in 1968 as the New York Jets offensive line coach. He coached the Jets three years, including their '69 world championship. After coaching with St. Louis in 1971, Spencer returned to the college ranks at Kansas for 1972-73. He came to the Chiefs after spending 1974 with the WFL Chicago Fire.

Spencer and his wife, Betty Jo, have a son, Jeff, 29; and a daughter, Sara, 27. The Spencers live in Kansas City.

BOB SCHNELKER, Offensive Assistant



Bob Schnelker, whose coaching experience includes stints with Vince Lombardi at Green Bay and Don Shula at Miami, enters his third season with the Chiefs. He has responsibilities within all phases of the Chiefs offense, with emphasis on the passing game.

Schnelker, 48, begins his 15th season as an NFL assistant. He was a tight end with the New York Giants from 1954-60, playing on one world champion (1956) and three Eastern Conference title squads. He concluded his playing career in 1961 with Minnesota and Pittsburgh. With the Vikings that year, he was on the receiving end of Fran Tarkenton's first touchdown pass. Tarkenton, with 308 touchdown passes, is the NFL career leader in that category.

A two-time Pro Bowl participant, Schnelker first coached for the Los Angeles Rams from 1963-65, then Lombardi named him to his Green Bay staff in 1966. During his stay with the Packers which ended in 1971, Schnelker was a part of Green Bay's three consecutive NFL champions and two Super Bowl winners.

In 1972, Schnelker rejoined Harland Svare, whom he had assisted with the Rams, as offensive coordinator of the San Diego Chargers. He spent one season, 1974, with Shula at Miami before coming to Kansas City.

"Bob Schnelker has a brilliant football mind. From a standpoint of

putting together offensive planning, he does it as quickly and sufficiently as anyone," says Paul Wiggin.

"His long suit is a working knowledge of not just offense but every phase of the game of football."

Born in Galion, Ohio, Schnelker attended Bowling Green and was graduated in 1953. He was originally drafted by the Cleveland Browns, but his playing rights were transferred to the Giants in time for the '54 season.

Schnelker and his wife, B.J., have three children, Mindy, 22; Jeff, 18; and Tina, 10. They make their home in Kansas City.

STEVE ORTMAYER, Special Teams Coach



Steve Ortmayer, at 33 the youngest of Paul Wiggin's assistants, has overall charge of the Chiefs kicking game, one that ranked fifth in the NFL last year.

That, however, is one of several responsibilities for Ortmayer, who also conducts the club's off-season stretching and running program and who assists the player personnel department in the area of pro scouting.

Kansas City's kicking game ranked third in the AFC and in three of the five special team categories, the Chiefs were sixth or better.

"Steve's the kind of untiring, enthusiastic guy who's done a good job in all areas," says Wiggin. "He's the type who's really involved with his people on the special teams. They like to get together with him and talk about that phase of the game. That's unusual.

"And he's done such a good job in pro scouting that several of the moves we've made have been a result of his efforts. The reason we ended up with a Walter White was because of Steve's determination."

Ortmayer came to the Chiefs from Pepper Rodgers's Georgia Tech staff, where he spent 1974 as an offensive assistant. He began his coaching career in 1967 at Colorado, his first year as a graduate assistant, then the following six as both an offensive and defensive assistant. He also directed Colorado's recruiting program three seasons.

Ortmayer is a native of Painesville, Ohio. He attended Highland Park High School in Dallas and then spent one year at Vanderbilt before transferring to LaVerne (Calif.) College. He was graduated with bachelor's degrees in English and physical education.

Steve and his wife, Merylee, make their home in Kansas City.

WAYNE RUDY, Head Trainer



Wayne Rudy, the Chiefs popular head trainer, has been with the team ever since the formation of the American Football League in 1960. Recognized nationally as one of the foremost in his field, Wayne begins his 18th season with the Texans/Chiefs.

Rudy has served athletic teams over the past 32 years. A graduate of Bowling Green University, he was inducted into his alma mater's Hall of Fame in 1975. He also holds a master's degree from Southern Methodist University. Rudy was the SMU trainer for 13 years from 1947 through 1959 before signing on with the Dallas Texans. One of the athletes he served while at SMU was a seldom-used end named Lamar Hunt, who brought Rudy into pro football upon formation of his new team and league.

Wayne was one of the founders of the Southwest Athletic Trainers Association and has twice been a national director of the National Athletic Trainers Association. He has received numerous awards in the training field and in 1974 was named to the Helms Athletic Hall of Fame.

Wayne and his wife, Joan, have two sons and the family resides in Overland Park, Kansas.

Assisting Rudy for the third consecutive year is **Dave Kendall**. Kendall graduated this past spring from Kansas State College at Pittsburg with a degree in physical education. He served as an assistant trainer at Pittsburg State and also was on the training staff at the Kansas University basketball camp held last spring. Kendall is a member of the National Athletic Trainers Association.

BOBBY YARBOROUGH, Equipment Manager and Assistant Trainer



Bobby Yarborough has been the Chiefs equipment manager for 17 years. He attended the University of Texas where as student trainer his interest in behind-the-scenes athletics was fostered by his association with veteran Longhorns trainer Frank Medina.

Bobby is a member of the board of directors and a member of the organizing committee of the Athletic Equipment Managers Association. In addition, he served as convention chairman of that group's annual meeting, which took place in Kansas City last spring.

Yarborough has also served as the director of the Chiefs off-season basketball team. This team has helped raise over a half million dollars for charity throughout the Midwest.

The Yarborough family, which includes wife Joyce and six sons, lives at Lake Winnebago.



**DR. HOWARD ELLFELDT
DR. ALBERT MILLER**



**DAVE KENDALL
ASSISTANT TRAINER**

KANSAS CITY CHIEFS 1977 HOTEL HEADQUARTERS

City	Hotel	Phone
Detroit	Northfield Hilton Inn	(313) 879-2100
Washington, D.C.	Crystal City Marriott	(703) 521-5500
New England	Boston Marriott	(617) 969-1000
Denver	The Regency	(303) 433-6131
San Diego	Islandia Hyatt House	(714) 224-3541
Cleveland	Cleveland Marriott	(216) 252-5333
Chicago	Continental Plaza	(312) 943-7200
Houston	Houston Marriott	(713) 960-0111
Oakland	Berkeley Marriott	(415) 548-7920
Home Games	Sheraton Royal	(816) 737-0200

PLAYER PERSONNEL STAFF



LES MILLER

Much of the responsibility—and credit—for the Chiefs rebuilding program lies with player personnel director Les Miller. Miller, who's personally directed the 1976 and 1977 draft efforts, came to Kansas City after serving three seasons under Bobby Beathard on the Miami Dolphins scouting staff. Miller has three full-time talent scouts under his direction and also receives player information from the BLESTO scouting combine, which the Chiefs joined in 1975.

The 40-year-old Miller is a native of Bernice, Oklahoma. He attended Oklahoma State University, then graduated from Kansas State College at Pittsburg with an education degree in 1958. For the next 13 years, Les coached at the high school and college level. He was the head football, basketball and baseball coach at Afton (Okla.) High School from 1958-60 and then coached baseball and football at two Tulsa high schools before accepting a position in private business.

Miller returned to coaching in 1967 as head football coach at Joplin (Mo.) High School. After two seasons he was named an assistant coach at Brigham Young University in charge of offensive backs until the Dolphins named him to their scouting staff in 1972.

An avid baseball fan, Miller spent two seasons, 1954-55, as a third baseman and outfielder in the New York Yankees farm system.

Miller and his wife, Joyce, have four children, Mike, 21; Debbie, 19; Marty, 8; and Matt, 5. They make their home in Overland Park, Kansas.



TOMMY O'BOYLE



J. D. HELM



BOBBY GILL

Tommy O'Boyle, J.D. Helm and Bobby Gill, all of whom have contributed greatly to the last two Chiefs drafts, all return for their third season in the player personnel department.

O'Boyle has been with the Chiefs since 1966. He served on Hank Stram's staff as both an assistant coach and head talent scout through 1974, then returned to the club at the behest of Les Miller. O'Boyle was the Chicago Bears first round draft choice in 1940 following two All-America seasons at guard for Tulane. He was named Tulane's head coach in 1962 and held that position until he resigned after the 1965 season.

Helm, 36, graduated from Kansas in 1966. He coached two years at Shawnee Mission East High School (1966-67) before moving to Brigham Young as offensive backfield coach in 1968. He remained at Brigham Young through 1974.

Gill, 41, attended Baylor University in his hometown of Waco, Texas. He began his coaching career at Ouachita Baptist in 1958, then moved to Houston in 1962. He became offensive coordinator at Tulsa in 1967 and went on to similar responsibilities at New Mexico State (1969-71) and Texas El Paso (1972-73).

CHIEFS VETERANS

TONY ADAMS

Quarterback Ht: 6-0 Wt: 198

How Acquired: Free Agent

College: Utah State

NFL Experience: 3

Birthdate: March 19, 1950

Birthplace: San Antonio, Texas

Residence: Overland Park, Kansas



Despite playing in the shadow of starter Mike Livingston, Adams proved whenever called upon that he's a bonafide NFL quarterback . . . His most noteworthy appearances in 1976 came in relief of Livingston at Buffalo when he completed 17 of 32 passes for 319 yards and two touchdowns . . . The 300-yard figure has been reached by Chiefs quarterbacks on only 14 occasions in 17 years . . . Adams also took over for Livingston in the season finale vs. Cleveland and turned in a 15-of-29 performance for 201 yards and one score . . . His only other action, outside of holding on placekicks, came in cameo appearances against New Orleans, Denver and Oakland, when he successfully completed a pass to MacArthur Lane out of field goal formation; Lane, however, was forced out of bounds at the Oakland 1-yard line . . . He spent most of '75 as backup to Len Dawson and Livingston, but started that season's final game at Oakland . . . His passing figures in that contest were 18 completions in 31 attempts for 245 yards and a touchdown . . . Adams joined the Chiefs as a free agent from the defunct World Football League . . . His NFL career, however, began as a 14th-round draft choice of the San Diego Chargers in 1973 . . . He was one of four quarterbacks in the Chargers camp, with his competition including John Unitas and Dan Fouts . . . San Diego released him, and Adams signed with the WFL Southern California Sun for the 1974 season . . . With the Sun, he became the WFL's leading passer with 276 completions in 510 attempts for 3,905 yards, 23 touchdowns and a .541 completion average . . . His collegiate career began at Texas, where he threw 13 touchdown passes in leading the freshman team to a 5-0 record . . . He left the Longhorns when they did not include the passing game in their offensive plans, and after a year at Riverside (Calif.) Junior College, Adams transferred to Utah State . . . In three varsity seasons, he completed 456 of 867 passes for 6,226 yards and 52 touchdowns . . . He holds the NCAA record for most yards passing in a game, 561 vs. Utah . . . As a senior, finished second in the NCAA in total offense and third in passing . . . An excellent golfer who takes part in several off-season celebrity tournaments . . . Shot a hole-in-one at Brookridge Country Club in the spring of '76 . . . Also enjoys calf roping . . . Married, wife Diane, one child.

PASSING

Year	Att.	Comp.	Yds.	Pct.	Avg.			
					Att.	TD	Int.	LG
1975 Kansas City	77	36	445	.468	5.8	2	4	32
1976 Kansas City	71	36	575	.507	8.1	3	4	49
Totals	148	72	1020	.486	6.9	5	8	49

BILLY ANDREWS

Linebacker Ht: 6-0 Wt: 220

How Acquired: Waivers (from San Diego)

College: Southeast Louisiana

NFL Experience: 11

Birthdate: June 14, 1945

Birthplace: Clinton, Louisiana

Residence: Clinton, Louisiana



A consistent performer all season long, Andrews moved into the starting lineup at left linebacker shortly after his arrival from San Diego during training camp . . . He started all 14 games and intercepted one pass vs. Miami for an 11-yard return . . . Andrews was a 13th-round draft choice of the Cleveland Browns in 1967 and played with the Browns through 1974 . . . He was a rookie with the Browns during Paul Wiggin's final season as a Cleveland player . . . Played as a backup to Jim Houston his first three years in the league, then became the starter at right linebacker . . . The Cleveland Touchdown Club honored him as its defensive player of the year in 1971 . . . He was named the Browns defensive captain in '74, but back surgery to correct a disc problem forced him to relinquish his starting position . . . When released by the Browns, he was signed as a free agent by San Diego . . . Played in all 14 games with the Chargers and started in six on the weak side . . . He earned all-Gulf South Conference honors in 1965-66 . . . Majored in animal science . . . During the off-season, Andrews and his brother operate a beef and dairy farm of which Billy is part owner and manager . . . Married, wife Kathryn, three children.

Year	INTERCEPTIONS				
	No.	Yards	Avg.	LG	TD
1970 Cleveland	1	25	25.0	25	1
1971 Cleveland	3	34	11.3	15	0
1972 Cleveland	1	4	4.0	4	0
1974 Cleveland	1	18	18.0	18	0
1976 Kansas City	1	11	11.0	11	0
Totals	7	92	13.1	25	1




CHARLIE ANE

Center Ht: 6-1 Wt: 233

How Acquired: Free Agent
College: Michigan State
NFL Experience: 3
Birthdate: August 12, 1952
Birthplace: Los Angeles, California
Residence: Honolulu, Hawaii

Ane has served a capable backup apprenticeship to Jack Rudnay over the past two seasons . . . Most of his work comes in special team situations, where he's the snapper on punts and placekicks . . . Played in all 14 games last year and started the Buffalo contest when Ruday was injured . . . Ane was the fourth of four centers going into training camp in '75, but emerged with the backup role, and replaced the departed Bobby Bell as the club's snapper . . . He comes by the position naturally as his father, Charlie, snapped for the Detroit Lions . . . Single.



GARY BARBARO

Safety Ht: 6-3½ Wt: 198

How Acquired: Draft (No. 3c-1976)
College: Nicholls State
NFL Experience: 2
Birthdate: February 11, 1954
Birthplace: New Orleans, Louisiana
Residence: Independence, Missouri

Following an impressive rookie season that saw him earn second team all-rookie honors from Associated Press, Barbaro already is considered one of the foundations upon which the Chiefs will rebuild their defense . . . He became the starter at free safety, replacing the traded Mike Sensibaugh, from the time he reported to training camp . . . Barbaro intercepted three passes last year, including two in one game at San Diego . . . At season's end, his Chiefs teammates voted him the Mack Lee Hill Award, given annually to the club's outstanding first-year player . . . Barbaro is only the third defensive player to win the award in its 10-year history, the others being Jim Marsalis and

Larry Marshall . . . Barbaro was among the first varsity football graduates at Nicholls State and currently is the only alumnus of that school playing in the National Football League . . . He played wide receiver at Nicholls in '73, then was switched to the secondary in 1974-75 . . . Played cornerback both years and intercepted nine passes, six as a senior . . . Barbaro played only one year of high school football, concentrating before that on the trombone as a member of the band . . . The Chiefs selected him on a multiple choice obtained from the New York Giants through Green Bay . . . Majored in health and physical education . . . Interests include hunting, fishing and working on automobiles . . . Married, wife Karen, one child.

Year	INTERCEPTIONS				
	No.	Yards	Avg.	LG	TD
1976 Kansas City	3	27	9.0	16	0
Totals	3	27	9.0	16	0



RANDY BEISLER

Guard Ht: 6-5 Wt: 244

How Acquired: Trade (Nate Allen to San Francisco-1975)

College: Indiana

NFL Experience: 11

Birthdate: October 24, 1944

Birthplace: Gary, Indiana

Residence: Woodside, California

Severely strained neck ligaments have forced Beisler to miss the bulk of the past two seasons . . . After being obtained from the 49ers just prior to the opening of the 1975 regular season, Beisler was injured against his old teammates in that year's third game . . . The ligament damage, although it was hoped Beisler would be ready for 1976, was slower in mending than projected, thus he sat out all of last season on injured reserve . . . A mainstay of the San Francisco offensive lines of the early '70s, Beisler and a third round choice that the Chiefs used to select Keith Simons came to Kansas City in exchange for Nate Allen . . . Beisler was a first round draft choice of the Philadelphia Eagles in 1966 as a defensive lineman, having played defensive end at Indiana . . . Played three years for the Eagles before being traded to the 49ers in 1969 for George Mira . . . The 49ers switched him to offense where he played both guard and tackle . . . He earned a starting guard slot in 1970 and helped protect John Brodie when the 49ers won NFC Western Division titles in 1970-71-72 . . . Following his college career, Beisler played in the North-South Game, Senior Bowl and College All-Star Game . . . He is part owner of a health and conditioning spa in Palo Alto, Calif., and also holds a California real estate license . . . Avid tennis player . . . Married, wife Judy, two children.

LARRY BRUNSON

Wide Receiver Ht: 5-11 Wt: 180

How Acquired: Free Agent

College: Colorado

NFL Experience: 4

Birthdate: August 11, 1949

Birthplace: Little Rock, Arkansas

Residence: Denver, Colorado



Brunson's 33 receptions in 1976 led Chiefs wide receivers as he continues to progress year-to-year . . . His best day last season was a six-catch, 106-yard performance at Buffalo, followed by five receptions for 98 yards at Washington . . . He scored only one touchdown, but it was one of the biggest in Chiefs history . . . Brunson was on the receiving end of a 37-yard "flea-flicker" from Mike Livingston that beat the Redskins, 33-30, in the final minute for Kansas City's first victory of the year . . . Started all 14 games and caught passes in 12 . . .

His longest reception was 57 yards (also the team's longest) at San Diego . . . He was the Chiefs leading punt returner and set a new club record with 31 for the season that covered 387 yards . . . That was good for a fifth-place NFL finish, fourth in the AFC . . . With 51 career punt returns, Brunson is fifth on the Chiefs all-time list . . . He is only six away from undisputed second position, however . . . His longest punt return covered 48 yards at Tampa Bay and he narrowly missed a touchdown when tackled on the Buccaneers' 4-yard line . . . Brunson's best-ever individual showing as a pass receiver came in his rookie year, 1974, when he caught eight passes for 184 yards, including an 84-yard scoring pass from Len Dawson . . . That is the fifth longest in Kansas City history . . . He made the Chiefs on his third try in the NFL . . . Originally an 11th round draft choice of Denver in 1972, Brunson was cut by the Broncos and failed again with New England the following season before finding employment in Kansas City . . . Probably cinched a berth in a '74 preseason game at Los Angeles when he returned kick-offs for 81 and 41 yards and also scored a touchdown on a 66-yard pass play . . . Ran track as a collegian, where one of his teammates was Oakland sprinter Cliff Branch . . . Married, wife Susie, three children.

PASS RECEIVING					
Year	No.	Yards	Avg.	LG	TD
1974 Kansas City	22	374	17.0	84	2
1975 Kansas City	23	398	17.3	36	2
1976 Kansas City	33	656	19.9	57	1
Totals	78	1428	18.3	84	5

PUNT RETURNS					
Year	No.	Yards	Avg.	LG	TD
1974 Kansas City	19	110	5.8	29	0
1975 Kansas City	1	4	4.0	4	0
1976 Kansas City	31	387	12.5	48	0
Totals	51	501	9.8	48	0

KICKOFF RETURNS					
Year	No.	Yards	Avg.	LG	TD
1974 Kansas City	12	280	23.3	57	0
Totals	12	280	23.3	57	0

TIM COLLIER

Cornerback Ht: 5-11½ Wt: 166

How Acquired: Draft (No. 9-1976)

College: East Texas State

NFL Experience: 2

Birthdate: May 31, 1954

Birthplace: Dallas, Texas

Residence: Dallas, Texas



Collier spent the majority of his rookie season backing up both at left and right corner . . . He started two early-season games, vs. Oakland and New Orleans, when Kerry Reardon switched to safety in place of the injured Tim Gray . . . Intercepted two passes, one against the Raiders for a return of 10 yards, the other against Cleveland in the final contest of the season . . . Intercepted a total of nine passes in three varsity seasons at East Texas State, where he played both corner and safety . . . Earned first-team all-Lone Star Conference honors in 1973-74-75 . . . Ran track at ETSU with a 9.4 100 to his credit . . . Collier was used in college in both punt and kickoff return capacities, played primarily on special teams with the Chiefs, but had no return figures . . . Single.

INTERCEPTIONS					
Year	No.	Yards	Avg.	LG	TD
1976 Kansas City	2	10	5.0	10	0
Totals	2	10	5.0	10	0

TOM CONDON

Guard Ht: 6-3 Wt: 240

How Acquired: Draft (No. 10-1974)
College: Boston College
NFL Experience: 4
Birthdate: October 26, 1952
Birthplace: Derby, Connecticut
Residence: Brighton, Massachusetts



One of the reasons for the emergence of the Chiefs offensive line in 1976 was the improved play of Tom Condon . . . He started in 13 of 14 games after coming back from a knee injury that sidelined him the second half of the '75 season . . . Condon was one of the most consistent performers gradewise the past two seasons . . . After spending all of his rookie year on special teams, he earned a starting right guard slot in '75, only to injure his knee against Pittsburgh that required surgery . . . He came to Boston College without a scholarship, but added 30 pounds to a 190-pound frame by his sophomore year and won a starting guard position . . . Played regularly at BC from the middle of his first varsity season . . . A consistent dean's list scholar as an undergraduate, Condon spent the off-season in law school at the University of Baltimore . . . Majored in sociology and philosophy while at BC . . . Married, wife Virginia.

JIMBO ELROD

Linebacker Ht: 6-0 Wt: 209

How Acquired: Draft (No. 5b-1976)
College: Oklahoma
NFL Experience: 2
Birthdate: May 25, 1954
Birthplace: Memphis, Tennessee
Residence: Norman, Oklahoma



Elrod's rookie season was curtailed rather abruptly when a locker room accident resulted in a shoulder separation . . . He was demonstrating wrestling positions with Willie Lanier when Lanier accidentally fell onto Elrod's shoulder . . . Surgery was necessary, but Elrod should be 100% when training camp starts . . . He played six games overall and started in three . . . A very aggressive player who, says his coach Paul Wiggin, has an overwhelming compulsion to get where the football is . . . Starred at defensive end for the 1975 national champion Sooners, but made the successful switch to linebacker in the pros . . . Oklahoma coaches had considered moving him there before his senior season . . . A first team All-America selection by both AP and UPI in 1975, Elrod led Oklahoma with 20 sacks for 88 yards in losses . . . He also recovered three fumbles and was third in total tackles behind Leroy and Dewey Selmon . . . Quickness and his aggressive nature are his biggest assets, helping compensate for lack of great size . . . Wrestled as a freshman and sophomore and Elrod credits the experience with helping his speed and quickness . . . A three-year letterman at Oklahoma, during which time the Sooners were national champions on two occasions (1973 and '75) . . . The Chiefs drafted him on a supplemental fifth round pick obtained from Houston . . . Majored in arts and sciences . . . Interests include hunting and fishing . . . Single.

INTERCEPTIONS

Year	No.	Yards	Avg.	LG	TD
1976 Kansas City	1	3	3.0	3	0
Totals	1	3	3.0	3	0



LAWRENCE ESTES

Defensive End/Tackle Ht: 6-6 Wt: 250

How Acquired: Free Agent

College: Alcorn A&M

NFL Experience: 6

Birthdate: December 9, 1946

Birthplace: Louisville, Mississippi

Residence: Amory, Mississippi

Estes led the Chiefs in quarterback sacks with 5½ although he did not see fulltime duty . . . Played in all 14 games, but started in only three . . . Estes played mainly at the end position as he, Bob Maddox and John Lohmeyer shuttled in and out of the tackle and end slots . . . Estes joined the Chiefs for the final four games of the 1975 season following the collapse of the World Football League . . . He had signed with Southern California of the WFL in '74, was traded to the New York Stars, then went to Birmingham early in the season . . . He was a member of the only WFL championship team . . . Estes's NFL career got under way as an eighth round draft choice of New Orleans in 1970 . . . He played with the Saints through '71, when he was released and picked up by Philadelphia . . . Let go by the Eagles during '73 preseason and did not play the rest of that year . . . A player who, in the Chiefs defensive scheme, controls his area well . . . Named to the all-SWAC team in college, plus some All-America squads . . . Majored in health and physical education . . . Married, wife Joyce, one child.



CHARLIE GETTY

Guard Ht: 6-4 Wt: 260

How Acquired: Draft (No. 2-1974)

College: Penn State

NFL Experience: 4

Birthdate: July 24, 1952

Birthplace: Paterson, New Jersey

Residence: Raytown, Missouri

A successful position switch from tackle to guard by Getty in the third game of the regular season gave Kansas City's offensive line the best cohesion it has had to date . . . A starter at left tackle since his rookie year, Getty moved to left guard, thus making room for Matt Herkenhoff at tackle . . . Getty has now started 42 consecutive games in the offensive line . . . His continued development, along with that of Herkenhoff, Tom Condon and Jim Nicholson, was a definite factor in the Chiefs offensive success a year ago . . . Following his first year, Getty was named to the NFL's all-rookie team . . . A two-year starter under Joe Paterno at Penn State, he played right tackle in three consecutive Nittany Lions bowl appearances (Cotton in 1972, Sugar in '73 and Orange in '74) . . . Also an outstanding collegiate wrestler, finishing fifth in the '73 NCAA championships, his first year at the collegiate level . . . Improved to third in '74 competition . . . Played offensive and defensive tackle at Pompton Lakes (N.J.) High School, where he also competed on the track and wrestling teams . . . Maintained a 3.2 average as a physical education-recreation major at Penn State . . . Getty is very active in the Fellowship of Christian Athletes and spends numerous hours speaking on behalf of church groups in the greater Kansas City area . . . Married, wife Carol.

TIM GRAY

Safety Ht: 6-1 Wt: 200

How Acquired: Trade (Marvin Upshaw and Mike Sensibaugh to St. Louis-1976)

College: Texas A&M

NFL Experience: 3

Birthdate: November 11, 1952

Birthplace: Houston, Texas

Residence: Kansas City, Missouri



One of the top trade acquisitions of the Paul Wiggin era, Gray came over from St. Louis and immediately won the strong safety slot vacated by Jim Kearney . . . A knee strain suffered in the preseason, however, delayed his first regular season start until the season's fourth week . . . Played in 12 games overall, starting in 11 . . . The St. Louis Cardinals first draft choice in 1975, Gray played mostly on special teams with the Cardinals, but was one of the leading performers on those units . . . He and Gary Barbaro quickly teamed up at safety and earned reputations as hard-hitting defenders and the anchors of the Chiefs rebuilding secondary . . . The Cardinals had him playing backup corner to Roger Wehrli and the now-departed Norm Thompson, but Chiefs secondary coach Tom Bettis slated him at Kearney's old position from the moment he was obtained by Kansas City . . . Finished second on the club in interceptions (to Kerry Reardon) with four for 19 yards . . . His longest interception return, 11 yards, came against the Steelers at Arrowhead . . . Gray was a consensus all-Southwest Conference selection and a second team All-America choice by Newspaper Enterprise Assn. as a senior at Texas A&M . . . Started two years for the Aggies after transferring from Navarro (Tex.) Junior College . . . Majored in physical education . . . Married, wife Beverly, two children.

INTERCEPTIONS					
Year	No.	Yards	Avg.	LG	TD
1976 Kansas City	4	19	4.8	11	0
Totals	4	19	4.8	11	0

KICKOFF RETURNS					
Year	No.	Yards	Avg.	LG	TD
1975 St. Louis	1	20	20.0	20	0
Totals	1	20	20.0	20	0

WOODY GREEN

Running Back Ht: 6-1 Wt: 205

How Acquired: Draft (No. 1-1974)

College: Arizona State

NFL Experience: 4

Birthdate: June 20, 1951

Birthplace: Warren, Arkansas

Residence: Portland, Oregon



A succession of injuries has prevented Green from reaching the stardom predicted for him when Kansas City made him its first draft choice three years ago . . . He started the first six games of 1976 before a knee injury at Miami that required surgery sidelined him for the balance of the season . . . His top outing last year was a 20-carry, 82-yard performance against New Orleans . . . Though he has never enjoyed a complete, injury-free season, Green nonetheless led the Chiefs in rushing in both 1974 and '75 . . . Gained 611 yards on 167 carries in '75 to go along with 509 on 135 carries as a rookie . . . Green's best day rushing came in his first season, 146 yards on 23 carries at San Diego . . . He also had a 114-yard effort at Denver . . . In '75, he rushed for 135 yards on 19 carries in Kansas City's overtime win against Detroit . . . His 42-yard run in that contest set up Jan Stenerud's winning field goal . . . MacArthur Lane also rushed for over 100 yards that day, marking the second time in Texans/Chiefs history two runners went over the century figure in the same game . . . Abner Haynes and Jack Spikes first accomplished the feat vs. Houston in 1961 at Dallas . . . Green's four 100-plus days are fourth best in team history behind Haynes (12), Mike Garrett and Ed Podolak (7 each) . . . Green played in 10 of 14 games as a rookie, 12 of 14 in 1975 and six a year ago . . . Missed the first two and last two regular season games in '74 with an old collarbone injury that was corrected by surgery . . . A dislocated knee knocked him out of two '75 contests . . . His longest career pass reception came in '74, a 69-yard touchdown from Len Dawson at San Diego . . . His teammates voted him the Mack Lee Hill trophy in '74, awarded annually to the team's outstanding rookie . . . Green was the 16th player selected in the first round of the 1974 draft

... A two-time All-America at Arizona State ... Rushed for 3,806 yards in three varsity seasons ... His best year was as a junior, 209 carries for 1,382 yards and 15 touchdowns ... Played in 10 of 11 games as a senior, and rushed for 1,182 yards and nine touchdowns ... Scored 33 touchdowns overall ... Played in two Fiesta Bowl games for the Sun Devils ... Scored four touchdowns against Missouri in the '72 contest ... Majored in social welfare ... Married, wife Karen, three children.

RUSHING					
Year	TCB	Yards	Avg.	LG	TD
1974 Kansas City	135	509	3.8	43	3
1975 Kansas City	167	611	3.7	42	5
1976 Kansas City	73	322	4.4	27	1
Totals	375	1442	3.8	43	9

PASS RECEIVING					
Year	No.	Yards	Avg.	LG	TD
1974 Kansas City	26	247	9.5	69	1
1975 Kansas City	23	215	9.3	28	1
1976 Kansas City	9	100	11.1	31	0
Totals	58	562	9.7	69	2

PUNT RETURNS					
Year	No.	Yards	Avg.	LG	TD
1974 Kansas City	5	21	4.2	8	0
Totals	5	21	4.2	8	0

KICKOFF RETURNS					
Year	No.	Yards	Avg.	LG	TD
1974 Kansas City	1	16	16.0	16	0
1975 Kansas City	16	343	21.4	50	0
1976 Kansas City	3	82	27.3	30	0
Totals	20	441	22.1	50	0

GLYNN HARRISON

Running Back Ht: 5-11 Wt: 191

How Acquired: Waivers (from San Diego)

College: Georgia

NFL Experience: 2

Birthdate: May 25, 1954

Birthplace: Atlanta, Georgia

Residence: Athens, Georgia



A ninth round draft choice of San Diego in 1976, Harrison was waived to the Chiefs during training camp ... He made a noticeable impression with his kick return abilities, but Kansas City had to let him go on the final cutdown prior to opening day ... When injuries struck in the offensive backfield, however, the Chiefs re-signed him as a free agent at midseason ... The major share of Harrison's work came on the kickoff return unit, where he returned 13 kicks for 278 yards and a 21.4 average ... His long of 35 came against Cincinnati at Arrowhead ... During the preseason, Harrison returned a punt 62 yards for a touchdown against Detroit ... In overall preseason figures, Harrison had 17 punt returns for 230 yards and a 13.5 average, nine kickoff returns for 179 yards and a 19.9 mark ... Late in the regular season he was used in the backfield and carried 16 times for 41 yards with a long of seven ... Harrison earned all-Southeastern Conference recognition from both Associated Press and United Press International in 1974 and '75 ... Set a Georgia career rushing record with 2,026 yards and a 6.4 average ... Carried for 894 yards as a junior, 959 as a senior ... Played in the Cotton, Tangerine and Peach Bowls with the Bulldogs ... Earned second team Academic All-America honors while majoring in political science ... Interests include golf and tennis ... Single.

RUSHING					
Year	TCB	Yards	Avg.	LG	TD
1976 Kansas City	16	41	2.6	7	0
Totals	16	41	2.6	7	0

PASS RECEIVING					
Year	No.	Yards	Avg.	LG	TD
1976 Kansas City	1	12	12.0	12	0
Totals	1	12	12.0	12	0

KICKOFF RETURNS					
Year	No.	Yards	Avg.	LG	TD
1976 Kansas City	13	278	21.4	35	0
Totals	13	278	21.4	35	0

MATT HERKENHOFF

Tackle Ht: 6-4 Wt: 255

How Acquired: Draft (No. 4-1974)

College: Minnesota

NFL Experience: 2

Birthdate: April 12, 1951

Birthplace: Melrose, Minnesota

Residence: Bloomington, Minnesota



Herkenhoff became a starter at left tackle in the third game of the 1976 season and quickly developed into one of the team's most dependable linemen . . . To get him into the regular lineup, Charlie Getty made a position switch from tackle to guard . . . Herkenhoff spent all of 1975 on the injured reserve list, having suffered an ankle injury during the preseason . . . He was drafted in the fourth round by Kansas City in 1974, but elected to play with the New York Stars (nee Charlotte Hornets) of the late World Football League . . . A two-year starter at left tackle for Minnesota, Herkenhoff was voted the Gophers most valuable offensive player at the conclusion of the 1973 season . . . Earned honorable mention honors in all-Big Ten balloting . . . Played tight end in high school . . . Majored in sociology and spent the off-season working with Volunteers of America in Minneapolis . . . Single.

MAC ARTHUR LANE

Running Back Ht: 6-1 Wt: 220

How Acquired: Trade (Draft choice to Green Bay-1975)

College: Utah State

NFL Experience: 10

Birthdate: March 16, 1942

Birthplace: Oakland, California

Residence: Oakland, California



With a personal-high 66 pass receptions that led the National Football League, Lane enjoyed one of his best seasons in nine as a professional . . . The reception total is second in Chiefs history, bettered only by Chris Burford's 68 in 1962 . . . Lane's previous pass receiving high had been 34 at Green Bay in 1974 . . . His '76 total was the most in the NFL since Lydell Mitchell of Baltimore caught 72 in 1974 . . . His 248 career receptions are seventh in the AFC behind Fred Biletnikoff (536), Paul Warfield (409), Gary Garrison (404), Bob Trumpy (280), Haven Moses (277) and Chiefs teammate Ed Podolak (256) . . . Podolak and Lane are numbers one and two among active running back pass receivers in the NFL . . . Lane's best '76 pass catching efforts came against Denver, seven receptions in each of two games . . . He also had six against San Diego on two occasions, six against Oakland and Cleveland, and four receptions in each of seven other contests . . . Lane also led the Chiefs in rushing with 542 yards . . . His 4,300 career rushing yards rank sixth among active AFC rushers and he could move as high as third or fourth this year . . . Ahead of him are Altie Taylor (4,308), Lydell Mitchell (4,328), Marv Hubbard (4,394), Franco Harris

(5,133) and O.J. Simpson (9,626) . . . His high game rushing in 1976 came against Denver at Arrowhead, 67 yards on 17 carries . . . He also had a 60-yard output at Washington . . . The Chiefs obtained Lane from the Packers prior to the opening of '75 training camp for a third round 1976 draft choice . . . He was injured in a preseason game against his old teammates, thus his Chiefs regular season debut was delayed until the season's fifth game . . . His high game rushing in a Kansas City uniform came against Detroit in 1975 when both he and Woody Green cracked the 100-yard barrier against the Lions . . . Lane carried for 108 yards which included a 39-yard run, his longest since 1972 . . . Stayed injury-free in 1976, starting all 14 games, though bruised ribs in the Pittsburgh game forced him to miss most of one half . . . Lane began his NFL career as a number one draft choice of the St. Louis Cardinals in 1968 . . . Played four seasons in St. Louis before Green Bay traded for him in exchange for Donny Anderson, who'd been a number one for the Packers . . . His top rushing year was 1970 at St. Louis, 977 yards on 206 carries . . . Scored 11 touchdowns that season, including one scoring run of 75 yards, and was the third-leading NFC rusher . . . Carried for 146 yards against Washington in '70, his best output ever . . . Lane led Green Bay in receiving two of his three seasons with the Packers, 1972 and '73 . . . An excellent blocker, Lane opened many of the holes for John Brockington when Brockington had 1,000-yard rushing seasons those same two years . . . An Oakland resident through all his 34 years, Lane attended Merritt Junior College there prior to transferring to Utah State . . . Began college career as a linebacker, but was switched to running back his junior year . . . Attends to several business interests in Oakland during the off-season . . . Married, wife Edna, three children.

Year	RUSHING				
	TCB	Yards	Avg.	LG	TD
1968 St. Louis	23	74	3.2	11	0
1969 St. Louis	25	93	3.7	13	1
1970 St. Louis	206	977	4.7	75	11
1971 St. Louis	150	592	3.9	40	3
1972 Green Bay	177	821	4.6	41	3
1973 Green Bay	170	528	3.1	20	1
1974 Green Bay	137	362	2.6	20	3
1975 Kansas City	79	311	3.9	39	2
1976 Kansas City	162	542	3.3	20	5
Totals	1129	4300	3.8	75	29

Year	PASS RECEIVING				
	No.	Yards	Avg.	LG	TD
1969 St. Louis	9	61	6.8	14	0
1970 St. Louis	32	365	11.4	78	2
1971 St. Louis	29	298	10.2	34	0
1972 Green Bay	26	285	11.0	49	0
1973 Green Bay	27	255	9.1	30	1
1974 Green Bay	34	315	9.3	68	3
1975 Kansas City	25	202	8.1	32	0
1976 Kansas City	66	686	10.4	44	1
Totals	248	2467	9.9	78	7

WILLIE LANIER

Linebacker Ht: 6-1 Wt: 245

How Acquired: Draft (No. 2-1967)

College: Morgan State

NFL Experience: 11

Birthdate: August 21, 1945

Birthplace: Clover, Virginia

Residence: Midlothian, Virginia



- By Willie Lanier standards, 1976 was not one of his better years; it would have been a satisfactory season for most others at his position . . . Lanier missed going to the AFC-NFC Pro Bowl for the first time in seven seasons, but will return this year as one of the veteran hands in a largely rebuilt, youth-oriented defense . . . His skills, though, are still

most evident and he devoted much of last year imparting that knowledge to his understudy, Jimbo Elrod . . . Lanier started 11 games, giving way to Elrod in the other three . . . He intercepted three passes, running his career total to 27 . . . That puts him in fourth place on the Chiefs all-time list and he is now the leading interceptor among linebackers, having passed Bobby Bell who retired with 26 . . . His interception high was 1975, when he picked off five, including a 61-yard theft of a Ken Stabler pass against Oakland . . . That was the second longest interception for him, the best being a 75-yard touchdown vs. San Diego in 1968, the fourth longest return in club history . . . Lanier is now in the final year of a three-season agreement with the Chiefs . . . He ended a brief retirement during the spring of 1975 . . . Prior to the '74 season, Lanier had announced his intention to leave football to pursue a business career with the Philip Morris tobacco company . . . Philip Morris subsequently granted him a leave of absence to continue playing with the Chiefs . . . After living in the Kansas City area for many years, Lanier recently moved his family to Virginia to be closer to his business interests . . . With 27 interceptions in 10 seasons, Lanier currently ranks in a seventh-place tie among active AFC interceptors . . . He was voted the most valuable defensive player in the 1971 Pro Bowl . . . He was selected the NFL Man of the Year in 1972 as the outstanding pro football citizen-athlete by vote of the nation's fans . . . Became the first Chief to win the award, then Len Dawson earned it the following year . . . Five \$5,000 scholarships were given to area high school students in his name as a result of the honor . . . Lanier earned the starting middle linebacker's job four games into his rookie season and, save for some injuries here and there, has held it for the past decade . . . Majored in business administration . . . Married, wife Cheryl, two children.

Year	INTERCEPTIONS				
	No.	Yards	Avg.	LG	TD
1968 Kansas City	4	120	30.0	75	1
1969 Kansas City	4	70	17.5	44	1
1970 Kansas City	2	2	1.0	2	0
1971 Kansas City	2	38	19.0	21	0
1972 Kansas City	2	2	1.0	2	0
1973 Kansas City	3	47	15.7	29	1
1974 Kansas City	2	28	14.0	14	0
1975 Kansas City	5	105	21.0	61	0
1976 Kansas City	3	28	9.3	14	0
Totals	27	440	16.3	75	2

WILLIE LEE

Defensive Tackle **Ht: 6-4½** **Wt: 249**

How Acquired: Draft (No. 5a-1976)

College: Bethune-Cookman

NFL Experience: 2

Birthdate: July 13, 1950

Birthplace: Daytona Beach, Florida

Residence: Daytona Beach, Florida



Lee was employed mainly in reserve situations his rookie season, though he did start three games and appeared in all 14 overall . . . Finished the year with one quarterback sack . . . Something of an "old" rookie at age 26, Lee played three years of service football prior to his experience at Bethune-Cookman . . . Very strong in the upper body, his needs at this point are the craftiness and know-how that come with playing on a regular basis . . . Single.



MIKE LIVINGSTON

Quarterback Ht: 6-4 Wt: 211

How Acquired: Draft (No. 2-1968)

College: Southern Methodist

NFL Experience: 10

Birthdate: November 14, 1945

Birthplace: Dallas, Texas

Residence: Grandview, Missouri

Livingston silenced all doubts as to his ability with a performance last season that earned him his teammates vote as the Chiefs most valuable player . . . The catalyst of an offense that ranked seventh in the National Football League and third in the AFC, Livingston was the 10th-rated passer with 189 completions in 338 attempts for 2,682 yards, a .559 percentage average and 12 touchdowns . . . His yardage figure was the third highest in Kansas City history . . . Livingston's best day ever came in the Chiefs come-from-behind win at Washington . . . He completed 15-of-29 for 332 yards and two touchdowns, including a 37-yard "flea-flicker" pass to Larry Brunson that won the game with less than a minute to play . . . Livingston was the fifth-ranked passer in the AFC last year . . . Other 1976 highlights included a 20-of-33, 267-yard outing in Kansas City's overtime win at Miami and a 22-of-33, 290-yard, one touchdown performance against Denver at Arrowhead . . . Although he appeared in all 14 games, Livingston gave way to temporary injury on two occasions . . . He dislocated the index finger on his throwing hand at Buffalo, but rebounded the following week against the Redskins . . . Then, in the seasons finale vs. Cleveland, he suffered a separated shoulder that has repaired itself in the off-season . . . After seven years in the shadows as Len Dawson's backup, Livingston claimed the number one job for himself in 1975 . . . Winning the job in training camp, Livingston was injured in the season opener, a separated sternum that kept him out of two games . . . He returned in time to lead the Chiefs 42-10 rout of Oakland at Arrowhead, Paul Wiggin's first victory as head coach . . . Livingston then led the Chiefs to four victories in six games before he injured the cruciate ligament in his left knee at Pittsburgh, requiring surgery that sidelined him for the balance of the season . . . Nonetheless, he finished 1975 as the seventh rated passer in the AFC, completing 88 of 176 attempts for 1,245 yards and eight touchdowns . . . He led the team in passing in 1973 with 75 completions in 145 attempts for 916 yards and six touchdowns . . . That was good for a number seven ranking in the AFC . . . Livingston first came to prominence as Dawson's backup in the 1969 Super Bowl season . . . When Dawson was injured in the second game of that year, Livingston engineered six consecutive victories after an initial loss to Cincinnati . . . He started two games in 1972 and produced victories over Denver and Cincinnati before giving way to a pulled leg muscle . . . Ranks second to Dawson in career touchdown passes, 41, and has thrown three in one game on two occasions . . . In '69 relief of Dawson, he was the AFL's fourth-rated passer . . . Livingston set a Chiefs record for the longest pass play in the team's history, 93 yards, vs. Miami in 1969 . . . His longest effort last year was a 57-yarder to Brunson . . . In '75, he hooked up with Walter White for a 69-yard touchdown in the season opener . . . Most adept as a runner, Livingston on two occasions has had the club's longest run from scrimmage in a season . . . He had a 51-yard jaunt in 1972 then a 28-yard advance the following year . . . Ran for two touchdowns last year to give him five for a career in which he's carried for 551 yards on 112 attempts . . . Ranks behind Dawson in career attempts (1,089), completions (566), yards gained passing (7,430), touchdown passes (41) and interceptions (51) . . . His 189 completions in '76 are fourth best in Kansas City history . . . Livingston broke most of Don Meredith's passing records at SMU . . . Works for a pipe manufacturing firm in the Kansas City area during the off-season . . . Also devotes much of his off-season time to golf and plays regularly in tournament competition, including the Kansas and Missouri amateurs . . . Married, wife Pat, three children.

PASSING

Year	Att.	Comp.	Yds.	Pct.	Avg.			LG
					Att.	TD	Int.	
1969 Kansas City	161	84	1123	.522	6.6	4	8	93
1970 Kansas City	22	11	122	.500	5.5	0	1	31
1971 Kansas City	28	12	130	.429	4.6	0	0	36
1972 Kansas City	78	41	480	.526	6.2	7	8	36
1973 Kansas City	145	75	916	.517	6.3	6	7	48
1974 Kansas City	141	66	732	.468	5.2	4	10	48
1975 Kansas City	176	88	1245	.500	7.1	8	6	69
1976 Kansas City	338	189	2682	.559	7.9	12	13	57
Totals	1089	566	7430	.520	6.8	41	51	93

RUSHING

Year	TCB	Yards	Avg.	LG	TD
1970 Kansas City	6	26	4.3	16	0
1971 Kansas City	5	11	2.2	3	0
1972 Kansas City	14	133	9.5	51	0
1973 Kansas City	19	94	4.9	24	2
1974 Kansas City	9	28	3.1	9	0
1975 Kansas City	13	68	5.2	28	1
1976 Kansas City	31	89	2.9	19	2
Totals	112	551	4.9	51	5

JOHN LOHMEYER

Defensive End Ht: 6-4 Wt: 229

How Acquired: Draft (No. 4a-1973)

College: Emporia State

NFL Experience: 4

Birthdate: January 15, 1951

Birthplace: Emporia, Kansas

Residence: Emporia, Kansas



Lohmeyer started 10 games at both tackle and end in the Chiefs defensive line, played in 13 overall, and for the first time in his young career was able to avoid injury for most of a season . . . He did incur a strained knee in the next-to-last game against Denver and spent much of the off-season getting it back in condition . . . Despite missing seven games in 1975 because of a shoulder ailment, it was nonetheless a rewarding and pivotal season for Lohmeyer and he added to that foundation last year . . . He missed the entire 1974 season recovering from a near-crippling neck injury that took place late in the '73 season . . . That mishap occurred in a kickoff situation against Cleveland at Arrowhead . . . Prior to the injury, he had enjoyed a promising rookie season that saw him become a steady performer on the special teams . . . Registered four sacks in '76 to rank behind leader Lawrence Estes (5½) in that category . . . Had one the previous year . . . In Chiefs '73 win over Houston, Lohmeyer forced a fumble, recovered it on the run and went 19 yards for a touchdown to cap a 38-14 victory . . . A two-time all-Great Plains Athletic Conference selection as a defensive lineman at nearby Emporia (Ks.) State . . . Named NAIA All-America his senior year . . . Earned his master's degree in education from Emporia State during the off-season . . . Married, wife Lynn.

JIM LYNCH

Linebacker Ht: 6-1 Wt: 225

How Acquired: Draft (No. 2-1967)

College: Notre Dame

NFL Experience: 11

Birthdate: August 28, 1945

Birthplace: Lima, Ohio

Residence: Kansas City, Missouri



Consistent as he is durable, Lynch completed his ninth season as the club's right linebacker and has never missed a game in 10 years . . . His string now numbers 140 games in succession . . . Intercepted two passes in 1976, his first thefts since '73 . . . His fourth-quarter steal at Washington stalled a Redskins drive in a game the Chiefs later won in the last minute . . . Lynch's other interception came in the season finale vs. Cleveland . . . Played two games in 1972 and '73 in the middle when Willie Lanier was injured . . . Captained Notre Dame's 1966 national championship team that included such future NFL players as Alan Page, Rocky Bleier, George Kunz, Bob Kuechenberg, Terry Hanratty, Nick Eddy and Pete Duranko . . . Twenty of the 22 starters on that club were drafted by the pros . . . Lynch won the Maxwell Trophy as a senior, awarded to the nation's outstanding defensive player . . . Made Newspaper Enterprise Assn. all-league team in 1968 and played in the AFL All-Star Game in '69 . . . Majored in sociology . . . A partner with D. Thomas and Associates, a food brokerage firm in Kansas City, during off-season . . . Active in several fund-raising and charity ventures . . . Married, wife Georgia, two children.

Year	INTERCEPTIONS				
	No.	Yards	Avg.	LG	TD
1967 Kansas City	1	26	26.0	26	0
1968 Kansas City	3	73	24.3	51	1
1969 Kansas City	3	18	6.0	14	0
1970 Kansas City	3	40	13.3	27	0
1971 Kansas City	1	10	10.0	10	0
1973 Kansas City	1	9	9.0	9	0
1976 Kansas City	2	7	3.5	7	0
Totals	14	183	13.1	51	1



BOB MADDOX

Defensive End Ht: 6-5 Wt: 249

How Acquired: Free Agent

College: Frostburg State

NFL Experience: 4

Birthdate: May 2, 1949

Birthplace: Braddock Heights, Maryland

Residence: Kansas City, Missouri

Maddox goes into 1977 hopeful of avoiding the knee problems that have plagued him over the past two years . . . After joining the Chiefs once the '75 regular season opened, he played well until struck down by torn ligaments and cartilage in midseason at Pittsburgh . . . The subsequent surgery sidelined him for the balance of that campaign and, despite a vigorous off-season conditioning program, his return to active duty was delayed until the sixth week of the '76 regular season . . . Once he returned, however, he made a vast improvement in the club's pass rush . . . Finished in a second-place tie with John Lohmeyer in sacks with four . . . Maddox joined Kansas City after the third game of the 1975 season . . . His pro career began with the Cincinnati Bengals as that team's seventh round draft choice in 1973 . . . Played mostly on special teams with the Bengals in '73 and '74 . . . Highlight of his pro career occurred when he blocked a Jerrel Wilson punt and recovered for a touchdown against the Chiefs in '74 . . . Played both defensive end and tackle last season, but is projected as an end for this year . . . Has a total of six sacks in two years with Kansas City . . . Raised over \$1,000 in personal pledges for his participation in the March of Dimes Walkathon, a 30-mile event he completed in just over three hours . . . Active in numerous charitable and educational pursuits in the off-season . . . Single.



HENRY MARSHALL

Wide Receiver Ht: 6-2 Wt: 205

How Acquired: Draft (No. 3d-1976)

College: Missouri

NFL Experience: 2

Birthdate: August 9, 1954

Birthplace: Douglass, Georgia

Residence: Columbia, Missouri

No. 89—for years the numeral that meant Otis Taylor—was worn by Marshall last year with the same dynamic results that were the trademark of his predecessor . . . Marshall started all 14 games in a season that saw him finish fourth on the club in receiving with 28 receptions for 443 yards and two touchdowns . . . Caught four passes on two occasions, vs. New Orleans and Denver, and had three in each of four other contests . . . Marshall also turned in the Chiefs longest run of the season when he went 59 yards in the rain at Miami on an end-around reverse that pulled the Chiefs in front of the Dolphins late in a game Kansas City later won in overtime . . . Carried only five times, but had 101 rushing yards, fifth on the club . . . Caught two touchdown passes, one of 20 yards from Mike Livingston against New Orleans, and a 31-yard toss, his longest of the season, from Tony Adams at Buffalo . . . Marshall came to the Chiefs on a third round pick obtained from Houston in the Curley Culp trade . . . His outstanding senior season at Missouri more than offset a mediocre junior year, when he caught five passes for 62 yards and a touchdown . . . His senior year figures in 1975 read: 44 receptions, 945 yards and nine touchdowns with a long of 75 yards . . . Possesses a smooth, fluid stride and longtime Chiefs watchers believe Marshall runs much like Taylor in his prime . . . Earned honorable mention All-America honors in 1975 from both Associated Press and United Press International . . . American Football Coaches Assn. and NEA both placed him on their first-team All-America squads . . . Participated in Blue-Gray and Hula Bowl games following his senior season . . . Returned to Missouri this past off-season to complete work on his economics degree . . . Single.

PASS RECEIVING					
Year	No.	Yards	Avg.	LG	TD
1976 Kansas City	28	443	15.8	31	2
Totals	28	443	15.8	31	2

RUSHING					
Year	TCB	Yards	Avg.	LG	TD
1976 Kansas City	5	101	20.2	59	1
Totals	5	101	20.2	59	1



BILLY MASTERS

Tight End Ht: 6-5 Wt: 240

How Acquired: Past Considerations (from Denver)

College: Louisiana State

NFL Experience: 11

Birthdate: March 15, 1944

Birthplace: Grayson, Louisiana

Residence: Wheat Ridge, Colorado

Together with Walter White, Masters helps give the Chiefs one of the best tight end tandems in the National Football League . . . Despite a recurring back problem that required off-season surgery for removal of a disc, Masters caught 18 passes last year for 269 yards and three touchdowns . . . The injury forced him out of the season's final four games . . . Caught four passes for 79 yards and a score in the season opener vs. San Diego and four for 41 against Denver . . . Masters returned to the team that originally drafted him during 1975 training camp . . . He was the Chiefs third round draft choice in 1967, though he

was traded that year to the Buffalo Bills . . . Played three seasons with the Bills, during which he had his finest year, 33 catches for 387 yards and one touchdown, in 1969 . . . Traded to Denver in 1970, he played two full years in 1971 and '72 prior to the entrance and development of all-pro Riley Odoms with the Broncos . . . His '75 effort with the Chiefs was one of his best, 24 catches for 314 yards and three touchdowns . . . Worked for Riss International trucking firm during the off-season . . . Interests include golf . . . Married, wife Georgia, two children.

Year	PASS RECEIVING				
	No.	Yards	Avg.	LG	TD
1967 Buffalo	20	274	13.7	28	2
1968 Buffalo	8	101	12.6	21	0
1969 Buffalo	33	387	11.7	31	1
1970 Denver	9	83	9.2	18	2
1971 Denver	27	382	14.1	25	1
1972 Denver	25	393	15.7	27	3
1973 Denver	5	65	13.0	23	0
1975 Kansas City	24	314	13.1	32	3
1976 Kansas City	18	269	14.9	30	3
Totals	169	2268	13.4	32	15

PAT McNEIL

Running Back Ht: 5-9 Wt: 208

How Acquired: Draft (No. 17-1976)

College: Baylor

NFL Experience: 2

Birthdate: February 28, 1954

Birthplace: Pittsburg, California

Residence: Waco, Texas



The lowest drafted player to make an NFL roster in 1976, McNeil played mainly on special teams last year . . . Rushed eight times for 26 yards and caught two passes for 33 . . . Also returned two kickoffs for 21 yards . . . A short, fireplug type runner much in the same mold as Robert Holmes, who played for the Chiefs in their championship years . . . McNeil was second among Baylor rushers in 1975, his senior year, with 130 carries for 753 yards and two touchdowns . . . It was by far his best season in four, eclipsing his previous high of 459 as a junior . . . Would like to enter coaching when he's finished playing . . . Returned to Baylor this past off-season to begin work on a master's degree . . . Majored in physical education . . . Married, wife Ann.

Year	RUSHING				
	TCB	Yards	Avg.	LG	TD
1976 Kansas City	8	26	3.3	7	0
Totals	8	26	3.3	7	0

Year	PASS RECEIVING				
	No.	Yards	Avg.	LG	TD
1976 Kansas City	2	33	16.5	18	0
Totals	2	33	16.5	18	0

Year	KICKOFF RETURNS				
	No.	Yards	Avg.	LG	TD
1976 Kansas City	2	21	10.5	19	0
Totals	2	21	10.5	19	0



JIM NICHOLSON

Tackle Ht: 6-6 Wt: 275

How Acquired: Trade (Draft choice to Los Angeles-1974)

College: Michigan State

NFL Experience: 4

Birthdate: February 28, 1949

Birthplace: Honolulu, Hawaii

Residence: Kansas City, Missouri

Overcoming the sore knees that plagued him in 1975, Nicholson started all 14 games at right tackle last year . . . One of the team's highest-grading pass blockers, he came to Kansas City in exchange for a fifth round 1975 draft choice from Los Angeles, which had drafted him ninth in 1973 . . . He spent that year on the Rams reserve squad, then was traded to the Chiefs during the '74 preseason . . . When Dave Hill was injured early in the regular season, Nicholson took over his tackle spot and has been there ever since . . . Played guard, tackle and tight end at Michigan State . . . Missed the 1971 college season due to back surgery . . . Played in the Hula Bowl and Blue-Gray all-star games . . . Replaced Jack Rudnay as the Chiefs player representative and made several off-season journeys to Washington, D.C. for meetings that resulted in a collective bargaining agreement between the players and owners . . . Devotes much of his free time to several charitable causes in the Kansas City area . . . Took up golf two years ago and has developed into a fine player in that time . . . Married, wife Janet.

MIKE NOTT

Quarterback Ht: 6-3 Wt: 200

How Acquired: Free Agent

College: Santa Clara

NFL Experience: 2

Birthdate: May 19, 1952

Birthplace: Eureka, California

Residence: Prairie Village, Kansas



Nott's sole 1976 playing time came in the waning moments of the Chiefs 45-0 loss to the Pittsburgh Steelers . . . Under a fierce rush from a Pittsburgh front four that was determined to hand Kansas City its first shutout loss since 1963, Nott completed four of 10 passes for 46 yards . . . One of the completions was a 23-yard attempt to Walter White as the Chiefs struggled unsuccessfully to get on the scoreboard . . . He began the 1975 training period as the seventh—and last—quarterback in camp, but several good outings in scrimmages warranted a further look at his abilities . . . Nott saw action in three of six '76 preseason encounters . . . Completed seven of 17 passes for 100 yards in the summertime opener vs. Houston, then was three-of-11 for 69 yards at San Francisco . . . Played briefly vs. St. Louis, completing four of six attempts for 43 yards . . . Nott's first game appearance ever was against Detroit in the '75 preseason . . . Entering the game in the fourth quarter, his first pass was a screen attempt which the receiver batted into the air and a Lions linebacker picked it off for a touchdown . . . On the next series, Nott threw a 50-yard touchdown pass that pulled the Chiefs to within three points of the eventually-victorious Lions . . . He saw further action that year against Green Bay, but suffered a strained arm on a fumble . . . He was held out the rest of the preseason, then placed on injured reserve for the season . . . Chiefs coaches believe he has outstanding potential, but simply lacks experience . . . Nott played sparingly in three years at Santa Clara, completing 54 of 113 passes for 798 yards and three touchdowns on a run-oriented team . . . His most active year was as a junior, when he was 31-of-64 for 393 yards and a touchdown . . . Santa Clara switched to a wishbone offense when he was a senior, thus Nott was used infrequently and was not drafted . . . Played in 1972-73-74 at Santa Clara after redshirting in '71 . . . He is expected to make a stronger '76 challenge for duty in competition with Mike Livingston and Tony Adams . . . Married, wife Patty.

Year	PASSING				Att.	TD	Int.	LG
	Att.	Comp.	Yards	Pct.				
1976 Kansas City	10	4	46	.400	4.6	0	0	23
Totals	10	4	46	.400	4.6	0	0	23

ORRIN OLSEN

Center Ht: 6-1 Wt: 245

How Acquired: Draft (No. 8-1976)

College: Brigham Young

NFL Experience: 2

Birthdate: July 7, 1953

Birthplace: Logan, Utah

Residence: Kansas City, Missouri



The third Olsen to play in the National Football League, much of Orrin's rookie year was spent on special teams . . . He played capably in that capacity and was usually the first tackler downfield on kickoff coverage . . . Played both center and guard and he will be tested at both positions in training camp . . . A two-year starter at Brigham Young, he's the brother of retired Rams great Merlin and Denver center Phil Olsen . . . Earned all-Western Athletic Conference honors at center after both his junior and senior seasons . . . Was a unanimous choice following BYU's championship 1974 season . . . Olsen was voted the WAC's player of the week that year after a fine performance against Arizona State . . . Began his college career in his brother Merlin's position, defensive tackle, but made the switch to center because his coaches felt he could help the team more at that position . . . Competed in the discus at BYU with a lifetime best of 176'2" . . . Also wrestled in the heavyweight division in high school, when he played as a defensive end and tackle in football . . . Majored in business management . . . Married, wife Sandy, two children.

WHITNEY PAUL

Defensive End Ht: 6-3 Wt: 220

How Acquired: Draft (No. 10-1976)

College: Colorado

NFL Experience: 2

Birthdate: October 8, 1953

Birthplace: Galveston, Texas

Residence: Galveston, Texas



Paul started the 1976 regular season as the 43rd man on a 43-man squad . . . He ended it by starting at left defensive end and is considered one of the club's defensive bright spots for the future . . . His primary asset is quickness, as evidenced in the Chiefs season finale vs. Cleveland when he sacked Browns quarterback Brian Sipe twice and harassed him the rest of the time . . . Paul earned his first start in week seven, vs. Denver at Arrowhead, and opened every game thereafter . . . Played in all 14 overall and was a valuable special teams player as well . . . Finished the year with 3½ sacks, good for third place on the club behind Lawrence Estes (5½), Bob Maddox and John Lohmeyer (4 each) . . . Paul was a two-year starter at Colorado and was one of 10 CU players drafted in 1976 . . . He began his college career as a sophomore tight end but switched to defense his final two seasons . . . Participated in the high jump and shot put in addition to football in high school . . . Also high-jumped in college with a lifetime best of 6-10 . . . Majored in recreation . . . Single.



BARRY PEARSON

Wide Receiver Ht: 5-11 Wt: 185

How Acquired: Trade (Draft choice to Pittsburgh-1974)

College: Northwestern

NFL Experience: 6

Birthdate: February 4, 1950

Birthplace: Geneseo, Illinois

Residence: Avon, Connecticut

A knee injury that required preseason surgery failed to come around as quickly as expected, thus 1976 was a frustrating season for Pearson . . . He did not catch a single pass as most of his limited activity was in special teams situations . . . He played in the final eight games of the season . . . Had cartilage removed from his left knee after persistent soreness developed during early training camp workouts . . . Unfortunately, the original four-to-six-week recovery period did not materialize and Pearson was sidelined until the Chiefs visited Miami in the sixth week of the regular season . . . Versatility, craftiness and an ability to hang on to the football made Pearson one of the club's valuable assets in 1974 and '75 . . . Finished in the runner-up spot among receivers both years to Ed Podolak, but had his best season in '75 when he caught 36 passes, nine over his '74 high of 27, for 608 yards and three touchdowns . . . His best individual day that season came in the season closer at Oakland when he caught six passes from Tony Adams for 103 yards and one touchdown . . . Had at least three receptions in each of seven other games that year . . . The '76 knee problems did not prevent him from being one of the team's best special teams performers, a role he's played ever since joining Kansas City just prior to the 1974 campaign . . . The Chiefs sent an eighth round 1975 draft choice to Pittsburgh for his services . . . His best days in '74 came against his old mates, the Steelers, four catches for 92 yards and against the New York Giants, six receptions for 79 yards . . . Pittsburgh signed him as a free agent after Pearson led the Big Ten in receiving in 1970 and '71 . . . He spent 1972 on Pittsburgh's taxi squad, but then started 10 games in '73 and finished as the Steelers' second leading receiver with 23 catches for 317 yards and three touchdowns . . . Caught a touchdown pass in Pittsburgh's '73 playoff game at Oakland . . . He caught 90 passes in three seasons at Northwestern, for 1,362 yards . . . Pearson was a freshman when Chiefs teammate Jack Rudnay was finishing his college career as a senior . . . During the off-season, Pearson works for a meat packaging and distribution firm in Connecticut . . . Played as a running back in high school . . . Majored in history . . . Married, wife Linda, one child.

Year	PASS RECEIVING				
	No.	Yards	Avg.	LG	TD
1973 Pittsburgh	23	317	13.8	46	3
1974 Kansas City	27	387	14.3	48	1
1975 Kansas City	36	608	16.9	45	3
Totals	86	1312	15.3	48	7

ED PODOLAK

Running Back Ht: 6-1 Wt: 205

How Acquired: Draft (No. 2-1969)

College: Iowa

NFL Experience: 9

Birthdate: September 1, 1947

Birthplace: Atlantic, Iowa

Residence: Kansas City, Missouri



Now the leading all-time rusher in Chiefs history, Podolak at last shook the series of injuries that curtailed his effectiveness until the final quarter of the 1976 season . . . A chest injury restricted Podolak in the early portion of the campaign, then a pulled hamstring at Miami kept

him out of three of the next four games with only a token appearance in that one contest . . . He started the final four games, gained over 100 yards in two of them, and in the process broke Abner Haynes's record for most career yards . . . Podolak now has 3,901 yards in eight seasons, surpassing Haynes's 3,834 . . . Podolak carried 25 times for 127 yards at San Diego, then set the record in a 29-carry, 137-yard effort in the season finale vs. Cleveland . . . The two 100-yard games gave him seven overall, tying him with Mike Garrett for second place on the Chiefs all-time list . . . Haynes has 12 . . . Podolak ranks ninth among active AFC rushers . . . He is sixth among active AFC pass receivers with 256 receptions, but is first in the NFL among running backs . . . He and teammate MacArthur Lane are one-two in this category . . . Just in front of Podolak among the pass receivers are Haves Moses (277) and Bob Trumpy (280), both of whom have played one more season than Podolak . . . He's third on the Chiefs pass receiving list behind Otis Taylor (410) and Chris Burford (391) . . . His 12 receptions vs. Denver in 1973 set another record . . . Podolak's best performance of his career, one that enhanced a national reputation, was in the Chiefs 1971 playoff loss to Miami . . . He had 350 total yards, 85 rushing, 110 receiving and 155 on returns . . . With less than a minute to play in that game's regulation time, Podolak returned a Miami kickoff 78 yards, forced out of bounds by the last available Dolphin tackler on the play . . . His most recent 100-yard rushing performance prior to last season came in 1973 on Monday night television against Chicago, 134 yards on 28 carries . . . The latter figure set a team record at the time, since broken by Woody Green's 30 against the New York Giants in 1974 . . . Podolak was the Chiefs leading rusher from 1970-73 and he led the club in receiving in 1973-75 . . . One of the most proficient rushers and receivers in the game, Podolak's 43 receptions in 1974 ranked third in the AFC . . . His 211 carries in '73 are third on the Chiefs list behind Mike Garrett (236 in 1967) and Abner Haynes (221 in 1962) . . . Podolak scored the Chiefs longest run from scrimmage in 1970 with a 65-yard touchdown run vs. Denver that is also the longest scoring run of his career . . . Podolak had a 54-yard punt return against the Broncos in 1974, the longest by anyone on the club that season, and the best in his career . . . Though he saw no duty on the punt return unit a year ago, Podolak remains the leading punt returner in Kansas City history with 84 for 726 yards . . . Both are club records, as are his eight returns in one game vs. San Diego in '74 . . . His previous record 311 return yards in a season was broken last year by Larry Brunson (387) . . . Podolak's longest pass reception was a 59-yard effort from Len Dawson that helped beat Cincinnati in 1970 . . . Scored three touchdowns in a game on three occasions, vs. Detroit in 1971, vs. Dallas in 1975 and last year against Cleveland . . . Podolak also is the club leader in career carries with 1,025 . . . Podolak was employed mostly on special teams his rookie year after missing half the season due to a pulled hamstring . . . He assumed regular duties in 1970 and accounted for 1,715 yards in combined rushing, receiving and return totals . . . Podolak played quarterback his first two years at Iowa, then switched to tailback in the fourth game of his senior season . . . He finished second in Big Ten rushing that year (1968) and set an Iowa single season rushing record of 937 yards . . . Played in the East-West and Hula Bowl all-star games . . . Podolak holds a degree in finance and insurance . . . Attends to several banking, insurance and real estate interests in the Kansas City area . . . Has done extensive radio work in the past and would like to pursue television sportscasting when his playing days are over . . . An avid skier, Podolak spends portions of the off-season in Aspen, Colo., where he owns a home . . . Also an excellent golfer and plays regularly in celebrity tournaments . . . Married, wife Vicki.

Year	RUSHING				
	TCB	Yards	Avg.	LG	TD
1970 Kansas City	168	749	4.5	65	3
1971 Kansas City	184	708	3.8	25	3
1972 Kansas City	171	615	3.6	28	4
1973 Kansas City	210	721	3.4	25	3
1974 Kansas City	101	386	3.8	14	2
1975 Kansas City	102	351	3.4	25	3
1976 Kansas City	88	371	4.2	22	5
Totals	1024	3901	3.8	65	29

Year	PASS RECEIVING				
	No.	Yards	Avg.	LG	TD
1970 Kansas City	26	307	11.8	59	1
1971 Kansas City	36	252	8.5	23	0
1972 Kansas City	46	345	7.5	27	2
1973 Kansas City	55	445	8.1	25	0
1974 Kansas City	43	306	7.1	25	1
1975 Kansas City	37	332	9.0	21	2
1976 Kansas City	13	156	12.0	23	0
Totals	256	2143	8.4	59	6

Year	KICKOFF RETURNS				
	No.	Yards	Avg.	LG	TD
1969 Kansas City	7	165	23.6	28	0
1970 Kansas City	17	348	20.5	38	0
1971 Kansas City	3	65	21.7	25	0
1972 Kansas City	7	119	17.0	23	0
Totals	34	607	16.5	38	0

Year	PUNT RETURNS				
	No.	Yards	Avg.	LG	TD
1970 Kansas City	23	311	13.5	60	0
1971 Kansas City	14	84	6.5	23	0
1972 Kansas City	8	11	1.4	12	0
1973 Kansas City	11	90	8.2	48	0
1974 Kansas City	15	134	8.9	54	0
1975 Kansas City	13	96	7.4	23	0
Totals	84	726	8.6	54	0

KERRY REARDON

Cornerback/Safety Ht: 5-11 Wt: 180

How Acquired: Draft (No. 6-1971)

College: Iowa

NFL Experience: 7

Birthdate: May 6, 1949

Birthplace: Kansas City, Missouri

Residence: Leawood, Kansas



After announcing his retirement prior to training camp, Reardon returned to the club near the end of the '76 preseason when injuries took their toll on the defensive secondary . . . Upon his return, he reclaimed the starting left cornerback position he had won in 1975 until a pulled hamstring suffered in the Dallas game that year forced him to miss the remainder of the season . . . Reardon concluded 1976 as the club interception leader with five . . . His previous high had been four, in 1974 . . . His longest '76 return was 22 yards vs. Denver at Arrowhead with other pass thefts coming against New Orleans, Miami, Oakland and Denver again . . . He started all 14 games for the first time in his career and managed to avoid the serious injuries that curtailed his progress in '74 and '75 . . . Reardon has played both the safety and corner positions with the Chiefs . . . He spent the bulk of 1974 at corner, starting four games on the left side, one on the right, before a kidney injury at Cincinnati kept him out of the final three games . . . Prior to the hamstring injury in '75, he'd enjoyed his finest season ever, but came back even stronger following his brief hiatus from the game . . . Reardon now has a career total of 14 interceptions . . . He spent most of his first three years on special teams and backed up the now-departed Mike Sensibaugh at free safety in that time . . . Led the team in kickoff returns his rookie year, 1971, with 12 for 308 yards and a 25.7 average

... Achieved the longest interception return of his career vs. Oakland at Arrowhead in 1975, 28 yards ... Earned all-Big Ten honorable mention for three years at Iowa and was Academic All-America his junior year ... Majored in business administration ... Active in several charitable and fund-raising ventures in the Kansas City area and helped organize the first two Superstars decathlon competitions for area professional athletes ... Works as a sales representative for Thomas McGee and Sons Insurance Co. in Kansas City ... Married, wife Peggy.

INTERCEPTIONS					
Year	No.	Yards	Avg.	LG	TD
1973 Kansas City	2	17	8.5	17	0
1974 Kansas City	4	0	0.0	0	0
1975 Kansas City	3	40	13.3	28	0
1976 Kansas City	5	26	5.2	22	0
Totals	14	83	5.9	28	0

PUNT RETURNS					
Year	No.	Yards	Avg.	LG	TD
1972 Kansas City	1	3	3.0	3	0
1973 Kansas City	2	9	4.5	5	0
1974 Kansas City	4	30	7.5	19	0
1975 Kansas City	5	41	8.2	11	0
1976 Kansas City	1	4	4.0	4	0
Totals	13	87	6.7	19	0

KICKOFF RETURNS					
Year	No.	Yards	Avg.	LG	TD
1971 Kansas City	12	308	25.7	41	0
1972 Kansas City	2	35	17.5	18	0
1973 Kansas City	2	45	22.5	23	0
Totals	16	388	24.3	41	0



DAVE ROZUMEK

Linebacker Ht: 6-1½ Wt: 212

How Acquired: Draft (No. 15-1976)

College: New Hampshire

NFL Experience: 2

Birthdate: April 25, 1954

Birthplace: Lawrence, Massachusetts

Residence: Lawrence, Massachusetts

Rozumek survived training camp until the final cutdown, then was brought back to Kansas City at midseason ... He appeared in eight games overall, mainly in special team roles ... Rozumek will contend for a position at right linebacker, where he backed up Jim Lynch last year ... He was a three-year starter at left linebacker for New Hampshire, captaining the squad his senior year ... His biggest asset is a highly competitive nature that helps compensate for what he lacks in size ... Intercepted a total of three passes in college ... Has played linebacker through high school, college and pro ... A very consistent performer on the special teams ... Majored in physical education ... Single.



JACK RUDNAY

Center Ht: 6-3 Wt: 240

How Acquired: Draft (No. 4-1969)

College: Northwestern

NFL Experience: 8

Birthdate: November 20, 1947

Birthplace: Cleveland, Ohio

Residence: Lee's Summit, Missouri

Rudnay's consistently stellar play over each of the past four seasons has resulted each year in a trip to the AFC-NFC Pro Bowl Game ... He was the Chiefs lone representative last year when the AFC rallied

for a 24-14 victory . . . With seven NFL seasons behind him, he's now the senior member of Kansas City's offensive line; ironically, when he replaced E.J. Holub at center midway through the 1970 campaign, he was the junior partner in terms of experience . . . Missed a start last year, at Buffalo, for only the first time in six seasons, though he did play in the ballgame later on . . . Rudnay suffered a back injury working out with the College All-Star team in 1969 and missed the Chiefs Super Bowl season as a result . . . He won the club's Mack Lee Hill Award as the outstanding rookie a year later . . . The Chiefs have never drafted a center any higher than they did Rudnay, who played both center and defensive tackle as a junior . . . He first started as a sophomore and was an all-Big Ten selection as a senior . . . Serves as honorary chairman of the Special Olympics for retarded children . . . Also served as honorary state chairman, with Roger Wehrli of St. Louis, for the Missouri March of Dimes campaign and gives freely of his time to other charitable causes in the Kansas City area . . . Took an active part in the last three March of Dimes Walkathons in Kansas City . . . Sells commercial real estate for Leo Eisenberg & Co. during off-season . . . Enjoys hunting and fishing and is also an accomplished skier . . . Rudnay's also the proud owner of a completely restored 1955 Chevrolet . . . Married, wife Polly, two children.

JAN STENERUD

Kicker Ht: 6-2 Wt: 187

How Acquired: Draft (No. 3 Future-1966)

College: Montana State

NFL Experience: 11

Birthdate: November 26, 1943

Birthplace: Fetsund, Norway

Residence: Prairie Village, Kansas



Stenerud was fourth in NFL scoring last year with 90 points and trailed only Baltimore's Toni Linhart (109) in the AFC . . . Connecting on 21 of 38 field goal attempts, Stenerud now owns a .655 career percentage, having made good on 239 of 365 attempts in 10 seasons . . . Kansas City's career leader in nearly every kicking category, Stenerud's 1,031 career points rank second among active AFC players . . . He trails only Jim Turner of Denver, who has 1,228, but who has played two more years than Stenerud . . . In overall NFL figures, Stenerud is in a seventh-place tie with Bruce Gossett . . . He trails George Blanda (2,002), Lou Groza (1,349), Fred Cox (1,316), Jim Bakken (1,264), Turner and Gino Cappelletti (1,130) . . . He's fourth in scoring among active players, trailing Cox, Bakken and Turner . . . Stenerud's Chiefs records include most points in a season (129, 1968), most points after touchdown (314), most consecutive PATs (155, from 1968-73), most field goals (239), most field goals in a season (30 on two occasions), most field goals in a game (5 on three occasions), longest field goal (55 yards) and most consecutive field goals (16 in 1969) . . . Stenerud has three AFC-NFC Pro Bowl games to his credit, the latest being the 1976 contest . . . He holds the Pro Bowl record for the longest field goal, a 48-yarder in the '71 affair . . . He kicked a total of four in that game, three in the second half, to lead an AFC victory and earn himself the most valuable player award . . . His 96 points in 1975 were his most since 1971 . . . He led the AFC in scoring in 1970 with 116 points . . . His 16 consecutive field goals in '69 broke Groza's record of 12, set in 1953 . . . Set a Super Bowl record with 48-yard field goal, one of three in succession, against Minnesota in Super Bowl IV . . . Stenerud took over the Chiefs kicking chores from Mike Mercer in 1967, then finished second in AFL scoring in '68 and '69 . . . His five field goals in one game all came against the Buffalo Bills, twice in '69, once in '71 . . . Has booted four field goals in a game 10 times . . . Connected on his 55-yarder at Denver in 1970, with 54-yard efforts against Houston in '67 and San Francisco in '71 . . . Scored 100 or more points five times in his career . . . Kicked seven points after touchdown vs. Denver in '67 and has six in three other contests . . . Stenerud attended Montana State on a ski jumping scholarship . . . He was discovered as a kicker by football coach Jim Sweeney . . . Majored in

business administration . . . Active in several fund-raising and charity ventures in the Kansas City area and has served as special head coach of the Montana Special Olympics for mentally and physically handicapped youngsters . . . Works with Commerce Bank of Kansas City during the off-season . . . Interests include golf and skiing . . . Father of two children.

Year	SCORING				
	TD	FGA	FGM	PAT	TP
1967 Kansas City	0	36	21	45-45	108
1968 Kansas City	0	40	30	39-40	129
1969 Kansas City	0	35	27	38-38	119
1970 Kansas City	0	42	30	26-26	116
1971 Kansas City	0	44	26	32-32	110
1972 Kansas City	0	36	21	32-32	95
1973 Kansas City	0	38	24	21-23	93
1974 Kansas City	0	24	17	24-26	75
1975 Kansas City	0	32	22	30-31	96
1976 Kansas City	0	38	21	27-33	90
Totals	0	365	239	314-326	1031



STEVE TAYLOR

Cornerback Ht: 6-3 Wt: 204

How Acquired: Draft (No. 6a-1976)

College: Kansas

NFL Experience: 2

Birthdate: December 27, 1953

Birthplace: Fort Worth, Texas

Residence: Fort Worth, Texas

Taylor earned a roster spot as a backup, but did start one early-season game when Tim Gray was not ready to play after a preseason injury . . . Appeared in all 14 contests with most of his work coming on the special teams . . . Taylor intercepted four passes in college, two for 45 yards in returns as a junior . . . Much of his Kansas career was curtailed by injury . . . He missed a portion of both his first two years, but started and stayed relatively injury-free as a junior and senior . . . Blocked two opponent field goal tries, including one against Oklahoma in 1975 that set up a KU touchdown in a 23-3 upset of the eventual national champions . . . Majored in corrections . . . Married, wife Cheryl, one child.



EMMITT THOMAS

Cornerback Ht: 6-2 Wt: 192

How Acquired: Free Agent

College: Bishop

NFL Experience: 12

Birthdate: June 3, 1943

Birthplace: Angleton, Texas

Residence: Kansas City, Missouri

Thomas continues to move closer to the Chiefs all-time interception record as he begins his 12th season in a Kansas City uniform . . . He intercepted two passes last year to run his career total to 55, two behind Johnny Robinson's record 57 . . . Thomas is the leading active interceptor in the AFC . . . He has six more than runner-up Willie Brown of the Oakland Raiders . . . Thomas led the Chiefs in interceptions in 1969, 1971, 1973, 1974 and 1975 . . . He led the NFL in interceptions in '74 with 12, only two short of the mark set by Dick (Night Train) Lane with Los Angeles in 1952 . . . Two of those '74 thefts went for touchdowns . . . His 38-yard score helped seal a Chiefs victory over the New York Jets on opening day, then a 73-yarder in the season closer vs. Minnesota proved to be the longest of his career and the fifth longest in Kansas City history . . . He has returned five interceptions for touchdowns in his career and is only one away from the Chiefs record six by Bobby Bell . . . His 214 yards in returns in '74 is second in Chiefs annals

to Bobby Hunt's 228 in 1963 . . . Thomas is the leader, however, in career return yardage, with 938 yards on 55 steals . . . That's almost 200 yards more than his nearest pursuer, Robinson . . . His '76 interceptions came against Washington and Cincinnati . . . Thomas led the AFL in interceptions in 1969 with nine and added three more in post-season competition, one against New York, one against Oakland and one against Minnesota in Super Bowl IV . . . His interception against the Raiders covered 62 yards and set up a field goal . . . He's been the Chiefs regular cornerback the past nine years . . . His 12 interceptions in 1974 set another Chiefs record, breaking the old mark of 10 held jointly by Hunt and Robinson . . . In overall NFL figures, Thomas is the second-best active interceptor . . . He's topped only by Minnesota's Paul Krause, who has 76 . . . Interests include golf and tennis . . . voted Chiefs Man of Year by fans in '76 season . . . During the off-season Thomas works with the National Alliance of Businessmen in Kansas City in a program designed to find jobs for students when they finish their education . . . Married, wife Dianne, two children.

Year	INTERCEPTIONS				
	No.	Yards	Avg.	LG	TD
1967 Kansas City	4	60	15.0	57	1
1968 Kansas City	4	25	6.3	14	0
1969 Kansas City	9	146	18.4	45	1
1970 Kansas City	5	87	17.4	39	0
1971 Kansas City	8	145	18.1	36	1
1972 Kansas City	2	46	23.0	26	0
1973 Kansas City	3	65	21.6	33	0
1974 Kansas City	12	214	18.8	73	2
1975 Kansas City	6	119	19.8	36	0
1976 Kansas City	2	30	15.0	0	29
Totals	55	937	17.0	73	5



ROD WALTERS

Tackle Ht: 6-3 Wt: 258

How Acquired: Draft (No. 1-1976)

College: Iowa

NFL Experience: 2

Birthdate: February 27, 1954

Birthplace: Lansing, Michigan

Residence: Iowa City, Iowa

Walters spent most of his rookie season in an understudy capacity, though he appeared in all 14 games and started in three early in the season . . . His initial pro position was guard, but he'll be switched to tackle this summer to try and move him into the starting lineup as quickly as possible . . . The 14th player selected in the first round of the '76 draft, Walters played both guard and tackle at Iowa, where he started three seasons . . . He played the guard slot as a freshman and sophomore, then moved over to tackle for his final two college seasons . . . He was a third-team All-America selection by Associated Press, which also named him to its all-Big Ten squad following his senior year . . . Walters played well on the Chiefs specialty teams in addition to his interior line duties last season . . . Played both football and basketball in high school, when he won a total of six varsity letters . . . He returned to Iowa this past off-season to continue work on his degree . . . Single.



CLYDE WERNER

Linebacker Ht: 6-3 Wt: 230

How Acquired: Draft (No. 2-1970)

College: Washington

NFL Experience: 7

Birthdate: December 10, 1947

Birthplace: Munising, Michigan

Residence: Sumner, Washington

Werner returned to active duty last season after missing all of 1975 . . . He backed up Billy Andrews at left linebacker after battling Andrews for the position upon his return from a pair of Achilles tendon surgeries . . . Werner originally incurred the Achilles injury following an off-season '75 workout . . . The first operation took place shortly thereafter, then subsequent surgery was necessary shortly before the opening of training camp . . . He's played in special team and reserve roles most of his career, but does have experience at both the left- and right-side linebacker positions . . . Missed all of 1971 due to knee surgery . . . Played two games at right linebacker in '73 when Jim Lynch moved into the middle for Willie Lanier . . . Werner competed in the discus and shot put in addition to football at Washington . . . Played in the 1970 Chicago All-Star Game . . . Majored in business administration . Married, wife Marilyn.

Year	INTERCEPTIONS				
	No.	Yards	Avg.	LG	TD
1972 Kansas City	1	11	11.0	11	0
1974 Kansas City	1	7	7.0	7	0
Totals	2	18	9.0	11	0



WALTER WHITE

Tight End Ht: 6-3 Wt: 218

How Acquired: Waivers (from Pittsburgh)

College: Maryland

NFL Experience: 3

Birthdate: July 19, 1951

Birthplace: Charlottesville, Virginia

Residence: College Park, Maryland

In only two seasons, White has become one of the premier tight ends in professional football . . . He finished second to running back MacArthur Lane in total receptions with 47, covering 808 yards, a 17.2 average and seven touchdowns . . . His receiving yardage, average per catch and touchdowns led the club . . . White scored touchdowns in each of seven games and was one of two Chiefs receivers (Larry Brunson being the other) to gain over 100 yards receiving in a game . . . White's high game was a six-catch, 105-yard performance vs. Pittsburgh and he had five catches in each of three other games . . . Caught at least one pass in every contest . . . All this came despite White's splitting the tight end duties with Billy Masters . . . He'll have the position full-time, however, in 1977 . . . White has been particularly effective against Denver . . . He caught touchdown passes in both Broncos games a year ago, made his longest '76 reception, 41 yards, vs. Denver at Arrowhead and made a spectacular debut at Mile High Stadium in the 1975 season opener . . . In that game, White caught a 69-yard touchdown pass from Mike Livingston, his first as a professional, and that stood as the Chiefs longest pass play of the season . . . All three of his '75 touchdowns covered at least 48 yards: his longest TD catch last year was 34 yards against Cincinnati . . . White's excellent downfield speed and much-improved blocking make him an ideal tight end . . . He came to Kansas City the day after the 43-man roster had been reached in '75 . . . A third round draft choice of the Steelers that year, White was waived on the final cutdown to make room for a more experienced tight end . . . Two other clubs had call on his services before the Chiefs, but both passed and Kansas City made its claim, waiving another player to make room on the opening-day squad . . . His teammates voted him the Mack Lee Hill Award following his rookie season as the Chiefs outstanding first-year player . . . He played one year, 1972, at Mesa (Colo.) Junior College before transferring to Maryland . . . Played two seasons with the Terrapins as both a tight end and wide receiver and finished his collegiate career as the third leading receiver in school history with 61 catches for 1,036 yards, a 17.0 average and nine touchdowns . . . He holds the Maryland single game school record of 144 yards receiving vs. Penn State in 1974 . . . Majored in physical education . . . Single.

Year	PASS RECEIVING				
	No.	Yards	Avg.	LG	TD
1975 Kansas City	23	559	24.3	69	3
1976 Kansas City	47	808	17.2	41	7
Totals	70	1367	19.5	69	10

LAWRENCE WILLIAMS

Wide Receiver Ht: 5-10 Wt: 173

How Acquired: Waivers (from Tampa Bay)

College: Texas Tech

NFL Experience: 2

Birthdate: September 3, 1953

Birthplace: Wichita Falls, Texas

Residence: Wichita Falls, Texas



Williams was drafted on the seventh round by New England in 1975 then moved on to New Orleans before he saw his first action with the Chiefs last year . . . Kansas City claimed him off waivers from the Saints, but Williams was then selected by Tampa Bay in the veteran allocation early in '76 . . . When let go by the Buccaneers early in training camp, he was re-signed by the Chiefs, who quickly put his kick return abilities to use . . . Williams led Kansas City in kickoff returns with 25 for 688 yards, a 27.6 average and a long of 64 against Denver . . . He ranked fifth among NFL kickoff return specialists . . . Caught one pass for nine yards last year . . . At Texas Tech, Williams caught a total of 50 passes for 741 yards and 10 touchdowns during his varsity career . . . He also returned a kickoff 95 yards for a touchdown in '73 vs. New Mexico . . . Played quarterback in high school.

Year	PASS RECEIVING				
	No.	Yards	Avg.	LG	TD
1976 Kansas City	1	9	9.0	9	0
Totals	1	9	9.0	9	0

Year	KICKOFF RETURNS				
	No.	Yards	Avg.	LG	TD
1976 Kansas City	25	688	27.6	64	0
Totals	25	688	27.6	64	0

JERREL WILSON

Punter Ht: 6-2 Wt: 222

How Acquired: Draft (No. 11-1963)

College: Southern Mississippi

NFL Experience: 15

Birthdate: October 4, 1941

Birthplace: New Orleans, Louisiana

Residence: Pleasant Hill, Missouri



Wilson concluded one of his best seasons ever in 1976 with a third-place finish in overall NFL punting figures and a number six ranking in net average . . . His 42.0 gross on 65 punts for 2,729 yards was bettered only by Marv Bateman of Buffalo (42.8) and John James of Atlanta (42.1) . . . Wilson kicked for a 33.4 net . . . His 65 attempts were his fewest for a full season since 1972 . . . Wilson is within reach of two league records as he approaches his 15th year . . . With 926 career punts, he's only 45 away from Bobby Joe Green's record 970 . . . And, if he were to win another punting title, it would give him five for his career; currently Wilson is tied with the legendary Sammy Baugh with four . . . His punting titles came in 1965 (45.4), 1968 (45.1), 1972 (44.8) and 1973 (45.5) . . . The latter figure is the highest percentage of his career . . . Wilson also becomes the oldest Chief in point of service to the club . . . He, Len Dawson and Ed Budde all spent 14 seasons with the team . . . Wilson's 41.7, 41.4 and 42.0 averages the last three seasons are among the lowest in his career, but must be considered in

the context of the sweeping rules changes which affected punters before the '74 season . . . A severely pulled calf muscle sidelined Wilson for the final three games of the '75 season and as a result his 54 punts were the fewest for him since 1967, when he had 41 . . . He set a team record in '74 with 83 punts, breaking the old mark of 80 he'd set the year before . . . Longest kick in his career came in his rookie year, 1963, against San Diego . . . It traveled 72 yards, and remains the team record . . . He's punted 10 times in a game twice, vs. New York Jets in '65 and Denver in '74 . . . Wilson's longest punt in 1976 was 62 yards at San Diego . . . He was named to the all-time American Football League team by the Pro Football Hall of Fame . . . Currently the oldest active punter in the NFL . . . Wilson kicked a 73-yard punt in a 1969 preseason game vs. Atlanta . . . Played center and linebacker in college . . . Earlier in his Chiefs career, Wilson worked as a running back and played that position during several injury emergencies . . . Only eight of his '76 kicks went for touchbacks while 15 were downed inside the 20-yard line . . . Hobbies include hunting, fishing, golf and ranching . . . Works during the off-season for Kansas City Life Insurance Company . . . Has made an instructional film on the art of punting for KC Life . . . Married, wife Bonnie, three children.

Year	PUNTING			
	No.	Yards	Avg.	Long
1963 Kansas City	60	2628	43.8	72
1964 Kansas City	77	3292	42.8	70
1965 Kansas City	68	3132	46.0	64
1966 Kansas City	61	2715	43.8	69
1967 Kansas City	41	1739	42.4	59
1968 Kansas City	63	2841	45.1	70
1969 Kansas City	68	3022	44.4	62
1970 Kansas City	76	3415	44.9	68
1971 Kansas City	64	2865	44.8	68
1972 Kansas City	66	2960	44.8	69
1973 Kansas City	80	3642	45.5	68
1974 Kansas City	83	3462	41.7	64
1975 Kansas City	54	2233	41.4	64
1976 Kansas City	65	2729	42.0	62
Totals	926	40,675	43.9	72



JAMES WOLF

Defensive Tackle/End Ht: 6-3 Wt: 250

How Acquired: Free Agent

College: Prairie View

NFL Experience: 3

Birthdate: April 4, 1952

Birthplace: Warren, Texas

Residence: Warren, Texas

A performer in all 14 games last year, Wolf was a starter in half of them, primarily at the tackle position . . . He had one sack for the year . . . Came to the Chiefs as a free agent after being waived by Pittsburgh on the final cutdown in 1975 . . . Pittsburgh drafted him on the sixth round in 1974 and Wolf played a full season that year, appearing in 11 games as a special teams performer and backup defensive end . . . He earned a world championship ring and Super Bowl check that season . . . Played briefly with Toronto of the Canadian Football League before signing with the Chiefs . . . Wolf earned all-Southwestern Athletic Conference first team honors in 1973 and was a second team choice in '72 . . . Tackled opposing quarterbacks 18 times as a senior . . . Majored in industrial education . . . Single.



WILBUR YOUNG

Defensive End Ht: 6-6 Wt: 290

How Acquired: Draft (No. 2-1971)

College: William Penn

NFL Experience: 7

Birthdate: April 20, 1949

Birthplace: New York, New York

Residence: Kansas City, Missouri

The oldest member in point of service along the Chiefs defensive line, Young's quarterback sack total fell off greatly from the 12½ he rang up in 1976 . . . He had but 1½ last year as Kansas City's defensive corps was shuffled and then re-shuffled in attempts to find the right combination . . . Young's '76 sack total was a personal high, breaking his figure of eight in 1973 . . . He now has 29½ sacks over the past five seasons . . . Young played in all 14 games last year, opening in 12 . . . He's never failed to play in at least 13 regular season games since 1973 . . . He's started at right end each of the previous four years . . . He has played at weights ranging from 280-300 pounds throughout his career; he was heavier earlier, but shed excess weight to acquire needed speed in pass rushing . . . One of the nation's outstanding defensive line candidates following his senior year at William Penn . . . Majored in physical education . . . A hobby is tailoring and he makes many of his own clothes . . . Spends portions of the off-season traveling, dividing time between Kansas City and his hometown of New York City . . . Single.

NFL SCHEDULING

Beginning with the 1978 season, a new master schedule will be in effect and will provide 16 regular season games for each team. Here's how it applies to the Chiefs and the other AFC West teams.

EACH TEAM: Home-and-home games with the four teams in the AFC West (Oakland, Denver, San Diego, Seattle). Total: 8 games. One game with teams 1-4 in a division of the NFC. For 1978, this will be the NFC Central. Sites will depend upon order of finish within the divisions. This step does not apply to the fifth place team in the AFC West.

AFC WEST CHAMPION: Home games vs. NFC Central 2-4. Away games vs. NFC Central 1 and 3. Total: 4 games. One game with each of two other first place teams in the AFC and each of the two other fourth place teams in the AFC. Home games vs. AFC East 1 and AFC Central 4. Away games vs. AFC East 4 and AFC Central 1. Total: 4 games.

SECOND PLACE TEAM IN AFC WEST: Home games vs. NFC Central 1 and 3. Away games vs. NFC Central 2 and 4. Total: 4 games. One game with each of the two other second place teams and each of the other third place teams. Home games vs. AFC East 3 and AFC Central 2. Away games vs. AFC East 2 and AFC Central 3. Total: 4 games.

THIRD PLACE TEAM IN AFC WEST: Home games vs. NFC Central 2 and 4. Away games vs. NFC Central 1 and 3. Total: 4 games. One game with each of the two other second and third place teams. Home games vs. AFC East 4 and AFC Central 1. Away games vs. AFC East 4 and AFC Central 1. Total: 4 games.

FOURTH PLACE TEAM IN AFC WEST: Home games vs. NFC Central 1 and 3. Away games vs. NFC Central 2 and 4. Total: 4 games. One game with each of the other first place and fourth place teams. Home games vs. AFC East 1 and AFC Central 4. Away games vs. AFC East 4 and AFC Central 1. Total: 4 games.

FIFTH PLACE TEAM IN AFC WEST: One game with each of teams 1-4 of the four-team division in the AFC. Home games vs. AFC Central 2 and 4. Away games with AFC Central 1 and 3. Total: 4 games. Home-and-home games with the other fifth place team in the AFC. Home game vs. AFC East 5. Away game vs. AFC East 5. Total: 2 games. One game with each of the fifth place NFC teams in the NFC. Home game vs. NFC Central 5. Road game vs. NFC East 5. Total: 2 games.

CHIEFS NEWCOMERS

J.J. JENNINGS Running Back Ht: 6-1 Wt: 220

How Acquired: Draft (No. 9-1974) **Birthdate:** August 16, 1952
College: Rutgers **Birthplace:** Holyoke, Mass.
NFL Experience: 1 **Residence:** Holyoke, Mass.

A shoulder separation removed Jennings from the Chiefs running back picture during training camp . . . He'll compete at the fullback slot, trying to make the club that drafted him three years ago . . . Jennings, however, opted for the late World Football League after the Chiefs drafted him in 1974 . . . He signed with the Memphis Southmen and was a tri-most valuable player in the WFL's only full season, sharing the honor with Tony Adams and departed Chief Tommy Reamon . . . Jennings finished second among WFL rushers, carrying 322 times for 1,524 yards and 11 touchdowns . . . He caught 46 passes for 431 yards and two scores . . . Jennings was traded to Philadelphia Bell and was with that club when the WFL folded . . . Carried for 2,934 yards on 650 attempts at Rutgers . . . He had 287 carries for 1,262 yards and a 4.4 average as a junior in 1972, then followed with 303 carries for 1,353 yards and a 4.1 figure his last year while leading the NCAA in rushing . . . Carried for 21 touchdowns as a senior . . . Rushed for 193 yards and scored five touchdowns against Princeton in 1973 . . . Majored in physical education and was an NCAA scholar-athlete . . . Works during the off-season as a substitute teacher in the Holyoke school system . . . Married, wife Patti.

IKE McBEE Wide Receiver Ht: 5-11 Wt: 175

How Acquired: Free Agent **Birthdate:** July 29, 1953
College: San Jose State **Birthplace:** Mexico, Missouri
NFL Experience: 1 **Residence:** San Jose, California

McBee was with the Chiefs in '76 training camp, but injured a knee in the latter stages of the preseason . . . He was placed on injured reserve and makes a renewed bid this year for a wide receiver slot . . . Kansas City signed him after he'd been let go by San Diego in '75 . . . He was an 11th round draft choice of the Chargers that year, but his Chargers trial came while McBee was rehabilitating a knee that had been seriously damaged his senior year at San Jose State . . . He set Spartan career receiving records with three-season totals of 106 catches for 1,467 yards . . . Earned first-team all-conference honors in 1973 and 1974 . . . Majored in physical education . . . Also ran track at SJS with a 9.7 100 and 22.5 220 . . . Interests include photography . . . Married, wife Beverly.

STEVE BOGRAKOS Safety Ht: 5-11 Wt: 170

How Acquired: Free Agent **Birthdate:** Sept. 5, 1953
College: Central Michigan **Birthplace:** Bay City, Michigan
NFL Experience: 1 **Residence:** Kansas City, Missouri

Bograkos had a legitimate shot at making the Chiefs roster before a knee injury in a preseason game at San Francisco shelved him for the year . . . The knee required surgery, but a steady rehabilitation program has Bograkos ready for a renewed bid . . . He was playing behind Gary Barbaro when the injury occurred in the third summertime game . . . Signed with the Chiefs as a free agent out of Central Michigan . . . Bograkos's only other pro experience was a six-week stint with the WFL Memphis Southern before that league died . . . Also played with the Flint Sabres of the semipro Midwest Football League . . . He earned defensive most valuable player honors in the Camellia Bowl game his senior year . . . Single.

CHIEFS 1977 DRAFT

Round 1 **GARY GREEN** G 5-11 184
Baylor

The 10th player selected in the first round, Green is projected as both a cornerback and kick return specialist with Kansas City . . . The Chiefs personnel department rated Green the third best player in the nation prior to the draft behind Ricky Bell and Tony Dorsett, who were selected one-two in the first round . . . Green had only seven pass interceptions in four varsity seasons, but few balls came his way the latter portion of his career . . . He missed most of his sophomore season with cartilage damage in his knee that required surgery, but he came back in time to play in the Cotton Bowl vs. Penn State . . . Green's best year for interceptions came in 1975 as a junior when he picked off three for 51 yards in returns . . . Saw duty on the punt return team all four years and brought back 37 punts in '76 for 266 yards . . . Green earned first team All-America honors in every major poll save for United Press International . . . In unofficial defensive statistics last season, Green was responsible for 39 unassisted tackles, 20 assists, one fumble recovery, two forced fumbles and two sacks . . . He is the first defensive back drafted in the first round by the Chiefs since Jim Marsalis in 1969 . . . Green undoubtedly enhanced his professional chances with an outstanding performance in the Senior Bowl game when he returned a punt 65 yards for a touchdown and had an impressive showing in the Shrine East-West Game . . . His younger brother, Tony, also plays for Baylor and will compete for a strong safety slot this fall . . . Attended Sam Houston High School in San Antonio, where he was born and raised . . . Majored in physical education with a minor in speech/radio-television . . . Born October 22, 1955 in San Antonio, Texas.

GARY GREEN CAREER AT BAYLOR

Interceptions

Year	No.	Yards	Avg.	TD	LG
1973	3	12	4.0	0	5
1974	0	0	0.0	0	0
1975	3	51	17.0	0	20
1976	1	4	4.0	0	4
Totals	7	67	9.6	0	20

Punt Returns

Year	No.	Yards	Avg.	TD	LG
1973	11	122	11.0	0	44
1974	2	1	0.5	0	1
1975	21	174	8.2	0	23
1976	37	266	7.1	0	26
Totals	71	563	7.9	0	44

Round 2 **TONY REED** RB 5-11 197
Colorado

Reed was the third running back selected in the 1977 draft (behind Ricky Bell and Tony Dorsett) and comes to Kansas City with impressive credentials . . . He finished second in Big Eight rushing last year with 264 carries for 1,210 yards, a 4.6 average and five touchdowns . . . He averaged 110 yards rushing per game and caught an additional 19 passes for 128 yards and a 6.7 average . . . Earned all-Big Eight honors from both Associated Press and United Press International and was named to AP's second-team All-America squad . . . His best game in '76 came against Kansas when he carried 35 times for 168 yards . . . Rushed for 100 or more yards nine times in his Colorado career . . . Played in two bowl games with the Buffaloes . . . In 1976 Bluebonnet Bowl vs. Texas, Reed carried 13 times for 41 yards and caught three passes for 17 . . . He completed his college career in the 1977 Orange Bowl vs. Ohio State, rushing 22 times for 58 yards and catching two passes for 51 . . . Finished ninth in Big Eight total offense in '76 . . . Reed transferred to Colorado from Antelope Valley (Calif.) Junior College . . . In 1974, Reed was first-team JC All-America, rushing for

1,814 yards and 22 touchdowns for an 11-0 squad that won the California junior college championship . . . He led the nation in junior college scoring and was second in rushing that year . . . Ran for 291 yards and three touchdowns as Antelope Valley beat College of the Redwoods for the state title . . . Carried for 722 yards on 157 carries as a junior at CU in '75 . . . Attended Chofu High School in Tokyo, Japan, where his father was stationed with the U.S. Air Force . . . Moved with his family throughout the United States as a youngster . . . His father is a retired master sergeant with the Air Force and the Reed family now lives in nearby Wichita, Kansas . . . Reed received no scholarship honors out of high school and enrolled at Antelope Valley in '73 as a split end . . . Moved to running back the following season . . . Born March 30, 1955 in San Francisco, California.

TONY REED CAREER AT COLORADO

Rushing

Year	TCB	Yards	Avg.	TD	LG
1975	157	722	4.6	5	44
1976	264	1,210	4.6	5	41
Totals	421	1,932	4.6	10	44

Receiving

Year	No.	Yards	Avg.	TD	LG
1975	11	106	9.6	0	21
1976	19	128	6.7	0	12
Totals	30	234	7.8	0	21

Round 3 THOMAS HOWARD LB 6-2 208
Texas Tech

A three-year letterman at Texas Tech, Howard began his collegiate career as a defensive end, but switched to linebacker as a junior . . . He led the team in tackles that year with 99, 54 of them unassisted, and also paced the Red Raiders in tackles for losses (11 for 46 yards), recovered five fumbles and batted down two passes . . . He will be a candidate for either the left or right side linebacker slot in Kansas City . . . Howard's career high in tackles for one game is 17, achieved in 1975 against Arkansas and the '76 season opener vs. Colorado . . . In that ballgame, he also intercepted two passes and earned the Associated Press nomination as its lineman of the week . . . He earned all-Southwest Conference honors as a senior and was also named to the Kodak All-America team as selected by a panel of college head coaches . . . Howard played a major role in shoring up a Tech defense that helped propel the Red Raiders to a 10-1 season, co-championship of the Southwest Conference and a berth opposite Nebraska in the Bluebonnet Bowl . . . Attended Dunbar High School in Lubbock, where he lettered three years in football and two in track . . . As a high school senior in 1972, he recorded the fastest 120-yard high hurdles time in the nation, 13.7 second . . . Earned all-state honors in football as a junior and senior . . . Majored in business . . . Born August 18, 1954 in Lubbock, Texas.

THOMAS HOWARD CAREER AT TEXAS TECH

Interceptions

Year	No.	Yards	Avg.	TD	LG
1975	1	2	2.0	0	2
1976	2	12	6.0	0	8
Totals	3	14	4.7	0	8

Round 4a MARK BAILEY RB 6-3 237
Cal State Long Beach

Known as much for his blocking as his rushing abilities, Bailey earned all-Pacific Coast Athletic Association second team honors both of the years he attended Cal State Long Beach . . . Carried for 1,012 yards at CSLB after transferring from California prior to his junior season . . . Played as a starter all four years of his collegiate career . . . Bailey carried 108 times for 457 yards and three touchdowns as a senior and earned a trip to the postseason Shrine East-West game . . . He will contend for a spot with the Chiefs as a fullback . . . Following his transfer, he was utilized mainly as a blocker for Herb Lusk, who went

on to the Philadelphia Eagles; nonetheless he gained 555 yards . . . While at Long Beach, Bailey played on squads that compiled 8-3 and 9-2 records . . . The Chiefs drafted him on a pick obtained from Philadelphia for Cliff Frazier . . . Played high school football at El Rancho High in Pico Rivera and earned All-America and all-state honors his senior year . . . He was the most valuable player in his high school conference that season despite his team's winning only one game . . . A two-time all-California Interscholastic Federation (CIF) selection and played in the California North-South Shrine Game for high school stars . . . His brother, Greg, also played at CSLB, and was drafted by San Diego in 1974 . . . Majored in physical education . . . Born December 13, 1954 in Lynwood, California.

MARK BAILEY CAREER AT CAL STATE LONG BEACH

Rushing

Year	TCB	Yards	Avg.	LG	TD
1973*	45	283	6.3	48	1
1974*	68	287	4.2	19	1
1975	121	555	4.6	42	8
1976	108	457	4.6	28	3
Totals	342	1,582	4.6	48	13

*Statistics with California

Round 4b ANDRE SAMUELS TE 6-4 229
Bethune-Cookman

Playing in a predominantly wishbone offense, Samuels still caught 41 passes for 1,300 yards and seven touchdowns during his college career . . . He began at Florida A&M in 1972, but transferred after one year to Bethune-Cookman . . . He helped beat Bethune-Cookman as a freshman at A&M with two touchdown passes, then switched schools to be near his mother, who's an instructor in the physical education department at Bethune-Cookman . . . Samuels attracted the attention of many NFL scouts at the Whitney Young Classic in Yankee Stadium when he caught a 65-yard touchdown pass vs. Norfolk State . . . Kansas City's offensive coaches see him as a "projection," a player with NFL calibre skills who needs only to refine techniques and fundamentals . . . He is already considered an outstanding blocker . . . An all-state running back at St. Petersburg (Fla.) Northeast High School, he was often used on end-around plays in college to take advantage of his rushing abilities . . . He played his junior season along with Chiefs defensive tackle Willie Lee, drafted on the fifth round by Kansas City a year ago . . . Majored in physical education . . . Born August 1, 1953 in St. Petersburg, Florida.

Round 4c DARIUS HELTON G 6-2 260
North Carolina Central

A tackle during his college days, the Chiefs plan to use Helton at guard to compensate for the move of Rod Walters from guard to tackle . . . A strong blocker with impressive upper body strength, Helton earned all-Mideastern Athletic Conference honors as a senior after receiving second-team mention the year before . . . He was a three-time MEAC lineman of the week selection in 1976 for his performances against Elizabeth City State, Virginia State and North Carolina A&T . . . Helton twice was a Pittsburgh Courier All-America selection and an all-NAIA District 29 choice . . . Covers 40 yards in 4.75 seconds. The Chiefs selected Helton on a choice obtained from Houston for Elmo Wright . . . Majored in elementary education . . . Born October 2, 1954 in Charlotte, North Carolina.

Round 4d ERIC HARRIS DB 6-3 187
Memphis State

One of the top-rated defensive backs available, the Chiefs selected Harris for future delivery . . . Prior to the NFL draft, Harris signed a contract to play with the Toronto Arognauts of the Canadian Football League in 1977 . . . Had he not signed in Canada, Harris may well have been a first-round draft choice . . . Chiefs scouts rated him the second-best defensive back available, behind Gary Green, whom Kansas City selected in the opening round . . . A member of the all-South

and 440 relay squads that won championships at the 1976 Big Eight outdoor . . . Has a best of 4.65 in the 40, 6.3 for the 60 and 21.9 in the 220 . . . To concentrate on football he did not participate in track this spring. The Chiefs obtained Smith on a choice from Washington for John Matuszak . . . Smith transferred to Kansas from Southwest Junior College in Los Angeles after a prep career at Manual Arts High School in L.A. . . . Majored in physical education . . . Born August 24, 1954 in New Orleans, Louisiana.

WADDELL SMITH CAREER AT KANSAS

Receiving

Year	No.	Yards	Avg.	TD	LG
1974	2	18	9.0	0	10
1975	9	197	21.9	1	50
1976	10	221	22.1	1	51
Totals	21	436	20.7	2	51

Round 9a DERRICK GLANTON DE 6-6 246
Bishop

A combination defensive tackle and end at Bishop, Glanton is projected at end with Kansas City, though he could be tried at tackle as well . . . Chiefs coaches are impressed with his size and upper body strength . . . He simply overpowered some collegiate opponents, but will need to concentrate on techniques and fundamentals in training camp . . . Also played basketball at Bishop, located in Dallas . . . That school also produced Chiefs cornerback Emmitt Thomas over a decade ago . . . Glanton covers 40 yards in 5.05 seconds . . . Kansas City drafted Glanton on a choice obtained from Buffalo for Doug Jones . . . Born April 9, 1954 in East St. Louis, Illinois.

Round 9b DAVE GREEN T 6-4 263
New Mexico

A native of Iowa who migrated west, Green transferred to New Mexico from Ellsworth (Iowa) Junior College where he had been a junior college All-America at tackle . . . He made the switch to center at New Mexico, started part-time as a junior, then had the position all to himself last year . . . The Chiefs plan to try him as a backup center in addition to tackle . . . Extremely agile, Green runs 40 yards in 4.9 seconds . . . He spends much of his free time scuba diving and also enjoys fishing . . . Elected to go with New Mexico out of junior college because of that state's mountains and open country . . . Green majored in zoology and intends to pursue oceanography or forestry in addition to football . . . Born September 14, 1955 in Washington, Iowa.

Round 10 MARK VITALI QB 6-5 209
Purdue

Vitali quarterbacked three seasons in a predominantly run-oriented offense . . . In fact, the Boilermakers did not have a touchdown pass all last year . . . Though his statistics are not overly impressive, Vitali did lead Purdue to an upset 16-14 win over Michigan in 1976 . . . He finished his college career in third place on the Boilermakers total offense list behind Dale Samuels and Otis Armstrong . . . Also ranks as Purdue's fourth-leading career passer . . . Chiefs assistant coach Bob Schnelker looks for Vitali to battle Mike Nott for the third quarterback slot . . . Purdue used him extensively as an option runner . . . He carried 100 times as a senior for 317 yards and eight touchdowns . . . Had 52 carries for 132 yards as a junior . . . Vitali threw for over 1,000 yards as a sophomore and joined Samuels, Mike Phipps and former Chiefs star Len Dawson in that category . . . Earned All-America honors at St. Charles High School where he played golf and basketball in addition to football . . . Majored in marketing . . . Born July 13, 1955 in St. Charles, Illinois.

on to the Philadelphia Eagles; nonetheless he gained 555 yards . . . While at Long Beach, Bailey played on squads that compiled 8-3 and 9-2 records . . . The Chiefs drafted him on a pick obtained from Philadelphia for Cliff Frazier . . . Played high school football at El Rancho High in Pico Rivera and earned All-America and all-state honors his senior year . . . He was the most valuable player in his high school conference that season despite his team's winning only one game . . . A two-time all-California Interscholastic Federation (CIF) selection and played in the California North-South Shrine Game for high school stars . . . His brother, Greg, also played at CSLB, and was drafted by San Diego in 1974 . . . Majored in physical education . . . Born December 13, 1954 in Lynwood, California.

MARK BAILEY CAREER AT CAL STATE LONG BEACH

Rushing

Year	TCB	Yards	Avg.	LG	TD
1973*	45	283	6.3	48	1
1974*	68	287	4.2	19	1
1975	121	555	4.6	42	8
1976	108	457	4.6	28	3
Totals	342	1,582	4.6	48	13

*Statistics with California

Round 4b ANDRE SAMUELS TE 6-4 229
Bethune-Cookman

Playing in a predominantly wishbone offense, Samuels still caught 41 passes for 1,300 yards and seven touchdowns during his college career . . . He began at Florida A&M in 1972, but transferred after one year to Bethune-Cookman . . . He helped beat Bethune-Cookman as a freshman at A&M with two touchdown passes, then switched schools to be near his mother, who's an instructor in the physical education department at Bethune-Cookman . . . Samuels attracted the attention of many NFL scouts at the Whitney Young Classic in Yankee Stadium when he caught a 65-yard touchdown pass vs. Norfolk State . . . Kansas City's offensive coaches see him as a "projection," a player with NFL calibre skills who needs only to refine techniques and fundamentals . . . He is already considered an outstanding blocker . . . An all-state running back at St. Petersburg (Fla.) Northeast High School, he was often used on end-around plays in college to take advantage of his rushing abilities . . . He played his junior season along with Chiefs defensive tackle Willie Lee, drafted on the fifth round by Kansas City a year ago . . . Majored in physical education . . . Born August 1, 1953 in St. Petersburg, Florida.

Round 4c DARIUS HELTON G 6-2 260
North Carolina Central

A tackle during his college days, the Chiefs plan to use Helton at guard to compensate for the move of Rod Walters from guard to tackle . . . A strong blocker with impressive upper body strength, Helton earned all-Mideastern Athletic Conference honors as a senior after receiving second-team mention the year before . . . He was a three-time MEAC lineman of the week selection in 1976 for his performances against Elizabeth City State, Virginia State and North Carolina A&T . . . Helton twice was a Pittsburgh Courier All-America selection and an all-NAIA District 29 choice . . . Covers 40 yards in 4.75 seconds. The Chiefs selected Helton on a choice obtained from Houston for Elmo Wright . . . Majored in elementary education . . . Born October 2, 1954 in Charlotte, North Carolina.

Round 4d ERIC HARRIS DB 6-3 187
Memphis State

One of the top-rated defensive backs available, the Chiefs selected Harris for future delivery . . . Prior to the NFL draft, Harris signed a contract to play with the Toronto Argonauts of the Canadian Football League in 1977 . . . Had he not signed in Canada, Harris may well have been a first-round draft choice . . . Chiefs scouts rated him the second-best defensive back available, behind Gary Green, whom Kansas City selected in the opening round . . . A member of the all-South

Independent team each of his four years and a first team choice his junior and senior years . . . A four-year letterman at Memphis State and second team All-America selection of Associated Press . . . Harris also earned first team honors from Football News and Football Today . . . He completed his college career with 137 unassisted tackles, 76 assists and 30 deflected passes. Kansas City drafted Harris on a choice obtained from Washington for Jim Tyrer . . . One of only three Memphis State performers to play four years as a regular . . . Played his high school football at Hamilton High in Memphis . . . Majored in business . . . Born August 11, 1955 in Memphis, Tennessee.

ERIC HARRIS CAREER AT MEMPHIS STATE

Year	No.	Interceptions		TD	LG
		Yards	Avg.		
1973	4	45	11.3	1	27
1974	2	27	13.5	0	27
1975	3	55	18.3	0	30
1976	4	1	0.3	0	1
Totals	13	128	9.8	1	30

Round 5 Traded to Pittsburgh for Tommy Reamon

Round 6a RICK BURLESON DE 6-5 240 Texas

Burleson did a little of everything at Texas, performing at defensive end, defensive tackle, tight end and center for the Longhorns . . . He also snapped on both punts and placekicks, a facet which interested Kansas City scouts, who feel he deep snaps as well as former Chiefs linebacker Bobby Bell, acknowledged as one of the best of all time . . . The first defensive lineman drafted by Kansas City in '77, Burleson will be tried at the end position plus snapper on the special teams . . . Started three years at Texas but never at the same position twice, a factor which hampered his collegiate career . . . Attended Richland High School in Fort Worth . . . Majored in English . . . Born December 14, 1953 in Fort Worth, Texas.

Round 6b ANDRE HERRERA RB 6-0 198 Southern Illinois

Herrera rushed for 1,588 yards in 1976 and broke or tied 11 Southern Illinois records in the process . . . Foremost among them was his 319-yard, six-touchdown performance in the rain against Northern Illinois . . . In that game, Herrera had 214 rushing yards in the opening quarter, aided by a 53-yard scoring run and an 85-yard run that ended at the Northern Illinois 1-yard line . . . The 319 yards rushing represent the eighth-best single game mark in NCAA history and only one other player has ever scored more than six TDs in one game . . . Herrera's first-quarter output broke the old record of 182 yards in a period set by Eugene (Mercury) Morris in 1968 . . . Herrera's per-quarter breakdown in the Northern Illinois contest was 214 at the end of one, 259 at the half, 312 at the end of three quarters and 319 after he scored his sixth touchdown and was taken out of the game with 10:15 to play . . . He finished second to Pitt's Tony Dorsett in rushing last year and his 144.4-yards per game average was bettered only by Dorsett and Jerome Percell of Western Michigan . . . Herrera had four particularly outstanding games in addition to the Northern Illinois contest, 201 yards rushing vs. Drake, 185 vs. Indiana State, 184 vs. Illinois State and 149 vs. Lamar . . . He easily broke the former SIU one-game rushing record of 248 yards set by Carver Shannon in 1957 . . . Herrera earned Associated Press back of the week honors following his record-setting game and was a member of the United Press International backfield of the week on two occasions . . . Herrera has played very little competitive football . . . He did not play in high school, then competed on a club level as a freshman at Westchester Community College in White Plains, New York . . . Transferred to SIU the following year and was an occasional starter in a wishbone offense . . . New coach Rey Dempsey switched to the I for Herrera's final season . . . He was voted the Salukis most valuable player in '76 after leading the club to a 7-4

record . . . The year previous, SIU had finished 1-9-1 . . . Named to the AP third-team All-America squad and was honorable mention UPI All-America . . . The Chiefs drafted Herrera on a choice obtained the day before the draft from Chicago for Tommy Reamon . . . Majored in recreation . . . Born November 10, 1952 in New York, New York.

ANDRE HERRERA CAREER AT SOUTHERN ILLINOIS

Rushing

Year	TCB	Yards	Avg.	TD	LG
1974	75	273	3.6	2	36
1975	85	485	5.7	5	45
1976	287	1,588	5.5	16	85
Totals	447	2,346	5.2	23	85

Round 7 CHRIS GOLUB S 6-2½ 196
Kansas

A two-year starter for the Jayhawks at free safety, Golub will get a look at both safety spots in Kansas City . . . Equipped with good size for the defensive secondary, Golub had a total of 155 career tackles at Kansas, 97 unassisted . . . Fifty-three of those came in 1976 when he had 87 overall, including three for losses . . . After leading the Big Eight in interceptions with four through the opening seven games of his junior season, Golub missed the remainder of the year with a knee injury . . . Despite the inactivity, he ended the year in a second-place tie, one behind the leader . . . Golub earned all-Sunflower League honors at Shawnee Mission North High School, where he was both a quarterback and defensive back . . . Majored in liberal arts . . . Born December 2, 1954 in Kansas City, Missouri.

CHRIS GOLUB CAREER AT KANSAS

Interceptions

Year	No.	Yards	Avg.	TD	LG
1975	4	41	10.2	0	18
1976	3	22	7.3	0	22
Totals	7	63	9.0	0	22

Round 8a RON OLSONOSKI LB 6-2½ 234
College of St. Thomas

Despite attending a small school, Olsonoski comes to Kansas City with good credentials . . . As a senior, he was named to the NCAA college division second team All-America squad and was a first team choice of the NAIA All-America team . . . Olsonoski will be tried at middle linebacker by the Chiefs . . . He earned all-MIAC recognition at St. Thomas, which is located in St. Paul, Minnesota . . . Received second team Little All-America honors from Associated Press . . . His father, Larry, played guard with the Green Bay Packers in 1948-49 . . . Majored in marketing . . . Born December 20, 1954 in Edina, Minnesota.

RON OLSONOSKI CAREER AT COLLEGE OF ST. THOMAS

Interceptions

Year	No.	Yards	Avg.	TD	LG
1973	1	6	6.0	0	6
1974	1	0	0.0	0	0
1975	3	21	7.0	0	11
1976	5	37	7.4	0	15
Totals	10	64	6.4	0	15

Round 8b WADDELL SMITH WR 6-1 212
Kansas

Smith led Kansas in receiving each of the last two seasons; his figures are modest inasmuch as the Jayhawks employed a wishbone offense . . . He caught 10 passes in 1976 for 221 yards and one touchdown . . . His speed is unquestioned as he holds the KU school records for the 400 meters (45.3) and 440 (46.8) . . . He also competes on the relay track squads at KU . . . Smith won the 600-yard run at the '76 Big Eight indoor meet and ran a leg on the Jayhawks second place mile relay team at the NCAA indoor . . . He also competed on the Kansas mile

and 440 relay squads that won championships at the 1976 Big Eight outdoor . . . Has a best of 4.65 in the 40, 6.3 for the 60 and 21.9 in the 220 . . . To concentrate on football he did not participate in track this spring. The Chiefs obtained Smith on a choice from Washington for John Matuszak . . . Smith transferred to Kansas from Southwest Junior College in Los Angeles after a prep career at Manual Arts High School in L.A. . . . Majored in physical education . . . Born August 24, 1954 in New Orleans, Louisiana.

WADDELL SMITH CAREER AT KANSAS

Receiving

Year	No.	Yards	Avg.	TD	LG
1974	2	18	9.0	0	10
1975	9	197	21.9	1	50
1976	10	221	22.1	1	51
Totals	21	436	20.7	2	51

Round 9a DERRICK GLANTON DE 6-6 246
Bishop

A combination defensive tackle and end at Bishop, Glanton is projected at end with Kansas City, though he could be tried at tackle as well . . . Chiefs coaches are impressed with his size and upper body strength . . . He simply overpowered some collegiate opponents, but will need to concentrate on techniques and fundamentals in training camp . . . Also played basketball at Bishop, located in Dallas . . . That school also produced Chiefs cornerback Emmitt Thomas over a decade ago . . . Glanton covers 40 yards in 5.05 seconds . . . Kansas City drafted Glanton on a choice obtained from Buffalo for Doug Jones . . . Born April 9, 1954 in East St. Louis, Illinois.

Round 9b DAVE GREEN T 6-4 263
New Mexico

A native of Iowa who migrated west, Green transferred to New Mexico from Ellsworth (Iowa) Junior College where he had been a junior college All-America at tackle . . . He made the switch to center at New Mexico, started part-time as a junior, then had the position all to himself last year . . . The Chiefs plan to try him as a backup center in addition to tackle . . . Extremely agile, Green runs 40 yards in 4.9 seconds . . . He spends much of his free time scuba diving and also enjoys fishing . . . Elected to go with New Mexico out of junior college because of that state's mountains and open country . . . Green majored in zoology and intends to pursue oceanography or forestry in addition to football . . . Born September 14, 1955 in Washington, Iowa.

Round 10 MARK VITALI QB 6-5 209
Purdue

Vitali quarterbacked three seasons in a predominantly run-oriented offense . . . In fact, the Boilermakers did not have a touchdown pass all last year . . . Though his statistics are not overly impressive, Vitali did lead Purdue to an upset 16-14 win over Michigan in 1976 . . . He finished his college career in third place on the Boilermakers total offense list behind Dale Samuels and Otis Armstrong . . . Also ranks as Purdue's fourth-leading career passer . . . Chiefs assistant coach Bob Schnelker looks for Vitali to battle Mike Nott for the third quarterback slot . . . Purdue used him extensively as an option runner . . . He carried 100 times as a senior for 317 yards and eight touchdowns . . . Had 52 carries for 132 yards as a junior . . . Vitali threw for over 1,000 yards as a sophomore and joined Samuels, Mike Phipps and former Chiefs star Len Dawson in that category . . . Earned All-America honors at St. Charles High School where he played golf and basketball in addition to football . . . Majored in marketing . . . Born July 13, 1955 in St. Charles, Illinois.

MARK VITALI CAREER AT PURDUE**Passing**

Year	Att.	Comp.	Yards	Pct.	TD	Int.
1974	145	68	1,006	.469	8	8
1975	127	46	728	.362	3	7
1976	172	73	1,184	.424	0	16
Totals	444	187	2,918	.421	11	31

Round 11 MAURICE MITCHELL WR 5-11 187
Northern Michigan

Northern Michigan's career leader in receiving, Mitchell will compete for a wide receiver slot with Kansas City . . . He was a first-team All-America selection by the NCAA Division II coaches and finished second in Division II receiving in 1976 . . . Mitchell earned honorable mention from both the Associated Press and Football News . . . Majored in art . . . Married, wife Mary, one child . . . Born December 30, 1954 in Grand Junction, Michigan.

MAURICE MITCHELL CAREER AT NORTHERN MICHIGAN**Receiving**

Year	No.	Yards	Avg.	TD	LG
1974	24	365	15.2	1	25
1975	28	519	18.5	4	31
1976	57	1,183	20.7	8	52
Totals	109	2,066	18.9	13	52

Round 12 RAY BURKS LB 6-2½ 217
UCLA

A tight end turned linebacker for the Bruins, Burks will be tested on the outside at Kansas City . . . He started eight games at tight end for UCLA as a freshman in 1973 . . . Burks then suffered a back injury the following year, was switched to defense for his final two seasons, then moved from weakside to strongside linebacker prior to his senior year . . . Played on the 1976 Rose Bowl champion that upset Ohio State in Dick Vermeil's last game as the Bruins head coach . . . A four-year letterman, Burks opened in eight 1975 contests and 10 last year . . . He was the team's sixth best tackler in '75 with 77 and also had four sacks and a fumble recovery . . . Burks racked up 53 unassisted stops in '76 . . . Intercepted one pass his senior year for 28 yards . . . Majored in sociology . . . Born March 9, 1955 in Gardena, California.

STATISTICAL REVIEW

CHIEFS 1976 REGULAR SEASON RESULTS

CHIEFS	OPPONENT	SITE	ATTENDANCE
16	San Diego Chargers	30 Arrowhead	53,133
21	Oakland Raiders	24 Arrowhead	60,884
17	New Orleans Saints	27 Arrowhead	53,918
17	at Buffalo Bills	50 Rich Stadium	51,909
33	at Washington Redskins	30 R.F.K. Stadium	53,060
20	at Miami Dolphins	17 Orange Bowl	43,325
26	Denver Broncos	35 Arrowhead	57,961
28	at Tampa Bay Buccaneers	19 Tampa Stadium	41,779
0	Pittsburgh Steelers	45 Arrowhead	71,516
10	at Oakland Raiders	21 Oakland Coliseum	48,859
24	Cincinnati Bengals	27 Arrowhead	46,259
23	at San Diego Chargers	20 San Diego Stadium	29,272
16	at Denver Broncos	17 Mile High Stadium	58,170
39	Cleveland Browns	14 Arrowhead	34,340
<u>290</u>		<u>376</u>	<u>378,011</u>

TEAM STATISTICS

	Chiefs	Opp.				
TOTAL FIRST DOWNS	275	309				
Rushing	104	161				
Passing	151	133				
Penalty	20	15				
Third Down Efficiency	79-210	78-184				
TOTAL NET YARDS	4804	5359				
Avg. Per Game.....	343.1	382.8				
Total Plays	959	899				
Avg. Per Play	5.01	5.96				
NET YARDS RUSHING	1873	2861				
Avg. Per Game.....	133.8	204.4				
Total Rushes	498	555				
Avg. Per Rush.....	3.76	5.15				
NET YARDS PASSING.....	2929	2496				
Avg. Per Game.....	209.2	178.3				
Tackled/Yards Lost	42-374	22-188				
Gross Yards	3303	2684				
Attempts/Completions	419-229	375-215				
Pct. of Completions546	.573				
Had Intercepted	17	23				
PUNTS/AVERAGE.....	67-41.7	63-39.7				
NET PUNTING AVERAGE	33.7	30.3				
PUNT RETURNS/AVERAGE.....	34-12.6	39-9.6				
KICKOFF RETURNS/AVERAGE	64-24.0	55-23.0				
MISC. RETURN/AVERAGE	4-6.8	8-12.9				
INTERCEPTIONS/AVG. RETURN	23-7.0	17-14.6				
PENALTIES/YARDS	97-789	88-762				
FUMBLES/BALL LOST.....	31-16	35-20				
TOUCHDOWNS	33	51				
Rushing	18	24				
Passing	15	25				
Returns	0	2				
EXTRA POINTS/ATTEMPTS	27-33	43-51				
FIELD GOALS/ATTEMPTS	21-38	9-18				
TOTAL POINTS	290	376				
SCORE BY PERIODS	1	2	3	4	OT	Total
CHIEFS	49	95	71	72	3	290
Opponents	95	71	83	127	0	376

RUSHING

	Att.	Yds.	Avg.	LG	TD
M. Lane.....	162	542	3.3	20	5
E. Podolak.....	88	371	4.2	22	5
W. Green.....	73	322	4.4	27	1
T. Reamon.....	103	314	3.1	14	4
H. Marshall.....	5	101	20.2	59	1
M. Livingston.....	31	89	2.9	19	2
T. Adams.....	5	46	9.2	21	0
G. Harrison.....	16	41	2.6	7	0
P. McNeil.....	8	26	3.3	7	0
W. White.....	2	15	7.5	8	0
J. Kinney.....	1	7	7.0	7	0
L. Brunson.....	3	-1	-0.3	5	0
J. Stenerud.....	1	0	0.0	0	0
CHIEFS TOTAL	498	1873	3.76	59	18
Opp. Total.....	555	2861	5.15	77	24

FIELD GOALS

	1-19	20-29	30-39	40-49	50
J. Stenerud.....	0-0	7-11	6-9	7-15	1-3
CHIEFS TOTAL	0-0	7-11	6-9	7-15	1-3
Opp. Total.....	0-0	5-5	4-9	0-2	0-2

PASSING

	Att.	Comp.	Yards	Pct.	TD	Int.
M. Livingston.....	338	189	2682	.559	12	13
T. Adams.....	71	36	575	.507	3	4
M. Nott.....	10	4	46	.400	0	0
M. Lane.....	0	0	0	.000	0	0
CHIEFS TOTAL	419	229	3303	.546	15	17
Opp. Total.....	375	215	2684	.573	25	23

RECEIVING

	No.	Yds.	Avg.	LG	TD
M. Lane.....	66	686	10.4	44	1
W. White.....	47	808	17.2	41	7
L. Brunson.....	33	656	19.9	57	1
H. Marshall.....	28	443	15.8	31	2
B. Masters.....	18	269	14.9	30	3
E. Podolak.....	13	156	12.0	23	0
T. Reamon.....	10	136	13.6	49	1
W. Green.....	9	100	11.1	31	0
P. McNeil.....	2	33	16.5	18	0
G. Harrison.....	1	12	12.0	12	0
L. Williams.....	1	9	9.0	9	0
C. Getty.....	1	-5	-5.0	0	0
CHIEFS TOTAL	229	3303	14.4	57	15
Opp. Total.....	215	2684	12.5	57	25

INTERCEPTIONS

	No.	Yds.	Avg.	LG	TD
K. Reardon.....	5	26	5.2	22	0
T. Gray.....	4	19	4.8	11	0
W. Lanier.....	3	28	9.3	14	0
G. Barbaro.....	3	27	9.0	16	0
E. Thomas.....	2	30	15.0	29	0
T. Collier.....	2	10	5.0	10	0
J. Lynch.....	2	7	3.5	7	0
B. Andrews.....	1	11	11.0	11	0
J. Elrod.....	1	3	3.0	3	0
CHIEFS TOTAL	23	161	7.0	29	0
Opp. Total.....	17	248	14.6	101	1

PUNTING

	No.	Yds.	Avg.	TB	In. 20	LG
J. Wilson.....	65	2729	42.0	8	15	62
M. Nott.....	1	35	35.0	0	0	35
J. Stenerud.....	1	28	28.0	0	1	28
CHIEFS TOTAL	67	2792	41.7	8	15	62
Opp. Total.....	63	2501	39.7	8	12	57

PUNT RETURNS

	No.	FC	Yds.	Avg.	LG	TD
L. Brunson.....	31	0	387	12.5	48	0
B. Andrews.....	1	0	38	38.0	38	0
K. Reardon.....	1	1	4	4.0	4	0
T. Reamon.....	1	0	0	0.0	0	0
CHIEFS TOTAL	34	1	429	12.6	48	0
Opp. Total	39	4	375	9.6	55	1

KICKOFF RETURNS

	No.	Yds.	Avg.	LG	TD
L. Williams.....	25	688	27.6	64	0
W. Green.....	3	82	27.3	30	0
R. Craig	2	45	22.5	23	0
T. Reamon.....	19	424	22.3	35	0
G. Harrison.....	13	278	21.4	35	0
P. McNeil	2	21	10.5	19	0
CHIEFS TOTAL	64	1538	24.0	64	0
Opp. Total	55	1263	23.0	64	0

SCORING

	TDR	TDP	TD Rt	FG	PAT	TP
J. Stenerud.....	0	0	0	21-38	27-33	90
W. White	0	7	0	0-0	0-0	42
M. Lane.....	5	1	0	0-0	0-0	36
E. Podolak.....	5	0	0	0-0	0-0	30
T. Reamon.....	4	1	0	0-0	0-0	30
H. Marshall.....	1	2	0	0-0	0-0	18
B. Masters.....	0	3	0	0-0	0-0	18
M. Livingston	2	0	0	0-0	0-0	12
W. Green.....	1	0	0	0-0	0-0	6
L. Brunson.....	0	1	0	0-0	0-0	6
Safety.....	0	0	0	0-0	0-0	2
CHIEFS TOTAL	18	15	0	21-38	27-33	290
Opp. Total	24	25	2	9-18	43-51	376

Stenerud Field Goals: (28, 45w) (41w) (51w,) 27 (33) (37, 52, 38, 23b, 45, 47b) (29, 34) (52w, 48, 40, 38w) (42, 32, 32w, 27b) (27b) (43w, 41) (45w, 24b, 24, 39w, 46w) (40, 28, 26) (31, 43w) (49s, 27, 42)

QB SACKS

Estes 5½, Lohmeyer 4, Maddox 4, Paul 3½, Young 1½, Lee 1, Gray 1, Wolf 1, Simons ½

ARROWHEAD TICKET INFORMATION

Single game tickets for Chiefs games at Arrowhead this season are available in four price ranges. Tickets may be purchased at more than 150 ticket outlets throughout the four-state midwest area of Missouri, Kansas, Nebraska and Iowa.

- Ticket prices: \$ 7 (Family Plan, end zone)
 \$ 8 (Reserved, upper & lower decks)
 \$ 9 (Box, upper and lower decks)
 \$11 (Club level, preseason only)

1976 NFL FINAL STANDINGS

AMERICAN FOOTBALL CONFERENCE

EASTERN DIVISION

	W	L	T	Pct.	Pts.	OP
Baltimore Colts	11	3	0	.786	417	246
*New England Patriots	11	3	0	.786	376	236
Miami Dolphins	6	8	0	.429	263	264
New York Jets	3	11	0	.214	169	383
Buffalo Bills	2	12	0	.143	245	363

WESTERN DIVISION

	W	L	T	Pct.	Pts.	OP
Oakland Raiders.....	13	1	0	.929	350	237
Denver Broncos	9	5	0	.643	315	206
San Diego Chargers	6	8	0	.429	248	285
Kansas City Chiefs	5	9	0	.357	290	376
Tampa Bay Buccaneers..	0	14	0	.000	125	412

CENTRAL DIVISION

	W	L	T	Pct.	Pts.	OP
Pittsburgh Steelers	10	4	0	.714	342	138
Cincinnati Bengals	10	4	0	.714	335	210
Cleveland Browns.....	9	5	0	.643	267	287
Houston Oilers	5	9	0	.357	222	273

*Wild Card Qualifier for Playoffs

NATIONAL FOOTBALL CONFERENCE

EASTERN DIVISION

	W	L	T	Pct.	Pts.	OP
Dallas Cowboys.....	11	3	0	.786	296	194
*Washington Redskins.....	10	4	0	.714	291	217
St. Louis Cardinals	10	4	0	.714	309	267
Philadelphia Eagles	4	10	0	.286	165	286
New York Giants.....	3	11	0	.214	170	250

WESTERN DIVISION

	W	L	T	Pct.	Pts.	OP
Los Angeles Rams	10	3	1	.750	351	190
San Francisco 49ers.....	8	6	0	.571	270	190
Atlanta Falcons	4	10	0	.286	172	312
New Orleans Saints.....	4	10	0	.286	253	346
Seattle Seahawks	2	12	0	.143	229	429

CENTRAL DIVISION

	W	L	T	Pct.	Pts.	OP
Minnesota Vikings	11	2	1	.821	305	176
Chicago Bears	7	7	0	.500	253	216
Detroit Lions	6	8	0	.429	262	220
Green Bay Packers	5	9	0	.357	218	299

*Wild Card Qualifier for Playoffs

1976 POSTSEASON SCORES

AFC Playoffs:

Pittsburgh 40, Baltimore 14
Oakland 24, New England 21

AFC Championship:

Oakland 24, Pittsburgh 7

NFC Playoffs:

Minnesota 35, Washington 13
Los Angeles 14, Dallas 12

NFC Championship:

Minnesota 24, Los Angeles 13

Super Bowl XI:

(at Pasadena, Calif.)

Oakland 32, Minnesota 14

AFC-NFC Pro Bowl:

(at Seattle)

AFC 24, NFC 14

CHIEFS RESULTS

TEXANS/CHIEFS ALL-TIME REGULAR SEASON RESULTS

(Home Games in Bold Face)

1960

(Won 8, Lost 6)

Texans 20, Los Angeles 21
Texans 34, Oakland 16
Texans 17, Los Angeles 0
Texans 35, New York 37
Texans 19, Oakland 20
Texans 10, Houston 20
Texans 17, Denver 14
Texans 45, Buffalo 28
Texans 34, Denver 7
Texans 14, Boston 42
Texans 35, New York 41
Texans 24, Houston 0
Texans 34, Boston 0
Texans 24, Buffalo 7

1961

(Won 6, Lost 8)

Texans 10, San Diego 26
Texans 42, Oakland 35
Texans 26, Houston 21
Texans 19, Denver 12
Texans 24, Buffalo 27
Texans 7, Houston 38
Texans 17, Boston 18
Texans 21, Boston 28
Texans 20, Buffalo 30
Texans 14, San Diego 24
Texans 43, Oakland 11
Texans 7, New York 28
Texans 49, Denver 21
Texans 35, New York 24

1962

(Won 11, Lost 3)

Texans 42, Boston 28
Texans 26, Oakland 16
Texans 41, Buffalo 21
Texans 28, San Diego 32
Texans 27, Boston 7
Texans 20, New York 17
Texans 31, Houston 7
Texans 6, Houston 14
Texans 52, New York 31
Texans 24, Denver 3
Texans 35, Oakland 7
Texans 14, Buffalo 23
Texans 17, Denver 10
Texans 26, San Diego 17

1963

(Won 5, Lost 7, Tied 2)

Chiefs 59, Denver 7
Chiefs 27, Buffalo 27
Chiefs 10, San Diego 24
Chiefs 28, Houston 7
Chiefs 26, Buffalo 35
Chiefs 17, San Diego 38
Chiefs 7, Houston 38
Chiefs 7, Oakland 10
Chiefs 7, Oakland 22
Chiefs 24, Boston 24
Chiefs 0, New York 17
Chiefs 52, Denver 21
Chiefs 35, Boston 3
Chiefs 48, New York 0

1964

(Won 7, Lost 7)

Chiefs 17, Buffalo 34
Chiefs 21, Oakland 9
Chiefs 28, Houston 7
Chiefs 27, Denver 33
Chiefs 22, Buffalo 35
Chiefs 7, Boston 24
Chiefs 49, Denver 39
Chiefs 42, Oakland 7
Chiefs 14, San Diego 28
Chiefs 28, Houston 19
Chiefs 14, New York 27
Chiefs 24, Boston 31
Chiefs 49, San Diego 6
Chiefs 24, New York 7

1965

(Won 7, Lost 5, Tied 2)

Chiefs 10, Oakland 37
Chiefs 14, New York 10
Chiefs 10, San Diego 10
Chiefs 27, Boston 17
Chiefs 31, Denver 23
Chiefs 7, Buffalo 23
Chiefs 36, Houston 38
Chiefs 14, Oakland 7
Chiefs 10, New York 13
Chiefs 31, San Diego 7
Chiefs 10, Boston 10
Chiefs 52, Houston 21
Chiefs 25, Buffalo 34
Chiefs 45, Denver 35

1966

(Won 11, Lost 2, Tied 1)

Chiefs 42, Buffalo 20
Chiefs 32, Oakland 10
Chiefs 43, Boston 24
Chiefs 14, Buffalo 29
Chiefs 37, Denver 10
Chiefs 13, Oakland 34
Chiefs 56, Denver 10
Chiefs 48, Houston 23
Chiefs 24, San Diego 14
Chiefs 34, Miami 16
Chiefs 27, Boston 27
Chiefs 32, New York 24
Chiefs 19, Miami 18
Chiefs 27, San Diego 17

1967

(Won 9, Lost 5)

Chiefs 25, Houston 20
Chiefs 24, Miami 0
Chiefs 21, Oakland 23
Chiefs 41, Miami 0
Chiefs 31, San Diego 45
Chiefs 19, Houston 24
Chiefs 52, Denver 9
Chiefs 42, New York 18
Chiefs 33, Boston 10
Chiefs 16, San Diego 17
Chiefs 22, Oakland 44
Chiefs 23, Buffalo 13
Chiefs 21, New York 7
Chiefs 38, Denver 24

1968

(Won 12, Lost 2)

Chiefs 26, Houston 21
Chiefs 19, New York 20
Chiefs 34, Denver 2
Chiefs 48, Miami 3
Chiefs 18, Buffalo 7
Chiefs 13, Cincinnati 3
Chiefs 24, Oakland 10
Chiefs 27, San Diego 20
Chiefs 21, Oakland 38
Chiefs 16, Cincinnati 9
Chiefs 31, Boston 17
Chiefs 24, Houston 10
Chiefs 40, San Diego 3
Chiefs 30, Denver 7

1969

(Won 11, Lost 3)

Chiefs 27, San Diego 9
Chiefs 31, Boston 0
Chiefs 19, Cincinnati 24
Chiefs 26, Denver 13
Chiefs 24, Houston 0
Chiefs 17, Miami 10
Chiefs 42, Cincinnati 22
Chiefs 29, Buffalo 7
Chiefs 27, San Diego 3
Chiefs 34, New York 16
Chiefs 24, Oakland 27
Chiefs 31, Denver 17
Chiefs 22, Buffalo 19
Chiefs 6, Oakland 10

1970

(Won 7, Lost 5, Tied 2)

Chiefs 10, Minnesota 27
Chiefs 44, Baltimore 24
Chiefs 13, Denver 26
Chiefs 23, Boston 10
Chiefs 27, Cincinnati 19
Chiefs 16, Dallas 27
Chiefs 17, Oakland 17
Chiefs 24, Houston 9
Chiefs 31, Pittsburgh 14
Chiefs 6, St. Louis 6
Chiefs 26, San Diego 14
Chiefs 16, Denver 0
Chiefs 6, Oakland 20
Chiefs 13, San Diego 31

1971

(Won 10, Lost 3, Tied 1)

Chiefs 14, San Diego 21
Chiefs 20, Houston 16
Chiefs 16, Denver 3
Chiefs 31, San Diego 10
Chiefs 38, Pittsburgh 16
Chiefs 27, Washington 20
Chiefs 20, Oakland 20
Chiefs 10, New York 13
Chiefs 13, Cleveland 7
Chiefs 28, Denver 10
Chiefs 21, Detroit 32
Chiefs 26, S. F. 17
Chiefs 16, Oakland 14
Chiefs 22, Buffalo 9

1976

(Won 5, Lost 9)

Chiefs 16, San Diego 30
Chiefs 21, Oakland 24
Chiefs 17, New Orleans 27
Chiefs 17, Buffalo 50
Chiefs 33, Washington 30
Chiefs 20, Miami 17 (OT)
Chiefs 26, Denver 35

1972

(Won 8, Lost 6)

Chiefs 10, Miami 20
Chiefs 20, New Orleans 17
Chiefs 45, Denver 24
Chiefs 31, Cleveland 7
Chiefs 16, Cincinnati 23
Chiefs 20, Philadelphia 21
Chiefs 26, San Diego 14
Chiefs 27, Oakland 14
Chiefs 17, San Diego 27
Chiefs 7, Pittsburgh 16
Chiefs 3, Oakland 26
Chiefs 24, Denver 21
Chiefs 24, Baltimore 10
Chiefs 17, Atlanta 14

1973

(Won 7, Lost 5, Tied 2)

Chiefs 13, Los Angeles 23
Chiefs 10, New England 7
Chiefs 16, Oakland 3
Chiefs 16, Denver 14
Chiefs 10, Green Bay 10
Chiefs 6, Cincinnati 14
Chiefs 14, Buffalo 23
Chiefs 19, San Diego 0
Chiefs 19, Chicago 7
Chiefs 38, Houston 14
Chiefs 10, Denver 14
Chiefs 20, Cleveland 20
Chiefs 7, Oakland 37
Chiefs 33, San Diego 6

1974

(Won 5, Lost 9)

Chiefs 24, N.Y. Jets 16
Chiefs 7, Oakland 27
Chiefs 17, Houston 7
Chiefs 14, Denver 17
Chiefs 24, Pittsburgh 34
Chiefs 3, Miami 9
Chiefs 24, San Diego 14
Chiefs 27, N.Y. Giants 33
Chiefs 7, San Diego 14
Chiefs 42, Denver 34
Chiefs 6, Cincinnati 33
Chiefs 17, St. Louis 13
Chiefs 6, Oakland 7
Chiefs 15, Minnesota 35

1975

(Won 5, Lost 9)

Chiefs 33, Denver 37
Chiefs 24, New York Jets 30
Chiefs 3, San Francisco 20
Chiefs 42, Oakland 10
Chiefs 12, San Diego 10
Chiefs 26, Denver 13
Chiefs 13, Houston 17
Chiefs 34, Dallas 31
Chiefs 3, Pittsburgh 28
Chiefs 24, Detroit 21 (OT)
Chiefs 14, Baltimore 28
Chiefs 20, San Diego 28
Chiefs 14, Cleveland 40
Chiefs 20, Oakland 28

Chiefs 28, Tampa Bay 19
Chiefs 0, Pittsburgh 45
Chiefs 10, Oakland 21
Chiefs 24, Cincinnati 27
Chiefs 23, San Diego 20
Chiefs 16, Denver 17
Chiefs 39, Cleveland 14

TEXANS/CHIEFS PRESEASON RESULTS

1960 (6-0)

Dallas 20 Oakland 13 at Oakland
Dallas 27 Houston 10 at Tulsa, Oklahoma
Dallas 24 Boston 14 at Boston
Dallas 38 N.Y. Titans 14 at Abilene, Texas
Dallas 48 Denver 0 at Little Rock, Arkansas
Dallas 24 Houston 3 at Dallas

1961 (4-1)

Dallas 39 N.Y. Titans 28 at Dallas
Dallas 31 Denver 13 at Midland, Texas
Dallas 35 Buffalo 26 at Buffalo
Dallas 29 Denver 27 at Fort Worth, Texas
Dallas 10 San Diego 31 at San Diego

1962 (2-3-0)

Dallas 13 Oakland 3 at Atlanta
Dallas 24 Denver 27 at Fort Worth, Texas
Dallas 31 Houston 34 at Houston
Dallas 0 San Diego 17 at San Diego
Dallas 22 Oakland 6 at Midland, Texas

1963 (3-2-0)

Kansas City 14 San Diego 26 at San Diego
Kansas City 17 Buffalo 13 at Kansas City
Kansas City 35 Oakland 21 at Seattle
Kansas City 17 Houston 23 at Wichita, Kansas
Kansas City 30 Denver 16 at Kansas City

1964 (4-1-0)

Kansas City 21 Oakland 14 at Oakland
Kansas City 24 Buffalo 21 at Buffalo
Kansas City 14 San Diego 26 at Kansas City
Kansas City 14 Denver 10 at Fort Worth, Texas
Kansas City 27 Houston 17 at Houston

1965 (3-2-0)

Kansas City 30 Denver 24 at Denver
Kansas City 10 San Diego 31 at Kansas City
Kansas City 6 Oakland 23 at Oakland
Kansas City 18 Buffalo 16 at Wichita, Kansas
Kansas City 34 Boston 7 at Kansas City

1966 (4-0-0)

Kansas City 32 Denver 30 at Denver
Kansas City 33 Miami 0 at Miami
Kansas City 31 San Diego 21 at Anaheim, Calif.
Kansas City 31 Houston 20 at Kansas City

1967 (4-1-0)

Kansas City 24 Houston 9 at Houston
Kansas City 30 N.Y. Jets 17 at Birmingham, Ala.
Kansas City 48 Oakland 0 at Portland, Oregon
Kansas City 66 Chicago 24 at Kansas City
Kansas City 24 Los Angeles 44 at Los Angeles

1968 (4-1-0)

Kansas City 38 Cincinnati 14 at Cincinnati
Kansas City 13 Minnesota 10 at Minneapolis
Kansas City 13 St. Louis 10 at Kansas City
Kansas City 31 Oakland 21 at Kansas City
Kansas City 16 Los Angeles 36 at Los Angeles

1969 (6-0-0)

Kansas City 23 Oakland 17 at Birmingham, Ala.
Kansas City 38 Detroit 13 at Kansas City
Kansas City 23 Cincinnati 7 at Jackson, Miss.
Kansas City 42 Los Angeles 14 at Los Angeles
Kansas City 31 St. Louis 21 at St. Louis
Kansas City 14 Atlanta 10 at Kansas City

1970 (4-3-0)

Kansas City 24 College All-Stars 3 at Chicago
 Kansas City 30 Detroit 17 at Detroit
 Kansas City 3 Baltimore 17 at Kansas City
 Kansas City 16 Cleveland 13 at Memphis, Tenn.
 Kansas City 17 Atlanta 22 at Atlanta
 Kansas City 13 Dallas 0 at Dallas
 Kansas City 24 St. Louis 34 at St. Louis

1971 (4-1-1)

Kansas City 10 Baltimore 7 at Baltimore
 Kansas City 12 Atlanta 10 at Kansas City
 Kansas City 27 New Orleans 7 at New Orleans
 Kansas City 21 New York Jets 16 at Kansas City
 Kansas City 17 St. Louis 17 at Kansas City
 Kansas City 17 Dallas 24 at Dallas

1972 (5-2-0)

Kansas City 23 N.Y. Giants 17 at Canton, Ohio
 Kansas City 24 Chicago 10 at South Bend, Ind.
 Kansas City 24 St. Louis 14 at Arrowhead
 Kansas City 17 Baltimore 23 at Arrowhead
 Kansas City 19 Los Angeles 13 at Arrowhead
 Kansas City 20 Dallas 10 at Arrowhead
 Kansas City 0 Green Bay 30 at Milwaukee

1973 (2-4-0)

Kansas City 12 New Orleans 6 at Arrowhead
 Kansas City 16 Detroit 17 at Arrowhead
 Kansas City 10 Minnesota 13 at Arrowhead
 Kansas City 16 Green Bay 21 at Arrowhead
 Kansas City 16 Dallas 27 at Dallas
 Kansas City 16 St. Louis 7 at St. Louis

1974 (3-3-0)

Kansas City 20 Detroit 12 at Arrowhead
 Kansas City 21 Buffalo 35 at Arrowhead
 Kansas City 16 Los Angeles 58 at Los Angeles
 Kansas City 26 San Francisco 7 at Arrowhead
 Kansas City 16 Dallas 25 at Dallas
 Kansas City 31 St. Louis 16 at Arrowhead

1975 (3-3-0)

Kansas City 3 St. Louis 10 at Arrowhead
 Kansas City 26 Dallas 20 at Arrowhead
 Kansas City 24 Detroit 27 at Detroit
 Kansas City 6 Los Angeles 14 at Arrowhead
 Kansas City 31 Green Bay 3 at Arrowhead
 Kansas City 9 Buffalo 7 at Buffalo

1976 (2-4-0)

Kansas City 9 Houston 3 at Arrowhead (OT)
 Kansas City 10 Minnesota 13 at Arrowhead
 Kansas City 13 San Francisco 21 at San Francisco
 Kansas City 23 Washington 20 at Arrowhead
 Kansas City 21 Detroit 23 at Arrowhead
 Kansas City 14 St. Louis 31 at St. Louis

CHIEFS ASSISTANT COACHES

John Beake 1968-74	Chuck Mills 1966
Tom Bettis 1966-76	Tommy O'Boyle 1966-74
Darrell "Pete" Brewster 1964-73	Steve Ortmyer 1975-76
Tom Catlin 1960-65	Tom Pratt 1963-76
Walt Corey 1971-74	Alvin Roy 1968-72
Vince Costello 1975-76	Bob Schnelker 1975-76
Chet Franklin 1975-76	Joe Spencer 1975-76
Bob Ghilotti 1963	Bill Walsh 1960-74
Ed Hughes 1960-62	Eddie Wilson 1974

1976 AFC STAT LEADERS

LEADING SCORERS

	TD's	Rush	Rec.	Ret.	PAT	FG	LG	Points
1. T. Linhart, Balt.	0	0	0	0	49-50	20-27	41	109
2. J. Stenerud, K.C.	0	0	0	0	27-33	21-38	52	90
3. J. Smith, N.E.	0	0	0	0	42-46	15-25	49	87
4. F. Harris, Pitt.	14	14	0	0	0-0	0-0	30	84
5. R. Gerela, Pitt.	0	0	0	0	40-43	14-26	47	82
6. C. Bahr, Cin.	0	0	0	0	39-42	14-27	51	81
7. J. Turner, Den.	0	0	0	0	36-39	15-21	47	81
8. S. Grogan, N.E.	13	12	0	1	0-0	0-0	41	78
9. G. Yepremian, Mia.	0	0	0	0	29-31	16-23	53	77

LEADING PASSERS

	Att.	Comp	Pct.	Yds.	Gnd.	Avg.		Pct.	Pct.			Rating
						Yds.	TD		TD	LP	Int.	
1. K. Stabler, Oak.	291	194	66.7	2737		9.41	27	9.3	88	17	5.8	103.7
2. B. Jones, Balt.	343	207	60.3	3104		9.05	24	7.0	79	9	2.6	102.6
3. J. Ferguson, Buff. .	151	74	49.0	1086		7.19	9	6.0	58	1	0.7	90.0
4. B. Griese, Mia.	272	162	59.6	2097		7.71	11	4.0	47	12	4.4	78.9
5. M. Livingston, K.C. 338	189	55.9	2682		7.93	12	3.6	57	13	3.8	77.9	
6. B. Sipe, Cle.	312	178	57.1	2113		6.77	17	5.4	52	14	4.5	77.1
7. K. Anderson, Cin. .	338	179	53.0	2367		7.00	19	5.6	85	14	4.1	77.0
8. D. Fouts, S.D.	359	208	57.9	2535		7.06	14	3.9	81	15	4.2	75.3
9. D. Pastorini, Hou. .	309	167	54.0	1795		5.81	10	3.2	67	10	3.2	68.6
10. T. Bradshaw, Pitt. .	192	92	47.9	1177		6.13	10	5.2	50	9	4.7	65.3

LEADING PASS RECEIVERS

	No.	Yards	Avg.	Long	TDs
1. Mac Lane, Kansas City	66	686	10.4	44	1
2. Bob Chandler, Buffalo	61	824	13.5	58	10
3. Lydell Mitchell, Baltimore	60	555	9.3	40	3
4. Dave Casper, Oakland	53	691	13.0	30	10
5. Ken Burrough, Houston	51	932	18.3	69	7
6. Charlie Joiner, San Diego	50	1056	21.1	81	7
7. Reggie Rucker, Cleveland	49	676	13.8	45	8
8. Walter White, Kansas City	47	808	17.2	41	7
9. Billy Johnson, Houston	47	495	10.5	40	4
10. Rickey Young, San Diego	47	441	9.4	33	1

LEADING INTERCEPTORS

	No.	Yards	Long	TDs
1. Ken Riley, Cincinnati	9	141	53	1
2. Mike Haynes, New England	8	90	28	0
3. Tom Jackson, Denver	7	136	46	1
4. Thom Darden, Cleveland	7	73	21	0
5. Glen Edwards, Pittsburgh	6	95	55	0
6. Don Goode, San Diego	6	82	27	0
7. Mel Blount, Pittsburgh	6	75	28	0

LEADING RUSHERS

	Att.	Yards	Avg.	Long	TDs
1. O.J. Simpson, Buffalo	290	1503	5.2	75	8
2. Lydell Mitchell, Baltimore	289	1200	4.2	43	5
3. Franco Harris, Pittsburgh	289	1128	3.9	30	14
4. Rocky Bleier, Pittsburgh	220	1036	4.7	28	5
5. Mark van Eeghen, Oakland	233	1012	4.3	21	3
6. Otis Armstrong, Denver	247	1008	4.1	31	5
7. Greg Pruitt, Cleveland	209	1000	4.8	64	4
8. Sam Cunningham, N.E.	172	824	4.8	24	3
9. Rickey Young, San Diego	162	802	5.0	46	4
10. Benny Malone, Miami	186	797	4.3	31	4

LEADING PUNTERS

	No.	Yards	Long	Avg.	Touch- backs	Blkd.	Ret.	Ret. Yds.	Ins. 20	Net. Avg.
1. M. Bateman, Buff...	86	3,678	78	42.8	14	1	52	878	16	29.0
2. J. Wilson, K.C.	65	2,729	62	42.0	8	1	38	365	14	33.4
3. R. Guy, Oak.	67	2,785	66	41.6	15	0	38	323	13	32.3
4. J. West, S.D.	38	1,548	57	40.7	5	0	22	223	9	32.2
5. M. Patrick, N.E.	67	2,688	52	40.1	12	0	37	288	12	32.2
6. D. Carrell, N.Y.J.	81	3,218	72	39.7	6	0	55	463	13	32.5
7. D. Lee, Balt.	59	2,342	56	39.7	3	0	33	231	21	34.8
8. P. McNally, Cin.	76	2,999	61	39.5	6	0	41	323	12	33.6
9. D. Green, T.B.	92	3,619	56	39.3	3	0	71	754	12	30.5
10. B. Walden, Pitt.	76	2,982	58	39.2	13	0	36	206	22	33.1

LEADING PUNT RETURNERS

	No.	Yards	Avg.	Long	TDs
1. Rick Upchurch, Denver	39	536	13.7	92	4
2. Mike Haynes, New England	45	608	13.5	89	2
3. Mike Fuller, San Diego	33	436	13.2	43	0
4. Larry Brunson, Kansas City	31	387	12.5	48	0
5. Neil Colzie, Oakland	41	448	10.9	32	0
6. Billy Johnson, Houston	38	403	10.6	46	0
7. Keith Moody, Buffalo	16	166	10.4	67	1
8. Theo Bell, Pittsburgh	39	390	10.0	35	0
9. Manfred Moore, T.B.-Oak.	20	184	9.2	23	0

LEADING KICKOFF RETURNERS

	No.	Yards	Avg.	Long	TDs
1. Duriel Harris, Miami	17	559	32.9	69	0
2. Jess Phillips, New England	14	397	28.4	71	0
3. Lonnie Perrin, Denver	14	391	27.9	43	0
4. Lawrence Williams, K.C.	25	688	27.5	64	0
5. Rick Jennings, Oakland	16	417	26.1	55	0
6. Willie Shelby, Cincinnati	30	761	25.4	97	1
7. Steve Holden, Cleveland	19	461	24.3	44	0
8. Gary Davis, Miami	26	617	23.7	47	0
9. Howard Stevens, Baltimore	30	710	23.7	83	0
10. Rick Upchurch, Denver	22	514	23.4	64	0

CHIEFS TRAVEL PLANS

The Chiefs travel to all opponent cities via airline charter. Chiefs charters are scheduled to arrive at the opponent city at approximately 2:00 p.m. the afternoon prior to kickoff and depart for Kansas City immediately following the game.

Chiefs director of public relations Bob Sprenger will arrive in each opponent city on either Tuesday or Wednesday of game week.

MEDIA FACILITIES

The Press/Radio/Television box at Arrowhead is located on the south side of the stadium on two levels. Entrance to the Radio/Television level (Plaza) and working press level (Club) is through Gate E. The Chiefs provide complete photo darkroom facilities for use on game day and requests for use of these darkrooms should be made in advance to the Chiefs public relations office.

AFL/AFC LEADERS BY SEASONS

RUSHING

Year	Player, Team	No.	Yds.	Avg.	TD	Long
1960	HAYNES, Dallas	156	875	5.6	9	43
1961	Cannon, Houston.....	200	948	4.7	6	61
1962	Gilchrist, Buffalo.....	214	1096	5.1	13	44
1963	Daniels, Oakland.....	215	1099	5.1	3	74
1964	Gilchrist, Buffalo.....	230	981	4.3	6	51
1965	Lowe, San Diego.....	222	1121	5.1	7	59
1966	Nance, Boston.....	299	1458	4.9	11	65
1967	Nance, Boston.....	269	1216	4.5	7	53
1968	Robinson, Cincinnati.....	238	1023	4.3	8	87
1969	Post, San Diego.....	182	873	4.8	6	60
1970	Little, Denver.....	209	901	4.3	3	80
1971	Little, Denver.....	284	1133	4.0	6	40
1972	Simpson, Buffalo.....	292	1251	4.3	6	94
1973	Simpson, Buffalo.....	332	2003	6.0	12	80
1974	Armstrong, Denver.....	263	1407	5.3	9	43
1975	Simpson, Buffalo.....	329	1817	5.5	16	88
1976	Simpson, Buffalo.....	290	1503	5.2	8	75

PASSING

Year	Player, Team	Att.	Comp.	Int.	Yds.	TD	Pct.
1960	Kemp, Los Angeles.....	406	211	25	3018	20	.520
1961	Blanda, Houston.....	362	187	22	3330	36	.517
1962	DAWSON, Dallas	310	189	17	2759	29	.609
1963	Rote, San Diego.....	286	170	17	2510	20	.594
1964	DAWSON, Kansas City	354	199	18	2379	30	.562
1965	Hadl, San Diego.....	348	174	20	2798	21	.500
1966	DAWSON, Kansas City	284	159	10	2527	26	.560
1967	Lamonica, Oakland.....	425	220	20	3228	30	.518
1968	DAWSON, Kansas City	224	131	9	2109	17	.585
1969	Cook, Cincinnati.....	197	106	11	1854	15	.538
1970	Lamonica, Oakland.....	356	179	15	2516	22	.503
1971	Griese, Miami.....	263	145	9	2089	19	.551
1972	Morrall, Miami.....	150	83	7	1360	11	.553
1973	Stabler, Oakland.....	260	163	10	1997	14	.627
1974	Anderson, Cincinnati.....	328	213	10	2667	18	.649
1975	Anderson, Cincinnati.....	377	228	11	3169	21	.605
1976	Stabler, Oakland.....	291	194	17	2737	27	.667

PASS RECEIVING

Year	Player, Team	No.	Yds.	Avg.	TD	Long
1960	Taylor, Denver.....	92	1235	13.4	12	61
1961	Taylor, Denver.....	100	1176	12.7	4	52
1962	Taylor, Denver.....	77	908	11.7	4	45
1963	Taylor, Denver.....	78	1101	14.1	10	72
1964	Hennigan, Houston.....	101	1546	15.3	8	53
1965	Taylor, Denver.....	85	1131	13.3	6	63
1966	Alworth, San Diego.....	73	1383	18.9	13	78
1967	Sauer, New York.....	75	1189	15.9	6	61
1968	Alworth, San Diego.....	68	1312	19.3	10	80
1969	Alworth, San Diego.....	64	1003	15.7	4	76
1971	Biletnikoff, Oakland.....	61	929	15.2	9	49
1972	Biletnikoff, Oakland.....	58	802	13.8	7	39
1973	Willis, Houston.....	57	371	6.5	1	50
1974	Mitchell, Baltimore.....	72	544	7.6	2	31
1975	Rucker, Cleveland.....	60	770	12.8	3	40
	Mitchell, Baltimore.....	60	544	9.1	4	35
1976	LANE, Kansas City	66	686	10.4	1	44

SCORING

Year	Player, Team	TD	PAT	FG	Total
1960	Mingo, Denver.....	6	33	18	123
1961	Cappelletti, Boston.....	8	48	17	147
1962	Mingo, Denver.....	4	32	27	137
1963	Cappelletti, Boston.....	2	35	22	111
1964	Cappelletti, Boston.....	7	36	25	155
1965	Cappelletti, Boston.....	9	27	17	132
1966	Cappelletti, Boston.....	6	36	16	119
1967	Blanda, Oakland.....	0	56	20	116
1968	Turner, New York.....	0	43	34	145
1969	Turner, New York.....	0	33	32	129

		TD	Pat	FG	Total
1970	STENERUD, Kansas City	0	26	30	116
1971	Yepremian, Miami	0	33	28	117
1972	Howfield, New York Jets	0	40	27	121
1973	Gerela, Pittsburgh	0	36	29	123
1974	Gerela, Pittsburgh	0	33	20	93
1975	Simpson, Buffalo	23	0	0	138
1976	Linhart, Baltimore	0	49	20	109

FIELD GOALS

Year	Player, Team	Made	Att.	Pct.	Long
1960	Mingo, Denver	18	28	.643	51
1961	Cappelletti, Boston	17	32	.531	46
1962	Mingo, Denver	27	39	.692	53
1963	Cappelletti, Boston	22	38	.578	47
1964	Cappelletti, Boston	25	39	.641	51
1965	Gogolak, Buffalo	28	46	.609	47
1966	MERCER, Kansas City	20	30	.700	50
1967	STENERUD, Kansas City	21	36	.583	54
1968	Turner, New York	34	46	.739	42
1969	Turner, New York	32	47	.681	50
1970	STENERUD, Kansas City	30	42	.417	55
1971	Yepremian, Miami	28	40	.412	48
1972	Howfield, New York Jets	27	37	.700	42
1973	Gerela, Pittsburgh	29	43	.674	49
1974	Gerela, Pittsburgh	20	29	.689	44
1975	STENERUD, Kansas City	22	32	.688	51
1976	STENERUD, Kansas City	21	38	.553	52

PUNTING

Year	Player, Team	No.	Yds.	Avg.	Long
1960	Maguire, Los Angeles	43	1743	40.5	70
1961	Atkins, Buffalo	84	3783	45.0	70
1962	Fraser, Denver	54	2400	44.4	75
1963	Fraser, Denver	78	3595	46.1	66
1964	Fraser, Denver	72	3225	44.7	67
1965	WILSON, Kansas City	68	3132	46.1	64
1966	Scarpitto, Denver.....	76	3480	45.8	70
1967	Scarpitto, Denver.....	105	4713	44.9	73
1968	WILSON, Kansas City	63	2841	45.1	70
1969	Partee, San Diego.....	71	3167	44.6	63
1970	Lewis, Cincinnati	79	3651	46.2	63
1971	Lewis, Cincinnati	72	3229	44.8	56
1972	WILSON, Kansas City	66	2960	44.8	69
1973	WILSON, Kansas City	80	3642	45.5	68
1974	Guy, Oakland	74	3124	42.2	66
1975	Guy, Oakland	68	2979	43.8	64
1976	Bateman, Buffalo.....	86	3678	43.3	78

INTERCEPTIONS

Year	Player, Team.....	No.	Yds.	Avg.	TD	Long
1960	Gonsoulin, Denver.....	11	98	8.9	0	
1961	Atkins, Buffalo	10	158	15.8	0	29
1962	Riley, New York.....	11	122	11.1	0	30
1963	Glick, Houston	12	180	15.0	1	45
1964	Paulson, New York.....	12	157	13.1	1	42
1965	Hicks, Houston	9	156	17.3	0	31
1966	ROBINSON, Kansas City	10	136	13.6	1	29
	HUNT, Kansas City	10	113	11.3	0	33
1967	Farr, Houston	10	264	26.4	3	67
	Jancik, Buffalo	10	222	22.2	2	46
	Westmoreland, Miami.....	10	127	12.7	1	29
1968	Grayson, Oakland	10	195	19.5	1	54
1969	THOMAS, Kansas City	9	146	16.2	1	45
1970	ROBINSON, Kansas City	10	155	15.5	0	57
1971	Houston, Houston.....	9	220	24.4	4	48
1972	SENSIBAUGH, Kansas City	8	65	8.1	0	35
1973	Anderson, Miami	8	163	20.4	2	38
	Wagner, Pittsburgh.....	8	134	16.8	0	38
1974	THOMAS, Kansas City	12	214	18.8	2	73
1975	Blount, Pittsburgh.....	11	121	11.0	0	47
1976	Riley, Cincinnati	9	141	15.7	1	53

PUNT RETURNS

Year	Player, Team	No.	Yds.	Avg.	TD	Long
1960	Haynes, Dallas	14	215	15.4	0	
1961	Christy, New York	18	383	21.3	2	70
1962	Christy, New York	15	250	16.7	2	73
1963	Gibson, Oakland.....	26	307	11.8	2	85
1964	Jancik, Houston.....	12	220	18.3	1	82
1965	Duncan, San Diego.....	30	464	15.5	1	66
1966	Duncan, San Diego.....	18	238	13.2	1	81
1967	Little, Denver	16	270	16.9	1	72
1968	SMITH, Kansas City	18	270	15.0	1	80
1969	Thompson, Denver.....	25	288	11.5	0	40
1970	PODOLAK, Kansas City.....	23	311	13.5	0	60
1971	Kelly, Cleveland.....	30	292	9.7	0	74
1972	Farasopoulos, New York Jets.....	17	179	10.5	1	65
1973	Smith, San Diego	27	352	13.0	2	84
1974	Parrish, Cincinnati	18	338	18.8	2	90
1975	Johnson, Houston	40	610	15.3	3	83
1976	Upchurch, Denver	39	536	13.7	4	92

KICKOFF RETURNS

Year	Player, Team	No.	Yds.	Avg.	TD	Long
1960	Hall, Houston.....	19	594	31.3	0	
1961	GRAYSON, Dallas.....	16	453	28.3	0	73
1962	Jancik, Houston.....	24	726	30.2	0	61
1963	Jancik, Houston.....	45	1317	29.2	0	53
1964	Roberson, Oakland	36	975	27.1	0	59
1965	Haynes, Denver.....	34	901	26.5	0	60
1966	Sellers, Denver.....	19	541	28.5	2	100
1967	Moore, Houston.....	14	405	28.9	1	92
1968	Atkinson, Oakland	32	802	25.1	0	60
1969	Thompson, Denver.....	18	513	35.4	1	99
1970	Duncan, Baltimore.....	20	707	35.4	1	99
1971	Morris, Miami.....	15	423	28.2	1	94
1972	Laird, Baltimore	29	843	29.1	0	73
1973	Francis, Buffalo	23	687	29.9	2	101
1974	Pruitt, Cleveland.....	22	606	27.5	1	88
1975	Hart, Oakland	17	518	30.5	1	102
1976	Harris, Miami	17	559	32.9	0	69

RECORDS OF NFL TEAMS OVER THE PAST SEVENTEEN YEARS (1960-1976)

No.	Team	W	L	T	Pct.
1.	Oakland Raiders	148-	79-	11	.645
2.	Baltimore Colts	145-	86-	05	.625
3.	Cleveland Browns	141-	88-	07	.612
4.	Green Bay Packers	136-	91-	09	.595
5.	Dallas Cowboys	137-	93-	06	.593
6.	Minnesota Vikings	127-	89-	08	.585
7.	Kansas City Chiefs	134-	94-	10	.584
8.	Miami Dolphins	88-	63-	03	.581
9.	Los Angeles Rams	130-	95-	11	.574
10.	St. Louis Cardinals	118-	106-	12	.525
11.	Detroit Lions	117-	105-	14	.525
12.	Cincinnati Bengals	65-	60-	01	.519
13.	San Diego Chargers	116-	111-	11	.511
14.	Washington Redskins	110-	115-	11	.489
15.	Pittsburgh Steelers	110-	118-	08	.483
16.	San Francisco 49ers	108-	119-	09	.477
17.	New York Giants	102-	127-	07	.447
18.	New York Jets	103-	129-	06	.445
19.	Chicago Bears	101-	128-	07	.443
20.	Buffalo Bills	101-	129-	08	.441
21.	New England Patriots	100-	129-	09	.439
22.	Houston Oilers	101-	131-	06	.437
23.	Philadelphia Eagles	88-	139-	09	.392
24.	Denver Broncos	82-	147-	09	.363
25.	Atlanta Falcons	50-	100-	04	.338
26.	New Orleans Saints	36-	99-	05	.275
27.	Seattle Seahawks	2-	12-	0	.143
28.	Tampa Bay Buccaneers	0-	14-	0	.000

AFC

1.	Oakland Raiders	148-	79-	11	.645
2.	Baltimore Colts	145-	86-	05	.625
3.	Cleveland Browns	141-	88-	07	.612
4.	Kansas City Chiefs	134-	94-	10	.584
5.	Miami Dolphins	88-	63-	03	.581
6.	Cincinnati Bengals	65-	60-	01	.519
7.	San Diego Chargers	116-	111-	11	.511
8.	Pittsburgh Steelers	110-	118-	08	.483
9.	New York Jets	103-	129-	06	.445
10.	Buffalo Bills	101-	129-	08	.441
11.	New England Patriots	100-	129-	09	.439
12.	Houston Oilers	101-	131-	06	.437
13.	Denver Broncos	82-	147-	09	.363
14.	Seattle Seahawks	2-	12-	0	.143

NFC

1.	Green Bay Packers	136-	91-	09	.595
2.	Dallas Cowboys	137-	93-	06	.593
3.	Minnesota Vikings	127-	89-	08	.585
4.	Los Angeles Rams	130-	95-	11	.574
5.	St. Louis Cardinals	118-	106-	12	.525
6.	Detroit Lions	117-	105-	14	.525
7.	Washington Redskins	110-	115-	11	.489
8.	San Francisco 49ers	108-	119-	09	.477
9.	New York Giants	102-	127-	07	.447
10.	Chicago Bears	101-	128-	07	.443
11.	Philadelphia Eagles	88-	139-	09	.392
12.	Atlanta Falcons	50-	100-	04	.338
13.	New Orleans Saints	36-	99-	05	.275
14.	Tampa Bay Buccaneers	0-	14-	0	.000

1977 CHIEFS DEPTH CHART

Note: Veterans are listed in caps

OFFENSE

Split End	Left Tackle	Left Guard	Center	Right Guard	Right Tackle	Tight End
89 HENRY MARSHALL	60 MATT HERKENHOFF	77 CHARLIE GETTY	58 JACK RUDNAY	65 TOM CONDON	70 JIM NICHOLSON	81 WALTER WHITE
85 BARRY PEARSON	77 CHARLIE GETTY	RANDY BEISLER	56 CHARLIE ANE	52 ORRIN OLSEN	76 ROD WALTERS	84 BILLY MASTERS
Waddell Smith	Bob Simmons	Darius Helton	52 ORRIN OLSEN	Darius Helton	Bob Simmons	Andre Samuels
Travis McCord	Jim Lohmann		Dave Green		Dave Green	Ed Beckman
Ricky Wesson						Harold Cain

Quarterback

10 MIKE LIVINGSTON
 11 TONY ADAMS
 7 MIKE NOTT
 Mark Vitali

Fullback

42 MACARTHUR LANE
 45 PAT McNEIL
 30 J.J. JENNINGS
 Mark Bailey
 George Hopkins

Halfback

14 ED PODOLAK
 27 WOODY GREEN
 22 GLYNN HARRISON
 Arnold Morgado
 Tony Reed
 Andre Herrera
 Ron James

Flanker

83 LARRY BRUNSON
 80 LAWRENCE WILLIAMS
 82 IKE McBEE
 Maurice Mitchell

DEFENSE

Left End	Left Tackle	Right Tackle	Right End
64 WHITNEY PAUL	78 WILLIE LEE	72 KEITH SIMONS	99 WILBUR YOUNG
74 LAWRENCE ESTES	73 JAMES WOLF	74 LAWRENCE ESTES	75 BOB MADDOX
87 JOHN LOHMEYER	87 JOHN LOHMEYER	75 BOB MADDOX	Rick Burleson
Derrick Glanton	Bud Magrum	Bud Magrum	

Left Linebacker

53 BILLY ANDREWS
 54 CLYDE WERNER
 55 DAVE ROZUMEK

Ray Burks
 Steve Krum

Strong Safety

46 TIM GRAY
 15 KERRY REARDON
 48 STEVE TAYLOR
 Chris Golub
 Gary Evans
 Willie Jenkins

Left Corner

37 TIM COLLIER
 15 KERRY REARDON
 Gary Green

Middle Linebacker

63 WILLIE LANIER
 57 JIMBO ELROD
 Dan McDonough
 Ron Olsonoski
 Steve Krum

Free Safety

26 GARY BARBARO
 15 KERRY REARDON
 49 STEVE BOGRAKOS
 Chris Golub
 Gary Evans
 Willie Jenkins

Right Linebacker

51 JIM LYNCH
 54 CLYDE WERNER
 55 DAVE ROZUMEK
 Thomas Howard
 Rudy Viney

Right Corner

18 EMMITT THOMAS
 37 TIM COLLIER
 15 KERRY REARDON

SPECIALISTS**Punters**

44 JERREL WILSON
 7 MIKE NOTT
 89 HENRY MARSHALL

Kick Centers

56 CHARLIE ANE
 52 ORRIN OLSEN
 Rick Burleson

Punt Returns

83 LARRY BRUNSON
 Gary Green
 22 GLYNN HARRISON
 15 KERRY REARDON
 14 ED PODOLAK

Holders

11 TONY ADAMS
 26 GARY BARBARO

Placekickers

3 JAN STENERUD
 42 MacARTHUR LANE

Kickoff Returns

83 LARRY BRUNSON
 80 LAWRENCE WILLIAMS
 27 WOODY GREEN
 22 GLYNN HARRISON
 Gary Green

KANSAS CITY CHIEFS 1977 VETERAN ROSTER

No.	NAME	Pos.	Ht.	Wt.	Exp.	Birthdate	Birthplace	College	Residence	Games In '76
11	ADAMS, TONY	QB	6-0	198	3	3/19/50	San Antonio, Tex.	Utah State	Overland Park, Ks.	14
53	ANDREWS, BILLY	LB	6-0	220	11	6/14/45	Clinton, La.	SE Louisiana	Clinton, La.	14
56	ANE, CHARLIE	C	6-1	233	3	8/12/52	Los Angeles, Calif.	Michigan State	Honolulu, Hawaii	14
26	BARBARO, GARY	S	6-3½	198	2	2/11/54	Kenner, La.	Nicholls State	Independence, Mo.	14
	BEISLER, RANDY	G	6-5	244	11	10/24/44	Gary, Indiana	Indiana	Woodside, Calif.	0
49	BOGRAKOS, STEVE	S	5-11	170	1	9/ 5/53	Bay City, Mich.	Central Michigan	Flint, Mich.	0
83	BRUNSON, LARRY	WR	5-11	180	4	8/11/49	Little Rock, Ark.	Colorado	Denver, Colo.	14
37	COLLIER, TIM	CB	5-11½	166	2	5/31/54	Dallas, Tex.	East Texas State	Dallas, Tex.	13
65	CONDON, TOM	G	6-3	240	4	10/26/52	Derby, Conn.	Boston College	Brighton, Mass.	14
57	ELROD, JIMBO	LB	6-0	209	2	5/25/54	Memphis, Tenn.	Oklahoma	Norman, Okla.	6
74	ESTES, LAWRENCE	DE/DT	6-6	250	6	12/ 9/46	Louisville, Miss.	Alcorn A & M	Amory, Miss.	14
	EVANS, GARY	CB	5-11½	183	1	11/20/54	Colo. Springs, Colo.	NE Missouri	Mendon, Ill.	0
77	GETTY, CHARLIE	G	6-4	260	4	7/24/52	Paterson, N.J.	Penn State	Raytown, Mo.	14
46	GRAY, TIM	S	6-1	200	3	11/11/52	Houston, Tex.	Texas A & M	Kansas City, Mo.	12
27	GREEN, WOODY	RB	6-1	205	4	6/20/51	Warren, Ark.	Arizona State	Portland, Ore.	6
22	HARRISON, GLYNN	RB	5-11	191	2	5/25/54	Atlanta, Ga.	Georgia	Athens, Ga.	8
60	HERKENHOFF, MATT	T	6-4	255	2	4/12/51	Meirose, Minn.	Minnesota	Blomington, Minn.	14
	JENNINGS, J.J.	RB	6-1	220	1	8/16/52	Holyoke, Mass.	Rutgers	Holyoke, Mass.	0
42	LANE, MACARTHUR	RB	6-1	220	10	3/16/42	Oakland, Calif.	Utah State	Oakland, Calif.	14
63	LANIER, WILLIE	LB	6-1	245	11	8/21/45	Clover, Va.	Morgan State	Midlothian, Va.	14
78	LEE, WILLIE	DT	6-4½	249	2	7/13/50	Daytona Beach, Fla.	Bethune-Cookman	Daytona Beach, Fla.	14
10	LIVINGSTON, MIKE	QB	6-4	211	10	11/14/45	Dallas, Tex.	S. Methodist	Gradview, Mo.	14
87	LOHMEYER, JOHN	DE	6-4	229	4	1/15/51	Emporia, Ks.	Emporia State	Emporia, Ks.	13
51	LYNCH, JIM	LB	6-1	225	11	11/21/45	Lima, Ohio	Notre Dame	Kansas City, Mo.	14
75	MADDOX, BOB	DE/DT	6-5	250	4	5/ 2/49	Braddock Hts., Md.	Frostburg State	Kansas City, Mo.	8

89	MAGRUM, BUD	DT 6-4	255	1	7/ 2/49	Sandusky, Ohio	Colorado	San Diego, Calif.	0
	MARSHALL, HENRY	WR 6-2	205	2	8/ 9/54	Douglas, Ga.	Missouri	Columbia, Mo.	14
84	MASTERS, BILLY	TE 6-5	240	11	3/15/44	Grayson, La.	Louisiana State	Wheat Ridge, Colo.	10
82	MCBEE, IKE	WR 5-11	175	1	7/29/53	Los Angeles, Calif.	San Jose State	San Jose, Calif.	0
	MCDONOUGH, DAN	LB 6-1	224	1	6/ 7/51	Belton, Mo.	Missouri	Belton, Mo.	0
45	MCNEIL, PAT	RB 5-9	208	2	2/28/54	Pittsburg, Calif.	Baylor	Waco, Texas	12
	MORGADO, ARNOLD	RB 6-0	210	1	3/27/52	Honolulu, Hawaii	Hawaii	Honolulu, Hawaii	0
70	NICHOLSON, JIM	T 6-6	275	4	2/28/50	Honolulu, Hawaii	Michigan State	Kansas City, Mo.	14
7	NOTT, MIKE	QB 6-3	200	2	5/19/52	Eureka, Calif.	Santa Clara	Prairie Village, Ks.	1
52	OLSEN, ORRIN	C 6-1	245	2	7/ 7/53	Logan, Utah	Brigham Young	Kansas City, Mo.	14
64	PAUL, WHITNEY	DE 6-3	220	2	10/ 8/53	Galveston, Tex.	Colorado	Galveston, Tex.	14
85	PEARSON, BARRY	WR 5-11	185	6	2/ 4/50	Geneseo, Ill.	Northwestern	Avon, Conn.	8
14	PODOLAK, ED	RB 6-1	205	9	9/ 1/47	Atlantic, Iowa	Iowa	Kansas City, Mo.	10
15	REARDON, KERRY	CB 5-11	180	7	5/ 6/49	Kansas City, Mo.	Iowa	Leawood, Ks.	14
55	ROZUMEK, DAVE	LB 6-1½	212	2	4/25/54	Lawrence, Mass.	New Hampshire	Lawrence, Mass.	8
58	RUDNAY, JACK	C 6-3	240	8	11/20/47	Cleveland, Ohio	Northwestern	Lee's Summit, Mo.	14
	SIMMONS, BOB	T 6-4	260	1	7/ 7/54	Temple, Tex.	Texas	Austin, Tex.	0
72	SIMONS, KEITH	DT 6-3	254	2	4/26/54	Ypsilanti, Mich.	Minnesota	Minneapolis, Minn.	6
3	STENERUD, JAN	K 6-2	187	11	11/26/43	Fetsund, Norway	Montana State	Prairie Village, Ks.	14
48	TAYLOR, STEVE	CB 6-3	204	2	12/27/53	Fort Worth, Tex.	Kansas	Fort Worth, Tex.	14
18	THOMAS, EMMITT	CB 6-2	192	12	6/ 3/43	Angleton, Tex.	Bishop	Kansas City, Mo.	14
	VINEY, RUDY	LB 5-11	220	1	8/16/53	Stockton, Calif.	Pacific	Stockton, Calif.	0
76	WALTERS, ROD	G 6-3	258	2	2/27/54	Lansing, Mich.	Iowa	Iowa City, Iowa	14
54	WERNER, CLYDE	LB 6-3	230	7	12/10/47	Munising, Mich.	Washington	Sumner, Wash.	14
81	WHITE, WALTER	TE 6-3	218	3	7/19/51	Charlottesville, Va.	Maryland	College Park, Md.	14
80	WILLIAMS, LAWRENCE	WR 5-10	173	2	9/ 3/53	Wichita Falls, Tex.	Texas Tech	Wichita Falls, Tex.	13
44	WILSON, JERREL	P 6-2	222	15	10/ 4/41	New Orleans, La.	So. Mississippi	Pleasant Hill, Mo.	14
73	WOLF, JAMES	DT/DE 6-3	250	3	4/ 4/52	Warren, Tex.	Prairie View	Warren, Tex.	14
99	YOUNG, WILBUR	DE 6-6	290	7	4/20/49	New York, N.Y.	William Penn	Kansas City, Mo.	14

KANSAS CITY CHIEFS 1977 FIRST YEAR ROSTER

NAME	Pos.	Ht.	Wt.	Birthdate	Birthplace	College	How Acq.
BAILEY, MARK	RB	6-3	237	12/13/54	Lynwood, Calif.	Cal State Long Beach	D-4a
BECKMAN, EDWIN	TE	6-4	223	1/ 2/55	Miami, Fla.	Florida State	FA
BURKS, RAY	LB	6-2½	217	3/ 9/55	Gardena, Calif.	UCLA	D-12
BURLESON, RICK	DE	6-5	240	12/14/53	Fort Worth, Tex.	Texas	D-6a
CAIN, HAROLD	TE	6-6	242	12/31/54	Columbus, Ga.	Clemson	FA
GLANTON, DERRICK	DE	6-6	246	4/ 9/54	East St. Louis, Ill.	Bishop	D-9a
GREEN, DAVE	T	6-4	263	9/14/55	Washington, Iowa	New Mexico	D-9b
GREEN, GARY	CB	5-11	184	10/22/55	San Antonio, Tex.	Baylor	D-1
GOLUB, CHRIS	S	6-2½	196	12/ 2/54	Kansas City, Mo.	Kansas	D-7
HARRIS, ERIC	DB	6-3	187	8/11/55	Memphis, Tenn.	Memphis State	D-4d
HELTON, DARIUS	G	6-2	260	10/2/54	Charlotte, N.C.	North Carolina Central	D-4c
HERRERA, ANDRE	RB	6-0	198	11/10/52	New York, N.Y.	Southern Illinois	D-6b
HOPKINS, GEORGE	FB	6-1	220	9/18/54	Jefferson City, Mo.	Missouri Western	FA
HOWARD, THOMAS	LB	6-2	208	8/18/54	Lubbock, Tex.	Texas Tech	D-3
JAMES, RONALD	RB	6-2	200	7/28/55	Okmulgee, Okla.	East Central University	FA
JENKINS, WILLIE	S	5-11	189	9/19/54	Tallahassee, Fla.	Miami (Florida)	FA
KRUM, STEVE	LB	6-1	215	12/ 1/54	Springfield, Mass.	Colorado State	FA
LOHMANN, JIM	T	6-3	256	5/18/55	Oakland, Calif.	Texas El Paso	FA
MCCORD, TRAVIS	WR	6-1	180	12/ 8/54	Sacramento, Calif.	Drake University	FA
MITCHELL, MAURICE	WR	5-11	187	12/30/54	Grand Junction, Mich.	Northern Michigan	D-11
MOODY, ARRY	RB	5-10	208	4/ 1/54	Shreveport, La.	Louisiana Tech	FA
OLSONOSKI, RON	LB	6-2½	234	12/20/54	Edina, Minn.	St. Thomas	D-8a
REED, TONY	RB	5-11	197	3/30/55	San Francisco, Calif.	Colorado	D-2
SAMUELS, ANDRE	TE	6-4	229	8/ 1/53	San Francisco, Calif.	Bethune-Cookman	D-4b
SMITH, WADDELL	WR	6-1	162	8/24/54	St. Petersburg, Fla.	Kansas	D-8b
VITALI, MARK	QB	6-5	209	7/13/55	New Orleans, La.	Purdue	D-10
WESSON, RICKY	WR	5-9	163	6/29/55	St. Charles, Ill.	Southern Methodist	FA
YOUNG, LYNN	LB	6-3	217	3/ 3/53	Marianna, Ark.	Henderson State	FA

CHIEFS VS. THE NFL

KANSAS CITY 1, ATLANTA 0

1972—Kansas City 17, at Atlanta 14

KANSAS CITY 2, BALTIMORE 1

1970 — Kansas City 44, at Baltimore 24

1972 — at Kansas City 24, Baltimore 10

1975 — at Baltimore 28, Kansas City 3

BUFFALO 11, KANSAS CITY 10

1960 — Dallas 45, at Buffalo 28
at Dallas 24, Buffalo 7

1961 — at Buffalo 27, Dallas 24
Buffalo 30, at Dallas 20

1962 — at Dallas 41, Buffalo 21
at Buffalo 23, Dallas 14

1963 — at Buffalo 27, Kansas City 27
Buffalo 35, at Kansas City 26

1964 — at Buffalo 34, Kansas City 17
Buffalo 35, at Kansas City 22

1965 — Buffalo 23, at Kansas City 7
at Buffalo 34, Kansas City 25

1966 — Kansas City 42, at Buffalo 20
Buffalo 29, at Kansas City 14

*Kansas City 31, at Buffalo 7

1967 — at Kansas City 23, Buffalo 13

1968 — Kansas City 18, at Buffalo 7

1969 — Kansas City 29, at Buffalo 7

1971 — at Kansas City 22, Buffalo 9

1973 — at Buffalo 23, Kansas City 14

1976 — at Buffalo 50, Kansas City 17

KANSAS CITY 1, CHICAGO 0

1973 — at Kansas City 19, Chicago 7

CINCINNATI 5, KANSAS CITY 4

1968 — at Kansas City 13, Cincinnati 3
Kansas City 16, at Cincinnati 9

1969 — at Cincinnati 24, Kansas City 19
at Kansas City 42, Cincinnati 22

1970 — Kansas City 27, at Cincinnati 19

1972 — Cincinnati 23, at Kansas City 16

1973 — at Cincinnati 14, Kansas City 6

1974 — at Cincinnati 33, Kansas City 6

1976 — Cincinnati 27, at Kansas City 24

KANSAS CITY 3, CLEVELAND 1 (1 Tie)

1971 — at Kansas City 13, Cleveland 7

1972 — Kansas City 31, at Cleveland 7

1973 — at Kansas City 20, Cleveland 20

1975 — at Cleveland 40, Kansas City 14

1976 — at Kansas City 39, Cleveland 14

KANSAS CITY 1, DALLAS 1

1970 — Dallas 27, at Kansas City 16

1975 — Kansas City 34, at Dallas 31

KANSAS CITY 27, DENVER 7

1960 — Dallas 17, at Denver 14

at Dallas 34, Denver 7

- 1961 — Dallas 19, at Denver 12
at Dallas 49, Denver 21
- 1962 — Dallas 24, at Denver 3
at Dallas 17, Denver 10
- 1963 — Kansas City 59, at Denver 7
at Kansas City 52, Denver 21
- 1964 — at Denver 33, Kansas City 27
at Kansas City 49, Denver 39
- 1965 — Kansas City 31, at Denver 23
at Kansas City 45, Denver 35
- 1966 — at Kansas City 37, Denver 10
Kansas City 56, at Denver 10
- 1967 — at Kansas City 52, Denver 9
Kansas City 38, at Denver 24
- 1968 — at Kansas City 34, Denver 2
Kansas City 30, at Denver 7
- 1969 — Kansas City 26, at Denver 13
at Kansas City 31, Denver 17
- 1970 — at Denver 26, Kansas City 13
at Kansas City 16, Denver 0
- 1971 — Kansas City 16, at Denver 3
at Kansas City 28, Denver 10
- 1972 — Kansas City 45, at Denver 24
at Kansas City 24, Denver 21
- 1973 — at Kansas City 16, Denver 14
at Denver 14, Kansas City 10
- 1974 — Denver 17, at Kansas City 14
Kansas City 42, at Denver 34
- 1975 — at Denver 37, Kansas City 33
at Kansas City 26, Denver 13
- 1976 — Denver 35, at Kansas City 26
at Denver 17, Kansas City 16

KANSAS CITY 1, DETROIT 1

- 1971 — at Detroit 32, Kansas City 21
- 1975 — at Kansas City 24, Detroit 21 (OT)

GREEN BAY 1, KANSAS CITY 0 (1 Tie)

- #1967 — Green Bay 35, Kansas City 10
- 1973 — Kansas City 10, at Green Bay 10

KANSAS CITY 17, HOUSTON 7

- 1960 — at Houston 20, Dallas 10
at Dallas 24, Houston 0
- 1961 — at Dallas 26, Houston 21
at Houston 38, Dallas 7
- 1962 — Dallas 31, at Houston 7
Houston 14, at Dallas 6
*Dallas 20, at Houston 17
- 1963 — at Kansas City 28, Houston 7
at Houston 38, Kansas City 7
- 1964 — at Kansas City 28, Houston 7
Kansas City 28, at Houston 19
- 1965 — at Houston 38, Kansas City 36
at Kansas City 52, Houston 21
- 1966 — at Kansas City 48, Houston 23
- 1967 — Kansas City 25, at Houston 20
Houston 24, at Kansas City 19
- 1968 — Kansas City 26, at Houston 21
at Kansas City 24, Houston 10

- 1969 — at Kansas City 24, Houston 0
- 1970 — at Kansas City 24, Houston 9
- 1971 — Kansas City 20, at Houston 16
- 1973 — at Kansas City 38, Houston 14
- 1974 — Kansas City 17, at Houston 7
- 1975 — Houston 17, at Kansas City 13

LOS ANGELES 1, KANSAS CITY 0

- 1973 — Los Angeles 23, at Kansas City 13

KANSAS CITY 7, MIAMI 3

- 1966 — at Kansas City 34, Miami 16
Kansas City 19, at Miami 18
- 1967 — Kansas City 24, at Miami 0
at Kansas City 41, Miami 0
- 1968 — Kansas City 48, at Miami 3
- 1969 — at Kansas City 17, Miami 10
- +1971 — Miami 27, at Kansas City 24 (OT)
- 1972 — Miami 20, at Kansas City 10
- 1974 — at Miami 9, Kansas City 3
- 1976 — Kansas City 20, at Miami 17 (OT)

MINNESOTA 2, KANSAS CITY 1

- #1970 — Kansas City 23, Minnesota 7
- 1970 — at Minnesota 27, Kansas City 10
- 1974 — Minnesota 35, at Kansas City 15

KANSAS CITY 11, NEW ENGLAND 5 (3 Ties)

- 1960 — at Boston 42, Dallas 14
at Dallas 34, Boston 0
- 1961 — Boston 18, at Dallas 17
at Boston 28, Dallas 21
- 1962 — at Dallas 42, Boston 28
Dallas 27, at Boston 7
- 1963 — Kansas City 24, at Boston 24
at Kansas City 35, Boston 3
- 1964 — at Boston 24, Kansas City 7
Boston 31, at Kansas City 24
- 1965 — at Kansas City 27, Boston 17
Kansas City 10, at Boston 10
- 1966 — Kansas City 43, at Boston 24
at Kansas City 27, Boston 27
- 1967 — Kansas City 33, at Boston 10
- 1968 — at Kansas City 31, Boston 17
- 1969 — Kansas City 31, at Boston 0
- 1970 — at Kansas City 23, Boston 10
- 1973 — Kansas City 10, at New England 7

KANSAS CITY 1, NEW ORLEANS 1

- 1972 — Kansas City 20, at New Orleans 17
- 1976 — New Orleans 27, at Kansas City 17

NEW YORK GIANTS 1, KANSAS CITY 0

- 1974 — N.Y. Giants 33, at Kansas City 27

KANSAS CITY 12, NEW YORK JETS 9

- 1960 — at N.Y. Titans 37, Dallas 35
N.Y. Titans 41, at Dallas 35
- 1961 — at N.Y. Titans 28, Dallas 7
at Dallas 35, N.Y. Titans 24
- 1962 — at Dallas 20, N.Y. Titans 17
Dallas 52, at N.Y. Titans 31

- 1963 — at N.Y. Jets 17, Kansas City 0
at Kansas City 48, N.Y. Jets 0
- 1964 — at N.Y. Jets 27, Kansas City 14
at Kansas City 24, N.Y. Jets 7
- 1965 — Kansas City 14, at N.Y. Jets 10
N.Y. Jets 13, at Kansas City 10
- 1966 — Kansas City 32, at N.Y. Jets 24
- 1967 — at Kansas City 42, N.Y. Jets 18
Kansas City 21, at N.Y. Jets 7
- 1968 — N.Y. Jets 20, at Kansas City 19
- 1969 — Kansas City 34, at N.Y. Jets 16
+ Kansas City 13, at N.Y. Jets 6
- 1971 — at N.Y. Jets 13, Kansas City 10
- 1974 — at Kansas City 24, N.Y. Jets 16
- 1975 — N.Y. Jets 30, at Kansas City 24

OAKLAND 19, KANSAS CITY 15 (2 Ties)

- 1960 — Dallas 34, at Oakland 16
Oakland 20, at Dallas 19
- 1961 — Dallas 42, at Oakland 35
at Dallas 43, Oakland 11
- 1962 — Dallas 26, at Oakland 16
at Dallas 35, Oakland 7
- 1963 — at Oakland 10, Kansas City 7
Oakland 22, at Kansas City 7
- 1964 — Kansas City 21, at Oakland 9
at Kansas City 42, Oakland 7
- 1965 — at Oakland 37, Kansas City 10
at Kansas City 14, Oakland 7
- 1966 — Kansas City 32, at Oakland 10
Oakland 34, at Kansas City 13
- 1967 — at Oakland 23, Kansas City 21
Oakland 44, at Kansas City 22
- 1968 — at Kansas City 24, Oakland 10
at Oakland 38, Kansas City 21
+at Oakland 41, Kansas City 6
- 1969 — Oakland 27, at Kansas City 24
at Oakland 10, Kansas City 6
*Kansas City 17, at Oakland 7
- 1970 — at Kansas City 17, Oakland 17
at Oakland 20, Kansas City 6
- 1971 — Kansas City 20, at Oakland 20
at Kansas City 16, Oakland 14
- 1972 — at Kansas City 27, Oakland 14
at Oakland 26, Kansas City 3
- 1973 — at Kansas City 16, Oakland 3
at Oakland 37, Kansas City 7
- 1974 — at Oakland 27, Kansas City 7
Oakland 7, at Kansas City 6
- 1975 — at Kansas City 42, Oakland 10
at Oakland 28, Kansas City 20
- 1976 — Oakland 24, at Kansas City 21
at Oakland 21, Kansas City 10

PHILADELPHIA 1, KANSAS CITY 0

- 1972 — Philadelphia 21, at Kansas City 20

PITTSBURGH 4, KANSAS CITY 2

- 1970 — Kansas City 31, at Pittsburgh 14
- 1971 — at Kansas City 38, Pittsburgh 16

- 1972 — at Pittsburgh 16, Kansas City 7
- 1974 — Pittsburgh 34, at Kansas City 24
- 1975 — at Pittsburgh 28, Kansas City 3
- 1976 — Pittsburgh 45, at Kansas City 0

KANSAS CITY 1, ST. LOUIS 0 (1 Tie)

- 1970 — at Kansas City 6, St. Louis 6
- 1974 — Kansas City 17, at St. Louis 13

KANSAS CITY 18, SAN DIEGO 15 (1 Tie)

- 1960 — at Los Angeles 21, Dallas 20
at Dallas 17, Los Angeles 0
- 1961 — San Diego 26, at Dallas 10
at San Diego 24, Dallas 14
- 1962 — at San Diego 32, Dallas 28
at Dallas 26, San Diego 17
- 1963 — San Diego 38, at Kansas City 17
at San Diego 24, Kansas City 10
- 1964 — San Diego 28, at Kansas City 14
Kansas City 49, at San Diego 6
- 1965 — Kansas City 10, at San Diego 10
at Kansas City 31, San Diego 7
- 1966 — at Kansas City 24, San Diego 14
Kansas City 27, at San Diego 17
- 1967 — at San Diego 45, Kansas City 31
San Diego 17, at Kansas City 16
- 1968 — at Kansas City 27, San Diego 20
Kansas City 40, at San Diego 3
- 1969 — Kansas City 27, at San Diego 9
at Kansas City 27, San Diego 3
- 1970 — at Kansas City 26, San Diego 14
at San Diego 31, Kansas City 13
- 1971 — at San Diego 21, Kansas City 14
at Kansas City 31, San Diego 10
- 1972 — Kansas City 26, at San Diego 14
San Diego 27, at Kansas City 17
- 1973 — Kansas City 19, at San Diego 0
at Kansas City 33, San Diego 6
- 1974 — Kansas City 24, at San Diego 14
San Diego 14, at Kansas City 7
- 1975 — Kansas City 12, at San Diego 10
San Diego 28, at Kansas City 20
- 1976 — San Diego 30, at Kansas City 16
Kansas City 23, at San Diego 20

KANSAS CITY 1, SAN FRANCISCO 1

- 1971 — Kansas City 26, at San Francisco 17
- 1975 — San Francisco 20, at Kansas City 3

KANSAS CITY 1, TAMPA BAY 0

- 1976 — Kansas City 28, at Tampa Bay 19

KANSAS CITY 2, WASHINGTON 0

- 1971 — at Kansas City 27, Washington 20
- 1976 — Kansas City 33, at Washington 30

*American Football League Championship Game

+American Football League/Conference Divisional Playoff

#Super Bowl

CHIEFS/TEXANS COMPOSITE RECORD (1960-1976)

VS. AFC

Opponent	Reg. Season	Playoffs	Preseason	Total
Denver	27- 7-0	—	7-1-0	34- 8-0
Oakland	14-18-2	1-1-0	8-1-0	23-20-2
San Diego	18-15-1	—	1-5-0	19-20-1
Cincinnati	4- 5-0	—	2-0-0	6- 5-0
New England	11- 5-3	—	2-0-0	13- 5-3
Buffalo	9-11-1	1-0-0	5-1-0	15-12-1
Houston	16- 7-0	1-0-0	6-2-0	23- 9-0
New York Jets	11- 9-0	1-0-0	4-0-0	16- 9-0
Miami	7- 2-0	0-1-0	1-0-0	8- 3-0
Baltimore	2- 1-0	—	1-2-0	3- 3-0
Cleveland	3- 1-1	—	1-0-0	4- 1-1
Pittsburgh	2- 4-0	—	—	2- 4-0
Seattle	—	—	—	0- 0-0
Totals	124-85-8	4-2-0	*39-12-0	

*Includes College All-Star win in 1970

VS. NFC

Opponent	Reg. Season	Playoffs	Preseason	Total
Green Bay	0- 0-1	0-1-0	1-2-0	1- 3-1
Chicago	1- 0-0	—	2-0-0	3- 0-0
Los Angeles	0- 1-0	—	2-4-0	2- 5-0
Minnesota	0- 2-0	1-0-0	1-2-0	2- 4-0
St. Louis	1- 0-1	—	5-3-0	6- 3-1
Detroit	1- 1-0	—	3-3-0	4- 4-0
Atlanta	1- 0-0	—	2-1-0	3- 1-0
Dallas	1- 1-0	—	3-3-0	4- 4-0
New Orleans	1- 1-0	—	2-0-0	3- 1-0
Washington	2- 0-0	—	1-0-0	3- 0-0
San Francisco	1- 1-0	—	1-1-0	2- 2-0
New York Giants	0- 1-0	—	1-0-0	1- 1-0
Philadelphia	0- 1-0	—	—	0- 1-0
Tampa Bay	1- 0-0	—	—	1- 0-0
Totals	10- 9-0	1-1-0	24-19-0	

NATIONAL FOOTBALL LEAGUE

**410 Park Avenue
New York, New York 10022
(212) 758-1500**

Commissioner.....Pete Rozelle
 Executive Director.....Don Weiss
 Director of Public Relations.....Jim Heffernan
 Director of Security.....Jack Danahy
 Director of Personnel.....Jan Van Duser
 Supervisor of Officials.....Art McNally
 Broadcast Coordinator.....Bob Cochran

AMERICAN FOOTBALL CONFERENCE

PresidentLamar Hunt
 Dallas (214) 747-1611
 Assistant to the PresidentVal Pinchbeck, Jr.
 New York (212) 758-8606
 Director of InformationJoe Browne

NATIONAL FOOTBALL CONFERENCE

PresidentGeorge Halas
 Chicago (312) 332-5400
 Assistant to the PresidentJoe Rhein
 New York (212) 758-8640
 Director of InformationJack Hand

CHIEFS HISTORY

CHIEFS 1977 DRAFT CHOICES

Round	Player	Pos.	College
1	Gary Green	CB	Baylor
2	Tony Reed	RB	Colorado
3	Thomas Howard	LB	Texas Tech
4a	Mark Bailey	RB	Cal State Long Beach
4b	Andre Samuels	TE	Bethune-Cookman
4c	Darius Helton	G	North Carolina Central
4d	Eric Harris	DB	Memphis State
5	Choice to Pittsburgh for Tommy Reamon		
6a	Rick Burleson	DE	Texas
6b	Andre Herrera	RB	Southern Illinois
7	Chris Golub	S	Kansas
8a	Ron Olsonoski	LB	College of St. Thomas
8b	Waddell Smith	WR	Kansas
9a	Derrick Glanton	DE	Bishop
9b	Dave Green	T	New Mexico
10	Mark Vitall	QB	Purdue
11	Maurice Mitchell	WR	Northern Michigan
12	Raymond Burks	LB	UCLA

1976 KANSAS CITY CHIEFS DRAFT

Round	Player	Pos.	College
1	Rod Walters	G	Iowa
2	Cliff Frazier	DT	UCLA
3a	Keith Simons	DT	Minnesota
3b	Choice to Green Bay for MacArthur Lane		
3c	Gary Barbaro	S	Nicholls State
3d	Henry Marshall	WR	Missouri
4	Choice to Cincinnati for Ken Avery		
5a	Willie Lee	DT	Bethune-Cookman
5b	Jimbo Elrod	LB	Oklahoma
6a	Steve Taylor	CB	Kansas
6b	Bob Gregolunas	LB	Northern Illinois
6c	Calvin Harper	T	Illinois State
7	Rod Wellington	RB	Iowa
8	Orrin Olsen	C	Brigham Young
9	Tim Collier	CB	East Texas State
10	Whitney Paul	DE	Colorado
11	Bob Squires	TE	Hastings
12	Harold Porter	WR	SW Louisiana
13	Joe Bruner	QB	NE Louisiana
14	Rick Thurman	T	Texas
15	Dave Rozumek	LB	New Hampshire
16	Dennis Anderson	DB/P	Arizona
17	Pat McNeil	RB	Baylor

1975 KANSAS CITY CHIEFS DRAFT

Round	Player	Pos.	College
1	Choice to Houston for John Matuszak		
2	Elmore Stephens	TE	Kentucky
3	Cornelius Walker	DT	Rice
4	Choice to Denver for Tom Graham		
5	Choice to Los Angeles for Jim Nicholson		
6a	Morris LaGrand	RB	Tampa
6b	Dave Wasick	DE	San Jose State
7	Choice to Houston for Bill Thomas		
8a	Choice to Pittsburgh for Barry Pearson		
8b	Wayne Hoffman	T	Oklahoma
9	Choice to Cleveland for Bob Briggs		
10	Choice to Denver for Tom Drougas		
11	Dale Hegland	G	Minnesota
12	James Rackley	RB	Florida A&M
13	John Snider	LB	Stanford
14	Gene Moshier	G	Vanderbilt
15	Choice to Pittsburgh for Tom Keating		
16	Mark Petersen	DE	Illinois
17	Mike Bulino	S	Pittsburgh

1974 KANSAS CITY CHIEFS DRAFT

Round	Player	Pos.	College
1	Woody Green	RB	Arizona State
2	Charlie Getty	T	Penn State
3	Dave Jaynes	QB	Kansas
4	Matt Herkenhoff	T	Minnesota
5	Choice to NY Giants for Wayne Walton		
6	Jay Washington	RB	Clemson

7	LeRoy Hegge	DE	South Dakota (Sprgfld.)
8	Choice to NY Jets for Gerry Philbin		
9	J. J. Jennings	RB	Rutgers
10	Tom Condon	G	Boston College
11	Bob Thornbladh	RB	Michigan
12	Carl Brown	WR	West Texas State
13	Norm Romagnoli	LB	Kentucky State
14	Frank Pomarico	G	Notre Dame
15	Lem Burnham	LB	U.S. International
16	Barry Beers	G	William & Mary
17	Dave Langner	KR	Auburn

1973 KANSAS CITY CHIEFS DRAFT

Round	Player	Pos.	College
1	Choice to Chicago for George Seals		
2a	Gary Butler	TE	Rice
2b	Choice to Los Angeles for Willie Ellison		
3	Paul Krause	T/G	Central Michigan
4a	John Lohmeyer	DE	Emporia State
4b	Choice to Los Angeles for Pete Beathard		
5	Fred Grambau	DE	Michigan
6	Doug Jones	DB	San Fernando Valley State
7	Donn Smith	C	Purdue
8	Al Palewicz	LB	Miami (Florida)
9	Bill Story	G	So. Illinois
10	Willie Osley	CB	Illinois
11	Choice nullified		
12	Tom Ramsey	DT	Northern Arizona
13	Paul Mettallo	CB	Massachusetts
14	Albert White	WR	Fort Valley State
15	Choice to Buffalo for past considerations		
16	Wilbur Grooms	LB	Tampa
17	Clayton Korver	DE/TE	Southern Methodist

1972 KANSAS CITY CHIEFS DRAFT

Round	Player	Pos.	College
1	Jeff Kinney	RB	Nebraska
2	Choice to New England for past considerations		
3	Choice to Houston for Willie Frazier		
4a	Andy Hamilton	WR	Louisiana State
4b	Choice to New Orleans for Charles Williams		
5	Milton Davis	DE/LB	Texas-Arlington
6	John Kahler	DT	Long Beach State
7	Dean Carlson	QB	Iowa State
8	Scott Mahoney	G	Colorado
9	Dave Taylor	T	Weber State
10	Richard Ruppert	T	Hawaii
11	Elbert Walker	T	Wisconsin
12	Mike Williams	DT	Oregon
13	Tyler Hellams	DB	South Carolina
14	Dave Chaney	LB	San Jose State
15	Larry Marshall	DB	Maryland
16	Bob Johnson	DE	Hanover
17	Ted Washington	LB	Mississippi Valley

1971 KANSAS CITY CHIEFS DRAFT

Round	Player	Pos.	College
1	Elmo Wright	WR	Houston
2a	Wilbur Young	DT	William Penn
2b	Scott Lewis	DE	Grambling
3	Choice to Cleveland for Marvin Upshaw		
4	David Robinson	TE	Jacksonville State
5	Mike Adamle	RB	Northwestern
6	Kerry Reardon	CB	Iowa
7	Choice to New Orleans for Jim Otis		
8a	Mike Sensibaugh	S	Ohio State
8b	Rick Telander	S	Northwestern
9	Alvin Hawes	T	Minnesota
10	Bruce Jankowski	WR	Ohio State
11	Nate Allen	CB	Texas Southern
12	Tony Esposito	RB	Pittsburgh
13	Chuck Hixson	QB	Southern Methodist
14	Bruce Bergey	TE	UCLA
15	Mike Montgomery	CB/S	SW Texas State
16	Darrell Jansonius	G	Iowa State

1970 KANSAS CITY CHIEFS DRAFT

Round	Player	Pos.	College
1	Sid Smith	T	Southern California
2	Clyde Werner	LB	Washington
3a	Billy Bob Barnett	DE	Texas A&M
3b	David Hadley	CB	Alcorn A&M
4	Choice to Cincinnati for Warren McVea		
5	Mike Oriard	C	Notre Dame

6	Robert Hews	DT/DE	Princeton
7	Clyde Glosson	WR	Texas—El Paso
8	Fred Barry	CB	Boston U.
9	Charley Evans	TE	Texas Tech
10	Bob Stankovich	G	Arkansas
11	Bill O'Neal	RB	Grambling
12	Rodney Fedorchak	G	Pittsburgh
13	Troy Patridge	DE	Texas—Arlington
14	Glenn Dumoni	RB	Am. International
15	Bob Liggett	DT	Nebraska
16	Randy Ross	LB	Kansas State
17	Rayford Jenkins	S	Alcorn A&M

1969 KANSAS CITY CHIEFS DRAFT

Round	Player	Pos.	College
1	James Marsalis	CB	Tennessee State
2	Ed Podolak	RB	Iowa
3	Morris Stroud	TE	Clark
4	Jack Rudnay	C	Northwestern
5	Bob Stein	LB	Minnesota
6	John Pleasant	RB	Alabama State
7	Tom Nettles	WR	San Diego State
8a	Clanton King	T	Purdue
8b	Maurice LeBlanc	RB	Louisiana State
9	Dan Klepper	G	Omaha
10	John Sponheimer	DE	Cornell
11	Skip Wupper	TE	C. W. Post
12	John Lavin	LB	Notre Dame
13	Rick Piland	G	Virginia Tech
14	Al Bream	CB	Iowa
15	Leland Winston	T	Rice
16	Uriel Johnson	CB	Prairie View
17	Ralph Jenkins	CB	Tuskegee

1968 KANSAS CITY CHIEFS DRAFT

Round	Player	Pos.	College
1a	Maurice Moorman	G	Texas A&M
1b	George Daney	G	Texas—El Paso
2	Mike Livingston	QB	Southern Methodist
3	Choice to Denver for Curley Culp		
4	Mickey McCarty	TE	Texas Christian
5	Choice to Buffalo for Remi Prudhomme		
6	Choice to Cincinnati in expansion draft		
7	Sam Grezaffi	DB	Louisiana State
8	Lindon Endsley	DE	North Texas State
9	Mac McClure	LB	Mississippi
10	Jack Gehrke	QB	Utah
11	Tom Nosewicz	DE	Tulane
12	Bobby Johns	DB	Alabama
13	Jim Kavanagh	WR	Boston College
14	Robert Holmes	RB	Southern
15	Bill Chambless	C	Miami (Florida)
16	Pat Talburt	T	SW Missouri State
17	Wesley Williams	FB	Texas Southern

1967 KANSAS CITY CHIEFS DRAFT

Round	Player	Pos.	College
1	Gene Trosch	DT	Miami
2a	Jim Lynch	LB	Notre Dame
2b	Willie Lanier	LB	Morgan State
3	Billy Masters	E	Louisiana State
4	Ron Zwernemann	G	East Texas State
5	Choice to Buffalo for past considerations		
6	Noland Smith	KR	Tennessee State
7	Richard Erickson	G	Stout State
8	Thomas Altmeier	T	Luther
9	Ed Pope	DT	Jackson State
10	Choice to Houston for Wayne Frazier		
11	William Braswell	G	Auburn
12a	Richard Kolowski	G	Wake Forest
12b	Kent Lashley	FL	Oklahoma State
13	Lenwood Simmons	FB	Edward Waters
14	John Bishop	G	Delta State
15	Denny Caponi	HB	Xavier
16	Charlie Noggle	QB	North Carolina State
17	David Lattin	E	Texas Western

1966 KANSAS CITY CHIEFS DRAFT

Round	Player	Pos.	College	Status
1	Aaron Brown	E	Minnesota	SIGNED
2	Francis Peay	T	Missouri	NFL
3	Walt Barnes	T	Nebraska	NFL
4	Elijah Gipson	HB	Bethune-Cookman	SIGNED
5	Doug Van Horn	G	Ohio State	NFL
6	John Osmond	C	Tulsa	NFL

7	Charles Gogolak	K	Princeton	NFL
8	Fletcher Smith	DB	Tennessee A&I	SIGNED
9	Dick Smith	DB	Northwestern	NFL
10	Fred Dawston	DB	South Carolina State	SIGNED
11	Willie Ray Smith	WR	Kansas	SIGNED
12	Bill Bonds	DB	McMurry	NFL
13	Wayne Walker	K	NW Louisiana	SIGNED
14	Charles Harraway	RB	San Jose State	NFL
15	Bruce Van Dyke	G	Missouri	NFL
16	Tom Barrington	RB	Ohio State	NFL
17	Walt Garrison	RB	Oklahoma State	NFL
18	Hal Seymour	DB	Florida	NFL
19	Bob Dunlevy	E	West Virginia	NFL
20	Mike Garrett	RB	Southern California	SIGNED

1966 FUTURES

Round	Player	Pos.	College	Status
1	George Youngblood	DB	Los Angeles State	NFL
2	Robert Pickens	T	Nebraska	
3	Jan Stenerud	K	Montana State	SIGNED
4	Dan Berry	HB	California	
5	Lynn Senkbeil	LB	Nebraska	
6	Dick Reding	DB	NW Louisiana	
7	Bill Ogle	T	Stanford	
8	Mel Myricks	DB	Washburn	SIGNED

1965 KANSAS CITY CHIEFS DRAFT

Round	Player	Pos.	College	Status
1	Gale Sayers	RB	Kansas	NFL
2a	Jack Chapple (from Buffalo)	G	Stanford	NFL
2b	Ron Caveness	LB	Arkansas	SIGNED
3	Mike Curtis	LB	Duke	NFL
4a	Otis Taylor (from Buffalo)	WR	Prairie View	SIGNED
4b	Frank Pitts	WR	Southern	SIGNED
5	Smith Reed	HB	Alcorn A&M	NFL
6	Mickey Sutton	DB	Auburn	SIGNED
7	Lou Bobich	DB/K	Michigan State	SIGNED
7	Gloster Richardson	WR	Jackson State	SIGNED
8	Danny Thomas	QB/K	Southern Methodist	SIGNED
9	Joe Cerne	C	Northwestern	NFL
10	Bob Howard	DB	Stanford	SIGNED
11	Al Piraino	T	Wisconsin	SIGNED
12	Mike Cox	LB	Iowa State	SIGNED
13	Robert Bonds	DB/E	San Jose State	SIGNED
14	Fred Dotson	DB	Wiley	SIGNED
15	Dave Powless	G	Illinois	NFL
16	Stan Irvine	T	Colorado	
17	Don Croftcheck	LB	Indiana	NFL
18	Jerry Smith	TE	Arizona State	NFL
19	Mike Alford	C	Auburn	NFL
20	Bill Symons	HB	Colorado	NFL

1965 FUTURES

Round	Player	Pos.	College	Status
1	Alphonse Dotson	DT	Grambling	SIGNED
2	Frank Cornish	DT	Grambling	
3	Henry Carr	HB	Arizona State	NFL
4	Steve Cox	T	South Carolina	
5	John Thomas	E	Southern California	
6	John Wilbur	G	Stanford	
7	Bill Moore	HB	Mississippi State	
8	Roosevelt Ellerbe	DB	Iowa State	

1964 KANSAS CITY CHIEFS DRAFT

Round	Player	Pos.	College	Status
1	Pete Beathard	QB	Southern California	SIGNED
2	Billy Martin	E	Georgia Tech	NFL
3	Ken Kortas	T	Louisville	NFL
4	Ed Lothamer	T	Michigan State	SIGNED
5	Choice to Buffalo			
6a	Duke Carlisle (from Buffalo)	DB	Texas	NFL
6b	Joe Don Looney	RB	Oklahoma	NFL
7	John Simon	E	Notre Dame	NFL
8	Hal Bedsole	WR	Southern California	NFL
9	Tony DiMidio	T	West Chester State	NFL
10	Clay Stephens	E	Notre Dame	NFL
11	Tommy Crutcher	LB	Texas Christian	NFL
12	Jake Adams	E	Virginia Polytechnic	NFL
13a	Orville Hudson (from Houston)	C	East Texas State	NFL
13b	Jay Wilkinson	HB	Duke	

1964 FUTURES

Round	Player	Pos.	College	Status
14	Paul Costa	HB	Notre Dame	TRADED
15	Jim Snowden	HB	Notre Dame	NFL
16	Roger Staubach	QB	Navy	NFL
17	Jack Peterson	T	Omaha	NFL
18	Jerry Knoll	T	Washington	
19	Jerry Lamb	E	Arkansas	SIGNED
20a	Bob Hohn (from Denver)	HB	Nebraska	NFL
20b	Sandy Sands	E	Texas	NFL
21	Bob Burrows	T	East Texas State	NFL
22	Dick Evers	T	Colorado State	NFL
23	Bud Abell	E	Missouri	SIGNED
24	Robert Young	T	Howard Payne	
25	Jerry McClurg	T	Colorado	NFL
26	Phil Zera	HB	St. Joseph's	

1963 KANSAS CITY CHIEFS DRAFT

Round	Player	Pos.	College	Status
1a	Buck Buchanan (from Oakland)	DT	Grambling	SIGNED
1b	Ed Budde	T	Michigan State	SIGNED
2	Walter Rock	T	Maryland	NFL
3	Don Brumm	T	Purdue	NFL
4	Daryl Sanders	G	Ohio State	NFL
5	John Campbell	E	Minnesota	NFL
6	Choice to Buffalo			
7	Bobby Bell	T	Minnesota	SIGNED
8	John Sklopan	HB	So. Mississippi	NFL
9	Jan Barrett	E	Fresno State	TRADED
10	Curt Farrier	T	Montana State	SIGNED
11a	Ron Goodwin (from Oakland)	HB	Baylor	TRADED
11b	Jerrel Wilson	K	So. Mississippi	SIGNED
12	Choice to New York			
13	Choice to Houston			
14a	S. Johnson (from Oakland)	HB	Grambling	SIGNED
14b	* Preacher Pilot	HB	New Mexico State	SIGNED
15	* Joe Auer	HB	Georgia Tech	SIGNED
16	Mel Profit	E	UCLA	NFL
17	Billy Moore	QB	Arkansas	TRADED
18	* Bill Freeman	T	So. Mississippi	SIGNED
19	Bruce Starling	HB	Florida	TRADED
20	* Lowell Vaught	T	Southwest La.	SIGNED
21	* Ernie Boghetti	T	Pittsburgh	SIGNED
22	* John Maczuzak	T	Pittsburgh	SIGNED
23	Bob Yaksick	HB	Rutgers	NFL
24	Dave Hill	T	Auburn	SIGNED
25	* John Hughes	LB	Southern Methodist	CFL

*Indicates future choice

1962 DALLAS TEXANS DRAFT

Round	Player	Pos.	College	Status
1	Ronnie Bull	HB	Baylor	NFL
2	Bill Miller	E	Miami	SIGNED
3	Eddie Wilson	QB	Arizona	SIGNED
4a	Charles Hinton	T	N. C. College	NFL
4b	Irv Goode	C	Kentucky	NFL
5a	Bobby Plummer	T	Texas Christian	NFL
5b	† Bobby Ply	QB	Baylor	SIGNED
6	Al Hinton	T	Iowa	CFL
8	Larry Bowie	T	Purdue	NFL
9	Marshall Shirk	T	UCLA	NFL
10	James Saxton	HB	Texas	SIGNED
11	Bob Hunt	QB	Auburn	SIGNED
12a	Guy Reese	T	Southern Methodist	NFL
12b	Bobby Lee Thompson	HB	Arizona	CFL
14	* Bookie Bolin	G	Mississippi	NFL
15	* Dave Graham	E	Virginia	
16	Pettis Norman	E	Johnson C. Smith	NFL
17	Tom Brooker	E	Alabama	SIGNED
18	Joe Carollo	T	Notre Dame	NFL
19	Lee Welch	HB	Mississippi	
20	Mike Semcheski	G	Lehigh	
21	* Kent Martin	T	Wake Forest	SIGNED
22	Jim Bernhardt	T	Linfield College	SIGNED
23	Russ Foret	T	Georgia Tech	SIGNED
24	Pat Trammell	QB	Alabama	
25	John Burrell	E	Rice	NFL
26	* Walt Rappold	QB	Duke	SIGNED

†Rights to Ply obtained from New York in post-draft trade.

*Indicates future choice

1961 DALLAS TEXANS DRAFT

Round	Player	Pos.	College	Status
1	E. J. Holub	C	Texas Tech	SIGNED
2	Bob Lilly	T	Texas Christian	NFL
3	Jim Tyrer	T	Ohio State	SIGNED
4	Claude Moorman	E	Duke	
5	Jerry Mays	T	Southern Methodist	SIGNED
6	Choice to Los Angeles			
7	Fred Arbanas	TE	Michigan State	SIGNED
8	John O'Day	T	Miami	SIGNED
9	Dick Mills	T	Pittsburgh	NFL
10	Jerry Daniels	E	Mississippi	
11	Marvin Tibbetts	HB	Georgia Tech	
12	Paul Hynes	HB	Louisiana Tech	SIGNED
13	Glynn Gregory	HB	Southern Methodist	NFL
14	* Curtis McClinton	HB	Kansas	SIGNED
15	Roy Lee Rambo	G	Texas Christian	SIGNED
16	Aaron Thomas	E	Oregon State	NFL
17	Jarrell Williams	HB	Arkansas	SIGNED
18	Ron Hartline	FB	Oklahoma	
19	Frank Jackson	HB	Southern Methodist	SIGNED
20	* Bob Lane	E	Baylor	SIGNED
21	* Dick Thornton	QB	Northwestern	CFL
22	* Ed Sharockman	HB	Pittsburgh	NFL
23	* Lou Zivkovich	T	New Mexico State	CFL
24	Pat Dye	G	Georgia	CFL
25	Ray Ramsey	QB	Adams State	CFL
26	Danny House	HB	Davidson	SIGNED
27	Bob Schloredt	QB	Washington	CFL
28	Bill Stine	G	Michigan	
29	* Lonnie Caddell	FB	Rice	
30	Cedric Price	E	Kansas State	SIGNED

*Indicates future choice

1960 DALLAS TEXANS DRAFT

(FIRST SELECTIONS)

Player	Pos.	College
Jack Atcheson	E	Western Illinois
George Boone	T	Kentucky
Chris Burford	E	Stanford
Earl Ray Butler	T	North Carolina
Gail Cogdill	E	Washington State
James Crotty	HB	Notre Dame
Gary Ferguson	T	Southern Methodist
Tom Glynn	C	Boston College
Gene Gossage	T	Northwestern
Jim Heineke	T	Wisconsin
William Jerry	T-G	South Carolina
John Kapele	T	Brigham Young
Louis Kelley	FB	New Mexico State
Gilmer Lewis	T-G	Oklahoma
John Malmberg	T-G	Knox College
Arvie Martin	C	Texas Christian
Don Meredith	QB	Southern Methodist
Tom Moore	HB	Vanderbilt
Ola Murchison	E	College of Pacific
Bob Nelson	C	Wisconsin
Jim Norton	E	Idaho
Warren Rabb	QB	Louisiana State
Howard Ringwood	HB	Brigham Young
John Robinson	HB	Louisiana State
John Saunders	FB	South Carolina
Glenn Shaw	FB	Kentucky
Gordon Speer	HB	Rice
Jack Stone	G	Oregon
Marvin Terrell	G	Mississippi
Emery Turner	G	Purdue
Joe Vader	E	Kansas State
Carroll Zaruba	HB	Nebraska

(SECOND SELECTIONS)

Grady Alderman, T-G, Detroit; Herman Alexander, T-G, Findlay (Ohio); Taz Anderson, HB, Georgia Tech; Jim Beaver, T-G, Florida; *Bill Beck, T-G, Gustavus Adolphus; Gary Campbell, HB, Whittier; Vernon Cole, QB, North Texas State; Toby Deese, T-G, Georgia Tech; Carl Dumbaid, T-G, West Virginia; Charles Elizey, C, So. Mississippi; Tom Gates, HB, San Bernardino; Austin Gonsoulin, HB, Baylor; Clark Holden, HB, Southern California; Dewitt Hoopes, T-G, Northwestern; Don Leebern, T-G, Georgia; Bill Thompson, C, Georgia; Billy Tranum, E, Arkansas; Jim Vickers, E, Georgia; Larry Ward, E, Lamar Tech; Paul Winslow, HB, North Carolina College; *Doug Pat Brown, T-G, Fresno State.

*Indicates future choice

TEXANS/CHIEFS ALL-TIME ROSTER

Player	Pos.	College	Year(s)
Bud Abell	LB	Missouri	1966-68
Mike Adamle	RB	Northwestern	1971-72
Tony Adams	QB	Utah State	1975-76
Ben Agajanian	K	New Mexico	1961
Nate Allen	CB	Texas Southern	1971-74
Billy Andrews	LB	Southwest Louisiana	1976
Charlie Ane	C	Michigan State	1975-76
Fred Arbanas	TE	Michigan State	1962-70
Hise Austin	CB	Prairie View	1975
Ken Avery	LB	Southern Mississippi	1975
Gary Barbaro	S	Nicholls State	1976
Charley Barnes	E	Northeast La.	1961
Jim Barton	C	Marshall	1960
Pete Beathard	QB	Southern California	1964-67, 1973
Randy Beisler	G	Indiana	1975
Bobby Bell	LB	Minnesota	1963-74
Cesar Belser	DB	Arkansas AM&N	1968-71
Bruce Bergey	TE	UCLA	1971
Ed Bernet	E	Southern Methodist	1960
Roger Bernhardt	G	Kansas	1975
Keith Best	LB	Kansas State	1972
Dennis Biodrowski	G	Memphis State	1963-67
Sonny Bishop	G	Fresno State	1962
John Bookman	DB	Miami	1960
Max Boydston	E	Oklahoma	1960-61
Mei Branch	DE	Louisiana State	1960-65
Solomon Brannon	DB	Morris Brown	1965-66
Bob Briggs	DE	Heidelberg	1974
Tommy Brooker	E	Alabama	1962-66
Aaron Brown	DE	Minnesota	1966-72
Larry Brunson	WR	Colorado	1974-76
Bob Bryant	E	Texas	1960
Buck Buchanan	DT	Grambling	1963-75
Ed Budde	G	Michigan State	1963-76
Chris Burford	E	Stanford	1960-67
Gary Butler	TE	Rice	1973
John Cadwell	G	Oregon State	1961
Billy Cannon	TE	Louisiana State	1970
Dean Carlson	QB	Iowa State	1972-74
Reg Carolan	E	Idaho	1964-68
Wayne Clark	QB	U.S. International	1975
Bert Coan	RB	Kansas	1963-68
Tim Collier	CB	East Texas State	1976
Ray Collins	DT	Louisiana State	1960-61
Tom Condon	G	Boston College	1974-76
Walt Corey	LB	Miami	1960-66
Jerry Cornelison	T	Southern Methodist	1960-65
Reggie Craig	WR	Arkansas	1975-76
Curley Culp	DT	Arizona State	1968-74
George Daney	G	Texas El Paso	1968-74
Clemon Daniels	DB	Prairie View	1960
Cotton Davidson	QB	Baylor	1960-61
Dick Davis	DE	Kansas	1962
Len Dawson	QB	Purdue	1962-75
Fred DeBernardi	DE	Texas El Paso	1974
Charlie Diamond	T	Miami	1960-63
Bo Dickinson	FB	Miss. Southern	1960-61
Tony DiMidio	T	West Chester	1966-67
Tom Dimmick	C	Houston	1960
Doug Dressler	RB	Chico State	1975
Tom Drougas	T	Oregon	1974
Randy Duncan	QB	Iowa	1961
Willie Ellison	RB	Texas Southern	1973-74
Jimbo Elrod	LB	Oklahoma	1976
Hunter Enis	QB	Texas Christian	1960
Lawrence Estes	DE	Alcorn A&M	1975-76
Curt Farrier	DT	Montana State	1963-65
Tom Flores	QB	Pacific	1969
Don Flynn	DB	Houston	1960-61
Sid Fournet	G	Louisiana State	1960-61
Jim Fraser	LB	Wisconsin	1965
Wayne Frazier	C	Auburn	1966-67
Willie Frazier	TE	Arkansas AM&N	1972
Dick Frey	DE	Texas A&M	1960

Player	Pos.	College	Year(s)
Larry Gagner	G	Florida	1972
Mike Garrett	RB	Southern California	1966-70
Jack Gehrke	WR	Utah	1968
Charlie Getty	T	Penn State	1974-76
Jon Gilliam	C	East Texas	1961-67
Tom Graham	LB	Oregon	1974
Rufus Granderson	T	Prairie View	1960
Tim Gray	S	Texas A&M	1976
Dave Grayson	DB	Oregon	1961-64
Woody Green	RB	Arizona State	1974-76
Ted Greene	LB	Tampa	1960-62
Tom Greene	QB	Holy Cross	1961
David Hadley	CB	Alcorn	1970-72
Andy Hamilton	WR	Louisiana State	1973-74
Jimmy Harris	DB	Oklahoma	1960
Glynn Harrison	RB	Georgia	1976
Wendell Hayes	RB	Humboldt State	1968-74
Abner Haynes	RB	North Texas State	1960-65
Sherrill Headrick	LB	Texas Christian	1960-67
Matt Herkenhoff	T	Minnesota	1976
Dave Hill	T	Auburn	1963-74
Jim Hill	DB	Sam Houston	1966
Mack Lee Hill	RB	Southern (La.)	1964-65
Jimmy Hines	E	Texas Southern	1970
Pat Holmes	DE	Texas Tech	1973
Robert Holmes	RB	Southern (La.)	1968-71
E.J. Holub	C-LB	Texas Tech	1961-70
Dennis Homan	WR	Alabama	1971-72
John Huarte	QB	Nortre Dame	1969-71
Mike Hudock	C	Miami (Fla.)	1967
Bob Hudson	LB	Clemson	1960
Bill Hull	DE	Wake Forest	1962
Tom Humphrey	C	Abilene Christian	1974
Bobby Hunt	DB	Auburn	1962-67
Chuck Hurston	DE	Auburn	1965-70
Charlie Jackson	DB	Southern Methodist	1960
Frank Jackson	WR	Southern Methodist	1961-65
Bruce Jankowski	WR	Ohio State	1971-72
Dave Jaynes	QB	Kansas	1974
Luther Jeralds	DE	N.C. College	1961
Curley Johnson	HB	Houston	1961-62
Dick Johnson	E	Minnesota	1963
Jack Johnson	DB	Miami (Fla.)	1961
Doug Jones	DB	San Fernando Valley	1973-74
Jim Kearney	DB	Prairie View	1967-75
Tim Kearney	LB	Northern Michigan	1975
Tom Keating	DT	Michigan	1974-75
Ed Kelley	DB	Texas	1961
Bobby Kelly	T	New Mexico State	1967
Leroy Keyes	RB	Purdue	1973
Jeff Kinney	RB	Nebraska	1972-76
Dan Kratzer	WR	Mo. Valley College	1973
Bill Krisher	G	Oklahoma	1960-61
Ernie Ladd	DT	Grambling	1967-68
Morris LaGrand	RB	Tampa	1975
MacArthur Lane	RB	Utah State	1975-76
Willie Lanier	LB	Morgan State	1967-76
Carl Larpenter	G	Texas	1962
Jacky Lee	QB	Cincinnati	1967-69
Willie Lee	DT	Bethune-Cookman	1976
Bob Liggett	DT	Nebraska	1970
Mike Livingston	QB	Southern Methodist	1968-76
John Lohmeyer	DE	Emporia State	1973, 1975-76
Sam Longmire	DB	Purdue	1967-68
Ed Lothamer	DT	Michigan State	1964-69, 1971-72
Paul Lowe	RB	Oregon State	1968-69
Jim Lynch	LB	Notre Dame	1967-76
John Maczuzak	DT	Pittsburgh	1964
Bob Maddox	DE	Frostburg State	1975-76
Jim Marsalis	CB	Tennessee State	1969-75
Henry Marshall	WR	Missouri	1976
Larry Marshall	DB/KR	Maryland	1972-73
Dave Martin	LB	Norte Dame	1968
Don Martin	CB	Yale	1975
Billy Masters	TE	Louisiana State	1975-76
John Matuszak	DT	Tampa	1974-75
Jerry Mays	DT	Southern Methodist	1961-70
Jim McCann	P	Arizona State	1975
Mickey McCarty	TE	Texas Christian	1969
Curtis McClinton	RB	Kansas	1962-69
Pat McNeil	RB	Baylor	1976
Warren McVea	RB	Houston	1969-73
Mike Mercer	K	Arizona State	1966
Curt Merz	G	Iowa	1962-68
Bill Miller	E	Miami	1962
Cleophus Miller	RB	Arkansas AM&N	1974-75
Paul Miller	DE	Louisiana State	1960-61

Player	Pos.	College	Year(s)
Willie Mitchell	DB	Tennessee State	1964-71
Mo Moorman	G	Texas A&M	1968-72
Donnie Joe Morris	RB	North Texas State	1974
Buffalo Napier	DT	Paul Quinn	1960-61
Jim Nicholson	T	Michigan State	1974-75
Doyle Nix	DB	Southern Methodist	1961
Mike Nott	QB	Santa Clara	1976
R.B. Nunnery	DT	Louisiana State	1960
Orrin Olsen	C/G	Brigham Young	1976
Mike Oriard	C	Notre Dame	1970-73
Willie Osley	DB	Illinois	1974
Jim Otis	RB	Ohio State	1971-72
Al Palewicz	LB	Miami (Fla.)	1973-75
Gery Palmer	G	Kansas	1975
Whitney Paul	DE	Colorado	1976
Barry Pearson	WR	Northwestern	1974-76
Francis Peay	T	Missouri	1973-74
Durwood Pennington	K	Georgia	1962
Bill Peterson	LB	San Jose State	1975
Frank Pitts	WR	Southern (La.)	1965-71
Bobby Ply	DB	Baylor	1962-67
Ed Podolak	RB	Iowa	1969-76
Lewis Porter	E	Southern (La.)	1970
Bill Pricer	FB	Oklahoma	1961
Remi Prudhomme	G	Louisiana State	1968-69
Rocky Rasley	G	Oregon State	1975
Tommy Reamon	RB	Missouri	1976
Kerry Reardon	CB	Iowa	1971-76
Al Reynolds	G	Tarkio	1960-67
Andrew Rice	DT	Texas Southern	1966
Gloster Richardson	WR	Jackson State	1967-70
Johnny Robinson	S	Louisiana State	1960-71
Paul Rochester	DT	Michigan State	1960-63
Tony Romeo	E	Florida State	1961
Hatch Rosdahl	DE	Penn State	1964-66
Louis Ross	DE	South Carolina State	1975
Dave Rozumek	LB	New Hampshire	1976
Jack Rudnay	C	Northwestern	1970-76
James Saxton	HB	Texas	1962
George Seals	DT	Missouri	1972-73
Goldie Sellers	DB	Grambling	1968-69
Mike Sensibaugh	S	Ohio State	1971-75
Keith Simons	DT	Minnesota	1976
Dave Smith	WR	Indiana (Pa.)	1973
Fletcher Smith	DB	Tennessee A&I	1966-67
Noland Smith	FL	Tennessee State	1967-69
Sid Smith	T	Southern California	1970-72
Jack Spikes	FB	Texas Christian	1960-64
Bob Stein	LB	Minnesota	1969-72
Jan Stenerud	K	Montana State	1967-76
Jack Stone	T	Oregon	1960
Bill Story	G	Southern Illinois	1975
John Strada	TE	William Jewell	1974
Smokey Stover	LB	Northeast Louisiana	1960-66
Morris Stroud	TE	Clark	1969-74
Jim Swink	HB	Texas Christian	1960
Otis Taylor	WR	Prairie View	1965-75
Steve Taylor	S	Kansas	1976
Marvin Terrell	G	Mississippi	1960-63
Bill Thomas	RB	Boston College	1974
Charlie Thomas	KR	Tennessee State	1975
Emmitt Thomas	CB	Bishop College	1966-76
Gene Thomas	FB	Florida A&M	1966-67
Bob Thornbladh	LB	Michigan	1974
Gene Trosch	DE	Miami (Fla.)	1967-69
Jim Tyrer	T	Ohio State	1961-73
Marvin Upshaw	DE	Trinity	1970-75
Wayne Walker	K	Northwest Louisiana	1967
Rod Walters	G	Iowa	1976
Wayne Walton	G/T	Abilene Christian	1973-74
Charley Warner	DB	Prairie View	1963-64
David Webster	DB	Prairie View	1960-61
Clyde Werner	LB	Washington	1970-74, 1976
Robert West	WR	San Diego State	1972-73
Walter White	TE	Maryland	1975-76
Lawrence Williams	KR/WR	Texas Tech	1976
Fred Williamson	DB	Northwestern	1965-67
Eddie Wilson	QB	Arizona	1962-64
Jerrel Wilson	P	So. Mississippi	1963-76
Mike Wilson	G	Dayton	1975
James Wolf	DT	Prairie View	1976
Duane Wood	DB	Oklahoma State	1960-64
Elmo Wright	WR	Houston	1971-74
Wilbur Young	DE	William Penn	1971-76
Carroll Zaruba	DB	Nebraska	1960

CHIEFS LONGEST PLAYS

Run From Scrimmage

1960	Abner Haynes	67
1961	Jack Spikes	74 (TD)
1962	Abner Haynes	71 (TD)
1963	Bert Coan	51
1964	Abner Haynes	80 (TD)
1965	Mack Lee Hill	66 (TD)
1966	Mike Garrett	77 (TD)
1967	Mike Garrett	58
1968	Robert Holmes	76 (TD)
1969	Warren McVea	80 (TD)
1970	Ed Podolak	65 (TD)
1971	Wendell Hayes	27
1972	Mike Livingston	51
1973	Mike Livingston	28
1974	Cleophus Miller	47
1975	Larry Brunson	65
1976	Henry Marshall	59

Punt Returns

1960	Abner Haynes	46
1961	Abner Haynes	44
1962	Frank Jackson	39
1963	Frank Jackson	39
1964	Willie Mitchell	36
1965	Willie Mitchell	71 (TD)
1966	Mike Garrett	79 (TD)
1967	Noland Smith	59
1968	Noland Smith	80 (TD)
1969	Noland Smith	64
1970	Ed Podolak	60
1971	Ed Podolak	23
1972	Larry Marshall	29
1973	Ed Podolak	48
1974	Ed Podolak	54
1975	Charlie Thomas	34
1976	Larry Brunson	48

Long Punt

1960	Cotton Davidson	66
1961	Cotton Davidson	61
1962	Eddie Wilson	52
1963	Jerrel Wilson	72
1964	Jerrel Wilson	70
1965	Jerrel Wilson	64
1966	Jerrel Wilson	69
1967	Jerrel Wilson	59
1968	Jerrel Wilson	70
1969	Jerrel Wilson	62
1970	Jerrel Wilson	68
1971	Jerrel Wilson	68
1972	Jerrel Wilson	69
1973	Jerrel Wilson	68
1974	Jerrel Wilson	64
1975	Jerrel Wilson	64
1976	Jerrel Wilson	62

Kickoff Returns

1960	Abner Haynes	82
1961	Abner Haynes	88 (TD)
1962	Dave Grayson	59
1963	Dave Garyson	99 (TD)
1964	Dave Garyson	80
1965	Frank Jackson	62
1966	Emmitt Thomas	64
1967	Noland Smith	106 (TD)
1968	Noland Smith	69
1969	Bobby Bell	53 (TD)
1970	Robert Holmes	48
1971	Kerry Reardon	41
1972	Larry Marshall	48
1973	Jeff Kinney	40
1974	Larry Brunson	57
1975	Reggie Craig	53
1976	L. Williams	64

Field Goal

1960	Jack Spikes	46
1961	Ben Agajanian	51
1962	Tommy Brooker	44
1963	Tommy Brooker	38
1964	Tommy Brooker	48
1965	Tommy Brooker	48
1966	Mike Mercer	50
1967	Jan Stenerud	54
1968	Jan Stenerud	52
1969	Jan Stenerud	54
1970	Jan Stenerud	55
1971	Jan Stenerud	54
1972	Jan Stenerud	50
1973	Jan Stenerud	47
1974	Jan Stenerud	50
1975	Jan Stenerud	51
1976	Jan Stenerud	52

Interception Return

1960	David Webster	80 (TD)
1961	Dave Grayson	99 (TD)
1962	Bobby Ply	41
1963	Bobby Hunt	61
1964	Bobby Hunt	59 (TD)
1965	Fred Williamson	51
1966	Willie Mitchell	60 (TD)
1967	Fred Williamson	77 (TD)
1968	Willie Lanier	75 (TD)
1969	Jim Kearney	60
1970	Johnny Robinson	57
1971	Aaron Brown	68 (TD)
1972	Jim Kearney	65 (TD)
1973	Jim Marsalis	36
1974	Emmitt Thomas	73 (TD)
1975	Willie Lanier	61
1976	Emmitt Thomas	29

Pass Play

1960	Cotton Davidson to Johnny Robinson	74 (TD)
1961	Cotton Davidson to Johnny Robinson	71
1962	Len Dawson to Tommy Brooker	92 (TD)
1963	Len Dawson to Frank Jackson	82 (TD)
1964	Len Dawson to Frank Jackson	72 (TD)
1965	Pete Beathard to Frank Jackson	73
1966	Len Dawson to Otis Taylor	89 (TD)
1967	Len Dawson to Otis Taylor	71 (TD)
1968	Len Dawson to Gloster Richardson	92 (TD)
1969	Mike Livingston to Otis Taylor to Robert Holmes	93 (TD)*
1970	Len Dawson to Gloster Richardson	61 (TD)
1971	Len Dawson to Otis Taylor	82
1972	Len Dawson to Otis Taylor	44
1973	Len Dawson to Morris Stroud	48
	Mike Livingston to Gary Butler	48
1974	Len Dawson to Larry Brunson	84 (TD)
1975	Mike Livingston to Walter White	69 (TD)
1976	Mike Livingston to Larry Brunson	57

1976 ALL-AFC TEAM

(Selected by Associated Press and United Press International)

OFFENSE

Cliff Branch, Oakland (AP, UPI)	Wide Receiver
Roger Carr, Baltimore (AP, UPI)	Wide Receiver
Dave Casper, Oakland (AP, UPI)	Tight End
George Kunz, Baltimore (AP, UPI)	Tackle
Art Shell, Oakland (AP, UPI)	Tackle
John Hannah, New England (AP, UPI)	Guard
Joe DeLamielleure, Buffalo (AP, UPI)	Guard
Jim Langer, Miami (AP, UPI)	Center
Bert Jones, Baltimore (AP, UPI)	Quarterback
O.J. Simpson, Buffalo (AP, UPI)	Running Back
Lydell Mitchell, Baltimore (AP, UPI)	Running Back

DEFENSE

John Dutton, Baltimore (AP, UPI)	Defensive End
Coy Bacon, Cincinnati (AP, UPI)	Defensive End
Jerry Sherk, Cleveland (AP, UPI)	Defensive Tackle
Joe Greene, Pittsburgh (AP)	Defensive Tackle
Joe Ehrmann, Baltimore (UPI)	Defensive Tackle
Jack Lambert, Pittsburgh (AP, UPI)	Middle Linebacker
Jack Ham, Pittsburgh (AP, UPI)	Linebacker
Ted Hendricks, Oakland (AP)	Linebacker
Robert Brazile, Houston (UPI)	Linebacker
Mike Haynes, New England (AP, UPI)	Cornerback
Ken Riley, Cincinnati (AP)	Cornerback
Mel Blount, Pittsburgh (UPI)	Cornerback
Tom Casanova, Cincinnati (AP, UPI)	Safety
Glen Edwards, Pittsburgh (AP)	Safety
Mike Wagner, Pittsburgh (UPI)	Safety
Jan Stenerud, Kansas City (AP)	Kicker
Toni Linhart, Baltimore (UPI)	Kicker
Ray Guy, Oakland (AP, UPI)	Punter

CHIEFS IN AFC-NFC PRO BOWL

1977—Jack Rudnay, C

1976—Willie Lanier, MLB
Jack Rudnay, C
Jan Stenerud, K
Emmitt Thomas, CB

1975—Willie Lanier, MLB
Jack Rudnay, C
Emmitt Thomas, CB

1974—Willie Lanier, MLB
Jack Rudnay, C

1973—Bobby Bell, LB
Willie Lanier, MLB
Otis Taylor, WR
Emmitt Thomas, CB
Jerrel Wilson, P

1972—Buck Buchanan, DT
Ed Budde, G
Bobby Bell, LB
Curley Culp, DT
Len Dawson, QB
Willie Lanier, MLB
Jan Stenerud, K
Otis Taylor, WR
Emmitt Thomas, CB
Jim Tyrer, T
Jerrel Wilson, P

1971—Buck Buchanan, DT
Curley Culp, Dt
Willie Lanier, MLB
Jan Stenerud, K
Otis Taylor, WR
Emmitt Thomas, CB
Jim Tyrer, T
Jerrel Wilson, P

CHIEFS ALL-TIME AFC/AFL SELECTIONS

Year	Player	Position	Wire Service
1975	Jan Stenerud	K	(AP, UPI)
	Emmitt Thomas	CB	(UPI)
1974	Willie Lanier	MLB	(AP, UPI)
	Emmitt Thomas	CB	(AP, UPI)
1973	Jack Rudnay	C	(AP)
	Willie Lanier	MLB	(AP, UPI)
1972	Otis Taylor	WR	(UPI)
	Jerrel Wilson	P	(AP, UPI)
1971	Willie Lanier	MLB	(UPI)
	Otis Taylor	WR	(AP, UPI)
	Jim Tyrer	T	(AP, UPI)
	Aaron Brown	DE	(AP)
	Bobby Bell	LB	(AP, UPI)
	Willie Lanier	MLB	(AP, UPI)
	Jim Marsalis	CB	(UPI)
1970	Emmitt Thomas	CB	(AP)
	Jim Tyrer	T	(AP, UPI)
	Ed Budde	G	(UPI)
	Aaron Brown	DE	(AP)
	Buck Buchanan	DT	(AP)
	Bobby Bell	LB	(AP, UPI)
	Willie Lanier	MLB	(AP, UPI)
	Jim Marsalis	CB	(AP, UPI)
	Johnny Robinson	S	(AP, UPI)
	1969	Jim Tyrer	T
Ed Budde		G	(AP, NEA)
Buck Buchanan		DT	(AP, UPI)
Bobby Bell		LB	(AP, UPI, NEA)
Johnny Robinson		S	(AP, UPI, NEA)
1968	Jim Tyrer	T	(AP, UPI, NEA)
	Ed Budde	G	(AP, NEA)
	Jerry Mays	DE	(TSN)
	Buck Buchanan	DT	(AP, UPI, NEA)
	Willie Lanier	MLB	(AP, NEA)
	Bobby Bell	LB	(AP, UPI, NEA)
	Johnny Robinson	S	(AP, UPI, NEA)
1967	Fred Arbanas	TE	(NEA)
	Jim Tyrer	T	(AP)
	Mike Garrett	RB	(AP, UPI, NEA, TSN)
	Jerry Mays	DE	(TSN)
	Buck Buchanan	DT	(AP, UPI, NEA, TSN)
	Bobby Bell	LB	(AP, UPI, TSN)
	Johnny Robinson	S	(AP, UPI, NEA, TSN)
1966	Fred Arbanas	TE	(TSN)
	Jim Tyrer	T	(TSN)
	Len Dawson	QB	(TSN)
	Jerry Mays	DE	(TSN)
	Buck Buchanan	DT	(TSN)
	Bobby Bell	LB	(TSN)
	Johnny Robinson	S	(TSN)
	Jim Tyrer	T	(TSN)
1965	Jerry Mays	DE	(TSN)
	Fred Arbanas	TE	(TSN)
	Jim Tyrer	T	(TSN)
1964	Jerry Mays	DE	(TSN)
	Fred Arbanas	TE	(TSN)
	Jim Tyrer	T	(TSN)
1963	Jerry Mays	DE	(TSN)
	Dave Grayson	CB	(TSN)
	Fred Arbanas	TE	(TSN)
	Jim Tyrer	T	(TSN)
	E. J. Holub	LB	(TSN)
1962	Dave Grayson	CB	(TSN)
	Jim Tyrer	T	(TSN)
	Len Dawson	QB	(TSN)
	Chris Burford	WR	(TSN)
	Abner Haynes	RB	(TSN)
	Mel Branch	DE	(TSN)
	Jerry Mays	DT	(TSN)
1962	Sherrill Headrick	LB	(TSN)
	E.J. Holub	LB	(TSN)

Year	Player	Position	Wire Service
1961	Abner Haynes	RB	(TSN)
	Sherrill Headrick	LB	(TSN)
	Dave Webster	S	(TSN)
1960	Bill Krisher	G	(TSN)
	Abner Haynes	RB	(TSN)
	Mel Branch	DE	(TSN)
	Sherrill Headrick	LB	(TSN)

Reference: (AP) Associated Press
 (UPI) United Press International
 (NEA) Newspaper Enterprise Association
 (TSN) The Sporting News

Note: (TSN), representing the votes of AFL players, is the sole reference for all-league teams from 1960 through 1966.

CHIEFS CAREER 100-Yard Rushers

Player	Carries	Yards	Opponent	Year
Abner Haynes	15	114	Denver	1960
Abner Haynes	11	157	N.Y. Titans	1960
Jack Spikes	15	146	Houston	1961
Jack Spikes	7	109	San Diego	1961
Abner Haynes	19	117	Houston	1961
Abner Haynes	26	139	Denver	1961
Abner Haynes	14	158	Oakland	1961
Abner Haynes	19	122	Boston	1962
Abner Haynes	18	112	Oakland	1962
Abner Haynes	16	164	Buffalo	1962
Abner Haynes	24	107	N.Y. Titans	1962
Abner Haynes	12	107	Oakland	1964
Abner Haynes	25	158	Houston	1964
Abner Haynes	11	120	N.Y. Jets	1964
Curtis McClinton	15	101	Oakland	1963
Mack Lee Hill	20	103	San Diego	1964
Mack Lee Hill	17	132	Houston	1965
Mack Lee Hill	9	119	Houston	1965
Bert Coan	11	101	Buffalo	1966
Bert Coan	13	111	Denver	1966
Mike Garrett	9	102	Houston	1966
Mike Garrett	25	162	San Diego	1966
Mike Garrett	20	133	Miami	1967
Mike Garrett	20	101	Denver	1967
Mike Garrett	23	192	N.Y. Jets	1967
Mike Garrett	20	169	Denver	1967
Mike Garrett	24	109	Oakland	1968
Robert Holmes	13	123	Miami	1968
Robert Holmes	21	158	Cincinnati	1968
Warren McVea	15	102	N.Y. Jets	1969
Ed Podolak	23	112	St. Louis	1970
Ed Podolak	12	139	Denver	1970
Ed Podolak	24	110	Washington	1971
Ed Podolak	27	115	Oakland	1972
Wendell Hayes	19	104	Baltimore	1972
Ed Podolak	28	134	Chicago	1973
Willie Ellison	20	108	Cleveland	1973
Woody Green	23	146	San Diego	1974
Woody Green	18	114	Denver	1974
Jeff Kinney	21	124	Oakland	1974
Woody Green	24	101	Oakland	1975
MacArthur Lane	16	108	Detroit	1975
Woody Green	19	135	Detroit	1975
Ed Podolak	25	127	San Diego	1976
Ed Podolak	29	137	Cleveland	1976

Bold Face denotes Chiefs team records

CHIEFS ALL-TIME RECORDS

INDIVIDUAL SERVICE

Most Seasons, Active Player

- 14 Len Dawson, 1962-75
- Ed Budde, 1963-76
- Jerrel Wilson, 1963-76
- 13 Buck Buchanan, 1963-75
- 12 Johnny Robinson, 1960-71
- Dave Hill, 1963-74
- Bobby Bell, 1963-74

SCORING

Most Points

- Lifetime—1,031 Jan Stenerud, 1967-76
- 360 Otis Taylor, 1965-75
- 348 Abner Haynes, 1960-64
- 330 Chris Burford, 1960-67
- Season —129 Jan Stenerud, 1968
- 119 Jan Stenerud, 1969
- 116 Jan Stenerud, 1970
- 114 Abner Haynes, 1962
- Game —30 Abner Haynes vs. Oakland, Nov. 26, 1961
- 24 Frank Jackson vs. Denver, Dec. 10, 1961
- Abner Haynes vs. Boston, Sept. 8, 1962
- Bert Coan vs. Denver, Oct. 23, 1966
- 18 Frank Jackson vs. Denver, Dec. 8, 1963
- Chris Burford vs. Boston, Sept. 25, 1966
- Ed Podolak vs. Detroit, Nov. 25, 1971
- Ed Podolak vs. Dallas, Nov. 10, 1975
- Ed Podolak vs. Cleveland, Dec. 12, 1976

Most Touchdowns

- Lifetime—60 Otis Taylor, 1965-75
- 58 Abner Haynes, 1960-64
- 55 Chris Burford, 1960-67
- Season—19 Abner Haynes, 1962
- 13 Abner Haynes, 1961
- 12 Abner Haynes, 1960
- Chris Burford, 1962
- 11 Otis Taylor, 1967
- Game — 5 Abner Haynes vs. Oakland, Nov. 26, 1961
- 4 Frank Jackson vs. Denver, Dec. 10, 1961
- Abner Haynes vs. Boston, Sept. 8, 1962
- Frank Jackson vs. San Diego, Dec. 13, 1964
- Bert Coan vs. Denver, Oct. 23, 1966
- 3 Frank Jackson vs. Denver, Dec. 8, 1963
- Chris Burford vs. Boston, Sept. 25, 1966
- Ed Podolak vs. Detroit, Nov. 25, 1971
- Ed Podolak vs. Dallas, Nov. 10, 1975
- Ed Podolak vs. Cleveland, Dec. 12, 1976

Most Points After Touchdown Made

- Lifetime—314 Jan Stenerud, 1967-76
- 149 Tommy Brooker, 1962-66
- Season — 46 Tommy Brooker, 1964
- 45 Jan Stenerud, 1967
- 39 Jan Stenerud, 1968
- 38 Jan Stenerud, 1969

- Game —8 Tommy Brooker vs. Denver, Sept. 8, 1963
 Mike Mercer vs. Denver, Oct. 23, 1966
 7 Cotton Davidson vs. Denver, Dec. 10, 1961
 Tommy Brooker vs. New York Titans,
 Nov. 11, 1962
 Jack Spikes vs. Denver, Dec. 8, 1963
 Tommy Brooker vs. Houston, Nov. 28, 1965
 6 Jan Stenerud vs. Denver, Oct. 29, 1967
 Jack Spikes vs. Buffalo, Nov. 6, 1960
 Durwood Pennington vs. Boston, Oct. 8, 1962
 Jack Spikes vs. New York Jets, Dec. 22, 1963
 Tommy Brooker vs. Oakland, Nov. 8, 1964
 Tommy Brooker vs. Denver, Dec. 19, 1965
 Tommy Brooker vs. Buffalo, Sept. 11, 1966
 Mike Mercer vs. Houston, Oct. 30, 1966
 Jan Stenerud vs. Miami, Sept. 28, 1968
 Jan Stenerud vs. Cincinnati, Oct. 26, 1969
 Jan Stenerud vs. Denver, Oct. 1, 1972
 Consecutive—155 Jan Stenerud, 1968-73
 149 Tommy Brooker, 1962-66

Most Field Goals Made

- Lifetime—232 Jan Stenerud, 1967-76
 41 Tommy Brooker, 1962-66
 Season —30 Jan Stenerud, 1968 & 1970
 27 Jan Stenerud, 1969
 26 Jan Stenerud, 1971
 Game —5 Jan Stenerud vs. Buffalo, Nov. 2, 1969
 Jan Stenerud vs. Buffalo, Dec. 7, 1969
 Jan Stenerud vs. Buffalo, Dec. 19, 1971
 4 Tommy Brooker vs. San Diego, Dec. 16, 1962
 Mike Mercer vs. New York Jets, Nov. 27, 1966
 Jan Stenerud vs. Houston, Sept. 10, 1968
 Jan Stenerud vs. New York Jets, Sept. 15, 1968
 Jan Stenerud vs. Denver, Oct. 5, 1969
 Jan Stenerud vs. San Diego, Oct. 29, 1972
 Jan Stenerud vs. Chicago, Nov. 12, 1973
 Jan Stenerud vs. San Francisco, Nov. 26, 1973
 Jan Stenerud vs. San Diego, Dec. 16, 1973
 Jan Stenerud vs. Denver, Sept. 21, 1975
 Jan Stenerud vs. Denver, Oct. 26, 1975
 Jan Stenerud vs. Washington, Oct. 10, 1976

Longest Field Goal

- 55 Jan Stenerud vs. Denver, Oct. 4, 1970
 54 Jan Stenerud vs. Houston, Sept. 9, 1967
 Jan Stenerud vs. San Francisco, Dec. 6, 1971
 52 Jan Stenerud vs. Miami, Sept. 28, 1968
 Jan Stenerud vs. Cincinnati, Oct. 13, 1968
 Jan Stenerud vs. Buffalo, Dec. 7, 1969
 Jan Stenerud vs. Washington, Oct. 10, 1976

Most Consecutive Field Goals

- 16 Jan Stenerud, 1969

Highest Completion Percentage

- Career —65.5 Jan Stenerud (239 of 365)
 Season —77.1 Jan Stenerud, 1969 (27 of 35)
 Game —100.0 Jan Stenerud, 1969 (5 of 5 vs. Buffalo,
 Nov. 2 & Dec. 7)

Most Seasons, 100 or More Points

- 5 Jan Stenerud, 1967-71

TOTAL OFFENSE

Most Total Yards, Game

- 448 Len Dawson vs. Denver, 1964 (435 pass, 13 rush)
 383 Len Dawson vs. San Diego, 1974 (381 pass, 2 rush)
 380 Len Dawson vs. San Diego, 1967 (364 pass, 16 rush)

Most Total Yards, Season

- 3,011 Len Dawson, 1962 (2,759 pass, 252 rush)
 2,968 Len Dawson, 1964 (2,879 pass, 89 rush)
 2,719 Len Dawson, 1967 (2,651 pass, 68 rush)

RUSHING

Most Attempts

Lifetime	—	1,025	Ed Podolak, 1969-76
		792	Abner Haynes, 1960-64
		762	Curtis McClinton, 1962-69
		736	Mike Garrett, 1966-70
Season	—	236	Mike Garrett, 1967
		221	Abner Haynes, 1962
		211	Ed Podolak, 1973
Game	—	30	Woody Green vs. New York Giants, Nov. 3, 1974
		29	Ed Podolak vs. Cleveland Dec. 12, 1976
		28	Ed Podolak vs. Chicago, Oct. 19, 1973
		27	Ed Podolak vs. Oakland, Nov. 5, 1972
		26	Abner Haynes vs. Denver, Oct. 8, 1961

Most Yards Gained

Lifetime	—	3,901	Ed Podolak, 1969-76
		3,837	Abner Haynes, 1960-64
		3,246	Mike Garrett, 1966-70
		3,124	Curtis McClinton, 1962-69
		2,560	Wendell Hayes, 1968-74
Season	—	1,087	Mike Garrett, 1966
		1,049	Abner Haynes, 1962
		875	Abner Haynes, 1960
		866	Robert Holmes, 1968
		841	Abner Haynes, 1961
Game	—	192	Mike Garrett vs. New York Jets, Nov. 5, 1967
		169	Mike Garrett vs. Denver, Dec. 17, 1967
		164	Abner Haynes vs. Buffalo, Sept. 30, 1962
		162	Mike Garrett vs. San Diego, Dec. 18, 1966
		158	Jack Spikes vs. Houston, Oct. 1, 1961
			Robert Holmes vs. Cincinnati, Nov. 10, 1968

Most Games, 100 or More Yards

Lifetime	—	12	Abner Haynes, 1960 (2); 1961 (3); 1962 (4); 1964 (3)
		7	Mike Garrett, 1966 (2); 1967 (4); 1968 (1) Ed Podolak, 1970 (2); 1971 (1); 1972 (1); 1973 (1); 1976 (2)
Season	—	4	Abner Haynes, 1962 (122, 112, 164, 107) Mike Garrett, 1967 (133, 101, 198, 169)

Most Consecutive Games, 100 or More Yards

2 Mike Garrett, 1967

Longest Run From Scrimmage

80	Abner Haynes vs. New York Jets (TD), Nov. 29, 1964
	Warren McVea vs. Cincinnati (TD), Oct. 26, 1969
77	Mike Garrett vs. Houston (TD), Oct. 30, 1966
76	Robert Holmes vs. Miami (TD), Sept. 28, 1968
74	Jack Spikes vs. San Diego, Oct. 10, 1961
73	Jack Spikes vs. Houston (TD), Oct. 1, 1961

PASSING

Most Seasons Leading League

4 Len Dawson, 1962, 1964, 1966, 1968

Most Passes Attempted

Lifetime	—	3,696	Len Dawson, 1962-75
		1,089	Mike Livingston, 1968-76
		709	Cotton Davidson, 1960-61
Season	—	379	Cotton Davidson, 1960
		357	Len Dawson, 1967
		354	Len Dawson, 1964
		352	Len Dawson, 1962
		338	Mike Livingston, 1976
Game	—	46	Len Dawson vs. Buffalo, Oct. 13, 1963
		44	Len Dawson vs. San Diego, Nov. 10, 1974
		40	Cotton Davidson vs. Los Angeles, Sept. 10, 1960
		38	Len Dawson vs. Denver, Nov. 1, 1964
			Len Dawson vs. Boston, Nov. 20, 1966

Most Passes Completed

Lifetime	—2,115	Len Dawson, 1962-75
	566	Mike Livingston, 1968-76
	330	Cotton Davidson, 1960-61
Season	—206	Len Dawson, 1967 (357 att.)
	199	Len Dawson, 1964 (354 att.)
	190	Len Dawson, 1963 (352 att.)
	189	Len Dawson, 1962 (310 att.)
		Mike Livingston, 1976 (338 att.)
Game	—26	Len Dawson vs. San Diego, Nov. 10, 1974
	25	Len Dawson vs. Baltimore, Nov. 30, 1975
		Len Dawson vs. Boston, Nov. 20, 1966
		Len Dawson vs. Buffalo, Sept. 22, 1963
	24	Len Dawson vs. San Diego, Oct. 15, 1967
	23	Len Dawson vs. Buffalo, Dec. 12, 1965
		Len Dawson vs. Denver, Nov. 1, 1964

Most Consecutive Passes Completed

15 Len Dawson vs. Houston, Sept. 9, 1967

Highest Passing Efficiency, Lifetime (1,500 or more attempts)

57.22 Len Dawson, 1962-75

Most Yards Gained

Lifetime	—28,507	Len Dawson, 1962-75
	7,430	Mike Livingston, 1968-76
	4,919	Cotton Davidson, 1960-61
Season	—2,879	Len Dawson, 1964
	2,759	Len Dawson, 1962
	2,682	Mike Livingston, 1976
	2,651	Len Dawson, 1967
	2,527	Len Dawson, 1966
Game	—435	Len Dawson vs. Denver, Nov. 1, 1964
	381	Len Dawson vs. San Diego, Nov. 10, 1974
	364	Len Dawson vs. San Diego, Oct. 15, 1967
	356	Len Dawson vs. Buffalo, Dec. 12, 1965
	334	Cotton Davidson vs. Buffalo, Dec. 18, 1960

Longest Pass Completion

- 93 Mike Livingston to Otis Taylor vs. Miami for 79, lateral to Robert Holmes for 14 (TD), Oct. 19, 1969
- 92 Len Dawson to Tommy Brooker vs. Denver (TD), Nov. 18, 1962
Len Dawson to Gloster Richardson vs. Oakland (TD), Nov. 3, 1968
- 90 Len Dawson to Frank Pitts vs. Houston (TD), Nov. 17, 1968
- 89 Len Dawson to Otis Taylor vs. Miami (TD), Nov. 13, 1966
- 84 Len Dawson to Larry Brunson vs. San Diego (TD), Oct. 27, 1974

Most Touchdown Passes

Lifetime	—237	Len Dawson, 1962-75
	41	Mike Livingston, 1968-76
	32	Cotton Davidson, 1960-61
Season	—30	Len Dawson, 1964
	29	Len Dawson, 1962
	26	Len Dawson, 1963 & 1966
	24	Len Dawson, 1967
	21	Len Dawson, 1965
Game	—6	Len Dawson vs. Denver, Nov. 1, 1964
	5	Len Dawson vs. Boston, Sept. 25, 1966
		Len Dawson vs. Miami, Oct. 8, 1967
	4	Len Dawson vs. Denver, Sept. 7, 1963
		Len Dawson vs. Houston, Oct. 6, 1963
		Len Dawson vs. San Diego, Dec. 13, 1964
		Len Dawson vs. New York Jets, Dec. 22, 1963
		Len Dawson vs. Baltimore, Dec. 28, 1970

Most Seasons Leading League, Touchdown Passes

4 Len Dawson, 1962, 1963, 1965, 1966

Most Passes Had Intercepted

Lifetime	—178	Len Dawson, 1962-75
	51	Mike Livingston, 1968-76
	39	Cotton Davidson, 1960-61
Season	—23	Cotton Davidson, 1961
	19	Len Dawson, 1963
	18	Len Dawson, 1964
	17	Len Dawson, 1962 & 1967
Game	—5	Cotton Davidson vs. Houston, Oct. 16, 1960
		Len Dawson vs. Oakland, Nov. 23, 1969
		Mike Livingston vs. Pittsburgh, Oct. 13, 1974

PASS RECEPTIONS

Most Pass Receptions

Lifetime	—410	Otis Taylor, 1965-75
	391	Chris Burford, 1960-67
	256	Ed Podolak, 1969-76
	198	Fred Arbanas, 1962-70
	197	Abner Haynes, 1960-64
Season	—68	Chris Burford, 1962
	66	MacArthur Lane, 1976
	62	Frank Jackson, 1964
	59	Otis Taylor, 1967
	58	Otis Taylor, 1966
Game	—12	Ed Podolak vs. Denver, Oct. 7, 1973
	11	Chris Burford vs. Buffalo, Sept. 22, 1963
		Chris Burford vs. Boston, Sept. 25, 1966
	10	Chris Burford vs. Boston, Oct. 12, 1962
		Chris Burford vs. Buffalo, Oct. 13, 1963
		Frank Jackson vs. New York Jets, Nov. 29, 1964
		Otis Taylor vs. Cincinnati, Oct. 15, 1972
		Ed Podolak vs. Houston, Sept. 29, 1974
	9	Chris Burford vs. Houston, Oct. 6, 1963
		Chris Burford vs. Boston, Nov. 21, 1965
		Otis Taylor vs. San Diego, Nov. 6, 1966
		Otis Taylor vs. San Diego, Oct. 15, 1967
		Larry Brunson vs. San Diego, Nov. 10, 1974

Most Yards Gained, Pass Receiving

Lifetime	—7,306	Otis Taylor, 1965-75
	5,525	Chris Burford, 1960-67
	3,101	Fred Arbanas, 1962-70
	2,709	Abner Haynes, 1960-64
	2,523	Frank Jackson, 1961-65
Season	—1,297	Otis Taylor, 1966
	1,110	Otis Taylor, 1971
	958	Otis Taylor, 1967
	943	Frank Jackson, 1964
	850	Chris Burford, 1961
Game	—213	Curtis McClinton vs. Denver, Dec. 19, 1965
		(5 receptions)
	175	Frank Jackson vs. New York Jets, Nov. 29, 1964
		(10 receptions)
	171	Chris Burford vs. Boston, Oct. 12, 1962
		(10 receptions)

INTERCEPTIONS

Most Interceptions

Lifetime	—57	Johnny Robinson, 1960-71
	55	Emmitt Thomas, 1966-76
	37	Bobby Hunt, 1962-67
	27	Willie Lanier, 1967-76
	26	Bobby Bell, 1963-74
Season	—12	Emmitt Thomas, 1974
	10	Johnny Robinson, 1966
		Bobby Hunt, 1966
		Johnny Robinson, 1970
	9	Emmitt Thomas, 1969
	8	Bobby Hunt, 1962
		Emmitt Thomas, 1971
		Mike Sensibaugh, 1972
Game	—4	Bobby Ply vs. San Diego, Dec. 16, 1962
		Bobby Hunt vs. Houston, Oct. 4, 1964
	3	Johnny Robinson vs. Baltimore, Sept. 28, 1970
	2	By many players

Most Yards Returned

Lifetime—	938	Emmitt Thomas, 1966-76 (55 int.)
	741	Johnny Robinson, 1960-71 (57 int.)
	674	Bobby Hunt, 1962-67 (37 int.)
	479	Bobby Bell, 1963-74 (26 int.)
	440	Willie Lanier, 1967-76 (27 int.)
Season —	228	Bobby Hunt, 1963 (6 int.)
	214	Emmitt Thomas, 1974 (12 int.)
	156	David Webster, 1960 (6 int.)
	155	Johnny Robinson, 1970 (10 int.)
Game —	147	Emmitt Thomas, 1969 (9 int.)
	108	Bobby Ply vs. San Diego, Dec. 16, 1962 (4 int.)
	99	Dave Grayson vs. New York Titans, Dec. 17, 1961 (1 int.)
	80	David Webster vs. Oakland, Oct. 9, 1960 (1 int.)
	77	Fred Williamson vs. New York Jets, Dec. 10, 1967 (1 int.)
	75	Willie Lanier vs. San Diego, Dec. 8, 1968 (1 int.) Jim Kearney vs. Denver, Oct. 1, 1972 (2 int.)

Longest Interception Return

99	Dave Grayson vs. New York Titans, Dec. 17, 1961 (TD)
80	David Webster vs. Oakland, Oct. 9, 1960 (TD)
77	Fred Williamson vs. New York Jets, Dec. 10, 1967 (TD)
75	Willie Lanier vs. San Diego, Dec. 8, 1968 (TD)
73	Emmitt Thomas vs. Minnesota, Dec. 14, 1974 (TD)

Most Interceptions Returned For Touchdowns

Lifetime—	6	Bobby Bell, 1963-74
	5	Emmitt Thomas, 1966-76 Jim Kearney, 1967-75
	3	Willie Mitchell, 1964-71
	2	Bobby Hunt, 1962-67 Willie Lanier, 1967-76
	Season —	4
2		Emmitt Thomas, 1974
Game —	2	Jim Kearney vs. Denver, Oct. 1, 1972

PUNTING

Most Punts

Lifetime—	926	Jerrel Wilson, 1963-76
	119	Cotton Davidson, 1960-61
Season —	83	Jerrel Wilson, 1974
	80	Jerrel Wilson, 1973
	77	Jerrel Wilson, 1964
	76	Jerrel Wilson, 1970
Game —	10	Jerrel Wilson vs. N.Y. Jets, Sept. 18, 1965 Jerrel Wilson vs. Denver, Oct. 6, 1974

PUNT RETURNS

Most Punt Returns

Lifetime—	84	Ed Podolak, 1969-76
	56	Willie Mitchell, 1964-71
	54	Abner Haynes, 1960-64
	53	Noland Smith, 1967-69
	51	Larry Brunson, 1974-76
	Season —	31
29		Larry Marshall, 1973
26		Noland Smith, 1967
23		Ed Podolak, 1970
19		Abner Haynes, 1961 Willie Mitchell, 1965
Game —	8	Ed Podolak vs. San Diego, Nov. 10, 1974
	5	Abner Haynes vs. Buffalo, Nov. 12, 1961 Noland Smith vs. Houston, Oct. 22, 1967 Larry Marshall vs. San Diego, Nov. 4, 1973 Larry Marshall vs. Houston, Nov. 18, 1973

Most Yards Returned

Lifetime—	726	Ed Podolak, 1969-76
	589	Noland Smith, 1967-69
	587	Abner Haynes, 1960-64
	501	Larry Brunson, 1974-76
	471	Willie Mitchell, 1964-71
Season —	387	Larry Brunson, 1976
	311	Ed Podolak, 1970
	270	Noland Smith, 1968
	242	Willie Mitchell, 1965

Longest Punt Return

80	Noland Smith vs. New York Jets, Sept. 15, 1968 (TD)
79	Mike Garrett vs. Buffalo, Sept. 11, 1966 (TD)
71	Willie Mitchell vs. Denver, Dec. 19, 1965 (TD)
64	Noland Smith vs. Boston, Sept. 21, 1969
60	Ed Podolak vs. Denver, Oct. 4, 1970

KICKOFF RETURNS

Most Kickoff Returns

Lifetime—	84	Dave Grayson, 1961-64
	68	Noland Smith, 1967-69
	52	Abner Haynes, 1960-64
Season —	41	Noland Smith, 1967
	30	Dave Grayson, 1964
	29	Emmitt Thomas, 1966
	25	Bill Thomas, 1974
		Lawrence Williams, 1976
Game —	9	Noland Smith vs. Oakland, Nov. 23, 1967
	7	Noland Smith vs. Oakland, Sept. 18, 1966
	6	Noland Smith vs. San Diego, Nov. 19, 1967
		Larry Brunson vs. Pittsburgh, Oct. 13, 1974

Most Yards Returned

Lifetime—	2,231	Dave Grayson, 1961-64
	1,822	Noland Smith, 1967-69
	1,309	Abner Haynes, 1960-64
Season —	1,148	Noland Smith, 1967
	688	Lawrence Williams, 1976
	679	Dave Grayson, 1964
	673	Emmitt Thomas, 1966
	651	Larry Marshall, 1972

Longest Kickoff Return

106	Noland Smith vs. Denver, Dec. 17, 1967 (TD)
99	Dave Grayson vs. Denver, Sept. 7, 1963 (TD)
88	Abner Haynes vs. Buffalo, Oct. 15, 1961
82	Abner Haynes vs. Buffalo, Nov. 6, 1960
80	Dave Grayson vs. Denver, Oct. 11, 1964

TEAM

SCORING

Most Points Scored

Season—	448 (1966)
Game—	59 (Sept. 7, 1963 vs. Denver)

Most Points Allowed

Season—	376 (1976)
Game—	50 (Oct. 3, 1976 at Buffalo)

Fewest Points Scored

Season—	170 (1968)
Game—	0 (two times)

Most Points, Both Teams

88	(Nov. 1, 1964)
	at Kansas City 49, Denver 39
83	(Nov. 11, 1962)
	Dallas 52, at N.Y. Titans 31

Fewest Points, Both Teams

12 (Oct. 20, 1974)
 at Miami 9, Kansas City 3
 (Nov. 22, 1970)
 at Kansas City 6, St. Louis 6
 13 (Dec. 8, 1974)
 Oakland 7, at Kansas City 6
 16 (Dec. 13, 1969)
 at Oakland 10, Kansas City 6

Most Touchdowns Scored

Season—55 (1976)
 Game— 8 (Sept. 7, 1963 at Denver; Oct. 23, 1966 at Denver)

Most Touchdowns Allowed

Season—51 (1976)
 Game— 7 (Oct. 3, 1976 at Buffalo)

Fewest Touchdowns Allowed

Season—18 (1968)

Most Touchdowns Rushing

Season—24 (1960)
 Game— 5 (Oct. 23, 1966 at Denver)

Most Touchdowns Passing

Season—32 (1964)
 Game— 6 (Nov. 1, 1964 vs. Denver)

Most Touchdowns Rushing Allowed

Season—24 (1975, 1976)
 Game— 5 (Nov. 7, 1976 vs. Pittsburgh)

Most Touchdowns Passing Allowed

Season—25 (1964, 1976)
 Game— 4 (Oct. 2, 1960 vs. N.Y. Titans, Nov. 18, 1960 at Boston,
 Oct. 22, 1961 at Houston, Nov. 24, 1974 at Cincinnati,
 Dec. 14, 1974 vs. Minnesota)

Fewest Touchdowns Rushing

Season—6 (1972)

Fewest Touchdowns Passing

Season—10 (1973)

Fewest Touchdowns Rushing Allowed

Season—4 (1968)

Fewest Touchdowns Passing Allowed

Season—10 (1969)

TOTAL YARDS**Most Net Yards Gained**

Season—5,114 (2,274 rush, 2,840 pass, 1966)
 Game— 615 (Oct. 23, 1966 at Denver)

Fewest Net Yards Gained

Season—3,536 (1973)
 Game— 104 (Oct. 29, 1973 at Buffalo)

Most Net Yards Opponent

Season—5,359 (1976)
 Game—532 (Nov. 18, 1974 at Denver)

Fewest Net Yards Opponent

Season—3,163 (1969)
 Game— 91 (Oct. 12, 1969 vs. Houston)

RUSHING

Most Yards Rushing

Season—2,407 (1962)

Game— 398 (Oct. 1, 1961 vs. Houston)

Fewest Yards Rushing

Season—1,697 (1963)

Game— 24 (Dec. 8, 1973 at Oakland)

Most Yards Allowed

Season—2,861 (1976)

Game— 330 (Nov. 7, 1976 vs. Pittsburgh)

Fewest Yards Rushing Allowed

Season—1,091 (1969)

Game— -27 (Dec. 4, 1960 vs. Houston)

Most Attempts Rushing

Season—537 (1968)

Game— 60 (Oct. 20, 1968 vs. Oakland)

Fewest Attempts Rushing

Season—400 (1963)

Game— 12 (Dec. 8, 1973 at Oakland)

Most Attempts Rushing Opponent

Season—562 (1975)

Game— 65 (Oct. 29, 1973 at Buffalo)

Fewest Attempts Rushing Opponent

Season—316 (1969)

PASSING

Most Yards Passing

Season—2,929 (1976)

Game— 435 (Nov. 1, 1964 vs. Denver)

Fewest Yards Passing

Season—1,719 (1970)

Game— 12 (Oct. 20, 1968 vs. Oakland)

Most Yards Passing Allowed

Season—2,663 (1976)

Game— 459 (Nov. 18, 1974 at Denver)

Fewest Yards Passing Allowed

Season—1,619 (1972)

Game— 9 (Nov. 7, 1971 at N.Y. Jets)

Most Pass Attempts

Season—439 (1963)

Game— 46 (Oct. 13, 1963 vs. Buffalo)

Fewest Pass Attempts

Season—270 (1968)

Game— 2 (Oct. 20, 1968 vs. Oakland)

Most Attempts Opponent

Season—494 (1966)

Game— 49 (Nov. 18, 1974 at Denver)

Fewest Attempts Opponent

Season—324 (1973)

Most Pass Completions

Season—231 (1963)

Game— 26 (Nov. 10, 1974 vs. San Diego)

Fewest Pass Completions

Season—154 (1970)

Game— 1 (Oct. 20, 1968 vs. Oakland)

Most Completions Opponent

Season—239 (1962)

Game— 32 (Nov. 18, 1974 at Denver)

Fewest Completions Opponent

Season—157 (1973)

Game— 3 (Nov. 7, 1971 at N.Y. Jets)

Most Chiefs QBs Sacked

Season—53 (1975)

Fewest Chiefs QBs Sacked

Season—24 (1969)

Most Opponent QBs Sacked

Season—48 (1969)

Fewest Opponent QBs Sacked

Season—22 (1976)

Most Passes Had Intercepted

Season—22 (1963)

Game— 7 (Oct. 13, 1974 vs. Pittsburgh)

Fewest Passes Had Intercepted

Season—11 (1968)

Most Opposition Passes Had Intercepted

Season—37 (1968)

Game— 7 (Dec. 8, 1968 at San Diego)

Fewest Opposition Passes Had Intercepted

Season—20 (1965, 1975)

INTERCEPTIONS

Most Interceptions

Season—37 (1968)

Game— 7 (Dec. 8, 1968 at San Diego)

Fewest Interceptions

Season—20 (1965, 1975)

Most Interceptions Opponent

Season—22 (1963)

Game— 7 (Oct. 13, 1974 vs. Pittsburgh)

Fewest Interceptions Opponent

Season—11 (1968)

Most Yards Interception Returns

Season—596 (1969)

Game—127 (Dec. 16, 1962 vs. San Diego)

Most Touchdowns Interceptions

Season—5 (1972, 1974)

Game—2 (Oct. 1, 1972 vs. Denver)

PUNTING

Most Punts

Season—83 (1974)

Game—10 (Sept. 18, 1965 at NY Jets; Oct. 6, 1974 vs. Denver)

Fewest Punts

Season—61 (1966, 1967)

Most Punting Yards

Season—3,642 (1973)

Game— 465 (Oct. 6, 1974 vs. Denver)

Fewest Punting Yards

Season—2,397 (1960)

Highest Punting Average

Season—45.5 (1973)

Game—56.4 (Oct. 11, 1970 vs. Boston)

Lowest Punting Average

Season—39.3 (1960)

SHUTOUTS**Opponents Scoreless**

History—10

Season— 3 (1960)

Chiefs Scoreless

History—2

Season—1 (1963, 1976)

FIRST DOWNS**Most First Downs**

Season—275 (1976)

Game— 32 (Oct. 24, 1965 at Houston)

Most First Downs Allowed

Season—309 (1976)

Game— 34 (Nov. 18, 1974 at Denver)

Fewest First Downs

Season—183 (1970)

Game— 7 (Dec. 12, 1970 at Oakland)

Fewest First Downs Allowed

Season—181 (1969)

Game— 6 (Sept. 21, 1969 at Boston)

Most First Downs Rushing

Season—129 (1969)

Game— 15 (Dec. 12, 1976 vs. Cleveland)

Most First Downs Passing

Season—151 (1976)

Game— 19 (Nov. 1, 1964 vs. Denver; Nov. 16, 1969 at N.Y. Jets)

Most First Downs Penalty

Season—23 (1975)

Game— 4 (Sept. 28, 1975 vs. N.Y. Jets)

Most First Downs Rushing Allowed

Season—161 (1976)

Game— 21 (Nov. 7, 1976 vs. Pittsburgh)

Most First Downs Passing Allowed

Season—143 (1962)

Game— 25 (Nov. 18, 1974 at Denver)

Most First Downs Penalty Allowed

Season—32 (1970)

Game— 6 (Oct. 30, 1966 vs. Houston)

Fewest First Downs Rushing

Season—83 (1970)

Game— 1 (Sept. 29, 1963 at San Diego; Sept. 20, 1970 at Minnesota; Dec. 8, 1973 at Oakland)

Fewest First Downs Passing

Season—86 (1970)

Game— 4 (Oct. 6, 1974 vs. Denver)

Fewest First Downs Penalty

Season—4 (1969)

PUNT RETURNS**Most Punt Returns**

Season—44 (1974)

Game— 8 (Nov. 10, 1974 vs. San Diego)

Most Yards Punt Returns

Season—450 (1968)

Game— 91 (Sept. 28, 1970 at Baltimore)

Most TDs Punt Returns

Season—2 (1966)

Most Punt Returns Opponent

Season—55 (1974)

Game— 9 (Nov. 24, 1974 at Cincinnati)

Most Yards Punt Returns Opponent

Season—634 (1974)

Game—170 (Sept. 26, 1965 at San Diego)

Most TDs Punt Returns, Opponent

Season—1 (1967, 1976)

KICKOFF RETURNS**Most Kickoff Returns**

Season—64 (1976)

Game—10 (November 23, 1967 vs. Oakland)

Most Yards Kickoff Returns

Season—1,538 (1976)

Game— 215 (November 23, 1967 vs. Oakland)

Most TDs Kickoff Returns

Season—1 (1963, 1967)

Most Kickoff Returns Opponent

Season

Game—9 (Sept. 7, 1963 at Denver)

Most Yards Kickoff Returns Opponent

Season

Game—289 (Sept. 7, 1963 at Denver)

Most TDs Kickoff Returns Opponent

Season—1 (1967)

HOME/AWAY RECORDS

HOME RECORD

Year	W	L	T	Pct.
1960	5	2	0	.714
1961	4	3	0	.571
1962	6	1	0	.857
1963	4	3	0	.571
1964	4	3	0	.571
1965	5	2	0	.714
1966	4	2	1	.643
1967	4	3	0	.571
1968	6	1	0	.857
1969	6	1	0	.857
1970	4	2	1	.643
1971	7	0	0	1.000
1972	3	4	0	.429
1973	5	1	1	.786
1974	1	6	0	.143
1975	3	4	0	.429
1976	1	6	0	.143

ROAD RECORD

Year	W	L	T	Pct.
1960	3	4	0	.429
1961	2	5	0	.286
1962	5	2	0	.714
1963	1	4	2	.286
1964	3	4	0	.429
1965	2	3	2	.429
1966	7	0	0	1.000
1967	5	2	0	.714
1968	6	1	0	.857
1969	5	2	0	.714
1970	3	3	1	.500
1971	3	3	1	.500
1972	5	2	0	.714
1973	2	4	1	.357
1974	4	3	0	.571
1975	2	5	0	.286
1976	4	3	0	.571

17-YEAR TOTALS

	W	L	T	Pct.
Home Games	72	44	3	.618
Road Games	62	50	7	.550
Playoff Games—Home	0	1	0	.000
Playoff Games—Road	4	1	0	.800
Super Bowls	1	1	0	.500
Totals	139	97	10	.585

OPPONENTS RECORDS

Single Game

Most Points:	50,	Buffalo, 1976
Most Yards, Total Offense:	539,	Oakland, 1968
Most Rushes:	65,	Buffalo, 1973
Most Yards Rushing:	330,	Pittsburgh, 1976
Most Passes Attempted:	49,	Denver, 1974
Most Passes Completed:	32,	Denver, 1974
Most Yards Passing:	459,	Denver, 1974
Most Touchdown Passes:	4,	Boston, 1960; New York Titans, 1960; Houston, 1961; Cincinnati, 1974; Minnesota, 1974
Most First Downs:	34,	Denver, 1974
Most First Downs Rushing:	21,	Pittsburgh, 1976
Most First Downs Passing:	25,	Denver, 1974
Most First Downs Penalties:	6,	Houston, 1966
Most Punt Returns:	9,	Cincinnati, 1974
Most Yards, Punt Returns:	170,	San Diego, 1965
Most Kickoff Returns:	9,	Denver, 1963; Houston, 1966
Most Yards, Kickoff Returns:	289,	Denver, 1963
Most Fumbles:	7,	Cincinnati, 1976
Most Fumbles Lost:	5,	Cincinnati, 1976

CHIEFS YEAR-BY-YEAR LEADERS

LEADING RUSHER

	TCB	Yds.	Avg.	LG	TD	
1960	Abner Haynes	156	875	5.6	67	9
1961	Abner Haynes	179	841	4.7	59	9
1962	Abner Haynes	221	1049	4.8	71	19
1963	Curtis McClinton	142	568	4.8	36	6
1964	Abner Haynes	137	713	5.2	80	8
1965	Curtis McClinton	175	661	3.8	48	6
1966	Mike Garrett	147	801	5.4	77	6
1967	Mike Garrett	236	1087	4.6	58	9
1968	Robert Holmes	174	866	5.0	76	7
1969	Mike Garrett	168	732	4.4	34	6
1970	Ed Podolak	168	749	4.5	65	3
1971	Ed Podolak	184	708	3.8	25	9
1972	Ed Podolak	171	615	3.6	28	4
1973	Ed Podolak	211	721	3.4	25	3
1974	Woody Green	135	509	3.8	43	3
1975	Woody Green	167	611	3.7	42	5
1976	MacArthur Lane	162	542	3.3	20	5

LEADING PASSER

	Att.-Comp.	Yards	Pct.	Avg. Per. Att.	Int.	TD	
1960	Cotton Davidson	379-179	2474	.472	6.5	16	15
1961	Cotton Davidson	330-151	2445	.458	7.4	23	17
1962	Len Dawson	310-189	2759	.610	8.9	17	29
1962	Len Dawson	352-190	1389	.540	6.8	19	26
1964	Len Dawson	354-199	2879	.562	8.1	18	30
1965	Len Dawson	305-163	2262	.534	7.4	14	21
1966	Len Dawson	284-159	2527	.560	8.9	10	26
1967	Len Dawson	357-206	2651	.577	7.4	17	24
1968	Len Dawson	224-131	2109	.585	7.7	9	17
1969	Len Dawson	166- 98	1323	.590	7.9	13	9
1970	Len Dawson	262-141	1876	.538	7.0	14	13
1971	Len Dawson	301-167	2504	.552	8.3	13	15
1972	Len Dawson	305-175	1835	.574	6.0	12	13
1973	Mike Livingston	145- 75	916	.517	6.3	7	6
1974	Len Dawson	235-138	1573	.587	6.7	13	7
1975	Len Dawson	140- 93	1095	.664	7.8	4	5
1976	Mike Livingston	338-189	2682	.559	7.9	13	12

LEADING RECEIVER

	No.	Yds.	Avg.	LG	TD	
1960	Abner Haynes	55	576	10.5	34	3
1961	Chris Burford	51	850	16.7	54	5
1962	Chris Burford	45	645	14.4	49	12
1963	Chris Burford	68	824	12.1	69	9
1964	Frank Jackson	62	943	15.2	72	9
1965	Chris Burford	47	575	12.2	57	6
1966	Otis Taylor	58	1297	22.4	89	8
1967	Otis Taylor	59	958	16.2	71	11
1968	Mike Garrett	33	359	10.9	43	3
1969	Mike Garrett	43	432	10.0	41	2
1970	Otis Taylor	34	618	18.2	59	3
1971	Otis Taylor	57	1110	19.5	82	7
1972	Otis Taylor	57	821	14.4	44	6
1973	Ed Podolak	55	445	8.1	25	0
1974	Ed Podolak	43	306	7.1	26	1
1975	Ed Podolak	37	332	9.0	21	2
1976	MacArthur Lane	66	686	10.4	44	1

LEADING INTERCEPTOR

	No.	Yds.	Avg.	TD	
1960	David Webster	6	156	26.0	2
1961	David Webster	5	50	10.0	0
1962	Bobby Hunt	8	101	12.7	0
1963	Bobby Hunt	6	228	38.0	0
1964	Bobby Hunt	7	133	19.0	1
1965	Fred Williamson	7	89	12.7	0
1966	Johnny Robinson	10	136	13.6	1
1967	Fletcher Smith	6	150	25.0	0
1968	Johnny Robinson	6	40	6.7	0
1969	Emmitt Thomas	9	147	18.4	1
1970	Johnny Robinson	10	155	15.5	0
1971	Emmitt Thomas	8	145	18.1	1
1972	Mike Sensibaugh	8	65	8.1	0
1973	Emmitt Thomas	3	65	21.6	0
	Mike Sensibaugh	3	58	19.3	0
	Willie Lanier	3	47	16.6	1
	Jim Kearney	3	30	10.0	0
1974	Emmitt Thomas	12	214	18.8	2
1975	Emmitt Thomas	6	119	19.8	0
1976	Kerry Reardon	5	26	5.2	0

LEADING PUNTER

		No.	Yds.	Avg.	LG
1960	Cotton Davidson	58	2287	39.4	—
1961	Cotton Davidson	61	2479	40.6	62
1962	Eddie Wilson	47	1691	36.0	52
1963	Jerrel Wilson	77	3292	42.7	70
1964	Jerrel Wilson	60	2628	43.8	72
1965	Jerrel Wilson	68	3132	46.1	64
1966	Jerrel Wilson	61	2715	44.5	69
1967	Jerrel Wilson	41	1739	42.4	59
1968	Jerrel Wilson	63	2841	45.1	70
1969	Jerrel Wilson	68	3022	44.4	62
1970	Jerrel Wilson	76	3415	44.9	68
1971	Jerrel Wilson	64	2865	44.8	68
1972	Jerrel Wilson	66	2960	44.8	69
1973	Jerrel Wilson	80	3942	45.5	68
1974	Jerrel Wilson	83	3462	41.7	64
1975	Jerrel Wilson	54	2233	41.4	64
1976	Jerrel Wilson	65	2729	42.0	62

LEADING PUNT RETURNER

Year		No.	Yds.	Avg.	LG	TD
1960	Abner Haynes	14	215	15.4	46	0
1961	Abner Haynes	19	196	10.3	44	0
1962	Frank Jackson	11	117	10.6	29	0
1963	Frank Jackson	11	95	8.6	17	0
1964	Willie Mitchell	18	167	9.3	36	0
1965	Willie Mitchell	19	242	12.7	71	1
1966	Mike Garrett	17	139	8.2	79	1
1967	Noland Smith	26	212	8.2	59	0
1968	Noland Smith	18	270	15.0	80	1
1969	Noland Smith	9	107	11.9	80	0
1970	Ed Podolak	23	311	13.5	60	0
1971	Ed Podolak	13	84	6.5	23	0
1972	Larry Marshall	18	103	5.7	29	0
1973	Larry Marshall	29	180	6.2	31	0
1974	Ed Podolak	15	134	8.9	54	0
1975	Charlie Thomas	12	112	9.3	34	0
1976	Larry Brunson	31	387	12.5	48	0

LEADING KICK RETURNER

Year		No.	Yds.	Avg.	LG	TD
1960	Abner Haynes	19	434	22.8	82	0
1961	Dave Grayson	16	453	28.3	73	0
1962	Dave Grayson	18	535	29.7	59	0
1963	Dave Grayson	20	564	28.2	99	1
1964	Dave Grayson	30	679	22.6		
1965	Bert Coan	19	479	25.2	52	0
1966	Emmitt Thomas	29	673	23.2	63	0
1967	Noland Smith	41	1148	28.0	106	1
1968	Noland Smith	23	549	23.9	37	0
1969	Warren McVea	13	318	24.5	40	0
1970	Robert Holmes	19	535	28.2	48	0
1971	Kerry Reardon	12	308	25.7	41	0
1972	Larry Marshall	23	651	28.3	48	0
1973	Larry Marshall	14	391	27.9	38	0
1974	Bill Thomas	25	571	22.8	33	0
1975	Reggie Craig	10	247	24.7	63	0
1976	Lawrence Williams	25	688	27.6	64	0

PRONUNCIATION GUIDE

Charlie Ane (Ah-nay)
 Gary Barbaro (Barber-o)
 Randy Beisler (Buys-ler)
 Steve Bograkov (Bo-gra-kus)
 Lawrence Estes (Es-tay)
 John Lohmeyer (Low-mire)
 Bob Maddox (Mad-ix)
 Arnold Morgado (Mor-gah-do)
 Ron Olsonoski (Ol-zon-oss-kee)
 Ed Podolak (Po-da-lak)
 Dave Rozumek (Roz-zoo-mek)
 Jack Rudnay (Rud-knee)
 Jan Stenerud (Yon Sten-uh-rood)
 Mark Vitali (Vi-tal-lee)

AFL/AFC FINAL STANDINGS

1976

WESTERN DIVISION

Team	W	L	T
Oakland	13	1	0
Denver	9	5	0
San Diego	6	8	0
Kansas City	5	9	0
Tampa Bay	0	14	0

CENTRAL DIVISION

Team	W	L	T
Pittsburgh	10	4	0
Cincinnati	10	4	0
Cleveland	9	5	0
Houston	5	9	0

EASTERN DIVISION

Team	W	L	T
Baltimore	11	3	0
*New England	11	3	0
Miami	6	8	0
N.Y. Jets	3	11	0
Buffalo	2	12	0

*AFC Wild Card Qualifier

1975

WESTERN DIVISION

Team	W	L	T
Oakland	11	3	0
Denver	6	8	0
Kansas City	5	9	0
San Diego	2	12	0

CENTRAL DIVISION

Team	W	L	T
Pittsburgh	12	2	0
*Cincinnati	11	3	0
Houston	10	4	0
Cleveland	3	11	0

EASTERN DIVISION

Team	W	L	T
Baltimore	10	4	0
Miami	10	4	0
Buffalo	8	6	0
New England	3	11	0
N.Y. Jets	3	11	0

*AFC Wild Card Qualifier

1974

WESTERN DIVISION

Team	W	L	T
Oakland	12	2	0
Denver	7	6	1
Kansas City	5	9	0
San Diego	5	9	0

CENTRAL DIVISION

Team	W	L	T
Pittsburgh	10	3	1
Cincinnati	7	7	0
Houston	7	7	0
Cleveland	4	10	0

EASTERN DIVISION

Team	W	L	T
Miami	11	3	0
*Buffalo	9	5	0
New England	7	7	0
N.Y. Jets	7	7	0
Baltimore	2	12	0

*AFC Wild Card Qualifier

1973

WESTERN DIVISION

Team	W	L	T
Oakland	9	4	1
Kansas City	7	5	2
Denver	7	5	2
San Diego	2	11	1

CENTRAL DIVISION

Team	W	L	T
Cincinnati	10	4	0
*Pittsburgh	10	4	0
Cleveland	7	5	2
Houston	1	13	0

EASTERN DIVISION

Team	W	L	T
Miami	12	2	0
Buffalo	9	5	0
New England	5	9	0
Baltimore	4	10	0
N.Y. Jets	4	10	0

*AFC Wild Card Qualifier

1972

WESTERN DIVISION

Team	W	L	T
Oakland	10	3	1
Kansas City	8	6	0
Denver	5	9	0
San Diego	4	9	1

CENTRAL DIVISION

Team	W	L	T
Pittsburgh	11	3	0
*Cleveland	10	4	0
Cincinnati	8	6	0
Houston	1	13	0

EASTERN DIVISION

Team	W	L	T
Miami	14	0	0
N.Y. Jets	7	7	0
Baltimore	5	9	0
Buffalo	4	9	1
New England	3	11	0

*AFC Wild Card Qualifier

1971

WESTERN DIVISION

Team	W	L	T
Kansas City	10	3	1
Oakland	8	4	2
San Diego	6	8	0
Denver	4	9	1

CENTRAL DIVISION

Team	W	L	T
Cleveland	9	5	0
Pittsburgh	6	8	0
Houston	4	9	1
Cincinnati	4	10	0

EASTERN DIVISION

Team	W	L	T
Miami	10	3	1
*Baltimore	10	4	0
New England	6	8	0
N.Y. Jets	6	8	0
Buffalo	1	13	0

*AFC Wild Card Qualifier

1970

WESTERN DIVISION

Team	W	L	T
Oakland	8	4	2
Kansas City	7	5	2
San Diego	5	6	3
Denver	5	8	1

CENTRAL DIVISION

Team	W	L	T
Cincinnati	8	6	0
Cleveland	7	7	0
Pittsburgh	5	9	0
Houston	3	10	1

EASTERN DIVISION

Team	W	L	T
Baltimore	11	2	1
*Miami	10	4	0
New York Jets	4	10	0
Buffalo	3	10	1
Boston	2	12	0

*AFC Wild Card Qualifier

1969

WESTERN DIVISION

Team	W	L	T
Oakland	12	1	1
Kansas City	11	3	0
San Diego	8	6	0
Denver	5	8	1
Cincinnati	4	9	1

EASTERN DIVISION

Team	W	L	T
New York Jets	10	4	0
Houston	6	6	2
Boston	4	10	0
Buffalo	4	10	0
Miami	3	10	1

1968

WESTERN DIVISION

Team	W	L	T
Oakland	12	2	0
Kansas City	12	2	0
San Diego	9	5	0
Denver	5	9	0
Cincinnati	3	11	0

EASTERN DIVISION

Team	W	L	T
New York Jets	11	3	0
Houston	7	7	0
Miami	5	8	1
Boston	4	10	0
Buffalo	1	12	1

1967

WESTERN DIVISION

Team	W	L	T
Oakland	13	1	0
Kansas City	9	4	0
San Diego	8	5	1
Denver	3	11	0

EASTERN DIVISION

Team	W	L	T
Houston	9	4	1
New York Jets	8	5	1
Buffalo	4	10	0
Miami	4	10	0
Boston	3	10	1

1966

WESTERN DIVISION			
Team	W	L	T
Kansas City	11	2	1
Oakland	8	5	1
San Diego	7	6	1
Denver	4	10	0

EASTERN DIVISION			
Team	W	L	T
Buffalo	9	4	1
Boston	8	4	2
New York Jets	6	6	2
Houston	3	11	0
Miami	3	11	0

1965

WESTERN DIVISION			
Team	W	L	T
San Diego	9	2	3
Oakland	8	5	1
Kansas City	7	5	2
Denver	4	10	0

EASTERN DIVISION			
Team	W	L	T
Buffalo	10	3	1
New York Jets	5	8	1
Boston	4	8	2
Houston	4	10	0

1964

WESTERN DIVISION			
Team	W	L	T
San Diego	8	5	1
Kansas City	7	7	0
Oakland	5	7	2
Denver	2	11	1

EASTERN DIVISION			
Team	W	L	T
Buffalo	12	2	0
Boston	10	3	1
New York Jets	5	8	1
Houston	4	10	0

1963

WESTERN DIVISION			
Team	W	L	T
San Diego	11	3	0
Oakland	10	4	0
Kansas City	5	7	2
Denver	2	11	1

EASTERN DIVISION			
Team	W	L	T
Boston	7	6	1
Buffalo	7	6	1
Houston	6	8	0
New York Jets	5	8	1

1962

WESTERN DIVISION			
Team	W	L	T
Dallas	11	3	0
Denver	7	7	0
San Diego	4	10	0
Oakland	1	13	0

EASTERN DIVISION			
Team	W	L	T
Houston	11	3	0
Boston	9	4	1
Buffalo	7	6	1
New York Titans	5	9	0

1961

WESTERN DIVISION			
Team	W	L	T
San Diego	12	2	0
Dallas	6	8	0
Denver	3	11	0
Oakland	2	12	0

EASTERN DIVISION			
Team	W	L	T
Houston	10	3	1
Boston	9	4	1
New York Titans	7	7	0
Buffalo	6	8	0

1960

WESTERN DIVISION			
Team	W	L	T
Los Angeles	10	4	0
Dallas	8	6	0
Oakland	6	8	0
Denver	4	9	1

EASTERN DIVISION			
Team	W	L	T
Houston	10	4	0
New York Titans	7	7	0
Buffalo	5	8	1
Boston	5	9	0

AFC CHAMPIONSHIP GAMES

- 1976 Oakland 24, Pittsburgh 7
- 1975 Pittsburgh 16, Oakland 10
- 1974 Pittsburgh 24, Oakland 13
- 1973 Miami 27, Oakland 10
- 1972 Miami 21, Pittsburgh 17
- 1971 Miami 21, Baltimore 0
- 1970 Baltimore 27, Oakland 17
- 1969 **Kansas City 17**, Oakland 7
- 1968 New York Jets 27, Oakland 23
- 1967 Oakland 40, Houston 7
- 1966 **Kansas City 31**, Buffalo 7
- 1965 Buffalo 23, San Diego 0
- 1964 Buffalo 20, San Diego 7
- 1963 San Diego 51, Boston 10
- 1962 **Dallas 20**, Houston 17 (OT)
- 1961 Houston 10, San Diego 3
- 1960 Houston 24, Los Angeles 16

DIVISIONAL PLAYOFF RESULTS

- 1976 Pittsburgh 40, Baltimore 14
Oakland 24, New England 21
- 1975 Pittsburgh 28, Baltimore 10
Oakland 31, Cincinnati 28
- 1974 Oakland 28, Miami 26
Pittsburgh 32, Buffalo 14
- 1973 Oakland 33, Pittsburgh 14
Miami 34, Cincinnati 16
- 1972 Pittsburgh 13, Oakland 7
Miami 20, Cleveland 14
- 1971 Miami 27, **Kansas City 24** (OT)
Baltimore 20, Cleveland 3
- 1970 Baltimore 17, Cincinnati 0
Oakland 21, Miami 14
- 1969 **Kansas City 13**, New York Jets 6
Oakland 56, Houston 7
- 1968 Oakland 41, **Kansas City 6**
- 1963 Boston 26, Buffalo 18

SUPER BOWL RESULTS

- 1977 Oakland 32, Minnesota 14 at Pasadena, Calif.
- 1976 Pittsburgh 21, Dallas 17 at Miami
- 1975 Pittsburgh 16, Minnesota 6 at New Orleans
- 1974 Miami 24, Minnesota 7 at Houston
- 1973 Miami 14, Washington 7 at Los Angeles
- 1972 Dallas 24, Miami 3 at New Orleans
- 1971 Baltimore 16, Dallas 13 at Miami
- 1970 **Kansas City 23**, Minnesota 7 at New Orleans
- 1969 New York Jets 16, Baltimore 7 at Miami
- 1968 Green Bay 33, Oakland 14 at Miami
- 1967 Green Bay 35, **Kansas City 10** at Los Angeles

CHIEFS CHAMPIONSHIP REVIEW

1962 AFL CHAMPIONSHIP GAME DALLAS at HOUSTON December 23, 1962

A contest that moved the infant American Football League into the national consciousness proved to be the first of three AFL titles for Hank Stram's Texans/Chiefs.

Following second place finishes in each of the league's first two seasons, the Texans ran away with the AFL West championship in 1962. Dallas finished 11-3, a full four games in front, and was matched with the Houston Oilers, also 11-3, who had won the AFL title in 1960 and '61 over the Los Angeles, then San Diego Chargers.

The Texans, paced by a pair of touchdowns from Abner Haynes, took a 17-0 halftime advantage. Haynes scored first on a 28-yard pass from Len Dawson and then on a two-yard run after Tommy Brooker had given Dallas a 3-0 first-quarter advantage with a 16-yard field goal.

But the momentum quickly shifted to the Oilers in the second half. George Blanda, then a "young" 35-year-old, passed 15 yards to Willard Dewveall for a touchdown and kicked a 31-yard field goal before Charley Tolar burst over from the one to tie the game at 17-17 in the fourth quarter.

The two teams then went into the first sudden death overtime in AFL annals. The Texans won the toss and Stram elected to kick off, maintaining his defense could hold the Oilers long enough for Dawson to get the ball in good field position. Herein came the famous "kick to the clock" episode in which Texans captain Haynes inadvertently elected for his team to kick into the wind instead of having it as the consolation for not receiving the football.

Neither club mounted a serious challenge in the early stages of overtime, but as the fifth quarter was drawing to a close, Dallas defensive end Bill Hull intercepted a Blanda pass and returned to midfield. Dawson then passed to Jack Spikes for 10 yards, Spikes, the game's most valuable player, ran for 19 and the Texans were in field goal range. At the 2:54 mark of the sixth quarter, Brooker kicked a 25-yard field goal to give the Texans a 20-17 victory and the American Football League championship. The game lasted 77 minutes and 54 seconds and would be the longest in pro football history until the Chiefs and Miami Dolphins played over 82 minutes nearly a decade later in 1971.

TEXANS.....	3	14	0	0	0	3-20
OILERS.....	0	0	7	10	0	0-17

SCORING

Dal — Brooker 16 FG
Dal — Haynes 28 pass from Dawson (Brooker kick)
Dal — Haynes 2 run (Brooker kick)
Hou — Dewveall 15 pass from Blanda (Blanda Kick)
Hou — Blanda 31 FG
Hou — Tolar 1 run (Blanda kick)
Dal — Brooker 25 FG
Attendance: 37,981

SUMMARY

Passing—Blanda, Hou, 23-of-46, 261 yards, 1 TD, 5 int; Dawson, Dal, 9-of-14, 88 yards, 1 TD. **Rushing**—Spikes, Dal, 11-77 yards; McClinton, Dal, 24-70 yards; Tolar, Hou, 17-58 yards; Haynes, Dal, 14-43 yards, 1 TD. **Receiving**—Dewveall, Hou, 6-95 yards, 1 TD; Cannon, Hou, 6-54 yards; McLeod, Hou, 5-70 yards; Haynes, Dal, 3-45 yards, 1 TD. **Interceptions**—Robinson, Dal, 2-50 yards; Holub, Dal, 1-43 yards; Hull, Dal, 1-23 yards; Grayson, Dal, 1-20 yards.

1966 AFL CHAMPIONSHIP GAME

KANSAS CITY at BUFFALO

January 1, 1967

With a berth in Super Bowl I as the prize, the Chiefs visited ancient War Memorial Stadium for a New Year's Day clash with the defending AFL champion Buffalo Bills.

The game, played in frigid, subzero temperatures, produced its first break on the opening kickoff. Jerrel Wilson recovered a Bills fumble on the Buffalo 31-yard line. Three plays later, Len Dawson passed 29 yards to Fred Arbanas for the first touchdown and a 7-0 Kansas City lead.

Buffalo, though, tied the game near the end of the opening period when Jack Kemp hit Elbert Dubenion on a 69-yard pass play. Few thought it would be the Bills final score of the day.

The Chiefs defense stiffened and Dawson led the offense to 10 second-quarter points. Otis Taylor caught a 29-yard touchdown pass and Mike Mercer added a 32-yard field goal, aided by a 72-yard pass interception by Johnny Robinson.

Mike Garrett then applied the coup de grace for the Chiefs by scoring on runs of one and 18 yards. Kansas City won its second AFL title in four years and awaited the Green Bay Packers in Super Bowl I.

CHIEFS.....	7	10	0	14—31
BILLS	7	0	0	0—7

SCORING

KC — Arbanas 29 pass from Dawson (Mercer kick)

Buff — Dubenion 69 pass from Kemp (Lusteg kick)

KC — Taylor 29 pass from Dawson (Mercer kick)

KC — Mercer 32 FG

KC — Garrett 1 run (Mercer kick)

KC — Garrett 18 run (Mercer kick)

Attendance: 42,080

SUMMARY

Passing—Dawson, KC, 16-of-24, 227 yards, 2 TDs; Kemp, Buff, 12-of-27, 253 yards, 1 TD, 2 int. **Rushing**—Garrett, KC, 13-39 yards; McClinton, KC, 11-38 yards; Carlton, Buff, 9-31 yards. **Receiving**—Burnett, Buff, 6-127 yards; Taylor, KC, 5-78 yards, 1 TD; Burford, KC, 4-76 yards; Dubenion, Buff, 2-79 yards, 1 TD; Arbanas, KC, 2-44 yards, 1 TD. **Interceptions**—Robinson, KC, 1-72 Yards; Thomas, KC, 1-26 yards.

SUPER BOWL I

KANSAS CITY vs GREEN BAY

January 15, 1967

Representing themselves and the American Football League in the first championship match with the National Football League, the Chiefs played well for one half before bowing to the supremacy of the Green Bay Packers.

Vince Lombardi's Packers, one of the great pro football teams of all time, won Super Bowl I by a 35-10 score. But the Packers held a slim 14-10 advantage at the half before the game turned on one play in the third quarter.

Green Bay opened the scoring when Bart Starr passed 37 yards to Max McGee, McGee making a remarkable one-handed catch for the touchdown. Len Dawson tied the game for the Chiefs when he passed to Curtis McClinton for a second period touchdown. The Packers then went back on top, 14-7, before Mike Mercer kicked a 31-yard field goal just before the half ended.

The Chiefs momentum carried over into the third quarter as Kansas City moved to a first down on its initial possession. But then the game's key play, one that doomed the underdog Chiefs, unfolded when Willie Wood intercepted a Dawson pass intended for Fred Arbanas at midfield. Wood returned all the way to the Chiefs 5-yard line, where Elijah Pitts ran for a third Green Bay touchdown and an insurmountable 21-10 lead.

CHIEFS.....	0	10	0	0-10
PACKERS.....	7	7	14	7-35

SCORING

GB — McGee 37 pass from Starr (Chandler kick)
 KC — McClinton 7 pass from Dawson (Mercer kick)
 GB — Taylor 14 run (Chandler kick)
 KC — Mercer 31 FG
 GB — Pitts 5 run (Chandler kick)
 GB — McGee 13 pass from Starr (Chandler kick)
 GB — Pitts 1 run (Chandler kick)
 Attendance: 63,036

SUMMARY

Passing—Starr, GB, 16-of-23, 250 yards, 2 TDs, 1 int; Dawson, KC, 16-of-27, 211 yards, 1 TD, 1 int. **Rushing**—J. Taylor, GB, 16-53 yards; Pitts, GB, 11-45 yards; Dawson, KC, 3-24 yards; Garrett, KC, 6-17 yards. **Receiving**—McGee, GB, 7-138 yards, 2 TDs; Burford, KC, 4-67 yards; Dale, GB, 4-59 yards; O. Taylor, KC, 4-57 yards; Garrett, KC, 3-28 yards. **Interceptions**—Wood, GB, 1-50 yards; Mitchell, KC, 1-0 yards.

1969 AFL CHAMPIONSHIP GAME KANSAS CITY at OAKLAND January 4, 1970

On the day the American Football League played the final game of its 10-year history, the Kansas City Chiefs became the only three-time AFL champion. The Chiefs, through a curious playoff system, played their Western Division rivals, the Oakland Raiders, for the league's last title. Oakland, which had won the AFL West and held a pair of regular season wins over the Chiefs, went down to a 17-7 defeat, the first of several AFL/AFC title game defeats that have bedeviled the Raiders during the past decade.

Ironically, Kansas City's win in the Oakland Coliseum was its last to date. And the Raiders have fared little better in the confines of Municipal and then Arrowhead Stadium.

The contest, unlike other Raiders-Chiefs matchups, was marked by turnovers. The two clubs managed one first-half touchdown apiece, Oakland's on a three-yard run by Charlie Smith, Kansas City responding with a one-yard plunge by Wendell Hayes after Len Dawson had hit on passes of 14 yards to Otis Taylor and 41 yards to Frank Pitts.

In the third quarter, George Blanda twice missed field goal attempts that would have moved Oakland in front. Midway through the period, Kansas City mounted a drive from its own 2-yard line, the field position a result of a fumble which luckily was recovered before it bounded into the end zone. Dawson and Taylor pulled Kansas City out of the hole with a 35-yard pass and run play. Robert Holmes added 23 more on a flare pass in the left flat and then scored the go-ahead touchdown five plays later.

At this point, the game became a defensive struggle. Led by defensive charges from the entire front four of Aaron Brown, Buck Buchanan, Curley Culp and Jerry Mays, the Chiefs continually harassed Raiders quarterback Daryle Lamonica. But the turnovers which would plague both teams were only beginning.

In the fourth quarter, turnovers gave Oakland the football three times in Kansas City territory. Three times the Chiefs responded with interceptions, one each by Jim Marsalis, Jim Kearney and Emmitt Thomas. Thomas's steal was his second of the day and covered 62 yards to the Oakland 18-yard line. Jan Stenerud's field goal provided a 17-7 lead and a return to the Super Bowl.

CHIEFS.....	0	7	7	3-17
RAIDERS.....	7	0	0	0-7

SCORING

Oak — Smith 3 run (Blanda kick)
 KC — Hayes 1 run (Stenerud kick)
 KC — Holmes 5 run (Stenerud kick)
 KC — Stenerud 22 FG
 Attendance: 54,444

SUMMARY

Passing—Dawson, KC, 7-of-17, 129 yards; Lamonica, Oak, 15-of-39, 167 yards, 3 int. **Rushing**—Dixon, Oak, 12-36 yards; Hayes, KC, 8-35 yards, 1 TD; Smith, Oak, 12-31 yards, 1 TD; Garrett, KC, 7-19 yards. **Receiving**—Smith, Oak, 8-86 yards; Taylor, KC, 3-62 yards; Sherman, Oak, 3-45 yards; Cannon, Oak, 2-22 yards; Holmes, KC, 2-16 yards. **Interceptions**—Thomas, KC, 2-69 yards; Marsalis, KC, 1-23 yards; Kearney, KC, 1-17 yards.

SUPER BOWL IV KANSAS CITY vs MINNESOTA January 11, 1970

Kansas City's finest sports hour concluded at 5:20 in the afternoon of Sunday, January 11, 1970, when the Chiefs defeated the Minnesota Vikings, 23-7, for the world championship of pro football.

The Chiefs, who finished 11-3 on the season and defeated the New York Jets and Oakland in the playoffs, closed out their first decade as the outstanding team in the American Football League which, with Super Bowl IV, came to an end. Beginning in 1970, the two leagues merged, with the AFL becoming the American Football Conference of the NFL.

Minnesota, a prohibitive favorite, was 12-2 during the regular season and at one point had won 12 games in succession.

The Chiefs took an early lead when Jan Stenerud kicked a 48-yard first quarter field goal. Stenerud's kick remains a Super Bowl record. He then followed with field goals of 32 and 25 yards for a 9-0 lead.

Kansas City received the first break in the game when the Vikings Charlie West fumbled a kickoff and Remi Prudhomme recovered at the Minnesota 19-yard line. After an eight-yard loss, Len Dawson handed off to Wendell Hayes, who rambled for 13 yards up the middle on a draw play. A 10-yard pass to Otis Taylor gave the Chiefs a first down at the 4. Three plays later Mike Garrett burst off-tackle for five yards and a touchdown. The Chiefs held a 16-0 halftime lead, stunning the Vikings and a nationwide television audience.

Minnesota mounted a mild third-quarter comeback when Dave Osborn scored from four yards out to cut the margin to 16-7. But any hopes the Vikings had of getting closer were dashed by Otis Taylor, who lived up to his big-play reputation repeatedly through that season.

Dawson hit Taylor on a short hitch pattern, but when Earsell Mackbee missed the initial tackle, Taylor was loose down the right sideline, highstepping his way to a 46-yard touchdown. After three quarters, the Chiefs again held a 16-point lead.

As was so often the case in 1969, the defense came to the fore. Minnesota had the ball three times in the final period and, as in the Oakland game the previous week, the Chiefs snuffed out all three chances with interceptions. Middle linebacker Willie Lanier picked off a Joe Kapp pass to halt a rally at the Chiefs 34-yard line. Later on, Johnny Robinson, playing with what turned out to be three broken ribs, grabbed another errant Kapp throw. In the game's closing minutes, Emmitt Thomas intercepted his third pass of the playoffs. The Chiefs then ran out the clock to capture the AFL's second consecutive Super Bowl triumph.

The American Football League's 10-year history had come to an end with the Kansas City Chiefs its most successful team. The 1970s would usher in a new era for the Chiefs, an era that would produce noted changes as the club sought to regain its position as world champion.

CHIEFS.....	3	13	7	0—23
VIKINGS.....	0	0	7	0— 7

SCORING

KC — Stenerud 48 FG
 KC — Stenerud 32 FG
 KC — Stenerud 25 FG
 KC — Garrett 5 run (Stenerud kick)
 Minn — Osborn 4 run (Cox kick)
 KC — Taylor 46 pass from Dawson (Stenerud kick)
 Attendance: 80,562

SUMMARY

Passing—Dawson, KC, 12-of-17, 142 yards, 1 TD, 1 int; Kapp, Minn, 16-of-25, 183 yards, 2 int. **Rushing**—Garrett, KC, 11-39 yards, 1 TD; Pitts, KC, 3-37 yards; Hayes, KC, 8-31 yards; Brown, Minn, 6-26 yards; Reed, Minn, 4-17 yards. **Receiving**—Henderson, Minn, 7-111 yards; Taylor, KC, 6-81 yards, 1 TD; Pitts, KC, 3-33 yards; Brown, Minn, 3-11 yards; Beasley, Minn, 2-14 yards. **Interceptions**—Lanier, KC, 1-9 yards; Robinson, KC, 1-9 yards; Thomas, KC, 1-6 yards.

CHIEFS COACHING RECORD

1960-74	Hank Stram	124-76-10	.614
1975-76	Paul Wiggin	10-18- 0	.357

CHIEFS HALL OF FAME

In tribute to those who have made outstanding contributions to the success of the Kansas City Chiefs Football Club, the team has established a Hall of Fame. Each year a new inductee is announced with the unveiling of a bronze bust of the person being honored at the annual "101 Banquet," Kansas City's yearly salute to the men of professional football.

Chiefs Hall of Fame Inductees:

- 1969 — Lamar Hunt, chairman of the board
- 1970 — Mack Lee Hill, running back
- 1971 — Jerry Mays, defensive end
- 1972 — Fred Arbanas, tight end
- 1973 — Johnny Robinson, safety
- 1974 — Chris Burford, wide receiver
- 1975 — E.J. Holub, linebacker-center
- 1976 — Jim Tyrer, tackle

CHIEFS 1977 OPPONENTS

PRESEASON OPPONENTS

DETROIT LIONS

1200 Featherstone Road, Pontiac, Michigan 48057

Head Coach: Tommy Hudspeth (5-5) Second Year

Public Relations Director: Don Kremer (313) 335-4131

1976 Record: 6-8 (3rd NFC Central)

1976 Leaders: Passing—Greg Landry (168 of 291, 2,191 yards, 17 TDs); **Rushing**—Dexter Bussey (196-858 yards, 3 TDs); **Receiving**—Ray Jarvis (39-822 yards, 5 TDs); **Interceptions**—James Hunter (7-120 yards, 1 TD); **Scoring**—Benny Ricardo (10 of 14 field goals, 19 of 21 conversions, 49 points).

PITTSBURGH STEELERS

300 Stadium Circle, Pittsburgh, Pennsylvania 15212

Head Coach: Chuck Noll (65-46-1) Ninth Year

Public Relations Director: Joe Gordon (412) 323-1200

1976 Record: 10-4 (1st AFC Central)

1976 Leaders: Passing—Terry Bradshaw (92 of 192, 1,177 yards, 10 TDs); **Rushing**—Franco Harris (289-1,128 yards, 14 TDs); **Receiving**—Lynn Swann (28-516 yards, 3 TDs); **Interceptions**—Glen Edwards (6-95 yards) and Mel Blount (6-75 yards); **Scoring**—Franco Harris (14 touchdowns, 84 points).

WASHINGTON REDSKINS

13832 Redskin Drive, Washington, D.C. 20041

Head Coach: George Allen (107-42-5) 12th Year

Public Relations Director: Charlie Taylor (703) 471-9100

1976 Record: 10-4 (2nd NFC East)

1976 Leaders: Passing—Billy Kilmer (108 of 206, 1,252 yards, 12 TDs); **Rushing**—Mike Thomas (254-1,101 yards, 5 TDs); **Receiving**—Frank Grant (50-818 yards, 5 TDs); **Interceptions**—Joe Lavender (8-77 yards); **Scoring**—Mark Moseley (22 of 34 field goals, 31 of 32 conversions, 97 points).

LOS ANGELES RAMS

10271 West Pico Boulevard, Los Angeles, California 90064

Head Coach: Chuck Knox (44-11-1) Sixth Year

Public Relations Directors: Jack Geyer and Jerry Wilcox (213) 277-4700

1976 Record: 10-3-1 (1st NFC West)

1976 Leaders: Passing—James Harris (91 of 158, 1,460 yards, 8 TDs); **Rushing**—Lawrence McCutcheon (291-1,168 yards, 9 TDs); **Receiving**—Harold Jackson (39-751 yards, 5 TDs); **Interceptions**—Monte Jackson (10-173 yards, 3 TDs); **Scoring**—Tom Dempsey (17 of 26 field goals, 36 of 44 conversions, 87 points).

ATLANTA FALCONS

521 Capitol Avenue, S.W., Atlanta, Georgia 30312

Head Coach: Leeman Bennett (First Year)

Public Relations Director: Charlie Dayton (404) 588-1111

1976 Record: 4-10 (3rd NFC West)

1976 Leaders: Passing—Steve Bartkowski (57 of 120, 677 yards, 2 TDs); **Rushing**—Bubba Bean (124-428 yards, 2 TDs); **Receiving**—Alfred Jenkins (41-710 yards, 6 TDs); **Interceptions**—Rolland Lawrence (6-43 yards); **Scoring**—Nick Mike-Mayer (10 of 21 field goals, 19 of 19 conversions, 49 points).

ST. LOUIS CARDINALS

200 Stadium Plaza, St. Louis, Missouri 63102

Head Coach: Don Coryell (35-20-1) Sixth Year

Public Relations Director: Kevin Byrne (314) 421-0777

1976 Record: 10-4 (3rd NFC East)

1976 Leaders: Passing—Jim Hart (218 of 388, 2,946 yards, 18 TDs); **Rushing**—Jim Otis (233-891 yards, 2 TDs);

Receiving—Ike Harris (52-782 yards, 1 TD); **Interceptions**—Norm Thompson (4-83 yards) and Mike Sensibaugh (4-60 yards, 1 TD); **Scoring**—Jim Bakken (20 of 27 field goals, 33 of 35 conversions, 93 points).

REGULAR SEASON GAMES

NEW ENGLAND PATRIOTS

Route 1, Schaefer Stadium, Foxboro, Massachusetts 02035

Head Coach: Chuck Fairbanks (26-30) Sixth Year

Public Relations Director: Pat Horne (617) 543-7911

1976 Record: 11-3 (2nd AFC East)

1976 Leaders: Passing—Steve Grogan (145 of 302, 1,903 yards, 18 TDs); **Rushing**—Sam Cunningham (172-824 yards, 3 TDs);

Receiving—Andy Johnson (29-343 yards, 4 TDs);

Interceptions—Mike Haynes (8-90 yards); **Scoring**—John Smith (15 of 25 field goals, 42 of 46 conversions, 87 points).

SAN DIEGO CHARGERS

9449 Friars Road, San Diego, California 92120

Head Coach: Tommy Prothro (27-41-2) Sixth Year

Public Relations Director: Rick Smith (714) 280-2111

1976 Record: 6-8 (3rd AFC West)

1976 Leaders: Passing—Dan Fouts (208 of 359, 2,535 yards, 14 TDs); **Rushing**—Rickey Young (162-802 yards, 4 TDs);

Receiving—Charlie Joiner (50-1,056 yards, 7 TDs);

Interceptions—Don Goode (6-82 yards); **Scoring**—Charlie Joiner (7 touchdowns, 42 points)

OAKLAND RAIDERS

7811 Oakport Street, Oakland, California 94621

Head Coach: John Madden (83-22-7) Ninth Year

Public Relations Director:

1976 Record: 13-1 (1st AFC West)

1976 Leaders: Passing—Ken Stabler (194 of 291, 2,737 yards, 27 TDs); **Rushing**—Mark van Eeghen (233-1,012 yards,

3 TDs); **Receiving**—Dave Casper (53-691 yards, 10 TDs);

Interceptions—Monte Johnson (4-40 yards); **Scoring**—Cliff Branch (12 touchdowns, 72 points).

DENVER BRONCOS

5700 Logan Street, Denver, Colorado 80216

Head Coach: Robert "Red" Miller (First Year)

Public Relations Director: Bob Peck (303) 623-8778

1976 Record: 9-5 (2nd AFC West)

1976 Leaders: Passing—Steve Ramsey (128 of 270, 1,931 yards, 11 TDs); **Rushing**—Otis Armstrong (247-1,008 yards,

5 TDs); **Receiving**—Otis Armstrong (39-457 yards, 1 TD);

Interceptions—Tom Jackson (7-136 yards, 1 TD); **Scoring**—Jim Turner (15 of 21 field goals, 36 of 39 conversions, 81 points).

BALTIMORE COLTS

Executive Plaza III, Hunt Valley, Maryland 21031

Head Coach: Ted Marchibroda (21-7) Third Year

Public Relations Director: Wilt Browning (301) 667-4400

1976 Record: 11-3 (1st AFC East)

1976 Leaders: Passing—Bert Jones (207 of 343, 3,104 yards, 24 TDs); **Rushing**—Lydell Mitchell (289-1,200 yards, 5 TDs);

Receiving—Lydell Mitchell (60-555 yards, 3 TDs);

Interceptions—Jackie Wallace (5-105 yards); **Scoring**—Toni Linhart (20 of 27 field goals, 49 of 50 conversions, 109 points).

CLEVELAND BROWNS

Cleveland Stadium, Cleveland, Ohio 44114

Head Coach: Forrest Gregg (12-16) Third Year

Public Relations Director: Nate Wallack (216) 696-5555

1976 Record: 9-5 (3rd AFC Central)

1976 Leaders: Passing—Brian Sipe (178 of 312, 2,113 yards, 17 TDs); **Rushing**—Greg Pruitt (209-1,000, 4 TDs);

Receiving—Reggie Rucker (49-676 yards, 8 TDs);

Interceptions—Thom Darden (7-73 yards); **Scoring**—Don Cockroft (15 of 28 field goals, 27 of 30 conversions, 72 points).

GREEN BAY PACKERS

1265 Lombardi Avenue, Green Bay, Wisconsin 54303

Head Coach: Bart Starr (9-19) Third Year

Public Relations Director: Chuck Lane (414) 494-2351

1976 Record: 5-9 (4th NFC Central)

1976 Leaders: Passing—Lynn Dickey (115 of 243, 1,465 yards, 7 TDs); **Rushing**—Willard Harrell (130-435 yards, 3 TDs);

Receiving—Ken Payne (33-467 yards, 4 TDs); **Interceptions**—Johnnie Gray (4-101 yards, 1 TD); **Scoring**—Chester Marcol (10 of 19 field goals, 24 of 27 conversions, 54 points).

CHICAGO BEARS

55 East Jackson Avenue, Chicago, Illinois 60604

Head Coach: Jack Pardee (11-17) Third Year

Public Relations Director: Ted Haracz (312) 332-5400

1976 Record: 7-7 (2nd NFC Central)

1976 Leaders: Passing—Bob Avellini (118 of 271, 1,580 yards, 8 TDs); **Rushing**—Walter Payton (311-1,390 yards, 13 TDs);

Receiving—Roland Harper (29-291 yards, 1 TD);

Interceptions—Ross Brupbacher (7-49 yards); **Scoring**—Walter Payton (13 touchdowns, 78 points).

HOUSTON OILERS

6910 Fannin Street, Houston, Texas 77025

Head Coach: O.A. Phillips (15-13) Third Year

Public Relations Director: Jack Cherry (713) 797-9111

1976 Record: 5-9 (4th AFC Central)

1976 Leaders: Passing—Dan Pastorini (167 of 309, 1,785 yards, 10 TDs); **Rushing**—Ronnie Coleman (171-684 yards, 2 TDs);

Receiving—Ken Burrough (51-932 yards, 7 TDs);

Interceptions—C.L. Whittington (5-103 yards); **Scoring**—Skip Butler (16 of 26 field goals, 24 of 25 conversions, 72 points).

CINCINNATI BENGALS

200 Riverfront Stadium, Cincinnati, Ohio 45202

Head Coach: Bill Johnson (10-4) Second Year

Public Relations Director: Al Heim (513) 621-3550

1976 Record: 10-4 (2nd AFC Central)

1976 Leaders: Passing—Ken Anderson (179 of 338, 2,367 yards, 19 TDs); **Rushing**—Boobie Clark (152-671 yards, 7 TDs);

Receiving—Isaac Curtis (42-771 yards, 6 TDs);

Interceptions—Ken Riley (9-141 yards, 1 TD); **Scoring**—Chris Bahr (14 of 27 field goals, 39 of 42 conversions, 81 points).

SEATTLE SEAHAWKS

5305 Lake Washington Boulevard, Kirkland, Washington 98033

Head Coach: Jack Patera (2-12) Second Year

Public Relations Director: Don Andersen (206) 827-9777

1976 Record: 2-12 (5th NFC West)

1976 Leaders: Passing—Jim Zorn (208 of 439, 2,571 yards, 12 TDs); **Rushing**—Sherman Smith (119-537 yards, 4 TDs);

Receiving—Steve Largent (54-705 yards, 4 TDs);

Interceptions—Dave Brown (4-70 yards); **Scoring**—John Leypoldt (8 of 12 field goals, 19 of 22 conversions, 43 points).

CHIEFS FRONT OFFICE



JIM SCHAAF

Jim Schaaf, who's performed a multitude of responsibilities for the Chiefs since 1966, was named the club's general manager last August in a realignment of responsibilities that commenced with Lamar Hunt.

Hunt became the Chiefs chairman of the board and named Jack Steadman to succeed him as club president. Steadman in turn nominated Schaaf to take over his duties as general manager.

The 39-year-old Schaaf joined the organization in February of 1966 as director of public relations, following five years association with the Kansas City Athletics

baseball club. Schaaf was elevated to assistant general manager in January, 1968. He was named a vice president in July, 1974.

His duties in the past included supervision of the Chiefs day-to-day operations and the promotion of special events. In addition to these, Schaaf now handles contract negotiations in addition to keeping tabs on all functions within the organization.

Schaaf held several front-office positions with the Athletics, and was their director of publicity and promotions when he joined the Chiefs.

Schaaf was born May 22, 1938, in Erie, Pennsylvania. He attended Cathedral Preparatory School in Erie, then moved to Notre Dame, where he earned a bachelor's degree in economics. He played three years of football for the Fighting Irish, two as a starter, at guard from 1955-57.

Schaaf is active in several charitable causes in the Kansas City area, including the local chapter of the American Cancer Society to which he devotes much free time. He and his wife, Julie, have two children, Jill Marie, 13, and James, 8. The family lives in Overland Park, Kansas.

DIRECTORY

President	Jack Steadman
Secretary	Nancy Watts
General Manager	Jim Schaaf
Secretary	Debbie Steele
Secretary-Treasurer	Ron Combest
Secretary	Karlene McDaniels
Director of Public Relations	Bob Sprenger
Assistant Director of Public Relations.....	Doug Kelly
Secretary	Kelly Fray
Director of Ticket Operations	Joe Mazza
Ticket Accountant	Denny Thum
Ticket Staff.....	Bobbie Brooks and Jackie Holmes
Director of Group Sales	Dave Smith
Group Sales Representative	Bob Lilly
Secretary	Dianne Brady
Director of Promotions	Russ Cline
Secretary	Peg Peterson
Director of Stadium Operations and Events	Bob Wachter
Assistant Director	Carl King
Mechanical/Engineering Supervisor	Paul Johnson
Electronic Technician	Ron Bachtel
Field and Landscape	George Toma
Maintenance Supervisor	Sam Rhoades
Secretaries.....	Judy Bohner and Suzi Schott
Wardrobe Manager	Marge Hallak
Director of Security	Arch Welborn
Receptionist.....	Mona Campbell
Chief Accountant	Bob Tamasi
Accountant.....	Larry Clemmons
Data Processing Manager	Dale Parrott
Staff	Larry Ginter, Karen Caswell, Jim Gruell and Carol Keown

KANSAS CITY CHIEFS ALL-TIME ATTENDANCE

HOME ATTENDANCE

Year	Preseason	Regular Season	Total
1960	51,000	171,500	222,500
1961	20,500	123,000	143,500
*1962	155,409	155,409
1963	12,856	150,567	163,153
1964	28,653	126,881	155,534
1965	28,289	150,449	178,738
1966	25,270	259,071	284,341
1967	33,041	315,006	348,047
1968	91,231	338,911	430,142
1969	75,300	345,519	420,819
1970	38,341	354,481	392,822
1971	111,796	351,705	513,875
1972	312,428	509,291	821,719
1973	282,747	459,519	742,266
1974	167,384	413,714	581,098
1975	148,068	424,265	572,333
1976	120,281	378,011	498,292
TOTALS.....	1,546,915	5,027,209	6,624,588

PLAYOFF GAME ATTENDANCE AT HOME — 50,374 (1971)

*No Preseason Home Game

AWAY ATTENDANCE

Year	Preseason	Regular Season	Total
1960	49,500	110,321	159,281
1961	78,608	138,111	216,719
1962	92,085	163,727	293,793
1963	50,362	151,391	201,753
1964	65,806	175,302	241,108
1965	39,299	219,668	258,967
1966	90,175	248,153	380,408
1967	176,813	277,459	454,272
1968	122,233	282,863	405,096
1969	151,825	312,502	581,748
1970	333,210	355,837	689,047
1971	161,265	417,131	578,396
1972	98,976	424,802	523,778
1973	106,954	344,453	501,407
1974	88,716	320,672	409,388
1975	110,785	325,951	436,736
1976	79,098	326,374	405,472
TOTALS.....	1,895,710	4,644,717	6,737,909

PLAYOFF GAME ATTENDANCE AWAY —

197,482 (1962, 1966, 1969)

SUPER BOWL I ATTENDANCE (1966) — 61,946

SUPER BOWL IV ATTENDANCE (1969) — 80,998

ATTENDANCE RECORDS

LARGEST CROWD — REGULAR SEASON

Home — Chiefs vs. Oakland

November 5, 1972 — 82,094

Road — Chiefs at Cleveland

October 8, 1972 — 83,819

LARGEST CROWD — POST SEASON

Chiefs vs. Vikings at New Orleans

January 11, 1970 — 80,998

LARGEST CROWD — PRESEASON

Chiefs vs. Dallas at Arrowhead

September 2, 1972 — 79,592

**REGULAR SEASON
ATTENDANCE BY OPPONENT**

Team	Attendance	Year	Result
Atlanta	No Game		
Baltimore	44,175	1972*	Chiefs 24-10
Buffalo	48,121	1971*	Chiefs 22- 9
Chicago	70,664	1973*	Chiefs 19- 7
Cincinnati	79,068	1972	Bengals 23-16
Cleveland	70,296	1973	Tie 20-20
Dallas	51,158	1970*	Cowboys 27-16
Denver	71,414	1973	Chiefs 16-14
Detroit	55,161	1975*	Chiefs 24-21
Green Bay	No Game		
Houston	68,444	1973	Chiefs 38-14
Los Angeles	62,315	1973*	Rams 23-13
Miami	79,829	1972*	Dolphins 20-10
Minnesota	35,480	1974*	Vikings 35-15
New England	50,698	1970*	Chiefs 23-10
New Orleans	53,918	1976*	Saints 27-17
New York Giants ..	61,437	1974*	Giants 33-27
New York Jets	74,854	1974	Chiefs 24-16
Oakland	82,094	1972	Chiefs 27-14
Philadelphia	78,839	1972*	Eagles 21-20
Pittsburgh	71,516	1976*	Steelers 45-0
St. Louis	50,711	1970	Tie 6-6
San Diego	79,011	1972	Chargers 27-17
San Francisco	54,490	1975*	49ers 20-3
Seattle	No Game		
Tampa Bay	No Game		
Washington	51,989	1971*	Chiefs 27-20

*Denotes last regular season appearance in Kansas City

Note: The Chiefs played at Municipal Stadium from 1963-71, Arrowhead 1972-76.

CHIEFS 300-YARD PASSERS

Player	Att.	Comp.	Yards	TD	Opponent	Year
Cotton Davidson	37	18	334	2	Buffalo	1960
Cotton Davidson	31	19	333	1	N.Y. Titans	1960
Cotton Davidson	34	18	300	2	Boston	1961
Len Dawson	36	19	320	3	Houston	1964
Len Dawson	38	23	435	6	Denver	1964
Len Dawson	37	23	356	3	Buffalo	1965
Len Dawson	38	25	324	1	Boston	1966
Len Dawson	37	24	364	1	San Diego	1967
Len Dawson	31	17	333	3	Boston	1968
Mike Livingston	34	17	308	1	Miami	1969
Len Dawson	44	26	381	1	San Diego	1974
Len Dawson	36	25	307	2	Baltimore	1975
Tony Adams	32	17	319	2	Buffalo	1976
Mike Livingston	29	15	332	2	Washington	1976

GROUP SALES

The Chiefs offer a group sales program for legitimate organizations with 25 or more people. Tickets ordinarily priced at \$8 are available at the special group rate of \$6 per ticket for all Chiefs home games. Groups attending may all sit together in a specified location and each group is recognized both on the Arrowhead scoreboard and in that game's edition of PRO! magazine.

To get your group to a Chiefs game this summer or fall, contact Dave Smith or Bob Lilly in the Chiefs group sales office. The telephone number is (816) 924-9300.

ARROWHEAD INFORMATION

Arrowhead, home of the Kansas City Chiefs, is one of the newest stadiums in the NFL. It is part of the Harry S. Truman Sports Complex which also includes a 42,000-seat baseball stadium. Arrowhead was dedicated August 12, 1972.

Total attendance (1972): 821,719 (11 games)
(1973): 742,266 (11 games)
(1974): 581,098 (11 games)
(1975): 572,333 (11 games)
(1976): 498,292 (11 games)

Location:

Intersection of Interstate Highways I-70 and I-435, 8.5 miles from downtown Kansas City.

Parking:

Automobiles — 20,000; Busses — 220

Seating Capacity:

78,097

Level Breakdown:

Upper Level — 33,823; Club Level — 10,207; Lower Level — 34,003; Between End Zones — 50,000.

Press Box:

Upper Level — 130 seats — Working Press
Lower Level — 100 seats — Radio/TV/Photo

Construction Data:

Overall Supervision: Jackson County Sports Authority
Architect: Kivett and Myers with Charles Deaton, Design Associate
General Contractor: Sharp, Kidde, Webb
Groundbreaking: July, 1968
Completion: August, 1972

Scoreboard:

Main Board150 Ft. x 38 Ft.; 16,200 bulbs
2 Auxiliary boards110 Ft. x 2½ Ft.; 85 Ft. x 2½ Ft.
Lighting350 foot candles at field level

Funding:

Funds for Complex development and construction were provided by General Obligation Bond issue approved by voters of Jackson County on June 27, 1967, by a 67.8% majority. Additions to Arrowhead (explained below) are financed by \$4.5 million Revenue Bonds to be retired by additional rental payment from Kansas City Chiefs, plus \$5 million privately financed by the Chiefs.

Costs: Dual Stadium Complex.....\$53,000,000
Additions to Arrowhead paid by Chiefs.....\$ 9,500,000
(Paid for by the Chiefs, added improvements include 18,000 chair-back seats, computerized scoreboard, all food-beverage service facilities, club facilities, business suites and administrative areas.)

101 AWARDS

Kansas City's annual salute to professional football — the 101 Banquet — was founded to honor outstanding achievements in the sport. The event is sponsored by the Committee of One Hundred One as an activity of the Chiefs Club, official booster organization of the Kansas City Chiefs.

Each year the Chiefs Club invites one hundred one civic-minded, sports-loving Kansas Citians to participate in sponsorship. It is their dedication that makes possible the 101 Trophy, the 101 Banquet and the annual awards ceremony.

The selection committee for the 101 Awards is comprised of a select group of 101 sportswriters and broadcasters from throughout the nation who cover the pro football scene. The balloting is conducted at the conclusion of the NFL regular season and the outstanding players in the AFC and NFC are honored each year in February in Kansas City.

101 HONOR ROLL

AFC DEFENSIVE PLAYER

- 1969 — Bobby Bell — Kansas City Chiefs
- 1970 — Mike Curtis — Baltimore Colts
- 1971 — Willie Lanier — Kansas City Chiefs
- 1972 — Joe Greene — Pittsburgh Steelers
- 1973 — Dick Anderson — Miami Dolphins
- 1974 — Joe Greene — Pittsburgh Steelers
- 1975 — Mel Blount — Pittsburgh Steelers
- 1976 — Jack Lambert — Pittsburgh Steelers

AFC OFFENSIVE PLAYER

- 1969 — Daryle Lamonica — Oakland Raiders
- 1970 — George Blanda — Oakland Raiders
- 1971 — Bob Griese — Miami Dolphins
- 1972 — O. J. Simpson — Buffalo Bills
- 1973 — O. J. Simpson — Buffalo Bills
- 1974 — Ken Stabler — Oakland Raiders
- 1975 — O. J. Simpson — Buffalo Bills
- 1976 — Bert Jones — Baltimore Colts

AFC COACH

- 1969 — Hank Stram — Kansas City Chiefs
- 1970 — Paul Brown — Cincinnati Bengals
- 1971 — Don Shula — Miami Dolphins
- 1972 — Don Shula — Miami Dolphins
- 1973 — John Ralston — Denver Broncos
- 1974 — Sid Gillman — Houston Oilers
- 1975 — Ted Marchibroda — Baltimore Colts
- 1976 — Chuck Fairbanks — New England Patriots

NFC DEFENSIVE PLAYER

- 1969 — Carl Eller — Minnesota Vikings
- 1970 — Alan Page — Minnesota Vikings
- 1971 — Alan Page — Minnesota Vikings
- 1972 — Chris Hanburger — Washington Redskins
- 1973 — Lee Roy Jordan — Dallas Cowboys
- 1974 — Alan Page — Minnesota Vikings
- 1975 — Jack Youngblood — Los Angeles Rams
- 1976 — Jack Youngblood — Los Angeles Rams

NFC OFFENSIVE PLAYER

- 1969 — Roman Gabriel — Los Angeles Rams
- 1970 — John Brodie — San Francisco 49ers
- 1971 — Roger Staubach — Dallas Cowboys
- 1972 — Larry Brown — Washington Redskins
- 1973 — John Hadl — Los Angeles Rams
- 1974 — Chuck Foreman — Minnesota Vikings
- 1975 — Fran Tarkenton — Minnesota Vikings
- 1976 — Walter Payton — Chicago Bears

NFC COACH

- 1969 — Bud Grant — Minnesota Vikings
- 1970 — Dick Nolan — San Francisco 49ers
- 1971 — George Allen — Washington Redskins
- 1972 — Dan Devine — Green Bay Packers
- 1973 — Chuck Knox — Los Angeles Rams
- 1974 — Don Coryell — St. Louis Cardinals
- 1975 — Tom Landry — Dallas Cowboys
- 1976 — George Allen — Washington Redskins

CHIEFS CLUB

Chiefs Official Booster Organization



RAY EVANS

The Chiefs Club is the official booster organization for the Kansas City Chiefs and has long been regarded as one of the most active support groups in the National Football League.

With its official membership approaching 3,000 members, the Chiefs Club is active in ticket drives, special events, charter trips to away games and civic and charity functions throughout the greater Kansas City area.

Under president Ray Evans, the first and only president of the club, the Chiefs Club made some organizational changes a year ago, incorporating both the Chiefs Club board and Red Coat board of directors into one combined board in charge of operating all Chiefs Club activities and events. In addition to the changes a year ago to the 16-member board, some new revisions were added this spring. This includes a constitution revision whereby each member of the board will serve on rotating five-year terms and outgoing members of the board will continue to serve on the Chiefs Club advisory board. With these revisions in the organization, the total Chiefs Club now represents a year round booster organization that not only is involved in Chiefs activities but takes an active part in community and civic projects as well.

The Chiefs Club was formed by a group of civic-minded Kansas Citizens in 1963 when Lamar Hunt moved his American Football League franchise from Dallas to Kansas City. The Chiefs Club adopted one major goal:

"Making Kansas City the strongest franchise in professional football and the best professional sports city in the United States."

The Chiefs Club has grown considerably in size and stature since those early years. In addition to continually being active in Chiefs season ticket drives and booster trips for Chiefs away games, the Chiefs Club has initiated dinner meetings, family functions with Chiefs coaches and players and season-opening luncheons and rallies. The club's biggest project each year is the now nationally famous "101 Banquet" Kansas City's special awards salute to the men of professional football. The eighth annual "101 Banquet" will be staged February 24 at the Crown Center Hotel in Kansas City and the top offensive and defensive players and coaches of the year in the AFC and NFC will be honored along with the Chiefs new Hall of Fame inductee and the Chiefs Mack Lee Hill Award winner for 1977.

Evans, a former All-America football star at the University of Kansas and a member of the National Football Foundation and Hall of Fame, again heads up the Chiefs Club as president for the 1977 season.

1977 CHIEFS CLUB BOARD OF DIRECTORS

Ray Evans, president	Bruce Rice
Jim Pendleton, 1st vice president	Jim Lanning
John Sullivan, treasurer	Don Krouse
Chuck Richardson, secretary	Leo Eisenberg
Dick Dexter	Ken Young
Red Hogan	Nick Juras
George Shore	Jack Fuson
Dave Smith	Jim Modic

Advisory Board: Jack Wheeler, Max Norman, Bill Grigsby

1977 NATIONAL FOOTBALL LEAGUE SCHEDULE

(All times local)

SUNDAY, SEPTEMBER 18 (First Weekend)

1. Baltimore at Seattle	1:00
2. Cleveland at Cincinnati	1:00
3. Dallas at Minnesota	3:00
4. Detroit at Chicago	1:00
5. Green Bay at New Orleans	1:00
6. Kansas City at New England	1:00
7. Los Angeles at Atlanta	1:00
8. Miami at Buffalo	1:00
9. New York Jets at Houston	3:00
10. St. Louis at Denver	2:00
11. San Diego at Oakland	1:00
12. Tampa Bay at Philadelphia	1:00
13. Washington at New York Giants	1:00

MONDAY, SEPTEMBER 19

14. San Francisco at Pittsburgh	9:00
---------------------------------	------

SATURDAY, SEPTEMBER 24 (Second Weekend)

15. Minnesota at Tampa Bay	8:00
----------------------------	------

SUNDAY, SEPTEMBER 25

16. Atlanta at Washington	1:00
17. Baltimore at New York Jets	1:00
18. Buffalo at Denver	2:00
19. Chicago at St. Louis	1:00
20. Houston at Green Bay	1:00
21. Miami at San Francisco	1:00
22. New Orleans at Detroit	1:00
23. New York Giants at Dallas	1:00
24. Oakland at Pittsburgh	4:00
25. Philadelphia at Los Angeles	1:00
26. San Diego at Kansas City	1:00
27. Seattle at Cincinnati	1:00

MONDAY, SEPTEMBER 26

28. New England at Cleveland	9:00
------------------------------	------

SUNDAY, OCTOBER 2 (Third Weekend)

29. Buffalo at Baltimore	2:00
30. Cincinnati at San Diego	1:00
31. Denver at Seattle	1:00
32. Green Bay at Minnesota	1:00
33. Houston at Miami	4:00
34. New England at New York Jets	1:00
35. New Orleans at Chicago	1:00
36. New York Giants at Atlanta	1:00
37. Philadelphia at Detroit	1:00
38. Pittsburgh at Cleveland	1:00
39. St. Louis at Washington	4:00
40. San Francisco at Los Angeles	1:00
41. Tampa Bay at Dallas	1:00

MONDAY, OCTOBER 3

42. Oakland at Kansas City	8:00
-----------------------------------	-------------

SUNDAY, OCTOBER 9 (Fourth Weekend)

43. Atlanta at San Francisco	1:00
44. Cincinnati vs. Green Bay @ Milwaukee	1:00
45. Dallas at St. Louis	3:00
46. Detroit at Minnesota	1:00
47. Kansas City at Denver	2:00
48. Miami at Baltimore	2:00
49. New York Jets at Buffalo	1:00
50. Oakland at Cleveland	1:00
51. Philadelphia at New York Giants	1:00
52. Pittsburgh at Houston	1:00
53. San Diego at New Orleans	1:00
54. Seattle at New England	1:00
55. Washington at Tampa Bay	4:00

MONDAY, OCTOBER 10

56. Los Angeles at Chicago 8:00

SUNDAY, OCTOBER 16 (Fifth Weekend)

57. Atlanta at Buffalo 1:00

58. Baltimore at Kansas City 12:00

59. Chicago at Minnesota 1:00

60. Cleveland at Houston 1:00

61. Denver at Oakland 1:00

62. Green Bay at Detroit 1:00

63. New England at San Diego 1:00

64. New Orleans at Los Angeles 1:00

65. New York Jets at Miami 4:00

66. St. Louis at Philadelphia 1:00

67. San Francisco at New York Giants 1:00

68. Tampa Bay at Seattle 1:00

69. Washington at Dallas 3:00

MONDAY, OCTOBER 17

70. Cincinnati at Pittsburgh 9:00

SUNDAY, OCTOBER 23 (Sixth Weekend)

71. Atlanta at Chicago 1:00

72. Baltimore at New England 4:00

73. Cleveland at Buffalo 1:00

74. Dallas at Philadelphia 1:00

75. Denver at Cincinnati 1:00

76. Detroit at San Francisco 1:00

77. Green Bay at Tampa Bay 1:00

78. Houston at Pittsburgh 1:00

79. Kansas City at San Diego 1:00

80. New Orleans at St. Louis 1:00

81. New York Giants at Washington 1:00

82. Oakland at New York Jets 1:00

83. Seattle at Miami 1:00

MONDAY, OCTOBER 24

84. Minnesota at Los Angeles 6:00

SUNDAY, OCTOBER 30 (Seventh Weekend)

85. Buffalo at Seattle 1:00

86. Chicago at Green Bay 1:00

87. Detroit at Dallas 1:00

88. Houston at Cincinnati 1:00

89. Kansas City at Cleveland 1:00

90. Los Angeles at New Orleans 1:00

91. Minnesota at Atlanta 1:00

92. New York Jets at New England 1:00

93. Oakland at Denver 2:00

94. Philadelphia at Washington 1:00

95. Pittsburgh at Baltimore 4:00

96. San Diego at Miami 1:00

97. Tampa Bay at San Francisco 1:00

MONDAY, OCTOBER 31

98. New York Giants at St. Louis 8:00

SUNDAY, NOVEMBER 6 (Eighth Weekend)

99. Buffalo at New England 1:00

100. Chicago at Houston 1:00

101. Cincinnati at Cleveland 1:00

102. Dallas at New York Giants 1:00

103. Green Bay at Kansas City 1:00

104. Miami at New York Jets 1:00

105. New Orleans at Philadelphia 1:00

106. Pittsburgh at Denver 2:00

107. St. Louis at Minnesota 3:00

108. San Diego at Detroit 1:00

109. San Francisco at Atlanta 1:00

110. Seattle at Oakland 1:00

111. Tampa Bay at Los Angeles 1:00

MONDAY, NOVEMBER 7

112. Washington at Baltimore 9:00

SUNDAY, NOVEMBER 13 (Ninth Weekend)

113. Baltimore at Buffalo	1:00
114. Cincinnati at Minnesota	3:00
115. Cleveland at Pittsburgh.....	1:00
116. Denver at San Diego.....	1:00
117. Detroit at Atlanta.....	1:00
118. Houston at Oakland	1:00
119. Kansas City at Chicago	1:00
120. Los Angeles vs. Green Bay @ Milwaukee	1:00
121. New England at Miami	1:00
122. New York Giants at Tampa Bay	1:00
123. San Francisco at New Orleans.....	1:00
124. Seattle at New York Jets.....	1:00
125. Washington at Philadelphia	1:00

MONDAY, NOVEMBER 14

126. St. Louis at Dallas	8:00
--------------------------------	------

SUNDAY, NOVEMBER 20 (Tenth Weekend)

127. Atlanta at New Orleans	1:00
128. Cleveland at New York Giants	1:00
129. Dallas at Pittsburgh	4:00
130. Denver at Kansas City	1:00
131. Houston at Seattle	1:00
132. Los Angeles at San Francisco	1:00
133. Miami at Cincinnati	1:00
134. Minnesota at Chicago	1:00
135. New England at Buffalo	1:00
136. New York Jets at Baltimore.....	2:00
137. Philadelphia at St. Louis.....	1:00
138. Oakland at San Diego.....	1:00
139. Tampa Bay at Detroit.....	1:00

MONDAY, NOVEMBER 21

140. Green Bay at Washington.....	9:00
-----------------------------------	------

THURSDAY, NOVEMBER 24 (Eleventh Weekend)

(Thanksgiving Day)

141. Chicago at Detroit	12:30
142. Miami at St. Louis	2:30

SUNDAY, NOVEMBER 27

143. Atlanta at Tampa Bay	1:00
144. Baltimore at Denver	2:00
145. Dallas at Washington.....	4:00
146. Kansas City at Houston	1:00
147. Los Angeles at Cleveland	1:00
148. Minnesota at Green Bay.....	1:00
149. New Orleans at San Francisco.....	1:00
150. New York Giants at Cincinnati	1:00
151. Philadelphia at New England	1:00
152. Pittsburgh at New York Jets.....	1:00
153. San Diego at Seattle	1:00

MONDAY, NOVEMBER 28

154. Buffalo at Oakland	6:00
-------------------------------	------

SUNDAY, DECEMBER 4 (Twelfth Weekend)

155. Chicago at Tampa Bay.....	1:00
156. Cincinnati at Kansas City.....	1:00
157. Cleveland at San Diego	1:00
158. Denver at Houston	1:00
159. Detroit at Green Bay	1:00
160. New England at Atlanta	1:00
161. New York Jets at New Orleans.....	3:00
162. Philadelphia at Dallas	1:00
163. Oakland at Los Angeles	1:00
164. St. Louis at New York Giants	1:00
165. San Francisco at Minnesota.....	1:00
166. Seattle at Pittsburgh.....	1:00
167. Washington at Buffalo	1:00

MONDAY, DECEMBER 5

168. Baltimore at Miami.....	9:00
------------------------------	------

SATURDAY, DECEMBER 10 (Thirteenth Weekend)

169. Pittsburgh at Cincinnati	1:00
170. Washington at St. Louis	2:30

SUNDAY, DECEMBER 11

171. Atlanta at Los Angeles	1:00
172. Buffalo at New York Jets	1:00
173. Detroit at Baltimore	2:00
174. Green Bay at Chicago	1:00
175. Houston at Cleveland	1:00
176. Miami at New England	1:00
177. Minnesota at Oakland	1:00
178. New York Giants at Philadelphia	1:00
179. Seattle at Kansas City	1:00
180. San Diego at Denver	2:00
181. Tampa Bay at New Orleans	1:00

MONDAY, DECEMBER 12

182. Dallas at San Francisco	6:00
------------------------------------	------

SATURDAY, DECEMBER 17 (Fourteenth Weekend)

183. Los Angeles at Washington	1:00
184. Buffalo at Miami	4:00
185. Minnesota at Detroit	9:00

SUNDAY, DECEMBER 18

186. Chicago at New York Giants	1:00
187. Cincinnati at Houston	1:00
188. Cleveland at Seattle	1:00
189. Denver at Dallas	1:00
190. Kansas City at Oakland	1:00
191. New England at Baltimore	4:00
192. New Orleans at Atlanta	1:00
193. New York Jets at Philadelphia	1:00
194. Pittsburgh at San Diego	1:00
195. St. Louis at Tampa Bay	1:00
196. San Francisco vs. Green Bay @ Milwaukee	1:00

POSTSEASON

Saturday, December 24—	AFC Divisional Playoffs
Monday, December 26—	NFC Divisional Playoffs
Sunday, January 1—	AFC Championship Game
	NFC Championship Game
Sunday, January 15—	Super Bowl XII at Louisiana Superdome, New Orleans
Monday, January 23—	AFC-NFC Pro Bowl at Tampa

CHIEFS MEDIA



BROADCAST TEAM — The Chiefs announce team for 1977 is Tom Hopkins (left) and Bruce Rice (foreground). Hopkins will handle the play-by-play with Rice providing color commentary and the Chiefs locker room show at the conclusion of each game. As in each of the Chiefs 17 years in Kansas City, the broadcasts will be carried by 81/KCMO and the Chiefs six-state regional network. Hopkins is in his first year with the Chiefs, having broadcast the Kansas City Kings basketball games the past three years. Rice, a fixture in Kansas City television and radio, enters his fourth season in the KCMO broadcast booth.

Kansas City Star

1729 Grand Avenue
Kansas City, MO 64108
(816) 471-3821

Joe McGuff, Sports Editor
Bill Richardson, Chiefs Writer
Gene Fox, Chiefs Writer

Topeka Capital-Journal

Sixth and Jefferson
Topeka, Kansas 66601
(816) 842-8144
(913) 357-4421

Bob Hentzen, Sports Editor
Dick Fensler, Columnist
Ken Leiker, Chiefs Writer
4801 Roanoke Pkwy., No. 305
Kansas City, MO 64112

Associated Press

1715 Grand Avenue
Kansas City, MO 64105
(816) 421-4846

Doug Tucker, Sports Editor

United Press International

814 Foxridge Towers
5700 Broadmoor
Mission, Kansas 66202
(913) 677-1212

Rick Gosselin, Sports Editor

KMBC-TV (ABC-9)

11th and Central
Kansas City, MO 64105
(816) 421-2650

Don Fortune, Sports Director
John Sanders

WDAF-TV (NBC-4)

3030 Summit Street
Kansas City, MO 64108
(816) 753-4567

Steve Oakley, Sports Director
Jim Bonds

KCMO Radio

4500 Johnson Drive
Fairway, KS 66205
(816) 531-6789

(until Oct. 1)

(913) 677-8181

(after Oct. 1)

Tom Hopkins, Sports Director

KCMO-TV (CBS-5)

4500 Johnson Drive
Fairway, KS 66205
(816) 531-6789

(until Oct. 1)

(913) 677-5555

(after Oct. 1)

Bruce Rice, Sports Director

Jack Harry

Wichita Eagle-Beacon

825 East Douglas
Wichita, Kansas 67201
(316) 268-6251

Randy Brown, Sports Editor
Charlie Smith, Chiefs Writer
12201 East 57th Street
Kansas City, MO 64133
(816) 358-2599

Lawrence Journal

679 New Hampshire
Lawrence, KS 66044
(913) 843-1000

Chuck Woodling,
Sports Editor

Kansas City Kansan

901 North Eighth Street
Kansas City, KS 66101
(913) 371-4300

Alan Hoskins, Sports Editor

KBMA-TV (UHF-41)

BMA Tower
Kansas City, MO 64108
(816) 756-1441

WIBW-TV (CBS-13)

5600 West Sixth Street
Topeka, KS 66601
(913) 272-3456

Fred White, Sports Director
Ron Paradis

KMBZ Radio

4935 Belinder
Westwood, KS 66205
(913) 236-9800

Don Burley, Sports Director

WHB Radio

106 West 14th Street
Kansas City, MO 64105
(816) 221-8300

Bob Meade

WDAF Radio

3030 Summit Street
Kansas City, MO 64108
(816) 753-4567

Charles Gray
Larry Cantor

KCNW Radio

6230 Eby
Shawnee Mission, KS 66202
(913) 888-6397

Kevin Wall

KCKN Radio

4121 Minnesota Avenue
Kansas City, KS 66106
(913) 321-3200

Gordon Docking

KAYQ Radio

3435 Broadway
Kansas City, MO 64112
(816) 753-7707

Rod Allen

KYYS (KY-102)

3030 Summit Street
Kansas City, MO 64108
(816) 753-4567

Jay Cooper
Dick Wilson

KBEQ Radio

3100 Broadway
Kansas City, MO 64105
(816) 531-2535

Len Dawson

KPRS Radio

3 Crown Center
Kansas City, MO 64108
(816) 471-2100

Bob Anderson

KBEA Radio

1701 South 55th Street
Kansas City, KS 66106
(913) 432-1480

Edd Thompson

KWKI Radio

1724 Main Street
Kansas City, MO 64108
(816) 474-6400

The Squire

9000 State Line Road
Leawood, KS 66206
(913) 381-8080

Tom Leathers

Kansas City Magazine

1900 West 47th Place
Westwood, KS 66205
(913) 384-0770

Floyd Sageser

Independence Examiner

321 West Lexington Avenue
Independence, MO 64051
(816) 254-8600

Dick Puhr

Scout-Sun

I-435 and Metcalf
Overland Park, KS 66207
(913) 381-1010

Mark Zeligman

North Kansas City**Dispatch**

7007 Parvin Road
Kansas City, MO 64117
(816) 454-9660

Kevin Kelly

Darwin Garrison


Kansas City Call

1715 East 18th Street
Kansas City, MO 64141
(816) 842-3804

CHIEFS HALL OF FAME



Lamar Hunt
1969



Mack Lee Hill
1970



Jerry Mays
1971




Fred Arbanas
1972



Johnny Robinson
1973



Chris Burford
1974



E.J. Holub
1975




Jim Tyrer
1976

MACK LEE HILL RECIPIENTS



Mike Garrett
1966




Jan Stenerud
1967



Robert Holmes
1968




Jim Marsalis
1969



Jack Rudnay
1970



Elmo Wright
1971



Larry Marshall
1972



Gary Butler
1973



Woody Green
1974




Walter White
1975



Gary Barbaro
1976

MACK LEE HILL AWARD



GARY BARBARO

Gary Barbaro, a starter at free safety almost from the time he reported to training camp, was voted the winner of the 1976 Mack Lee Hill Award.

A third round draft choice from Nicholls (La.) State, Barbaro took over for the departed Mike Sensibaugh. He intercepted three passes on the season, including two in one game at San Diego. At the end of the year, he was named to the second team all-rookie squad as voted by the **Associated Press**.

Along with strong safety Tim Gray, Barbaro is one of the links for the future within a Chiefs defense that is gradually being rebuilt. On the subject of rebuilding, he offers these thoughts: "I would compare what we're doing here with what I experienced in college. My freshman year at Nicholls was the first year of football at the school. Within four years, we had a winning program and I think we can accomplish that sooner here."

A native of Kenner, La., Barbaro did not play football until his senior year of high school. He began his collegiate career as a wide receiver, but was moved into the secondary for his final two season. He intercepted nine passes overall from his cornerback position, six as a senior and one for a touchdown. Barbaro twice was named to the all-Gulf South Conference first team.

Barbaro becomes only the third defensive player to earn the Mack Lee Hill Award, joining 1969 recipient Jim Marsalis and the 1972 winner, Larry Marshall, in that category.

Each year since 1966, the Chiefs players have selected a recipient for the Mack Lee Hill Award. It is a tribute to the late Mack Lee Hill, an outstanding running back who played for the Chiefs in 1964 and 1965 and was described as a man who played as much with his heart as he did with his driving legs in the early days of the American Football League.

In memory and tribute to Mack Lee Hill, the award is given annually to the Chiefs rookie who, as the inscription on the trophy reads—"*best exemplifies the spirit of the late Mack Lee Hill . . . the man with the giant heart and quiet way.*" In selecting the recipient, the Chiefs players look for a rookie who has displayed the attitude and spirit of the late Mack Lee Hill.

The Mack Lee Hill Award is presented annually at the 101 Banquet, Kansas City's annual salute to the man of professional football. Barbaro received his award last February 25 from retired Chiefs quarterback Len Dawson.

Previous Mack Lee Hill Award Winners:

1975—Walter White	1970—Jack Rudnay
1974—Woody Green	1969—Jim Marsalis
1973—Gary Butler	1968—Robert Holmes
1972—Larry Marshall	1967—Jan Stenerud
1971—Elmo Wright	1966—Mike Garrett



