

1978 CHIEFS --- MEDIA GUIDE



KANSAS CITY CHIEFS 1978 NFL SCHEDULE

Milgram Grocery Bowl (Rookies), Tues., July 18
vs. Houston 7:35 p.m. at Arrowhead

DAY/DATE	Preseason		TIME
	OPPONENT	SITE	(KC TIME)
Saturday, August 5	Green Bay	Green Bay	8:00 p.m.
Saturday, August 12	Minnesota	Arrowhead	7:35 p.m.
Sunday, August 20	New England	Foxboro	12:45 p.m.
Saturday, August 26	St. Louis	Arrowhead	7:35 p.m.

DAY/DATE	Regular Season		TIME
	OPPONENT	SITE	(KC TIME)
Sunday, September 3	Cincinnati	Cincinnati	12:01 p.m.
Sunday, September 10	Houston	Arrowhead	1:01 p.m.
Sunday, September 17	N. Y. Giants	New York	12:01 p.m.
Sunday, September 24	Denver	Arrowhead	1:01 p.m.
Sunday, October 1	Buffalo	Buffalo	12:01 p.m.
Sunday, October 8	Tampa Bay	Arrowhead	1:01 p.m.
Sunday, October 15	Oakland	Oakland	3:01 p.m.
Sunday, October 22	Cleveland	Arrowhead	1:01 p.m.
Sunday, October 29	Pittsburgh	Pittsburgh	12:01 p.m.
Sunday, November 5	Oakland	Arrowhead	1:01 p.m.
Sunday, November 12	San Diego	San Diego	3:01 p.m.
Sunday, November 19	Seattle	Arrowhead	1:01 p.m.
Sunday, November 26	San Diego	Arrowhead	1:01 p.m.
Sunday, December 3	Buffalo	Arrowhead	1:01 p.m.
Sunday, December 10	Denver	Denver	3:01 p.m.
Sunday, December 17	Seattle	Seattle	3:01 p.m.

MEDIA INFORMATION

Chiefs Office

One Arrowhead Drive
Kansas City, Missouri 64129
(Phone) (816) 924-9300
(Tickets) (816) 924-9400

Public Relations

Nite Line..... (816) 924-1116
Arrowhead Press Box Phone (816) 924-2525
Bob Sprenger Home Phone..... (816) 942-8199
Doug Kelly Home Phone (816) 942-8522

Training Camp

William Jewell College
Liberty, Missouri
Phone (816) 781-1700
Rookie Reporting Date July 9
Veteran Reporting Date July 21

Code-a-phone News Reports

Phone..... (816) 924-7896

(Not for Public Information)



More publications available at:

www.retroseasons.com/library/

TABLE OF CONTENTS

AFC Championship Results	107
AFC 1977 Statistical Leaders	54-55
AFL/AFC Year-by-Year Leaders	66-68
All-time Chiefs Preseason Results	52-53
All-time Chiefs Results	49-51
All-time AFC/AFL Selections	88-89
All-time AFC/AFL Standings	104-106
All-time Chiefs Assistant Coaches Roster	53
Arrowhead Information	119
Career 100-Yard Rushers	89
Career 300-Yard Passers	118
Chiefs Assistant Coaches	7-10
Chiefs Attendance Records	117-118
Chiefs Coaching Record	112
Chiefs Championship Review	108-112
Chiefs Directory	2
Chiefs Hall of Fame	113
Chiefs Individual Records	91-97
Chiefs Longest Plays	90
Chiefs Media	122-123
Chiefs Owner—Lamar Hunt	3
Chiefs Club	121
Chiefs in Pro Bowl	38
Chiefs Team Records	97-102
Chiefs 1978 Schedule	Inside Front Cover
Chiefs 1977 Statistics and Results	45-47
Chiefs vs. NFL Opponents	72-76
Chiefs Composite Record	77
Depth Chart	64-65
Divisional Playoff Results	107
Draft Choices, 1960-78	78-84
Draft Choice Biographies	40-44
General Manager—Jim Schaaf	5
Group Sales Information	118
Head Coach—Marv Levy	6
Hotel Headquarters	5
Mack Lee Hill Award	Inside Back Cover
Mack Lee Hill Winners	124
Newcomers Biographies	39
NFL Directory	77
NFL Scheduling	51
NFL 1978 Schedule	56-59
NFL 18-Year Records	71
NFL 1977 Standings	48
101 Awards	120
Opponents Directory	114-116
Player Personnel	12
President—Jack Steadman	4
Pronunciation Guide	70
First Year Roster	62-63
Super Bowl Results	107
Ticket Information	68
Training, Equipment, Medical Staff	11
Veteran Player Biographies	13-38
Veteran Roster	62-63
Year-by-Year Statistical Leaders	69-70

ON THE COVER

The cover of the 1978 Kansas City Chiefs media guide is a photograph by Kansas City photographer Steve Craig.

KANSAS CITY CHIEFS DIRECTORY

Owner Lamar Hunt
1401 Elm Street
27th Floor
Dallas, Texas 75202
(Phone) (214) 741-3561

ADMINISTRATIVE

President Jack Steadman
General Manager Jim Schaaf
Treasurer Ron Combest
Secretary Jim Seigfreid
Director of Sales Dave Smith
Director of Ticket Operations Joe Mazza
Director of Stadium Operations Bob Wachter
Director of Data Processing Dale Parrott
Chief Accountant Bob Tamasi
Director of Promotions Russ Cline
Director of Public Relations Bob Sprenger
Assistant Director of Public Relations Doug Kelly
Public Relations Secretary Kelly Fray

COACHING STAFF

Head Coach Marv Levy
Defensive Coordinator/Linebacker Coach Rod Rust
Assistant Coach-Defensive Line Walt Corey
Assistant Coach-Defensive Backs Dick Roach
Assistant Coach-Offensive Backs Tom Pagna
Assistant Coach-Offensive Line Joe Spencer
Assistant Coach-Receivers Kay Dalton
Assistant Coach-Kicking Teams Bobby Ross
Director of Pro Personnel Ron Waller
Head Trainer Wayne Rudy
Assistant Trainer Dave Kendall
Equipment Manager & Assistant Trainer Bobby Yarborough
Team Physicians Dr. Albert Miller & Dr. Howard Ellfeldt
Film Coordinator Mike Dennis
Clubhouse Attendant Bob Prime
Secretaries to Coach Levy & Staff Ann Rentschler & Betty Swanson

PLAYER PERSONNEL STAFF

Director of Player Personnel Les Miller
Talent Scout Tommy O'Boyle
Talent Scout J. D. Helm
Talent Scout Bobby Gill
Talent Scout Otis Taylor
Player Personnel Secretary Clea Neff

GENERAL INFORMATION

Chiefs Office

One Arrowhead Drive
Kansas City, Mo. 64129
(Phone) (816) 924-9300
(Tickets) (816) 924-9400

Home Stadium Arrowhead
Capacity 78,097
Team Colors Red and Gold
Training Camp William Jewell College
Liberty, Missouri
Founded 1960 as Charter Member of the
American Football League
World Championships 1969
American Football League
Championships 1962, 1966, 1969
AFL/AFC Divisional Championships 1962, 1966, 1971

CHIEFS OWNER



LAMAR HUNT

A new era begins for the NFL in 1978 with two additional regular season games highlighting the new competitive scheduling format and future challenges begin for Lamar Hunt and the Kansas City Chiefs.

"We will not be satisfied with being an average organization," noted Hunt at the conclusion of the disappointing 1977 season. *"We are dedicated to rise above the pack in the future."*

Hunt's positive attitude and leadership in the effort to get the Chiefs back on top in the NFL has

been the driving force in the team's rebuilding and reorganization. The latest step in this program came last winter when Hunt, president Jack Steadman and general manager Jim Schaaf selected the Canadian Football League's Coach of the Year, Marv Levy, to be the Chiefs new head coach.

"I feel good about the NFL in general and about the Chiefs situation in particular," observed Hunt. *"I think the game is sound and that we are now back on the right track."*

Hunt begins his 19th season as the head man of the Chiefs. He continues as president of the American Football Conference and is considered to be one of the more progressive owners in the league today.

In 1959, at the age of 26, this quiet Texan formed the American Football League and served as its first president. His franchise, the Dallas Texans, moved to Kansas City prior to the 1963 season after winning the AFL championship in 1962.

Hunt's ventures into sports probably got their start when he played as a reserve end at Southern Methodist University. Since his entrance into professional football, Hunt also has organized and coordinated the formation and development of World Championship Tennis and, through WCT, helped bring this sport into the international prominence it now enjoys. He formed the Dallas Tornado Soccer Club, a consistent winner in the North American Soccer League. He is one of the founding owners and retains a small financial interest in the Chicago Bulls of the NBA.

In 1972 Hunt became the first AFL figure to be enshrined into pro football's Hall of Fame. At those enshrinement ceremonies, his good friend Bill Sullivan of the New England Patriots described Hunt as "the architect, designer and builder of an impossible dream."

His relentless approach toward success in all his endeavors continues. Long active in community and civic affairs both in Dallas and Kansas City, Hunt carries this involvement outside of his business activities. He serves on the board of trustees of the Pro Football Hall of Fame and is a member of the board of directors of National Football League Charities. Hunt also serves on the national board of trustees of the Fellowship of Christian Athletes, is a member of the board of directors of the Great Midwest Corporation and on the Board of Directors of The National Parks Foundation.

Hunt, born in 1932, and his wife, Norma, have four children. They are Lamar Jr., 22; Sharron, 20; Clark, 13; and Daniel, who will be two years old November 21.

KANSAS CITY CHIEFS PRESIDENT



JACK STEADMAN

As the Chiefs head into their seventh season in Arrowhead Stadium and their 16th season in Kansas City in 1978, they do so with a renewed commitment from president Jack Steadman.

"As an organization we are committed to bringing the professional football fans in Kansas City another Super Bowl championship."

Bringing the Chiefs back to prominence in the NFL is not an unlikely challenge for Steadman who has had a long-time pro football association with Chiefs

owner Lamar Hunt and is considered to be one of the top administrators in professional athletics. Steadman has been a part of this pro football franchise since its inception in 1960 as the Dallas Texans in the initial year of the American Football League.

Steadman has been the head of the Chiefs administrative staff since November of 1960 when Hunt named him general manager of the Texans. He was promoted to executive vice president and general manager of the Chiefs in 1966 and in August of 1976 was named president of the Kansas City Chiefs in charge of all operations.

As head of the Chiefs overall operations, Steadman's goal is simply to return the Chiefs to the top of the NFL. With this goal in mind in the reorganization of the Chiefs, he appointed Jim Schaaf as the team's general manager in charge of day-to-day operations plus full responsibility for all player personnel and football team areas of operation. He also headed up the search and selection of new head coach Marv Levy, who was hired last December, and player personnel director Les Miller, who joined the team following the 1975 draft.

Steadman has been a constant administrative innovator since entering pro football and many of his ideas and developments have been copied and put into use throughout the NFL.

Much of Arrowhead Stadium, acclaimed nationally as one of the finest sports facilities in the world, reflects the personality of Steadman. It was Steadman who conceived the idea of Kansas City building the two-stadium Harry S. Truman Sports Complex that resulted in the 78,000-seat football facility (Arrowhead) and the 42,000-seat baseball stadium (Royals Stadium).

In addition to serving as president of the Chiefs, Steadman also is president of Worlds of Fun, Lamar Hunt's multi-million dollar family recreation park north of Kansas City.

Despite a demanding work schedule, Steadman remains active in numerous civic affairs. As a member of the board of directors, he serves as vice president of membership and meetings for the Chamber of Commerce of Greater Kansas City. In 1978 he will serve as the chairman of the corporate division of the United Way in addition to being a member of the United Way executive committee and board of directors. His other civic endeavors include being a member of the Civic Council of Greater Kansas City, on the executive committee and board of directors of Starlight Theatre Association, the board of directors of the Kansas City Sponsor Chapter of the Fellowship of Christian Athletes, a member of the board of directors of the American Royal Association and an advisory trustee for Research Medical Center.

In addition to his Chiefs and Worlds of Fun association, Steadman is a member of the board of directors of Commerce Bank of Kansas City, is a vice president of First Fidelity Investment Trust and a member of the board of directors of Great Midwest Corporation.

Jack and his wife, Martha, have three children, two sons, Tom, 27, and Don, 22, and a daughter, Mrs. Barbara Selders, 26.

CHIEFS GENERAL MANAGER



JIM SCHAAF

Jim Schaaf has been the Chiefs general manager since August of 1976 and this year takes on a new assignment from president Jack Steadman. In addition to directing the Chiefs front-office operations, Schaaf has been given the full responsibility for all player personnel and football team areas of operation.

He will work in unison with head coach Marv Levy and director of player personnel Les Miller and their staffs while also keeping track of the remaining Chiefs personnel and overseeing the day-to-day operations of the organization.

Schaaf has been affiliated with the Chiefs since 1966. He joined the club as director of public relations, following five years association with the Kansas City Athletics baseball club. He was elevated to assistant general manager in January, 1968 and to vice president in July, 1974.

When Lamar Hunt reorganized the club's front office in the summer of 1976, Schaaf assumed the general manager's chair from Jack Steadman, who was elevated to the club's presidency. Hunt became the team's chairman of the board. Schaaf now handles all contract negotiations and is responsible for operations in coaching and player personnel areas.

His duties in the past included supervision of Chiefs day-to-day operations and the promotion of special events. Schaaf held several front office positions with the Athletics and was their director of publicity and promotions when he joined the Chiefs.

Schaaf gives freely of his time to several organizations in the Kansas City area. He is on the advisory board of St. Mary's Hospital and is an active member of the Centurions, a leadership training program of the Chamber of Commerce of Greater Kansas City. In the past, he has also served on the board of directors of the American Cancer Society.

Schaaf was born May 22, 1938 in Erie, Pennsylvania. He attended Cathedral Preparatory School in Erie, then moved to Notre Dame, where he earned a bachelor's degree in economics. He played three years of football for the Fighting Irish, two as a starter, at guard from 1956-58. He and his wife, Julie, have two children, Jill Marie, 14, and James, 10. The family lives in Overland Park, Kansas.

KANSAS CITY CHIEFS 1978 HOTEL HEADQUARTERS

City	Hotel	Phone
Green Bay	Port Plaza Inn	(414) 432-4811
New England	Boston Marriott	(617) 969-1000
Cincinnati	Riverview Quality Inn	(606) 491-1200
New York	Sheraton Heights (N.J.)	(201) 288-6100
Buffalo	Sheraton Inn East	(716) 681-2400
Oakland	Berkeley Marriott	(415) 548-7920
Pittsburgh	Pittsburgh Marriott	(412) 922-8400
San Diego	Islandia Hyatt House	(714) 224-3541
Denver	The Regency	(303) 433-6131
Seattle	Washington Plaza	(206) 624-7400
Home Games	Sheraton Royal	(816) 737-0200

CHIEFS HEAD COACH



MARV LEVY

With a firm goal in mind of "making the Chiefs a markedly improved football team," Marv Levy embarks upon the 1978 football season as the fourth head coach in Chiefs history.

The 50-year-old Levy was selected as the Chiefs new coach December 20 of last year. For the past five seasons, Levy has been head coach of the Montreal Alouettes of the Canadian Football League. His head coaching debut in

the NFL comes as a direct result of spectacular success in Canada.

Counting postseason play in which the Alouettes won the CFL Grey Cup two times in Levy's five years, his record stood at 50-34-4. The Alouettes made the CFL playoffs each of Levy's five seasons, played for the Grey Cup three times and in 1977, Montreal recorded its best-ever regular season record, 11 victories and five defeats. The Alouettes finished the year with a runaway 41-6 rout of Edmonton.

Though Levy's name was not a familiar one to Kansas City fans, it was well-known throughout NFL circles. He was strongly recommended for the Chiefs post by current Los Angeles Rams coach George Allen, who had Levy on his staff with the Washington Redskins.

Marv began his professional coaching career in 1969 with the Philadelphia Eagles as special teams coach. He joined Allen's Los Angeles staff in 1970, then moved with Allen to the Redskins the following year. Levy remained with the Redskins through the 1972 season. With a great emphasis on the Levy-coached special teams, Washington won the 1972 NFC championship, 26-3 over the Dallas Cowboys. Levy then moved north to Montreal in 1973. His first Alouette squad reached the finals of the CFL's Eastern Division, then won the Grey Cup the following year.

A Phi Beta Kappa graduate of Coe College in Cedar Rapids, Iowa, Levy also holds a master's degree in history from Harvard University. His coaching career got underway at Coe from 1953 through 1955. He then joined the New Mexico staff in 1956 and was New Mexico's head coach in 1958-59. After receiving Skyline Conference coach of the year honors both those seasons, Levy took over at California in 1960, coaching the Golden Bears through the 1963 season. One of Levy's players at the time was All-America quarterback Craig Morton. His next coaching assignment was at William and Mary, where he stayed five years. Levy was named Southern Conference coach of the year in 1964 and '65.

Though Levy has had experience in all phases of football, he will concentrate on the offense and kicking game. "I probably will not have a great deal to do with the defensive game plan. But I will have a lot to do with the offense and a lot with the kicking game. We are going to take the kicking game and treat it like the offense and defense.

"I would prefer that neither myself or a coordinator calls the plays. I think you need to sit down with the quarterback and give him a full understanding of the offense. There will be discussion when he comes off the field. But let him call the plays. He has a better feel for what will work out there. And I think the players feel better about playing for him if he is calling the shots."

To achieve the marked improvement he is looking for, Levy will look to renewed effort and dedication within all phases of the Chiefs. "It's an over-simplification," he says, "but offense sells tickets, defense wins games and kicking wins championships. We want to be better in all three areas."

Levy is married to the former Dorothy Prout, whom he met when both were students at Coe. They make their home in Overland Park.

CHIEFS COACHING STAFF

ROD RUST, Defensive Coordinator



Rod Rust was the first appointee to Marv Levy's coaching staff and will serve as the Chiefs defensive coordinator.

Rust comes to Kansas City from the staff of the Philadelphia Eagles, where he worked two years under Dick Vermeil with the linebackers and front seven.

"Rod is a fellow I've coached with and against," says Levy, "and I'm happy to have him rejoin me in Kansas City. He has an outstanding background in all areas of responsibility and is an excellent teacher as well as

theoretician."

The 50-year-old Rust is a native of Webster City, Iowa. He spent three seasons, 1973-75, as defensive coordinator for Levy's Montreal Alouettes before joining the Eagles coaching staff.

A center and linebacker at Iowa State, Rust completed a two-year tour of duty with the U.S. Army in the Far East before embarking on his coaching career. His first collegiate experience was at the University of New Mexico as an assistant in 1960. He moved on to Stanford University in 1963 where he was defensive coordinator under John Ralston through 1966. Levy, meanwhile, was across town as head coach of the California Bears for part of Rust's stint at Stanford.

In 1967, Rust was named head coach at North Texas State. During his six years there, he helped develop several outstanding defensive linemen, including all-pros Joe Greene of the Pittsburgh Steelers and Cedrick Hardman of the San Francisco 49ers.

Rod, a widower, is the father of two sons, Jeff, 25, and Greg, 23. He makes his home in North Kansas City.

DICK ROACH, Defensive Backfield Coach



Dick Roach migrated south with Marv Levy to become Kansas City's new defensive backfield coach.

The 45-year-old Roach served the last two seasons as Levy's defensive coordinator at Montreal and the Alouettes were recognized as the finest defensive team in the CFL at that time. In 1977, enroute to the Grey Cup championship, the Alouettes defense led the league in interceptions (32) and fewest points allowed (245 in 16 games) and finished second in overall total defense. During Montreal's 41-

6 rout of Edmonton in the Grey Cup title game, the Alouettes permitted only nine first downs and 102 net yards, both championship game records.

Much of the credit goes to Roach, who will work with a youthful but talented Chiefs secondary. "Dick is extremely well-organized and conveys his ideas very well to the players," says Levy. "He's a superb teacher and game-planner. Most of the success we had defensively at Montreal is attributable to Dick and his organization of the defensive personnel."

A native of Rapid City, South Dakota, Roach graduated from Black Hills State University in Spearfish, S.D. He played and started four years, captained the squad and earned all-conference and Little All-America recognition. Roach also holds a master's degree from Wyoming.

After high school coaching jobs in South Dakota and Idaho, Roach worked under Jim Sweeney as defensive line and linebacker coach at Montana State University from 1966-69. In that time, the Bobcats won three Big Sky championships. He coached Oregon State's defensive

line in 1970 when the Beavers led the Pacific 8 in total defense, then became defensive coordinator at Wyoming for 1971-72. Roach was defensive coordinator at Fresno State in 1973, then coached the defensive line and linebackers at Washington State in 1974-75 before joining Levy in Montreal.

Dick and his wife Laverne have two sons, E.T., 18, and Matt, 16 and a daughter, Stacy Ann, 14. The family lives in Independence.

WALT COREY, Defensive Line Coach



A familiar face around Arrowhead returns this season. Walt Corey, a player and coach with the Chiefs, was Marv Levy's selection as defensive line coach.

It's a new assignment for Corey, whose previous professional coaching career has been with linebackers. This is his second tour of duty as a Chiefs coach, having worked under Hank Stram from 1971-74. For the past three seasons, Corey was on Forrest Gregg's Cleveland Browns staff.

Corey played linebacker with the Dallas Texans and Chiefs from the American Football League's inception in 1960 through the 1966 season. He entered the collegiate coaching ranks in 1967 at Utah State, then returned to the University of Miami (Florida), his alma mater, in 1970. Corey played for the Hurricanes as a 180-pound defensive end.

"Although this is our first coaching association, I know Walt's reputation around the NFL is an excellent one," says Levy. "Obviously, he is quite well-known in the Kansas City area and he will make a strong and important contribution to our strength program."

It was a personal weight training program that allowed Corey his chance to play pro football. He built himself up to 235 pounds in order to win a tryout with the Texans. He instituted the Chiefs first weight conditioning program in 1964 as an active player and continued in that role during his first four coaching seasons with the Chiefs.

Walt and his wife, Jane, are the parents of three children and make their home in Raytown.

TOM PAGNA, Offensive Backfield Coach



Tom Pagna, who directed Notre Dame's offensive backfields under Ara Parseghian during the 1960s, is Marv Levy's choice as offensive backfield coach. This is Pagna's first assignment in the National Football League.

Pagna played for Parseghian at Miami of Ohio from 1950-54 and twice received Little All-America and all-Ohio recognition. He played pro football briefly with Cleveland and Green Bay before bowing to injuries and entering coaching. Following two seasons in the high school ranks, Pagna joined Parseghian's Northwestern staff in 1960. He made the move with Ara to Notre Dame in 1964 and remained there through the 1974 season when Parseghian resigned as the Irish's head coach.

"Although this is Tom's first exposure to the pros, his record at Notre Dame as Ara Parseghian's most relied-upon assistant speaks for itself. I have had opportunities to observe his coaching abilities over the years and I have a tremendous regard for his abilities. Tom has had opportunities to move into the NFL before and I'm happy to have him as a part of the staff," said Levy.

Since 1974, Pagna has helped coach the College All-Star team in 1975 and served for one year as the executive director of the Notre Dame Alumni Association. He joined Parseghian Enterprises, an insurance and public relations firm, and was with that company in the speaker's bureau since leaving Notre Dame and coming to Kansas

City. A dynamic public speaker, Pagna is in much demand as an after-dinner banquet speaker.

Tom and his wife Shirley have two daughters, Sandy, 22, and Susan 18. The Pagnas make their home in Independence.

KAY DALTON, Receivers Coach



Kay Dalton, whose coaching experience spans the collegiate, CFL and NFL ranks, joins the Chiefs as offensive receivers coach.

The 46-year-old Dalton, a native of Moab, Utah, comes from the staff of the Buffalo Bills, where he spent last season. With Dalton in charge of the receivers, the Bills led the AFC in passing offense with the most net yards and highest per-game average.

His previous NFL coaching experience was with the Denver Broncos. Dalton coached the receivers under John Ralston from 1974 through '76. He spent one season, 1973, with the Broncos scouting department prior to joining Ralston's staff.

"I've known Kay for twenty years," says Marv Levy, who has Dalton as a member of his staff for the first time. "Kay has a keen offensive mind and an extremely detailed knowledge of overall offense. I'm sure he'll make a great contribution to our passing game."

Dalton's and Levy's coaching roots both go back to Montreal and the CFL. Dalton's first professional assignment came in 1966 at Montreal and he then became the head coach the following year. He worked three years as the Alouettes head man, through 1969, before becoming offensive coordinator of the British Columbia Lions in 1970.

Dalton, who played college football at Colorado State, went to Colorado as an assistant to Eddie Crowder for two years, 1971-72, before switching to the Broncos.

Dalton's head coaching experience on the college level included stints at Trinidad State Junior College from 1958-60 and Western State College from 1961-65.

Dalton and his wife, Mary Jane, reside in Raytown.

JOE SPENCER, Offensive Line Coach



Joe Spencer, whose football experience covers the past three decades, was retained by Marv Levy as offensive line coach. The 54-year-old Spencer begins his fourth season with Kansas City in a coaching career that has taken him through the collegiate, CFL and NFL ranks.

A native of Oklahoma City, Spencer has coached 12 years in the AFL/NFL, all with offensive lines. He spent five years, 1961-65, with the Houston Oilers, three with the New York Jets, 1968-70, and one year, 1971, with the St. Louis Cardinals. Spencer coached the Jets front line that protected Joe Namath in their Super Bowl III upset of the Baltimore Colts.

"I've known about Joe primarily by his reputation to this point," says Levy. "I'm tremendously impressed by his grasp of the nuances of line play and his rapport with the offensive linemen. I think he has done an excellent job with the Chiefs offensive line, which is one of the strengths of the team right now."

Spencer coached two years, 1966-67, with the CFL Edmonton Eskimos before returning to the U.S. and the Jets. He was with Kansas University in 1972-73 and the WFL Chicago Fire in '74 before joining the Chiefs.

He was the head coach at Austin (Tex.) College from 1952-60. A tackle on both offense and defense at Oklahoma State from 1942-47, Spencer played five years with the Brooklyn Dodgers of the All-

America Football Conference. He finished his playing career with the NFL Cleveland Browns and Green Bay Packers.

Joe and his wife, Betty Jo, have a son, Jeff, 30; and a daughter, Sara, 27. The Spencers live in Kansas City.

BOBBY ROSS, Kicking Game Coach



The kicking game, a phase in which Marv Levy devotes unusual attention, is the responsibility of 41-year-old Bobby Ross.

The former head coach at The Citadel, Ross brings to the NFL a myriad of collegiate experience. He and Levy have worked together in the past, as Ross was an assistant on Levy's William and Mary coaching staff.

A graduate of Virginia Military Institute, Ross coached on the high school level in Virginia before landing an assistant's position at his alma mater in 1965-66.

In 1967, he joined Levy and worked two years under the Chiefs head coach, then two more years at the school after Levy left to join the Philadelphia Eagles. Ross departed William and Mary in 1970 for Rice. He was with the Owls one year before moving on to Jerry Claiborne's Maryland staff in 1972.

He was named head coach at The Citadel in December of that year and compiled a combined 24-31 record in five years at the school. Under Ross, The Citadel had back-to-back 6-5 records in 1975-76 for the first time since 1960-61.

"I felt Bobby was a very sound and thorough teacher when I had him with me at William and Mary," said Levy. "He is a demanding type coach, but he places no demands on the players he wouldn't place on himself. I don't think there is an assignment any more important than our kicking game. Bobby has a strong belief and investment in the kicking game."

Bobby and his wife, Alice, have five children, three sons and two daughters. They make their home in Raytown.

RON WALLER, Director of Pro Personnel



Ron Waller joins the club as director of pro personnel. His responsibilities will include future game scouting of upcoming Chiefs opponents as well as keeping track of the various personnel movements around the National Football League.

Waller has had NFL coaching experience with the San Diego Chargers. He served as the head coach the latter half of the 1973 campaign after opening the season as an assistant under Harland Svare. Waller was head coach of the WFL Philadelphia Bell in 1974. The next two years he worked in a scouting capacity with the Los Angeles Rams, for whom he played in 1955-58.

As a Rams rookie in 1955, Waller set a club rushing record for first-year players. He also played one season, 1960, with the Los Angeles Chargers in the AFL before the Chargers migrated to San Diego.

Waller played collegiately at the University of Maryland. He's had extensive coaching experience in the semipro football ranks, coaching the Pottstown Firebirds in 1969. He met Marv Levy that year when Levy was an assistant at Philadelphia. In 1977, Waller coached the Southern California Rhinos.

WAYNE RUDY, Head Trainer



Wayne Rudy, the Chiefs popular head trainer, has been with the team ever since the formation of the American Football League in 1960. Recognized nationally as one of the foremost in his field, Wayne begins his 19th season with the Texans/Chiefs.

Rudy has served athletic teams over the past 33 years. A graduate of Bowling Green University, he was inducted into his alma mater's Hall of Fame in 1975. He also holds a master's degree from Southern Methodist University. Rudy was the SMU trainer for 13 years from 1947 through 1959 before signing on with the Dallas Texans. One of the athletes he served while at SMU was a seldom-used end named Lamar Hunt, who brought Rudy into pro football upon formation of his new team and league.

Wayne was one of the founders of the Southwest Athletic Trainers Association and has twice been a national director of the National Athletic Trainers Association. He has received numerous awards in the training field and in 1974 was named to the Helms Athletic Hall of Fame.

Wayne and his wife, Joan, have two sons and the family resides in Overland Park, Kansas.

Assisting Rudy for the fourth consecutive year is **Dave Kendall**, now listed as the team's assistant trainer. Kendall graduated from Kansas State College at Pittsburg with a degree in physical education. He served as an assistant trainer at Pittsburg State and also was on the training staff at the Kansas University basketball clinic. Kendall is a member of the National Athletic Trainers Association.

BOBBY YARBOROUGH, Equipment Manager and Assistant Trainer



Bobby Yarborough has been the Chiefs equipment manager for 18 years. He attended the University of Texas where as student trainer his interest in behind-the-scenes athletics was fostered by his association with veteran Longhorns trainer Frank Medina.

Bobby is a member of the board of directors and a member of the organizing committee of the Athletic Equipment Managers Association. In addition, he's served as convention chairman for the group's annual meeting which has taken place in Kansas City

the last two years.

Yarborough also served in the past as organizer and director of the Chiefs off-season basketball team that helped raise over a half million dollars for charity throughout the Midwest.

The Yarborough family, which includes wife Joyce and six sons, lives at Lake Winnebago.



DR. H. ELLFELDT
Orthopedic Specialist



DR. ALBERT MILLER
Team Physician



DAVE KENDALL
Assistant Trainer



MIKE DENNIS
Film Coordinator

PLAYER PERSONNEL STAFF



LES MILLER

Much of the responsibility—and credit—for the Chiefs rebuilding program lies with player personnel director Les Miller. Miller, who's personally directed the last three Kansas City draft efforts, came to the Chiefs after serving three seasons under Bobby Beathard on the Miami Dolphins scouting staff. Miller has four full-time talent scouts under his direction and also receives player information from the BLESTO scouting combine, which the Chiefs joined in 1975.

The 41-year-old Miller is a native of Bernice, Oklahoma. He attended Oklahoma State University, then graduated from Kansas State College at Pittsburg with an education degree in 1958. For the next 13 years, Les coached at the high school and college level. He was the head football, basketball and baseball coach at Afton (Okla.) High School from 1958-60 and then coached baseball and football at two Tulsa high schools before accepting a position in private business.

Miller returned to coaching in 1967 as head football coach at Joplin (Mo.) High School. After two seasons, he was named an assistant coach at Brigham Young University in charge of offensive backs until the Dolphins named him to their scouting staff in 1972.

An avid baseball fan, Miller spent two seasons, 1954-55, as a third baseman and outfielder in the New York Yankees farm system.

Among the players drafted by Kansas City during Miller's tenure include safety Gary Barbaro, cornerback Gary Green, running backs Tony Reed and Mark Bailey, wide receiver Henry Marshall, linebackers Jimbo Elrod, Whitney Paul and Thomas Howard, plus a 1978 draftee crop that includes defensive end Art Still, the second player selected in the opening round.

Miller and his wife, Joyce, have four children, Mike, 22; Debbie, 20; Marty, 9; and Matt, 6. They make their home in Overland Park, Kansas.



TOMMY O'BOYLE



J. D. HELM



BOBBY GILL



OTIS TAYLOR

Tommy O'Boyle, J. D. Helm and Bobby Gill, all of whom have contributed greatly to the last three Chiefs drafts, all return for their fourth season in the player personnel department. This year, however, they've been joined by former Chiefs wide receiver great Otis Taylor.

O'Boyle has been with the Chiefs since 1966. He served on Hank Stram's staff as both an assistant coach and talent scout through 1974, then returned to the club at the behest of Les Miller. The number one draft choice of the Chicago Bears in 1940, O'Boyle was head coach at Tulane from 1962 through 1965.

Helm, a Kansas graduate, coached two years at Shawnee Mission East High School before going to Brigham Young as offensive back-field coach in 1968. He remained at BYU through 1974.

Gill attended Baylor and coached at several schools in the Southwest. He began his coaching career at Ouachita Baptist with stints at Houston, Tulsa, New Mexico State and Texas El Paso prior to joining the Chiefs.

Taylor is in his first personnel assignment in pro football. The Chiefs fourth round draft choice in 1965, the former Prairie View All-America is Kansas City's leading alltime receiver with 410 receptions in 10 seasons.

CHIEFS VETERANS

TONY ADAMS

Quarterback Ht: 6-0 Wt: 198



How Acquired: Free Agent
College: Utah State
NFL Experience: 4
Birthdate: March 19, 1950
Birthplace: San Antonio, Texas
Residence: Overland Park, Kansas

Adams saw the most playing time last year of his Chiefs career and proved once again he's one of the most valued backup quarterbacks in the game . . . He started three games a year ago, at San Diego, Cleveland and Oakland . . . His best performance was a 15-of-26 effort against the Chargers that helped the Chiefs gain their first victory of the season . . . Adams passed for 215 yards and one touchdown . . . Other notable outputs included 10 completions in 18 attempts in the Chiefs season finale vs. the Raiders, good for 131 yards, and a 7-of-13 showing against Seattle . . . Both his seasonal touchdown passes were to Walter White, one for five yards at San Diego, the other a 36-yard strike at Houston . . . His most noteworthy appearance with the Chiefs came in 1976 at Buffalo when he threw for 319 yards, completing 17 of 32 attempts . . . The 300-yard figure has been reached by Chiefs quarterbacks on only 14 occasions in 18 years . . . Adams is the regular holder for placekicks and has been since the retirement of Len Dawson after the 1975 season . . . He signed with the Chiefs as a free agent in '75 and spent most of that season as backup to Dawson and Mike Livingston . . . He did start the final game that year at Oakland, completing 18 of 31 for 245 yards and a touchdown . . . For 1977, Adams saw action in seven of 14 contests at quarterback, though he appeared in all games to hold . . . Adams joined the Chiefs from the defunct World Football League . . . His NFL career, however, began as a 14th round draft choice of the San Diego Chargers in 1973 . . . He was one of four quarterbacks in the Chargers camp, with his competition including John Unitas and Dan Fouts, the current San Diego quarterback . . . San Diego released him, and Adams signed with the WFL Southern California Sun for the 1974 season . . . With the Sun, he became the WFL's leading passer with 276 completions in 510 attempts for 3,905 yards, 23 touchdowns and a .541 completion average . . . His collegiate career started at Texas, where he threw 13 touchdown passes in leading the freshman team to a 5-0 record . . . He left the Longhorns when they did not include the passing game in their offensive plans, and after a year at Riverside (Calif.) Junior College, Adams transferred to Utah State . . . In three varsity seasons, he completed 456 of 867 passes for 6,226 yards and 52 touchdowns . . . As a senior, finished second in the NCAA in total offense and third in passing . . . An excellent golfer who takes part in several off-season celebrity tournaments, Adams shot a hole-in-one at Brookridge Country Club in the spring of 1976 . . . Also a calf-roping enthusiast, he has taken part in several rodeos throughout the Midwest . . . Married, wife Diane, two children.

PASSING

Year	Att.	Comp.	Yds.	Pct.	Avg.			LG
					Att.	TD	Int.	
1975 Kansas City	77	36	445	.468	5.8	2	4	32
1976 Kansas City	71	36	575	.507	8.1	3	4	49
1977 Kansas City	92	47	691	.511	7.5	2	11	63
Totals	240	119	1711	.496	7.1	7	19	63



CHARLIE ANE

Center Ht: 6-1 Wt: 233

How Acquired: Free Agent
College: Michigan State
NFL Experience: 4
Birthdate: August 12, 1952
Birthplace: Los Angeles, California
Residence: Honolulu, Hawaii

Ane has been the club's backup center and snapper on kicking attempts the past three seasons . . . He reported to his first training camp as the fourth of four centers, but his deep snap abilities won him the role as successor to the retired Bobby Bell . . . He played in all 14 games last year, as he's done each of his three years in the league, and started against Buffalo in 1976 when regular center Jack Rudnay was injured . . . Ane's familiarity with the center position goes back to his childhood as his father, Charlie, snapped for the Detroit Lions during the 1950s . . . Single.



MARK BAILEY

Running Back Ht: 6-3 Wt: 237

How Acquired: Draft (No. 4a-1977)
College: Cal State Long Beach
NFL Experience: 2
Birthdate: December 13, 1954
Birthplace: Lynwood, California
Residence: Long Beach, California

The first of four selections on the fourth round of the 1977 draft, Bailey in only one season indicated he could well be the Chiefs fullback of the future . . . Taking up for the injured MacArthur Lane after the season's third game, Bailey ended the season as the club's third leading rusher with 66 carries for 266 yards and two touchdowns . . . His long, 37 yards, resulted in a touchdown in the final game of the year at Oakland . . . He also caught 17 passes for 206 yards and a touchdown, that a 47-yard screen pass and run against Cincinnati . . . His top rushing day came against Denver at Arrowhead, 43 yards on six carries . . . He hauled in six receptions vs. Baltimore, good for 86 . . . Bailey played in all 14 games last year, opening in four . . . Also returned three kickoffs for 46 yards . . . His 18 points scored were fifth on the club . . . A transfer to Cal State Long Beach from California, Bailey earned all-Pacific Coast Athletic Association honors both of the years he was at CSLB . . . Carried for 1,012 yards at the Long Beach school, including 457 on 108 carries as a senior . . . Played as a starter all four years of his college career . . . At Long Beach, Bailey played on squads that compiled 8-3 and 9-2 records . . . Following his senior year, he earned a trip to the Shrine East-West game . . . Bailey earned collegiate recognition for his blocking as well as his running, a fact impressing Chiefs scouts . . . Played high school football at El Rancho High in Pico Rivera, Calif. and was named the most valuable player in his conference as a senior; his team won only one game that season . . . Majored in physical education . . . Married, wife Peggy.

RUSHING					
Year	TCB	Yards	Avg.	LG	TD
1977 Kansas City	66	266	4.0	37	2
Totals	66	266	4.0	37	2
PASS RECEIVING					
Year	No.	Yards	Avg.	LG	TD
1977 Kansas City	17	206	12.1	47	1
Totals	17	206	12.1	47	1
KICKOFF RETURNS					
Year	No.	Yards	Avg.	LG	TD
1977 Kansas City	3	46	13.3	16	0
Totals	3	46	13.3	16	0



GARY BARBARO

Safety Ht: 6-3 Wt: 198

How Acquired: Draft (No. 3c-1976)

College: Nicholls State (La.)

NFL Experience: 3

Birthdate: February 11, 1954

Birthplace: New Orleans, Louisiana

Residence: Metairie, Louisiana

Barbaro has become one of the game's best free safeties after only two NFL seasons . . . Testimony for the statement comes from his eight interceptions in 1977 that led the Chiefs and placed Barbaro third in the NFL behind Lyle Blackwood of Baltimore and Tony Greene of Buffalo . . . The eight thefts were the most for a Kansas City player since Emmitt Thomas swiped 12, the club high, in 1974 . . . One of the leaders in what unquestionably is the Chiefs strongest defensive unit, Barbaro earned a place in the NFL record book last year with a 102-yard interception return for a touchdown against Seattle . . . He stepped in front of a Jim Zorn pass two yards deep, then ran untouched down the sideline . . . He tied for the NFL's longest return ever with Bob Smith (Detroit, 1949 vs. Chicago Bears) and Erich Barnes (N.Y. Giants, 1961 vs. Dallas) . . . Barbaro intercepted four passes in the team's first three games a year ago . . . He had a pair of steals against San Diego at Arrowhead and also at Chicago . . . His interception late in the game at San Diego saved the Chiefs first win of the season after Tim Gray returned a fumble for the go-ahead touchdown . . . Barbaro has had unusual success against the Chargers with five interceptions over two seasons . . . It was Barbaro's hit on Rickey Young last year that forced the fumble Gray returned for the winning score . . . Following his rookie season, Barbaro was voted the team's Mack Lee Hill Award as the outstanding rookie . . . He was a second-team all-rookie selection by Associated Press and became only the third defensive player to be named rookie of the year by his teammates . . . Barbaro has been a starter with the Chiefs from the day he reported to his first training camp . . . He took over for the traded Mike Sensibaugh and has not missed a game in two years . . . Barbaro was among the first varsity football graduates at Nicholls State and is still the only alumnus of the school playing in the National Football League . . . He played wide receiver at Nicholls in '73, then was switched to the secondary in 1974-75 . . . Played cornerback both years and intercepted nine passes, six as a senior . . . Barbaro played only one year of high school football, concentrating before that on the trombone as a member of the band . . . The Chiefs obtained him on an extra draft selection from the New York Giants by way of Green Bay . . . Majored in health and physical education . . . Interests include hunting, fishing and working on automobiles . . . Married, wife Karen, one child.

INTERCEPTIONS

Year	No.	Yards	Avg.	LG	TD
1976 Kansas City	3	27	9.0	16	0
1977 Kansas City	8	165	20.6	102	1
Totals	11	192	17.5	102	1



ED BECKMAN

Tight End Ht: 6-4 Wt: 223

How Acquired: Free Agent

College: Florida State

NFL Experience: 2

Birthdate: January 2, 1955

Birthplace: Key West, Florida

Residence: Miami, Florida

Beckman made the club as the third tight end, backing up Walter White and Andre Samuels . . . He was used mostly in special team duty and on third down situations when an extra blocker was required . . . It was Beckman's blocking skills that enabled him to catch on with the

club during training camp . . . He figures to battle Samuels for the prime backup role behind White this year . . . Caught one pass for three yards against San Diego . . . The Chiefs brought Beckman to camp after he'd been passed over in the '77 draft . . . Single.

Year	PASS RECEIVING				
	No.	Yards	Avg.	LG	TD
1977 Kansas City	1	3	3.0	3	0
Totals	1	3	3.0	3	0



JOHN BROCKINGTON

Running Back Ht: 6-1 Wt: 225

How Acquired: Free Agent

College: Ohio State

NFL Experience: 8

Birthdate: Spetember 7, 1948

Birthplace: Brooklyn, New York

Residence: LaJolla, California

An early-season elbow injury to MacArthur Lane sent the Chiefs shopping for a fullback and they ended the search with Lane's former Green Bay teammate . . . Brockington crossed the 5,000-yard rushing plateau last season, becoming the 24th rusher to do so . . . A first round Green Bay draft choice in 1971, Brockington is the only running back in NFL history to carry for 1,000 or more yards each of his first three NFL seasons . . . He established an NFL rookie rushing record in 1973 with 1,105 yards, then had a career high 1,144 in '73 . . . His total dropped to 883 in '74, then to 434 and 406 the next two seasons . . . Brockington has 13 100-yard rushing days to his credit, including five in 1973 . . . His most recent was in '75, 111 yards of 26 carries against the Chicago Bears . . . His best day ever was in 1971, 149 yards on 23 attempts vs. Minnesota . . . He set a Green Bay record for most carries in a season, 274, in 1972 and also holds the Packers mark for most carries in a game, 32, against the Vikings . . . Brockington played in three AFC-NFC Pro Bowl Games . . . With Lane, formed one of the strongest one-two punches in the National Football League in the early '70s, Brockington supplying the yardage, Lane the blocking and pass receiving . . . He became Green Bay's first choice in a trade with Denver . . . Packers sent quarterback Don Horn to Denver for Alden Roche plus the Broncos position in the first round . . . Brockington earned All-America honors at Ohio State, setting a Buckeyes rushing record as a senior . . . Married.

Year	RUSHING				
	TCB	Yards	Avg.	LG	TD
1971 Green Bay	216	1105	5.1	52	4
1972 Green Bay	274	1027	3.7	30	8
1973 Green Bay	265	1144	4.3	53	3
1974 Green Bay	266	883	3.3	33	5
1975 Green Bay	144	434	3.0	19	7
1976 Green Bay	117	406	3.5	29	2
1977 GB-KC	54	161	3.0	12	1
Totals	1336	5160	3.9	53	30

Year	PASS RECEIVING				
	No.	Yards	Avg.	LG	TD
1971 Green Bay	14	98	7.0	29	1
1972 Green Bay	19	243	12.8	48	1
1973 Green Bay	16	128	8.0	37	0
1974 Green Bay	43	314	7.3	29	0
1975 Green Bay	33	242	7.5	21	1
1976 Green Bay	11	49	4.5	20	0
1977 GB-KC	19	222	11.7	48	1
Totals	155	1296	8.4	48	4



LARRY BRUNSON

Wide Receiver Ht: 5-11 Wt: 180

How Acquired: Free Agent

College: Colorado

NFL Experience: 5

Birthdate: August 11, 1949

Birthplace: Little Rock, Arkansas

Residence: Denver, Colorado

Brunson's receiving and yardage totals both suffered a drop in 1977 . . . Following his most productive season, a 1976 effort that saw him catch 33 passes for 656 yards and a touchdown, Brunson's output dipped to 20 catches for 295 yards . . . Five receptions vs. Denver were a game high and three receptions vs. Seattle netted 95 yards, including Brunson's longest gain of the year, 63 yards . . . Brunson is now the second leading punt returner in Chiefs history behind Ed Podolak . . . He has 71 returns (to Podolak's 84) and his 609 career yards are second to Podolak's 739 . . . Brunson had 20 of Kansas City's 36 punt returns a year ago for 108 yards and a 5.4 average . . . Brunson's 63-yard pass reception from Tony Adams was the club's longest a year ago, as was his 19-yard punt return . . . He also contributed 11 kickoff returns for 216 yards and a 19.6 average to rank third in that category . . . Brunson played in 11 of 14 games in 1977, starting in nine . . . He missed the New England opener due to a contract dispute . . . In 1976, Brunson set a Chiefs record with 31 seasonal punt returns . . . Brunson's finest day receiving came in his rookie year, 1974, when he caught eight passes for 184 yards, including an 84-yard scoring strike from Len Dawson . . . That is the fifth longest in Kansas City history . . . He made the Chiefs on his third try in the NFL . . . An 11th round draft choice of Denver in 1972, Brunson was cut by the Broncos and failed again with New England the following season before finding employment with Kansas City . . . Made an impressive showing in a '74 preseason game vs. Los Angeles when he returned kickoffs for 81 and 41 yards and also scored a touchdown on a 66-yard pass play . . . Also ran track as a collegian at CU, where one of his teammates was Oakland sprinter Cliff Branch . . . Married, wife Susie, three children.

PASS RECEIVING

Year	No.	Yards	Avg.	LG	TD
1976 Kansas City	22	374	17.0	84	2
1975 Kansas City	23	398	17.3	36	2
1976 Kansas City	33	656	19.9	57	1
1977 Kansas City	20	295	14.8	63	0
Totals	98	1723	17.6	84	5

PUNT RETURNS

Year	No.	Yards	Avg.	LG	TD
1974 Kansas City	19	110	5.8	29	0
1975 Kansas City	1	4	4.0	4	0
1976 Kansas City	31	387	12.5	48	0
1977 Kansas City	20	108	5.4	19	0
Totals	71	609	8.6	48	0

KICKOFF RETURNS

Year	No.	Yards	Avg.	LG	TD
1974 Kansas City	12	280	23.3	57	0
1977 Kansas City	11	216	19.6	32	0
Totals	23	496	21.6	57	0

RAY BURKS

Linebacker Ht: 6-2 Wt: 217

How Acquired: Draft (No. 12-1977)

College: UCLA

NFL Experience: 2

Birthdate: March 9, 1955

Birthplace: Gardena, California

Residence: Los Angeles, California



The last player drafted by the Chiefs a year ago, Burks is a converted tight end who played behind the departed Billy Andrews at left linebacker . . . Played in 13 of 14 games . . . The highlight of his fledgling career came vs. Denver at Arrowhead . . . With the Chiefs trailing by a touchdown, Jerrel Wilson faked a punt, the ball going from upback Mark Bailey to a waiting Burks, who then galloped 51 yards to the Denver 1-yard line before being brought down . . . The Chiefs were unable to gain the extra yard, however, and lost 14-7 . . . Burks also returned one kickoff for 25 yards . . . A four-year letterman at UCLA, Burks began his Bruin career as a tight end, but following a back injury, was switched to defense his final two seasons . . . Prior to his senior year, he was switched from weakside to strongside linebacker . . . He'll contend for one of the two outside linebacker slots in the Chiefs new 3-4 defensive alignment this year . . . He played on the 1976 Rose Bowl team that defeated Ohio State . . . Single.



TIM COLLIER

Cornerback Ht: 5-11 Wt: 166

How Acquired: Draft (No. 9-1976)

College: East Texas State

NFL Experience: 3

Birthdate: May 31, 1954

Birthplace: Dallas, Texas

Residence: Kansas City, Missouri

Collier eased his way into the starting lineup, displacing veteran Emmitt Thomas, at right corner . . . He appeared in nine games overall, opening in six . . . A knee injury incurred in the final preseason game kept him out of action the first third of the regular season . . . Collier intercepted two passes last year, one of which put him in the Chiefs record book . . . On the final Sunday of the season, he picked off a Mike Rae pass against Oakland and raced 100 yards to a touchdown . . . That was a yard better than Dave Grayson's 99-yard theft in 1961, but the new record ironically had been set by Gary Barbaro only the week before, a 102-yard interception for a touchdown that tied an NFL record . . . Collier joins four other NFL players with 100-yard interception returns . . . Prior to his effort, the most recent century mark was set back in 1968 . . . Collier's other interception in 1977 was a 34-yard steal against Seattle . . . He spent the majority of his rookie season backing up at both left and right corner, but did start two games and intercepted two passes . . . Collier had nine interceptions in three seasons at East Texas State, where he played both corner and safety . . . Earned first-team all-Lone Star Conference honors in 1973-74-75 . . . Ran track at ETSU with a 9.4 100 to his credit . . . Collier returned punts and kickoffs in college and has played extensively on special teams with the Chiefs, though he has no return figures . . . Single.

Year	INTERCEPTIONS				
	No.	Yards	Avg.	LG	TD
1976 Kansas City	2	10	5.0	10	0
1977 Kansas City	2	134	67.0	100	1
Totals	4	144	36.0	100	1

TOM CONDON

Guard Ht: 6-3 Wt: 240

How Acquired: Draft (No. 10-1974)

College: Boston College

NFL Experience: 5

Birthdate: October 26, 1952

Birthplace: Derby, Connecticut

Residence: Towson, Maryland



Kansas City's offensive line is considered one of the strengths of the team and one of the reasons is Tom Condon . . . His steady and consistent play over the past three seasons has made him one of the mainstays of what essentially is a young protective force . . . Condon

rebounded from a 1975 midseason knee injury to play in 13 of 14 '76 contests and he made every start last year . . . He has been one of the best linemen gradewise the past three seasons . . . After spending all of his rookie season on special teams, he earned a starting right guard slot in '75, only to injure his knee against Pittsburgh and require surgery . . . He came to Boston College without a scholarship, but added 30 pounds to a 190-pound frame by his sophomore year and won a starting guard position . . . Played regularly at BC from the middle of his first varsity season . . . A consistent dean's list scholar as an undergraduate, Condon has spent the past two off-seasons in law school at the University of Baltimore . . . In between classes, he's acted as a clerk in a Baltimore law firm . . . Majored in sociology and philosophy while at BC . . . A regular on the weights, Condon's upper body strength is among the best on the club . . . Married, wife Virginia.

RICKY DAVIS

Safety Ht: 6-0 Wt: 198

How Acquired: Waivers (from Tampa Bay)

College: Alabama

NFL Experience: 4

Birthdate: May 18, 1953

Birthplace: Bessemer, Alabama

Residence: Bessemer, Alabama



After an injury to Tim Gray, the Chiefs took Davis off the waiver wire following his release by Tampa Bay . . . Davis moved into the starting lineup while Gray's shoulder mended and gave a good account of himself . . . He played in 13 games overall, five as a starter, spending most of the year on special teams when Gray was able to return to the starting lineup . . . He came into the NFL, as an eighth round draft choice of the Cincinnati Bengals in 1975 . . . Played on special teams that year, but did intercept one pass for 26 yards . . . He then went to Tampa Bay in the expansion draft and worked in 11 games at free safety . . . The Buccaneers let him go at the end of training camp last year and he quickly caught on with the Chiefs . . . A former high school quarterback, Davis started at strong safety for two years at Alabama . . . With the Chiefs, part of his special team duties include being the backup holder on placekicks behind Tony Adams . . . Single.

INTERCEPTIONS

Year	No.	Yards	Avg.	LG	TD
1975 Cincinnati	1	26	26.0	26	0
Totals	1	26	26.0	26	0

LARRY DORSEY

Wide Receiver Ht: 6-1 Wt: 190

How Acquired: Trade (Wilbur Young to San Diego—1978)

College: Tennessee State

NFL Experience: 3

Birthdate: August 15, 1953

Birthplace: Corinth, Mississippi

Residence: Corinth, Mississippi



The Chiefs bolstered their wide receiving corps with a draft-day transaction that sent Wilbur Young to the San Diego Chargers . . . Dorsey was a part-time player with the Chargers, but has the big play potential Kansas City is after . . . Caught 10 passes last year, two for touchdowns, and one that covered 67 yards . . . The Chargers drafted Dorsey on the third round in 1976 and he started two games in place of Gary Garrison . . . Caught 85 passes and scored 26 touchdowns in three seasons at Tennessee State . . . Dorsey was named to several All-America teams following his senior year . . . He returned to Tennessee State in the off-season to complete work on his master's degree in health and physical education . . . His father, Frank, played briefly with the Los Angeles Chargers of the AFL . . . Single.

PASS RECEIVING					
Year	No.	Yards	Ave.	LG	TD
1976 San Diego	8	108	13.5	19	0
1977 San Diego	10	198	19.8	67	2
Totals	18	306	17.0	67	2

RUSHING					
Year	TCB	Yards	Avg.	LG	TD
1976 San Diego	1	-12	-12.0	-12	0
Totals	1	-12	-12.0	-12	0



JIMBO ELROD

Linebacker Ht: 6-0 Wt: 223

How Acquired: Draft (Mo. 56-1976)

College: Oklahoma

NFL Experience: 3

Birthdate: May 25, 1954

Birthplace: Memphis, Tennessee

Residence: Kansas City, Missouri

Elrod will be a candidate for one of the inside linebacker positions in the Chiefs 3-4 defensive alignment . . . For the past two seasons, he's backed up the now-departed Willie Lanier at middle linebacker . . . Elrod appeared in all 14 games last season after missing most of his rookie season due to a shoulder separation . . . Played in three games in 1976, starting in two, before the injury, which required surgery . . . Elrod's achievements have come mostly on the special teams, where he has performed with abandon . . . One of the first men downfield on punt coverage . . . Quickness and his aggressive nature are Elrod's biggest assets, helping compensate for lack of outstanding size . . . He starred at defensive end for the 1975 Oklahoma national champions . . . OU coaches had considered moving him to his pro position, linebacker, before his senior season . . . A first team All-America selection by both AP and UPI in 1975 . . . Elrod totaled 37 tackles for the Chiefs last year, 25 solos and 12 assists . . . Also had one quarterback sack in '77 . . . Elrod wrestled as a freshman and sophomore in college and credits the experience with helping his speed and quickness . . . A three-year letterman at Oklahoma, during which time the Sooners were national champions on two occasions (1973 and '75) . . . The Chiefs drafted him on a supplemental pick obtained from Houston . . . Majored in arts and sciences . . . Interests include hunting and fishing . . . Married this past off-season, wife Cheryl.

INTERCEPTIONS					
Year	No.	Yards	Avg.	LG	TD
1976 Kansas City	1	3	3.0	3	0
Totals	1	3	3.0	3	0



CLIFF FRAZIER

Defensive Tackle Ht: 6-4 Wt: 265

How Acquired: Draft (No. 2-1976)

College: UCLA

NFL Experience: 2

Birthdate: November 23, 1952

Birthplace: St. Louis, Missouri

Residence: Beverly Hills, California

Although drafted by the Chiefs in 1976, Frazier did not play with Kansas City until last season . . . During training camp of his rookie season, he was traded to Philadelphia for two future draft choices (one of which was used to select fullback Mark Bailey) . . . He spent 1976 on injured reserve with the Eagles, was traded to Los Angeles in the off-season and played with the Rams in '77 preseason until being waived prior to the start of the season . . . He was then re-signed by the Chiefs as a free agent and moved into a starting position in the defensive line

... He'll be a candidate for the nose tackle slot in the team's 3-4 alignment ... Frazier was fourth on the club in tackles a year ago with 82, 55 unassisted and 27 assists ... He also was responsible for one quarterback sack ... Played defensive tackle and nose guard at UCLA and was especially impressive in the Bruins Rose Bowl victory over Ohio State ... First team All-America choice by Newspaper Enterprise Assn. and honorable mention All-America by AP and UPI ... Frazier played two varsity seasons at UCLA after transferring from Fort Scott (Ks.) Junior College ... Spent the off-season in Southern California in pursuit of a motion picture career ... Single.



CHARLIE GETTY

Guard Ht: 6-4 Wt: 260

How Acquired: Draft (No. 2-1974)

College: Penn State

NFL Experience: 5

Birthdate: July 24, 1952

Birthplace: Paterson, New Jersey

Residence: Raytown, Missouri

A starter at tackle and guard his first three seasons, Getty relinquished the role to Bob Simmons midway through 1977, but was nonetheless a valuable backup performer in several roles ... He played in 14 games, opening in five, and was employed at both guard and tackle through the season ... Getty began his pro career as a tackle, but moved to guard in 1976 to make room in the offensive line for Matt Herkenhoff ... With the return to action of Rod Walters, Getty is now being thought of in terms of the right tackle slot for '78 ... Following his first year, Getty was named to the NFL's all-rookie team ... A two-year starter under Joe Paterno at Penn State, he played right tackle in three consecutive Nittany Lions bowl appearances (Cotton in 1972, Sugar in '73, Orange in '74) ... Also an outstanding collegiate wrestler, finishing fifth in the '73 NCAA championships, his first year at the collegiate level ... Improved to third in '74 competition ... Maintained a 3.2 average as a physical education/recreation major at Penn State ... Played football, wrestled and competed on the track team in high school ... Getty is extremely active in the Fellowship of Christian Athletes and spends numerous in- and off-season hours speaking on behalf of church and youth groups in the greater Kansas City area ... Married, wife Carol.

TIM GRAY

Safety Ht: 6-1 Wt: 200

How Acquired: Trade (Mike Sensibaugh and Marvin Upshaw to St. Louis—1976)

College: Texas A&M

NFL Experience: 4

Birthdate: November 11, 1952

Birthplace: Houston, Texas

Residence: Kansas City, Missouri



A shoulder injury in the first regular season game at New England knocked Gray out of action briefly, but he rebounded quickly to help the Chiefs in several areas ... His main contribution came in having a sense of where the ball was ... Twice Gray recovered fumbles and returned for touchdowns ... He was also the seventh leading tackler on the club (37 stops, 19 assists, 56 total) and was third in quarterback sacks with four ... After Gary Barbaro forced a fumble with under a minute to play in San Diego, Gray scooped it up and ran 15 yards for the winning touchdown in Kansas City's first win of the year ... Then, in the season finale at Oakland, Gray stripped Mark van Eeghen of the football and took it 14 yards to a score ... He also set up a third touchdown by the defense in front of his family and friends at Houston ... His hit on Oilers quarterback John Hadl knocked the ball loose and Willie Lee ran 10 yards with the recovery ... Overall, Gray recovered four fumbles last year to tie with Billy Andrews for tops on the club ...

He had two interceptions, both at Houston, covering 16 yards . . . Soon after coming over from St. Louis, Gray won the strong safety spot vacated by Jim Kearney . . . He played in 12 games in '76, opening in 11 . . . Last year, the shoulder ailment limited him to 10 games overall, with nine starts . . . Gray was the first draft choice of the Cardinals in 1975, but spent his rookie season on exclusive special team duty . . . He and Barbaro teamed at safety in '76 and quickly earned reputations as hard-hitting defenders and anchors of the club's deep four . . . He finished second on the club in interceptions in '76 to Kerry Reardon and was fourth last year behind Barbaro, Gary Green and Jim Lynch . . . Gray was a consensus all-Southwest Conference selection and a second team All-America choice by Newspaper Enterprise Assn. as a senior . . . Started two years for the Aggies after transferring from Navarro (Tex.) Junior College . . . Majored in physical education . . . Married, wife Beverly, two children.

INTERCEPTIONS					
Year	No.	Yards	Avg.	LG	TD
1976 Kansas City	4	19	4.8	11	0
1977 Kansas City	2	16	8.0	11	0
Totals	6	35	5.8	11	0

KICKOFF RETURNS					
Year	No.	Yards	Avg.	LG	TD
1975 St. Louis	1	20	20.0	20	0
Totals	1	20	20.0	20	0



GARY GREEN

Cornerback Ht: 5-11 Wt: 184

How Acquired: Draft (No. 1-1977)

College: Baylor

NFL Experience: 2

Birthdate: October 22, 1955

Birthplace: San Antonio, Texas

Residence: Waco, Texas

The Chiefs top rookie a year ago, Green rarely played like one as he quickly assumed a starter's role at left corner . . . He became the second straight defensive player to win the team's Mack Lee Hill Award as the outstanding first-year performer, following in Gary Barbaro's footsteps . . . Green picked off three passes as a freshman, the first in the Arrowhead opener against San Diego . . . The other two, covering 19 yards, came at Cleveland . . . Green, starting in 10 of the 11 games he played in, had 45 tackles for the year, 34 solos and 11 assists . . . He joins Jim Marsalis, Larry Marshall and Barbaro as the only defenders to win the rookie of the year award and all four players, ironically, came from the secondary . . . Green also saw duty on the punt return unit and led the team with an 8.2 average on 14 returns with an 18 long . . . The 10th player selected in the first round of the '77 draft, Green earned first team All-America honors in all quarters save UPI as a senior . . . He was the first defensive back selected on the opening round by the Chiefs since Marsalis in '69 . . . Green had only seven pass interceptions in four college seasons, but opponents rarely threw in his direction . . . Green played in the Shrine East-West Game and the Senior Bowl, returning a punt in the latter contest 65 yards for a touchdown . . . A younger brother, Tony, now plays at Baylor . . . A physical education major, Green also has a minor in speech/radio-television . . . Married, wife Barbara, one child.

INTERCEPTIONS					
Year	No.	Yards	Avg.	LG	TD
1977 Kansas City	3	19	6.3	19	0
Totals	3	19	6.3	19	0



DARIUS HELTON

Guard Ht: 6-2 Wt: 260

How Acquired: Draft (No. 4c-1977)

College: North Carolina Central


NFL Experience: 2

Birthdate: October 2, 1954

Birthplace: Charlotte, North Carolina

Residence: Durham, North Carolina

A promising interior line candidate, Helton played in six games as a rookie before a shoulder injury put him out of action . . . The injury did not require surgery, though Helton was placed on injured reserve in mid-November when it did not respond as quickly to treatment as hoped . . . Going into training camp, however, he is 100% . . . He's slated to battle Tom Condon for the starting right guard position . . . Helton impressed in training camp with his blocking and control of the line of scrimmage and figures to be in the offensive line plans for some time to come . . . He was a tackle in his college days, but made the switch to guard in the pros . . . He was a first team choice in the Mideastern Athletic Conference as a senior following a second team mention the previous season . . . He was a three-time lineman of the week award winner in 1976 for his performances against Elizabeth City State, Virginia State and North Carolina A&T . . . Twice an All-America selection by the Pittsburgh Courier . . . The Chiefs drafted Helton on a selection obtained from Houston for Elmo Wright . . . Single.



MATT HERKENHOFF

Tackle Ht: 6-4 Wt: 255

How Acquired: Draft (No. 4-1974)

College: Minnesota

NFL Experience: 3

Birthdate: April 12, 1951

Birthplace: Melrose, Minnesota

Residence: Bloomington, Minnesota

Ever since he broke into the starting lineup in the third game of the 1976 season, Herkenhoff has become one of the club's most dependable linemen . . . Drafted in 1974, Herkenhoff's first appearance in a Chiefs uniform was delayed two seasons . . . He signed with the New York Stars of the late World Football League in '74, shifted to Charlotte with the Stars, then reported to Kansas City when the season ended . . . He spent all of 1975 on injured reserve with an ankle injury before earning his chance to play the following year . . . He started every game in 1977 and has now opened at left tackle in 26 successive contests . . . A two-year starter at left tackle for Minnesota, Herkenhoff was voted the Gophers most valuable offensive player at the conclusion of the 1973 season . . . Earned honorable mention honors in all-Big Ten balloting . . . Played tight end in high school . . . Majored in sociology and spent the off-season working at several business ventures in the Minneapolis area . . . Single.



THOMAS HOWARD

Linebacker Ht: 6-2 Wt: 208

How Acquired: Draft (No. 3-1977)

College: Texas Tech

NFL Experience: 2

Birthdate: August 18, 1954

Birthplace: Lubbock, Texas

Residence: Lubbock, Texas

Howard spent his first Kansas City season backing up the now-retired Jim Lynch on the right side, but 1978 could well be his year to emerge as the starter . . . Howard did open in three games as a rookie, appearing in 13 overall, and had one pass interception to his credit . . . That came against Denver at Arrowhead after Whitney Paul hit Craig

Morton from the blind side and partially deflected the ball . . . A prime special team performer, Howard also recovered one fumble last year and ended the season with 47 tackles, 32 unassisted and 15 assists . . . A three-year letterman at Texas Tech, he began his college career as a defensive end, but switched to linebacker prior to his junior year . . . Twice he totaled 17 tackles in a game . . . Earned AP lineman of the week honors for his play in the '76 season opener vs. Colorado . . . Howard was selected to the all-Southwest Conference team as a senior and played a major role in shoring up a Tech defense that helped propel the Red Raiders to a 10-1 season, co-championship of the Southwest Conference and a berth opposite Nebraska in the Bluebonnet Bowl . . . Lettered three years in football and two in track at Dunbar High School in Lubbock . . . As a high school senior, Howard recorded the fastest 120-yard high hurdles time in the nation, 13.7 seconds . . . Earned all-state honors in football as a junior and senior . . . Majored in business . . . Single.

Year	INTERCEPTIONS				
	No.	Yards	Avg.	LG	TD
1977 Kansas City	1	0	0.0	0	0
Totals	1	0	0.0	0	0

MAC ARTHUR LANE

Running Back Ht: 6-1 Wt: 220

How Acquired: Trade (Draft choice to Green Bay-1975)

College: Utah State

NFL Experience: 11

Birthdate: March 16, 1942

Birthplace: Oakland, California

Residence: Oakland, California



One of the Chiefs most crippling injuries a year ago was that to MacArthur Lane that sidelined him for 11 of 14 games . . . Lane suffered a dislocated elbow in the third game, vs. Oakland, required surgery, and spent the balance of the season on injured reserve . . . His loss was a severe setback inasmuch as he was coming off what had been one of his finest years . . . The 36-year-old Lane, oldest running back in the NFL today, caught a personal-high 66 passes in 1976 to lead the league and was off to a good '77 start before the injury . . . Prior to '77, Lane had contemplated retirement after the season, but almost a full year's inactivity prompted him to return for at least one more year . . . His 66 receptions are second in Chiefs history, bettered only by Chris Burford's 68 in 1962 . . . Lane's previous pass receiving high had been 34 at Green Bay in 1974 . . . His 251 career receptions are 11th in the AFC and his 4,379 yards rushing rank fifth behind Franco Harris, Lydell Mitchell, John Brockington and Ed Podolak . . . Lane led the Chiefs in rushing with 542 yards in '76 . . . His best '76 pass catching efforts came against Denver, seven receptions in each of two games . . . He also had six against San Diego on two occasions, six against Oakland and Cleveland and four in each of seven other contests . . . The Chiefs obtained Lane from the Packers prior to the opening of '75 training camp for a third round 1976 draft choice . . . His high game rushing in a Kansas City uniform came against Detroit in 1975 when he carried for 108 yards, including a 39-yard run, his longest since 1972 . . . Lane began his NFL career as a number one draft choice of the St. Louis Cardinals in 1968 . . . Played four seasons in St. Louis before Green Bay traded for him in exchange for Donny Anderson, who'd been a number one for the Packers . . . His top rushing year was 1970 at St. Louis, 977 yards on 206 carries . . . Scored 11 touchdowns that season, including one scoring run of 75 yards, and was the third-leading NFC rusher . . . Carried for 146 yards vs. Washington in '70, his best output ever . . . Lane led Green Bay in receiving two of his three seasons with the Packers, 1972 and '73 . . . An excellent blocker, Lane opened many of the holes for John Brockington when Brockington had 1,000-yard rushing seasons those same two years . . . Ironically, it was

the injury to Lane that opened the door for Brockington to join the Chiefs last year . . . An Oakland resident through all his 36 years, Lane attended Merritt Junior College there prior to transferring to Utah State . . . Began college career as a linebacker, but switched to running back his junior year . . . Attends to several business interests, including a new health club, in Oakland during the off-season . . . Married, wife Edna, three children.

RUSHING					
Year	TCB	Yards	Avg.	LG	TD
1968 St. Louis	23	74	3.2	11	0
1969 St. Louis	25	93	3.7	13	1
1970 St. Louis	206	977	4.7	75	11
1971 St. Louis	150	592	3.9	40	3
1972 Green Bay	177	821	4.6	41	3
1973 Green Bay	170	528	3.1	20	1
1974 Green Bay	137	362	2.6	20	3
1975 Kansas City	79	311	3.9	39	2
1977 Kansas City	162	542	3.3	20	5
1977 Kansas City	25	79	3.2	9	1
Totals	1154	4379	3.8	75	30

PASS RECEIVING					
Year	No.	Yards	Ave.	LG	TD
1969 St. Louis	9	61	6.8	14	0
1970 St. Louis	32	365	11.4	78	2
1971 St. Louis	29	298	10.2	34	0
1972 Green Bay	26	285	11.0	49	0
1973 Green Bay	27	255	9.1	30	1
1974 Green Bay	34	315	9.3	68	3
1975 Kansas City	25	202	8.1	32	0
1976 Kansas City	66	686	10.4	44	1
1977 Kansas City	3	40	13.3	21	0
Totals	251	2507	10.0	78	7



WILLIE LEE

Defensive End Ht: 6-4 Wt: 250

How Acquired: Draft (No. 5a-1976)

College: Bethune-Cookman

NFL Experience: 3

Birthdate: July 13, 1950

Birthplace: Daytona Beach, Florida

Residence: Daytona Beach, Florida

Within the Chiefs 3-4 defensive alignment, Lee is scheduled for a trial at left end, though tackle is a possibility . . . As a second-year player, he finished with five quarterback sacks in 1977, ranking second on the club behind the departed Wilbur Young . . . Lee also recovered two fumbles and accounted for 67 tackles, 51 on his own and 16 assists . . . Has appeared in 28 consecutive games over two years, opening in three as a rookie and in 10 last year . . . Lee began his pro career at the age of 26, playing three years of service football prior to attending Bethune-Cookman . . . Chiefs new coaching staff hopes the two years pro experience will aid his development this year into a top pass rusher . . . Married.



MIKE LIVINGSTON

Quarterback Ht: 6-4 Wt: 210

How Acquired: Draft (No. 2-1968)

College: Southern Methodist

NFL Experience: 11

Birthdate: November 14, 1945

Birthplace: Dallas, Texas

Residence: Leawood, Kansas

The Chiefs starting quarterback the last three seasons, Livingston opened in 11 of 14 regular season games . . . Statistically, he did not enjoy the type season he had in 1976 when the Chiefs offense ranked

third in the AFC, but nonetheless, Livingston is considered one of the AFC's top quarterbacks . . . His best game in '77 was the season opener at New England when he completed 13 of 26 for 219 yards . . . Livingston threw three touchdowns against Oakland at Arrowhead while completing 9-of-20 for 157 yards . . . Overall, Livingston was 11th among AFC passers last year . . . His 1,823 yards passing in '77 are the second most of his career, topped by his 2,682 in '76 . . . His best day ever came in the Chiefs come-from-behind victory at Washington in 1976 . . . He completed 15-of-29 for 332 yards and two touchdowns, including a 37-yard "flea-flicker" to Larry Brunson that won the game with less than a minute to play . . . For the most part, Livingston avoided the injuries last year that have sidelined him on occasion in the past . . . He injured his shoulder against Denver at Arrowhead, missing the second half, but returned the next week . . . He gave way to Tony Adams at San Diego and sat out the first half of the game vs. Cleveland the following week . . . Livingston has passed for 300 or more yards twice in his career, vs. Washington in '76 and a 308-yard effort vs. Miami in 1969 . . . That contest was highlighted by the longest touchdown pass in Chiefs history, 93 yards, from Livingston to Otis Taylor for 79, then Taylor lateraled to Robert Holmes for the final 14 and the score . . . He was the AFL's fourth-rated passer that year . . . After seven years in the shadows as Len Dawson's backup, Livingston claimed the number one job for himself in 1975 . . . Winning the job in training camp, he was injured in the season opener, a separated sternum that kept him out of two games . . . He returned in time to lead the Chiefs 42-10 rout of the Oakland Raiders at Arrowhead, Paul Wiggin's first victory as Chiefs head coach . . . Livingston then led the Chiefs to four victories in six games before he injured the cruciate ligament in his left knee at Pittsburgh, requiring surgery that sidelined him for the balance of the season . . . Nonetheless, he finished 1975 as the seventh-rated passer in the AFC, completing 88 of 176 attempts for 1,245 yards and eight touchdowns . . . He led the team in passing in 1973 with 75 completions in 145 attempts for 916 yards and six touchdowns . . . Livingston first came to prominence as Dawson's backup in the 1969 Super Bowl season . . . When Dawson was injured in the second game of that year, Livingston engineered six consecutive victories after an initial loss to Cincinnati . . . He started two games in 1972 and produced victories over Denver and Cincinnati before giving way to a pulled leg muscle . . . Ranks second to Dawson in career touchdown passes, 50, and has thrown three in one game on three occasions . . . Livingston's longest effort last year was a 49-yard pass in the season opener vs. New England to Henry Marshall . . . In '75, he hooked up with Walter White on a 69-yarder in the opening game . . . Most adept as a runner, Livingston on two occasions has had the club's longest run from scrimmage in a season . . . He had a 51-yard jaunt in 1972, then a 28-yard advance the following year . . . Ran for one touchdown last year to give him a total of six for a career in which he's carried for 629 yards on 131 attempts . . . Ranks behind Dawson in career passing attempts (1,371), completions (709), yards gained passing (9,253), touchdown passes (50) and interceptions (66) . . . His 189 completions in '76 are fourth best in Kansas City history . . . Livingston broke most of Don Meredith's passing records at Southern Methodist . . . He devotes most of his off-season time to golf and plays regularly in tournament competition . . . In the spring of this year, Livingston, playing out of Wolf Creek Golf Club, reached the sectional qualifying for the U.S. Open . . . He missed the cut by only six strokes . . . He has competed in both the Kansas and Missouri amateurs . . . Also plays in virtually all tournaments in the Kansas City area and several celebrity competitions around the country . . . Married, wife Pat, three children.

PASSING

Year	Att.	Comp.	Yds.	Pct.	Avg.			
					Att.	TD	Int.	LG
1969 Kansas City	161	84	1123	.522	6.6	4	8	93
1970 Kansas City	22	11	122	.500	5.5	0	1	31
1971 Kansas City	28	12	130	.429	4.6	0	0	36
1972 Kansas City	78	41	480	.526	6.2	7	8	36
1973 Kansas City	145	75	916	.517	6.3	6	7	48
1974 Kansas City	141	66	732	.468	5.2	4	10	48
1975 Kansas City	176	88	1245	.500	7.1	8	6	69
1976 Kansas City	338	189	2682	.559	7.9	12	13	57
1977 Kansas City	282	143	1823	.507	6.5	9	15	49
Totals	1371	709	9253	.517	6.8	50	66	93

RUSHING

Year	TCB	Yards	Avg.	LG	TD
1970 Kansas City	6	26	4.3	16	0
1971 Kansas City	5	11	2.2	3	0
1972 Kansas City	14	133	9.5	51	0
1973 Kansas City	19	94	4.9	24	2
1974 Kansas City	9	28	3.1	9	0
1975 Kansas City	13	68	5.2	28	1
1976 Kansas City	31	89	2.9	19	2
1977 Kansas City	19	78	4.1	13	1
Totals	131	629	4.8	51	6

JOHN LOHMEYER

Defensive End Ht: 6-4 Wt: 229

How Acquired: Draft (No. 4a-1973)

College: Emporia State

NFL Experience: 5

Birthdate: January 15, 1951

Birthplace: Emporia, Kansas

Residence: Emporia, Kansas



Adept at both the tackle and end positions, Lohmeyer will be tested at the nose tackle slot when training camp opens . . . After a succession of injuries hindered the early portion of his career, he has remained relatively injury-free the past two seasons . . . Opened in five and played in all 14 games a year ago and had 10 starts in 13 games in 1976 . . . A 1973 neck injury incurred late in the season forced him to miss all of 1974 . . . That mishap occurred against Cleveland in Arrowhead . . . Lohmeyer had devoted most of his rookie season to special team play; the injury came on a kickoff . . . He returned to action in 1975 and, despite missing seven games because of a shoulder ailment, it was a pivotal and rewarding year for Lohmeyer . . . Registered two sacks in 1977 with four in '76 and one in '75 . . . He was responsible for 29 tackles last year, 21 on his own . . . Also recovered two fumbles . . . In Chiefs '73 win over Houston, Lohmeyer forced a fumble, recovered it on the run and went 19 yards for a touchdown to cap a 38-14 victory . . . A two-time all-Great Plains Athletic Conference selection as a defensive lineman at nearby Emporia (Ks.) State . . . Named NAIA All-America his senior year . . . Holds a master's degree in education from Emporia State . . . Married, wife Lynn.

TED McKNIGHT

Running Back Ht: 6-1 Wt: 203

How Acquired: Waivers (from Oakland)

College: Minnesota-Duluth

NFL Experience: 2

Birthdate: February 26, 1954

Birthplace: Duluth, Minnesota

Residence: Minneapolis, Minnesota



A second-round draft choice of Oakland in 1977, McKnight came to Kansas City on waivers at the beginning of the regular season . . . He was a valuable special teams player, appearing in 13 of 14 games . . .

He had the longest kickoff return of the season, 70 yards against Seattle, and led the club in kick returns with a 25.4 average . . . Rushed 11 times for 74 yards with a long of 19 and caught one pass for 11 yards . . . He's being counted upon at one of the halfback slots . . . McKnight was the top rusher in Minnesota-Duluth history with 2,963 yards in four seasons . . . He was the NCAA Division II rushing leader in 1976 with 1,482 yards on 220 carries and 22 touchdowns . . . He also led Division II scorers with 144 points . . . In one game as a senior, McKnight rushed for 235 yards on 17 carries and scored six touchdowns . . . Also competed in the long jump in college with a career best of 21-10½ . . . Interested in theatre and film work . . . Single.

RUSHING					
Year	TCB	Yards	Avg.	LG	TD
1977 Kansas City	11	74	6.7	19	0
Totals	11	74	6.7	19	0

PASS RECEIVING					
Year	No.	Yards	Avg.	LG	TD
1977 Kansas City	1	11	11.0	11	0
Totals	1	11	11.0	11	0

KICKOFF RETURNS					
Year	No.	Yards	Avg.	LG	TD
1977 Kansas City	12	305	25.4	70	0
Totals	12	305	25.4	70	0



HENRY MARSHALL

Wide Receiver Ht: 6-2 Wt: 205

How Acquired: Draft (No. 3d-1976)

College: Missouri

NFL Experience: 3

Birthdate: August 9, 1954

Birthplace: Broxton, Georgia

Residence: Independence, Missouri

The legendary tradition of No. 89—first worn by Chiefs scout Otis Taylor—has been continued by Marshall with the same dynamic results that were the trademark of his predecessor . . . He opened in 13 of 14 games last year, catching 23 passes for 445 yards and four touchdowns . . . His reception total was five less than in 1976, but the Chiefs as a team had 39 fewer receptions last year than the previous season . . . Marshall had four receptions vs. Cincinnati last year that covered 80 yards and caught three passes in each of five other contests . . . His long of 49 yards was in the season opener at New England and his longest touchdown pass was a 41-yard reception from Mike Livingston in a Monday night game against Oakland . . . He had at least one reception in 11 of 14 games . . . Carried the ball seven times, mostly on end-around situations, for 11 yards with a long run of five yards . . . Marshall's other touchdowns came against San Diego, Green Bay and Denver, all from Livingston . . . In 1976, Marshall turned in the club's longest run of the season, a 59-yard end-around touchdown against Miami that pulled the Chiefs in front of the Dolphins late in the contest . . . Kansas City later won the game in overtime . . . His 101 seasonal yards rushing ranked fifth on the club . . . Marshall was the club's third leading receiver in '77 behind Walter White and Ed Podolak . . . He was fourth as a rookie . . . Marshall came to the Chiefs on a third round pick obtained from Houston in the Curley Culp trade . . . His outstanding senior season at Missouri more than offset a mediocre junior year, when he caught five passes for 62 yards and a touchdown . . . His senior year figures in 1975 read: 44 receptions, 945 yards and nine touchdowns with a long of 75 yards . . . Possesses a smooth, fluid stride reminiscent of Taylor in his prime . . . Marshall received honorable mention All-America recognition in 1975 from both AP and UPI . . . Participated in Blue-Gray and Hula Bowl games following his senior season . . . Spent portions of the off-season traveling and working with the Chiefs speakers bureau . . . Single.

PASS RECEIVING					
Year	No.	Yards	Avg.	LG	TD
1976 Kansas City	28	443	15.8	31	2
1977 Kansas City	23	445	19.3	49	4
Totals	51	888	17.4	49	6

RUSHING					
Year	TCB	Yards	Avg.	LG	TD
1976 Kansas City	5	101	20.2	59	1
1977 Kansas City	7	11	1.6	5	0
Totals	12	112	9.3	59	1



ARNOLD MORGADO

Running Back Ht: 6-0 Wt: 210

How Acquired: Free Agent

College: Hawaii

NFL Experience: 2

Birthdate: March 27, 1952

Birthplace: Honolulu, Hawaii

Residence: Honolulu, Hawaii

After failing on a free agent try with San Diego in 1976, Morgado made the Chiefs last year as a backup rusher and special team performer . . . He gained a new lease on his pro career from Chiefs personnel director Les Miller, who observed him while in Hawaii for the Hula Bowl workouts . . . Morgado began his college career at Michigan State, but transferred to Hawaii to complete his eligibility . . . Rushed three times for 12 yards and caught two passes for 21 . . . Making the '77 squad as of the final cutdown, Morgado helped his chances with a five-catch performance, one for the winning touchdown, in a preseason victory over Pittsburgh . . . Single.

RUSHING					
Year	TCB	Yards	Avg.	LG	TD
1977 Kansas City	3	12	4.0	9	0
Totals	3	12	4.0	9	0

PASS RECEIVING					
Year	No.	Yards	Avg.	LG	TD
1977 Kansas City	2	21	10.5	12	0
Totals	2	21	10.5	12	0

JIM NICHOLSON

Tackle Ht: 6-6 Wt: 275

How Acquired: Trade (Draft choice to Los Angeles-1974)

College: Michigan State

NFL Experience: 5

Birthdate: February 28, 1949

Birthplace: Honolulu, Hawaii

Residence: Kansas City, Missouri



A stalwart in the Chiefs offensive line, Nicholson has been a starter at right tackle since his first Kansas City season . . . His knees have given him trouble in the past, but a steady rehabilitation program has helped him start 26 of the last 28 games, 12 of 14 last year and all 14 in 1976 . . . One of the team's highest-grading pass blockers, Nicholson came to Kansas City in exchange for a fifth round 1975 draft choice from Los Angeles, which had drafted him ninth in 1973 . . . He spent that year on the Rams reserve squad, then was traded to the Chiefs during the '74 preseason . . . When Dave Hill was injured early in the regular season, Nicholson took over his tackle spot and has been there ever since . . . Played guard, tackle and tight end at Michigan State . . . Missed the 1971 college season due to back surgery . . . Played in the Hula Bowl and Blue-Gray all-star games . . . Nicholson took over for Jack Rudnay as the Chiefs player representative . . . Devotes much of

his time to several charitable causes in the Kansas City area . . . Has developed into a fine golfer in only three years of play . . . Married, wife Janet.



WHITNEY PAUL

Linebacker Ht: 6-3 Wt: 220

How Acquired: Draft (No. 10-1976)

College: Colorado

NFL Experience: 3

Birthdate: October 8, 1953

Birthplace: Galveston, Texas

Residence: Galveston, Texas

Paul's emergence as a top defender over the past two years is one of the foundations on which the Chiefs defense is to be rebuilt . . . After two seasons as a defensive end, he's being moved to outside linebacker in the club's 3-4 defensive scheme . . . A year ago, Paul had 3½ quarterback sacks and recovered two fumbles, but those figures belie the fact he was the team's best down lineman . . . He started in 13 of 14 games after winning a starting position midway through his rookie season. . . He began the 1976 season as the 43rd man on a 43-man squad . . . Paul earned his first start in week seven that year and opened every game thereafter . . . Also had 3½ sacks as a rookie . . . His total last year ranked fourth on the club . . . He's being switched to linebacker to take advantage of his quickness, a primary asset . . . Paul has taken part in all 28 games of his pro career, either as a starter or special team player . . . Intercepted one pass in '77 for six yards against Denver at Arrowhead . . . Paul was a two-year starter at Colorado and was one of 10 CU players drafted in 1976 . . . He began his college career as a sophomore tight end but switched to defense his last two seasons . . . Participated in the high jump and shot put in addition to football in high school . . . Also high-jumped at CU with a lifetime best of 6-10 . . . Majored in recreation . . . Single.

Year	INTERCEPTIONS				
	No.	Yards	Avg.	LG	TD
1977 Kansas City	1	6	6.0	0	0
Totals	1	6	6.0	6	0



TONY REED

Running Back Ht: 5-11 Wt: 197

How Acquired: Draft (No. 2-1977)

College: Colorado

NFL Experience: 2

Birthdate: March 30, 1955

Birthplace: San Francisco, California

Residence: Overland Park, Kansas

Reed indicated in his rookie season he could become one of the premier running backs in the National Football League . . . As a part-time starter, opening in eight of 14 games, Reed rushed for 505 yards in 126 carries to rank second on the club behind Ed Podolak . . . He turned in the longest run of the season, a dazzling 59-yard scamper against Oakland at Arrowhead that ended at the Raiders 6-yard line on the final play of the first half . . . Reed picked up his first 100-yard rushing performance in that contest, finishing with 119 yards on 12 carries . . . Also caught 12 passes for 125 yards as a rookie . . . Finished second to Ted McKnight in kickoff returns with 11 for 239 yards and a 21.7 average . . . Scored two touchdowns rushing to finish in sixth place tie for season . . . Reed opened 1977 impressively with a 19-carry, 88-yard effort in the first game of the season at New England . . . Had a 69-yard day against Baltimore, 68 yards at San Diego and 61 in season finale at Oakland . . . Top pass receiving day was at Houston, four for 39 yards . . . Came to the Chiefs on a second round selection in '77 draft . . . He was the third running back taken, behind Tampa Bay's Ricky Bell and Dallas's Tony Dorsett, who went one-two in the first round . . .

Finished second in Big Eight 1976 rushing with 264 carries for 1,210 yards, 4.6 average and five touchdowns . . . Averaged 110 yards a game rushing as a senior . . . Earned all-Big-Eight recognition from AP and UPI and was named to AP's second team All-America squad . . . Rushed for 100 or more yards nine times in his Colorado career . . . Played in two bowl games with the Buffaloes, 1976 Bluebonnet Bowl vs. Texas and 1977 Orange Bowl vs. Ohio State . . . Reed transferred to CU from Antelope Valley (Calif.) Junior College . . . In 1974, Reed was first team JC All-America, rushing for 1,814 yards and 22 touchdowns for an 11-0 squad that won the California junior college championship . . . Attended high school in Tokyo, Japan, where his father was stationed with the U.S. Air Force . . . Overall at Colorado, Reed carried for 1,932 yards, gaining 722 on 157 carries as a junior . . . He enrolled at Antelope Valley because he received no scholarship offers out of high school . . . Married, wife Jackie.

RUSHING					
Year	TCB	Yards	Avg.	LG	TD
1977 Kansas City	126	505	4.0	59	2
Totals	126	505	4.0	59	2

PASS RECEIVING					
Year	No.	Yards	Avg.	LG	TD
1977 Kansas City	12	125	10.4	20	0
Totals	12	125	10.4	20	0

KICKOFF RETURNS					
Year	No.	Yards	Avg.	LG	TD
1977 Kansas City	11	239	21.7	39	0
Totals	11	239	21.7	39	0



DAVE ROZUMEK

Linebacker Ht: 6-1 Wt: 212

How Acquired: Draft (No. 15-1976)
College: New Hampshire
NFL Experience: 3
Birthdate: April 25, 1954
Birthplace: Lawrence, Massachusetts
Residence: Lawrence, Massachusetts

A backup linebacker the past two seasons, Rozumek's value has been with his specialty team play . . . Appeared in all 14 games in 1977 and accounted for 33 tackles, 25 by himself . . . He survived his initial training camp until the final cutdown, was released, then was brought back in midseason of 1976 . . . Stayed with the club all the way last year . . . He's projected at right inside linebacker in the new 3-4 defensive plans . . . He was a three-year starter at left linebacker for New Hampshire, captaining the team his senior year . . . His biggest asset is a highly competitive nature that helps compensate for what he lacks in size . . . Intercepted three passes in college . . . Has played linebacker throughout his career, high school, college and pro . . . Majored in physical education . . . Single.



JACK RUDNAY

Center Ht: 6-3 Wt: 240

How Acquired: Draft (No. 4-1969)
College: Northwestern
NFL Experience: 9
Birthdate: November 20, 1947
Birthplace: Cleveland, Ohio
Residence: Lee's Summit, Missouri

Rudnay, the senior member of Kansas City's offensive line, remains one of the premier centers in the NFL . . . His string of four consecutive trips to the AFC-NFC Pro Bowl Game was interrupted; the Chiefs did not have a representative in the postseason contest for the first time in

history . . . Ironically, when Rudnay replaced E. J. Holub at center midway through the 1970 season, he was the junior partner within the line . . . Durability and a willingness to play in pain have marked Rudnay's eight-year career . . . He has missed only one start in the last seven seasons, and he appeared in that ballgame once it was underway . . . Rudnay suffered a back injury in 1969 workouts with the College All-Star team and missed the Chiefs Super Bowl season as a result . . . He won the club's Mack Lee Hill Award as the outstanding rookie a year later . . . The Chiefs have never drafted a center any higher than they did Rudnay, who played both center and defensive tackle as a junior . . . He first started as a sophomore and was an all-Big Ten selection as a senior . . . Rudnay is extremely active in charitable causes, most of which receive little or no fanfare . . . Serves as honorary chairman of the Special Olympics for retarded children and has worked closely with the Kansas City March of Dimes Walkathons and other charitable causes in the area . . . Enjoys hunting and fishing and is also an accomplished skier . . . Rudnay's also the proud owner of a completely restored 1955 Chevrolet . . . Married, wife Polly, two children.



TONY SAMUELS

Tight End Ht: 6-4 Wt: 229

How Acquired: Draft (No. 4b-1977)

College: Bethune-Cookman

NFL Experience: 2

Birthdate: December 30, 1954

Birthplace: Tampa, Florida

Residence: Daytona Beach, Florida

Samuels devoted most of his first pro season to special team duty and backing up regular tight end Walter White . . . He did catch five passes for 65 yards, with a 32 long against Oakland . . . Samuels had four of his five receptions in the season finale against the Raiders, covering 62 yards . . . He was one of four selections on the fourth round in 1977's draft, the others being Mark Bailey, Darius Helton and Eric Harris, who's still playing in Canada . . . Samuels began his college career at Florida A&M, but transferred after one season to Bethune Cookman . . . His mother is a physical education instructor there . . . He had helped defeat B-C as a freshman, catching two touchdown passes for Florida A&M . . . Caught the attention of several NFL scouts when he caught a 65-yard touchdown pass in the Whitney Young Classic at Yankee Stadium . . . He played in a predominantly wishbone offense in college, but still caught 41 passes for 1,300 yards and seven touchdowns . . . Played at B-C with current Chiefs teammate Willie Lee . . . Majored in physical education . . . Single.

Year	PASS RECEIVING				
	No.	Yards	Avg.	LG	TD
1977 Kansas City	5	65	13.0	32	0
Totals	5	65	13.0	32	0



DENNIS SHAW

Quarterback Ht: 6-2 Wt: 210

How Acquired: Free Agent

College: San Diego State

NFL Experience: 8

Birthdate: March 3, 1947

Birthplace: Los Angeles, California

Residence: Claremont, California

Shaw was signed as a free agent in April and will be with his fifth NFL team when training camp opens . . . Originally a second round draft choice of Buffalo in 1970, Shaw was the AFC rookie of the year with the Bills as he became an immediate starter . . . Started three years for Buffalo, but he was injured in 1973 and eventually lost the starter's role to Joe Ferguson . . . Shaw was traded to St. Louis in 1974 and

reunited with his college coach, Don Coryell . . . Played in two games that year, served in a backup capacity in '75 and was released by the Cardinals in '76 training camp . . . He played briefly with Green Bay that summer, then hooked on with the Giants late in '76 without seeing action . . . Released by New York in 1977 and did not play last year . . . In San Diego State's pass-oriented offense, threw 39 touchdown passes in his college career, including nine in one game . . . Started at Mt. San Antonio (Calif.) Junior College before moving on to San Diego State . . . Interests include skiing, hunting, golf . . . Majored in physical education . . . Single.

PASSING

Year	Att.	Comp.	Yards	Pct.	Avg.		
					Att.	TD	Int.
1970 Buffalo	321	178	2507	.555	7.8	10	20
1971 Buffalo	291	149	1813	.512	6.2	11	26
1972 Buffalo	258	136	1666	.527	6.5	14	17
1973 Buffalo	46	22	300	.478	6.5	0	4
1974 St. Louis	0	0	0	.000	0.0	0	0
1975 St. Louis	8	4	61	.500	7.6	0	1
1976 N.Y. Giants	0	0	0	.000	0.0	0	0
Totals	924	489	6347	.529	6.9	35	68

BOB SIMMONS

Tackle Ht: 6-4 Wt: 260

How Acquired: Free Agent

College: Texas

NFL Experience: 2

Birthdate: July 7, 1954

Birthplace: Temple, Texas

Residence: Austin, Texas



Simmons earned a starting position in the fourth game of last season and held it throughout the remainder of the campaign . . . He reported to the Chiefs as a free agent, but had been drafted on the third round by New Orleans in 1976 . . . An ankle injury in training camp that year hindered him, then the Saints inexplicably placed him on waivers . . . Simmons originally made the Chiefs as a backup guard on the left side, but took over for Charlie Getty in the starting lineup . . . He was named to the all-Southwest Conference team each of the three seasons he played at Texas . . . Following senior year, was named to first team All-America squads by AP & UPI, among others . . . Simmons took part in two Cotton Bowl games, the Gator Bowl, Astro-Bluebonnet Bowl and Hula Bowl during his Longhorn career . . . Captained the '75 Texas squad . . . Married, wife Sherry.

KEITH SIMONS

Defensive End Ht: 6-3 Wt: 254

How Acquired: Draft (No. 3a-1976)


College: Minnesota

NFL Experience: 3

Birthdate: April 26, 1954

Birthplace: Ypsilanti, Michigan

Residence: Minneapolis, Minnesota



After two seasons at defensive tackle, Simons is being moved outside to end in the 3-4 defensive concept . . . He appeared in 14 games, starting in six, last year as he, Willie Lee, Cliff Frazier and John Lohmeyer all saw duty at the tackle position at one time or other . . . He was the first of three Chiefs taken in the third round of the '76 draft, the others being Gary Barbaro and Henry Marshall . . . Simons accounted for 1/2 a sack his rookie season and upped that total to one last season . . . He also had a conversion attempt block to his credit . . . Accounted for 40 tackles overall, 27 on his own . . . Consistent type player who occupies the middle but rarely rushes the passer . . . Simons started every game of his college career, 44 in all, through four years

with the Golden Gophers . . . He was named to the all-Big Ten first team by Associated Press as a senior and was a second-team choice by United Press International . . . Blocked a punt against Illinois as a junior to score a touchdown . . . In 1971, Simons won the national junior Olympic heavyweight wrestling title . . . Majored in business . . . Single.



JAN STENERUD

Kicker Ht: 6-2 Wt: 187

How Acquired: Draft (No. 3 Future-1966)

College: Montana State

NFL Experience: 12

Birthdate: November 26, 1943

Birthplace: Fetsund, Norway

Residence: Prairie Village, Kansas

By Stenerud standards, 1977 was an off-year for the leading scorer in Chiefs history . . . He fell to his lowest seasonal point total, 51, but also had fewer field goal attempts and fewer successful field goals than at any time in his career . . . Stenerud was called upon for field goal attempts only 18 times in 14 games; his previous low was 24 attempts in 1974 . . . His eight successes were less than half his former low, 17, also in '74 . . . Nonetheless, Stenerud owns a .644 career average, having made good on 247 of 383 attempts through 11 seasons . . . The Chiefs leader in nearly every kicking category, Stenerud's 1,082 points rank second among active AFC kickers . . . He trails only Jim Turner of Denver, who has 1,304, but who has played two more years than Stenerud . . . In overall NFL figures, Stenerud is in seventh place . . . He trails George Blanda (2,002), Fred Cox (1,365), Lou Groza (1,349), Jim Bakken (1,320), Turner and Gino Cappellitti (1,130) . . . He's third in scoring among active players, behind Bakken and Turner . . . Stenerud's Chiefs records include most points in a season (129, 1968), most points after touchdown (341), most consecutive PATs (155, from 1968-73), most field goals (247), most field goals in a season (30 on two occasions), most field goals in a game (5 on three occasions), longest field goal (55 yards) and most consecutive field goals (16 in 1969) . . . Stenerud has three AFC-NFC Pro Bowl Games to his credit, the latest being the 1976 contest . . . He holds the Pro Bowl record for the longest field goal, a 48-yarder in the '71 affair . . . He kicked a total of four in that game, three in the second half, to lead an AFC victory and earn himself the most valuable player award . . . He led the AFC in scoring in 1970 with 116 points . . . His 16 consecutive field goals in '69 broke Groza's record of 12, set in 1953 . . . Set a Super Bowl record with 48-yard field goal, one of three in succession, against Minnesota in Super Bowl IV . . . Stenerud took over the Chiefs kicking chores from Mike Mercer in 1967, then finished second in AFL scoring in '68 and '69 . . . His five field goals in one game all came against the Buffalo Bills, twice in '69, once in '71 . . . Has booted four field goals in a game 10 times . . . Connected on his 55-yarder at Denver in 1970, with 54-yard efforts against Houston in '67 and San Francisco in '71 . . . Scored 100 or more points five times in his career . . . Kicked seven points after touchdown vs. Denver in '67 and has six in three other contests . . . Stenerud attended Montana State on a ski jumping scholarship . . . He was discovered as a kicker by football coach Jim Sweeney . . . Majored in business administration . . . Active in several fund-raising and charity ventures in the Kansas City area and has served as special head coach of the Montana Special Olympics for mentally and physically handicapped youngsters . . . Works with Corporate Woods in a leasing capacity during the off-season . . . Interests include golf and skiing . . . Father of two children.

Year	SCORING				
	TD	FGA	FGM	PAT	TP
1967 Kansas City	0	36	21	45-45	108
1968 Kansas City	0	40	30	39-40	129
1969 Kansas City	0	35	27	38-38	119
1970 Kansas City	0	42	30	26-26	116
1971 Kansas City	0	44	26	32-32	110
1972 Kansas City	0	36	21	32-32	95
1973 Kansas City	0	38	24	21-23	93
1974 Kansas City	0	24	17	24-26	75
1975 Kansas City	0	32	22	30-31	96
1976 Kansas City	0	38	21	27-33	90
1977 Kansas City	0	18	8	27-28	51
Totals	0	383	247	341-354	1082

EMMITT THOMAS

Cornerback Ht: 6-2 Wt: 192

How Acquired: Free Agent

College: Bishop

NFL Experience: 13

Birthdate: June 3, 1943

Birthplace: Angleton, Texas

Residence: Kansas City, Missouri



With the departure of Jerrel Wilson, Thomas is now the oldest active Chief in point of service to the club . . . With one interception in 1977, he edged closer to the all-time team interception record . . . With 56 interceptions in 12 years, Thomas is only one behind the club mark of 57, held by Johnny Robinson . . . Thomas is the leading active interceptor in the AFC . . . He has three more than runner-up Willie Brown of the Oakland Raiders . . . Thomas led the Chiefs in interceptions in 1969, 1971, 1973, 1974 and 1975 . . . He led the NFL in interceptions in '74 with 12, only two short of the mark set by Dick (Night Train) Lane with Los Angeles in 1952 . . . Thomas's lone theft last year came against Oakland at Arrowhead when he picked off a Ken Stabler pass in the end zone . . . A regular corner for 10 seasons, Thomas shared playing time in '77 with Tim Collier and will be in a similar role for 1978 . . . He recently signed a two-year contract . . . Two of Thomas's 1974 interceptions went for touchdowns . . . His 38-yard score helped seal an opening day victory over the New York Jets, then a 73-yarder in the season closer vs. Minnesota proved to be the longest of his career and the seventh longest in Kansas City history . . . He has returned five interceptions for touchdowns in his career and is only one away from the Chiefs record six by Bobby Bell . . . His 214 yards in returns in '74 is second in Chiefs annals to Bobby Hunt's 228 in 1963 . . . Thomas is the leader, however, in career return yardage, with 938 yards on 56 steals . . . That's almost 200 yards more than his nearest pursuer, Robinson . . . Thomas led the AFL in interceptions in 1969 with nine and added three more in postseason competition, one against New York, one against Oakland and one against Minnesota in Super Bowl IV . . . His interception against the Raiders covered 62 yards and set up a field goal . . . His 12 interceptions in 1974 set another Chiefs record, breaking the old mark of 10 held jointly by Hunt and Robinson . . . In overall NFL figures, Thomas is the second-best active interceptor . . . He's topped only by Minnesota's Paul Krause, who has 78, one off the NFL record . . . Interests include golf and tennis . . . Voted Chiefs Man-of-the-Year by fans in '76 balloting . . . During the off-season, Thomas works with the National Alliance of Businessmen in Kansas City in a program designed to find jobs for students when they finish their education . . . Married, wife Dianne, two children.

Year	INTERCEPTIONS				
	No.	Yards	Avg.	LG	TD
1967 Kansas City	4	60	15.0	57	1
1968 Kansas City	4	25	6.3	14	0
1969 Kansas City	9	146	18.4	45	1
1970 Kansas City	5	87	17.4	39	0
1971 Kansas City	8	145	18.1	36	1
1972 Kansas City	2	46	23.0	26	0
1973 Kansas City	3	65	21.6	33	0
1974 Kansas City	12	214	18.8	73	2
1975 Kansas City	6	119	19.8	36	0
1976 Kansas City	2	30	15.0	29	0
1977 Kansas City	1	0	0.0	0	0
Totals	56	938	16.8	73	5



MARK VITALI

Quarterback Ht: 6-5 Wt: 209

How Acquired: Draft (No. 10-1977)

College: Purdue

NFL Experience: 2

Birthdate: July 13, 1955

Birthplace: St. Charles, Illinois

Residence: St. Charles, Illinois

Following his release at the end of training camp, Vitali was recalled to the Chiefs as the club's third quarterback for the final two-thirds of the season . . . He was on the active roster for eight games but did not see any action . . . Vitali spent most of his time manning the headsets on the sidelines while Mike Livingston and Tony Adams guided the club . . . He quarterbacked Purdue three years in a predominantly run-oriented offense . . . Though overall statistics are not impressive, Vitali did lead Purdue to an upset win over Michigan in 1976 . . . Finished his collegiate career in third place on Purdue's all-time total offensive list behind Dale Samuels and Otis Armstrong . . . Vitali is one of four Boilermaker quarterbacks to pass for 1,000 or more yards as a sophomore; the others include Samuels, Mike Phipps and former Chiefs star Len Dawson . . . Played golf and basketball in addition to football in high school . . . Majored in marketing . . . Single.



ROD WALTERS

Guard/Tackle Ht: 6-3 Wt: 258

How Acquired: Draft (No. 1-1976)

College: Iowa

NFL Experience: 2

Birthdate: February 27, 1954

Birthplace: Lansing, Michigan

Residence: Iowa City, Iowa

Walters incurred a knee injury in the Chiefs next-to-last preseason game vs. Atlanta that required surgery . . . As a result, he missed the entire season on injured reserve . . . Prior to the setback, he'd been a primary candidate for a starting berth in the Chiefs offensive line . . . He spent most of his rookie season in an understudy capacity, but appeared in all 14 games and started in three . . . Can play both guard and tackle . . . The 14th player selected in the first round of the 1976 draft, Walters started three seasons at Iowa at either the guard or tackle position . . . Played guard as a freshman and sophomore, then switched to tackle his final two years . . . He was a third-team All-America selection by Associated Press, which named him to its all-Big Ten team as a senior . . . A steady rehabilitation program with the injured knee has Walters 100% for training camp . . . He was a valuable special teams player during his rookie season . . . Played both football and basketball in high school, where he earned six varsity letters . . . Returned to Iowa this past off-season to work on his knee and finish up his degree . . . Single.



RICKY WESSON

Cornerback Ht: 5-9 Wt: 163

How Acquired: Free Agent
College: Southern Methodist
NFL Experience: 2
Birthdate: June 29, 1955
Birthplace: Dallas, Texas
Residence: Dallas, Texas

Wesson was signed and reported to the Chiefs training camp as a wide receiver candidate . . . He was on the verge of being waived at that position when he was tried in the secondary . . . Reason for the switch was Wesson's quickness and he took advantage of that to win a reserve slot in the defensive backfield . . . Most of his rookie season was spent on special team work . . . Wesson returned seven kickoffs for 129 yards with a long of 27 . . . He'll compete this year for a position at either corner or safety and added special team work . . . Single.

KICKOFF RETURNS

Year	No.	Yards	Avg.	LG	TD
1977 Kansas City	7	129	18.4	27	0
Totals	7	129	18.4	27	0



WALTER WHITE

Tight End Ht: 6-3 Wt: 218

How Acquired: Waivers (from Pittsburgh)
College: Maryland
NFL Experience: 4
Birthdate: July 19, 1951
Birthplace: Charlottesville, Virginia
Residence: Kansas City, Missouri

White has established himself as one of the cornerstones of the Kansas City offense . . . He led the team in receiving last year with 48 receptions that covered 674 yards with five touchdowns . . . Together with Henry Marshall, White gives the Chiefs big-play capabilities on any down . . . White's best outing in 1977 came against Chicago with seven catches for 92 yards . . . He had six receptions in each of two other contests, five in two others and four in three more . . . He had caught passes in 26 straight games before being shut out by Cincinnati late in the year . . . White played in 13 of 14 games, missing the last game vs. Oakland due to a bruised side . . . He scored touchdowns in four games, with two coming against Oakland on a Monday night game . . . White had the tight end position all to himself in '77 after splitting time with Billy Masters his first two years in the league . . . He's been particularly effective against Denver . . . One of his six-catch days in '77 was against the Broncos, he had touchdown passes in both Bronco games in '76 and made his longest '76 reception, 41 yards, at Mile High Stadium . . . His long last year was 48 yards vs. Oakland . . . White made a spectacular debut against Denver in 1975 . . . In that game, he caught a 69-yard touchdown pass from Mike Livingston, his first as a professional, and that stood as the Chiefs longest pass play of the season . . . White's excellent downfield speed and improving blocking make him an ideal tight end . . . He came to Kansas City the day after the 43-man roster had been reached in '75 . . . A third round draft choice of the Steelers that year, White was waived on the final cutdown to make room for a more experienced tight end . . . Two other clubs had call on his services before the Chiefs, but both passed and Kansas City made its claim, waiving another player to make room on the opening day squad. His teammates voted him the Mack Lee Hill Award following his rookie season as the Chiefs outstanding first-year player . . . He played one year, 1972, at Mesa (Colo.) Junior College before transferring to Maryland . . . Played two seasons with the Terrapins as both a tight end and wide receiver and finished his collegiate career as the third leading receiving in school history with 61

catches for 1,036 yards, a 17.0 average and nine touchdowns . . . He holds the Maryland single game school record of 144 yards receiving vs. Penn State in 1974 . . . Majored in physical education . . . Participated in a televised public service spot for United Way during the off-season . . . White was also portrayed by a local television station as one of Kansas City's leading bachelors . . . Single.

Year	PASS RECEIVING				
	No.	Yards	Avg.	LG	TD
1975 Kansas City	23	559	24.3	69	3
1976 Kansas City	47	808	17.2	41	7
1977 Kansas City	48	674	14.0	48	5
Totals	118	2041	17.2	69	15



TOM WICKERT

Guard/Tackle Ht: 6-4 Wt: 252

How Acquired: Free Agent

College: Washington State

NFL Experience: 5

Birthdate: April 5, 1952

Birthplace: Astoria, Oregon

Residence: Greenbrae, California

Wickert came to the team for the final third of the 1977 season when injuries struck the offensive line . . . He was originally a ninth round selection of Miami in 1974 and played 13 games that year as a reserve lineman . . . New Orleans claimed him on waivers from the Dolphins but a '75 ankle injury restricted him to one game . . . He opened at tackle in seven games for the Saints in '76 and was with them in training camp last year prior to being waived . . . Wickert played in five games for the Chiefs, all as a reserve . . . He began his college career as a defensive lineman, but was switched to the offensive line before his junior year. . . . Single.

1977 ALL-AFC TEAM

(Selected by Associated Press and United Press International)

OFFENSE

Nat Moore, Miami (AP, UPI)	Wide Receiver
Lynn Swann, Pittsburgh (UPI)	Wide Receiver
Dave Casper, Oakland (AP, UPI)	Tight End
Art Shell, Oakland (AP, UPI)	Tackle
George Kunz, Baltimore (UPI)	Tackle
Gene Upshaw, Oakland (AP, UPI)	Guard
John Hannah, New England (UPI)	Guard
Jim Langer, Miami (AP, UPI)	Center
Bob Griese, Miami (AP, UPI)	Quarterback
Lydell Mitchell, Baltimore (UPI)	Running Back
Franco Harris, Pittsburgh (AP, UPI)	Running Back
Errol Mann, Oakland (UPI)	Kicker

DEFENSE

Lyle Alzado, Denver (AP, UPI)	Defensive End
John Dutton, Baltimore (UPI)	Defensive End
Louie Kelcher, San Diego (UPI)	Defensive Tackle
Joe Greene, Pittsburgh (AP, UPI)	Defensive Tackle
Jack Ham, Pittsburgh (AP, UPI)	Linebacker
Randy Gradishar, Denver (AP, UPI)	Middle Linebacker
Tom Jackson, Denver (AP, UPI)	Linebacker
Louis Wright, Denver (UPI)	Cornerback
Mike Haynes, New England (UPI)	Cornerback
Bill Thompson, Denver (AP, UPI)	Safety
Jack Tatum, Oakland (UPI)	Safety
Ray Guy, Oakland (AP, UPI)	Punter

CHIEFS NEWCOMERS

ZENON ANDRUSYSHYN Punter Ht: 6-2 Wt: 210

How Acquired: Free Agent

College: UCLA

NFL Experience: 1

Birthdate: February 25, 1948

Birthplace: Gunzburg, Germany

Residence: Port Credit, Ontario

The leading punter in the Canadian Football League, Andrusyshyn joined the Chiefs as a free agent last spring . . . Andrusyshyn (pron: Ann-dru-si-shin) holds the CFL record for the longest punt in a game, 108 yards . . . That came in 1977 when Andrusyshyn punted 128 times for the Toronto Argonauts for a 45.2 average . . . During his seven-year CFL career, all with the Argonauts, Andrusyshyn punted 896 times for a 44.8 average . . . He was also utilized as a field goal kicker at Toronto and he connected on 132 of 239 attempts; the Chiefs plan to use him exclusively as a punter and on kickoffs . . . Andrusyshyn led the Argonauts in scoring each of the past five seasons and played in six CFL all-star games . . . He holds 14 Argos kicking records and three CFL marks . . . Played college football at UCLA from 1967-69 and led NCAA punters as sophomore with 44.2 average . . . Andrusyshyn was drafted on the ninth round by Dallas in 1970 and played during the preseason before being waived . . . He signed with Toronto as a free agent the following season . . . Originally attended UCLA on a track scholarship and held the Canadian schoolboy record in both the javelin and discus while in high school . . . Married, wife Sue.

CHARLIE WADE Wide Receiver Ht: 5-9 Wt: 160

How Acquired: Free Agent

College: Tennessee State

NFL Experience: 4

Birthdate: February 23, 1950

Birthplace: Nashville, Tennessee

Residence: Nashville, Tennessee

The Chiefs picked up Wade during the latter half of the 1977 season . . . He took part in five games overall but had no receiving statistics . . . Wade had been out of football for a spell prior to being activated by Kansas City . . . He began his pro career with Miami as the Dolphins 17th round draft choice in 1973 . . . He moved to Chicago in 1974 and was the Bears leading receiver that year with 39 for 683 yards and a touchdown . . . He was the last player selected in the '73 draft, the 442nd overall.

CHIEFS IN AFC-NFC PRO BOWL

1977—Jack Rudnay, C

1976—Willie Lanier, MLB
Jack Rudnay, C
Jan Stenerud, K
Emmitt Thomas, CB

1975—Willie Lanier, MLB
Jack Rudnay, C
Emmitt Thomas, CB

1974—Willie Lanier, MLB
Jack Rudnay, C

1973—Bobby Bell, LB
Willie Lanier, MLB
Otis Taylor, WR
Emmitt Thomas, CB
Jerrel Wilson, P

1972—Buck Buchanan, DT
Ed Budde, G
Bobby Bell, LB
Curley Culp, DT
Len Dawson, QB
Willie Lanier, MLB
Jan Stenerud, K
Otis Taylor, WR
Emmitt Thomas, CB
Jim Tyrer, T
Jerrel Wilson, P

1971—Buck Buchanan, DT
Curley Culp, DT
Willie Lanier, MLB
Jan Stenerud, K
Otis Taylor, WR
Emmitt Thomas, CB
Jim Tyrer, T
Jerrel Wilson, P

CHIEFS 1978 DRAFT

Round 1 **ART STILL** **DE 6-7 252**
Kentucky

The Chiefs highest-ever defensive line draft choice since Buck Buchanan in 1963, Still was the second player chosen in the first round of the 1978 NFL draft . . . He was taken just behind Heisman Trophy winner Earl Campbell, selected by Houston in a trade with Tampa Bay . . . A consensus All-America in 1977, Still was named Southeastern Conference player of the year by United Press International . . . A four-year starter at defensive end and Kentucky's only two-way performer, Still averaged 15 offensive plays per game the last two years at tight end on short yardage situations . . . Finished second and third in team tackles the last two seasons despite most teams running away from his strong side position . . . Still anchored Kentucky's brilliant defense that carried the Wildcats to a 10-1 record and a tie for the conference championship . . . Unbeaten in the SEC, Kentucky lost only to Baylor but could not participate in post-season competition due to NCAA probation . . . Still played in the East-West Shrine Game, Hula Bowl and Japan Bowl all-star games . . . The Chiefs project him as one of two ends in the club's new 3-4 defensive alignment . . . Still made 22 tackles for 58 yards in losses last season as Kentucky victims included the likes of Penn State and Louisiana State . . . He suffered a broken bone in his foot as a sophomore yet still finished as the club's sixth-leading tackler . . . Played in Peach Bowl game following '76 season . . . Still majored in criminology and graduated in four years . . . He comes from a family of 10, five sisters and four other brothers, all of whom are basketball players . . . Born December 5, 1955 at Camden, New Jersey.

Round 2 **SYLVESTER HICKS** **DE 6-4 248**
Tennessee State

Hicks was the first player chosen in the second round of the draft and the 29th selected overall . . . He earned honorable mention All-America recognition from the Pittsburgh Courier, Black Mutual Sports, Jet magazine and the Atlanta World . . . Black Mutual Sports named him the defensive player of the year for 1977 . . . Hicks played in the Senior Bowl and Blue-Gray post-season games . . . He tied for second at Tennessee State in tackles with 44 as a senior, including five quarterback sacks, on a team that finished second in the NCAA in total defense . . . A strong, enthusiastic performer who was the recipient of his school's Henry Arthur Keane Memorial Award, presented to the outstanding defensive player at Tennessee State each season . . . He's projected as a defensive end candidate with the Chiefs, along with No. 1 pick Art Still, but Hicks also could play the nose tackle slot in the 3-4 defense . . . Considered by Chiefs scouts as having excellent pass rush potential . . . Hicks majored in health and physical education at Tennessee State and requires only his student teaching to earn his degree . . . Hicks was a three-year starter and a varsity letter winner as a freshman . . . He played both football and basketball in high school . . . Born April 2, 1955 at Jackson, Tennessee.

Round 3 **GARY SPANI** **LB 6-2 230**
Kansas State

Spani was Kansas State's very first consensus All-America last season . . . He was a three-time all-Big Eight performer who made third team All-America as a sophomore in Associated Press balloting and was named to several second team All-America squads as a junior . . . Spani was United Press International's Big Eight defensive player of the year in 1977 . . . As a four-year starter at Manhattan, Spani accounted for 545 tackles and assists during his K-State career . . . He was voted defensive most valuable player of the East-West Shrine Game and a co-captain of the West squad . . . He also played in the Hula Bowl and Japan Bowl all-star games . . . He's only the third Kansas State player to be co-captain in both his junior and senior years . . . Projected as an inside linebacker in Kansas City's 3-4 defense and

also as a prime special teams player . . . He attended Manhattan High School where he played both fullback and linebacker . . . Majored in social science and also is the president of the K-State chapter of the Fellowship of Christian Athletes . . . Born January 9, 1956 at Satanta, Kansas.

Round 4a DANNY JOHNSON LB 6-1 216
Tennessee State

Johnson led Tennessee State in quarterback sacks with nine, playing as a standup defensive end . . . He started three years in college and is projected as an outside linebacker with Kansas City . . . Had 13 sacks as a junior . . . Chiefs personnel director Les Miller considers Johnson's selection one of the best the Chiefs made, considering the round in which he was still available . . . Johnson played on the same side of the defensive line with second round selection Sylvester Hicks, causing opponents to run the other way most of the time . . . Also projected as a top special teams player . . . Johnson avoided injury throughout his college career and his durability is considered a prime asset for the pros . . . Majored in health and physical education . . . Lettered four years and comes from a family that includes three sisters and eight brothers . . . Born May 7, 1955 at Normandy, Tennessee.

Round 4b PETE WOODS QB 6-3 214
Missouri

Woods was Kansas City's second local selection in the 1978 draft following the third round pick that brought Gary Spani of Kansas State to the Chiefs . . . He completed 51 percent of his passes in 1977 for 785 yards despite competing in only the equivalent of four games due to two injuries—a knee strain in the season opener vs. Southern California and a ring finger injury on his throwing hand in the year's ninth game against Nebraska . . . Injuries have been a problem for Woods at Missouri, though he's been spectacular when healthy . . . Despite his brief playing time a year ago, he was named to the all-Big Eight second team . . . He had been ticketed for redshirt duty as junior but ended up starting seven of the Tigers 11 games when regular quarterback Steve Pisarkiewicz was injured early in the season . . . Woods had his biggest game ever as a junior when, in his first collegiate start, he scored the winning two-point conversion as Missouri upset Ohio State, 22-20, at Columbus . . . He later directed the Tigers to victories over North Carolina and Nebraska . . . Against the Cornhuskers, Woods threw a 98-yard touchdown pass to Joe Stewart . . . Threw for over 300 yards against Oklahoma last year . . . Considered an excellent leader on the field and top ball handler as well . . . Woods has a strong journalistic background . . . His father is a copy editor for the **St. Louis Post-Dispatch** and his mother, currently a Missouri state senator, was the first female editor of the University of Michigan student daily . . . Woods would like to enter radio/television as a career after football . . . His debut with the Chiefs will be delayed a while due to a knee injury incurred during a softball game last spring . . . Born November 29, 1955 at University City, Missouri.

PETE WOODS CAREER AT MISSOURI

Year	Att.	Comp.	Passing			TD	Int.
			Yards	Pct.			
1975	16	8	99	.500	1	1	
1976	131	59	996	.450	9	5	
1977	127	65	785	.512	4	7	
Totals	274	132	1880	.481	14	13	

Round 5a JERROLD McRAE WR 6-0 201
Tennessee State

McRae led Tennessee State in receptions, 29, and scoring on a 1977 team that finished 8-1-1 . . . He was the third Tennessee State player selected by the Chiefs following Sylvester Hicks on the second round and Danny Johnson on the fourth . . . All told, Kansas City drafted the threesome within the first 112 players selected . . . Despite double and sometimes triple coverage, McRae hauled in seven touchdown passes among his 29 receptions that covered 485 yards . . . He averaged over

15 yards per catch each of his three years with the Tigers . . . McRae started two years and was named to 1977 All-America teams by the Pittsburgh Courier, Jet magazine, the Atlanta World and Black Mutual Sports . . . Played in the East-West Shrine Game . . . He was also Tennessee State's receiving leader as a junior, his first year as a starter, with 30 catches for 432 yards and a 14.4 average . . . Against Florida A&M last year, McRae caught 11 passes for 102 yards and a touchdown . . . Turned in a 71-yard scoring pass and run against Tennessee-Martin last year . . . McRae starred in three sports in high school at Laurel, Miss . . . He plans to continue his education by working on a master's degree in recreation supervision . . . Born April 9, 1955 at Laurel, Mississippi.

JERROLD McRAE CAREER AT TENNESSEE STATE

Year	No.	Receiving			LG	TD
		Yards	Avg.			
1974	4	39	9.8		1	
1975	20	306	15.3		1	
1976	30	432	14.4		4	
1977	29	485	16.7		7	
Totals	83	1262	15.2		13	

Round 5b DWIGHT CAREY DT 6-3 247
Texas-Arlington

Carey will be a top candidate for the Chiefs nose tackle position in the new 3-4 defensive alignment for 1978 . . . He was suspended from his college team in 1976 but turned in a good spring in '77 to begin his comeback . . . Stayed injury-free throughout . . . Played both defensive end and tackle during his senior season . . . Carey played a great leadership role last season . . . Played high school football in Dallas and earned all-district honors on both offense and defense . . . Majored in sociology . . . Born September 16, 1954 at Dallas, Texas.

Round 5c Traded to Chicago for Bears 1978
fourth round choice

Round 5d ROBERT WOODS WR 5-6½ 159
Grambling

A world-class sprinter with a 9.1 100-yard dash to his credit, Woods was exclusively a trackman his first two years at Grambling . . . The football staff, noting his size and athletic ability, invited him to join the squad as a junior . . . He led the nation in punt returns last year with a 25.3 average and three touchdowns in only 11 returns . . . Woods was eighth in NCAA kickoff returns with a 26.0 average on 16 returns that included two touchdowns . . . Gained 1,625 all-purpose yards (rushing, receiving, punt and kickoff returns) last year and a 147.7 per-game average . . . He caught 38 passes last year from All-America quarterback Doug Williams, drafted on the first round by Tampa Bay . . . The receptions covered 719 yards and were good for six touchdowns . . . He finished among the top 20 players in scoring nationally with 14 touchdowns and 84 points . . . Chiefs consider him a prime return specialist and his size is reminiscent of Noland Smith, holder of several club return records . . . His all-purpose yardage for 1977 breaks down thusly: 210 yards rushing, 719 receiving, 279 on punt returns, 417 on kickoff returns . . . Born July 3, 1955 at New Orleans, Louisiana.

ROBERT WOODS CAREER AT GRAMBLING

Year	No.	Receiving			LG	TD
		Yards	Avg.			
1976	17	247	14.5		1	
1977	38	719	18.9		6	
Totals	55	966	17.5		7	

Year	TCB	Rushing			LG	TD
		Yards	Avg.			
1976	37	239	6.4		2	
1977	46	210	4.6		3	
Totals	83	449	5.4		5	

Round 6 **Traded to Chicago for Bears
fourth round choice**

Round 7a **RICKY ODOM** **DB 6-0 183**
Southern California

Odom was Kansas City's first selection the second day of the draft and the second choice in the seventh round . . . He earned all-Pacific 8 honors in 1977 after finishing second in the conference in interceptions with five . . . Odom intercepted three passes for the West in the Hula Bowl and was named defensive most valuable player . . . Also played for the Pacific 8 against the Big Ten all-stars in the Challenge Bowl . . . Began his Southern Cal career as a wide receiver but was switched to the secondary as a freshman and remained there four years . . . He was a reserve his first two seasons, then moved into the starting lineup as a junior at corner . . . Named to all-Pacific 8 second team as a junior . . . Played both football and baseball in high school and was most valuable football selection as a prep senior . . . Figures to be a candidate at both corner and safety when Kansas City opens training camp . . . Born September 16, 1956 at Jonesboro, Louisiana.

RICKY ODOM CAREER AT SOUTHERN CALIFORNIA					
Interceptions					
Year	No.	Yards	Avg.	LG	TD
1975	0	0	0.0	0	0
1976	5	44	8.8	25	0
1977	5	15	3.0	8	0
Totals	10	59	5.9	25	0

Round 7b **BILL KELLAR** **WR 5-11 187**
Stanford

Kellar was the second half of Stanford's lethal passing combination, teaming with James Lofton, who was drafted on the first round by Green Bay . . . Kellar caught 46 passes from All-America Guy Benjamin to finish 19th among NCAA receivers . . . His reception total doubles his sophomore and junior marks . . . Not recognized as having superb speed, but is deceptive in getting open and runs accurate patterns . . . One of the Pacific 8's most dependable receivers the last two seasons . . . He led his high school in Hillsboro, Oregon to the state prep championship in 1973 when he caught 78 passes for 1,400 yards . . . Born February 8, 1956 at Longview, Washington.

BILL KELLAR CAREER AT STANFORD					
Receiving					
Year	No.	Yards	Avg.	LG	TD
1975	11	152	13.8		1
1976	34	447	13.2		0
1977	46	653	14.1		3
Totals	91	1252	13.8		4

Round 8 **JOHN HENRY WHITE** **RB 5-9 191**
Louisiana Tech

White became Louisiana Tech's all-time leading rusher last year when he carried for 1,094 yards on 261 carries for a 4.2 average and 11 touchdowns . . . He concluded his four-year career with 2,974 yards and became only the second player in the school's history to gain over 2,000 yards in four years . . . He's also well-thought-of as a pass receiver out of the backfield and for his blocking . . . In NCAA rushing figures, White finished 30th as a senior . . . He led his Louisiana high school to two consecutive state championships and was named to the all-Louisiana prep team . . . Born August 28, 1955 at Shreveport, Louisiana.

JOHN HENRY WHITE CAREER AT LOUISIANA TECH

Year	TCB	Rushing		LG	TD
		Yards	Avg.		
1974	48	248	5.2		1
1975	152	835	5.5		3
1976	145	797	5.3		4
1977	261	1094	4.2		11
Totals	606	2974	4.9		19

Round 9 LARRY BROWN T 6-5 263
Miami (Florida)

A promising defensive line candidate in high school, a series of illness and injury halted Brown's initial progress at Miami . . . He was then switched to the offensive line as a junior . . . He injured his knee as a freshman at midseason then a ruptured appendix operation, which nearly proved fatal, knocked him out of his sophomore season . . . He came back healthy his last two seasons, however, to start every game . . . A strong blocker, the Chiefs plan to use him at tackle . . . Brown has good speed for a big man and was a football, wrestling and track letter winner in high school . . . Earned Florida high school discus championship with a 185-7 best . . . One of eight children . . . Born June 4, 1955 at Jacksonville, Florida.

Round 10 EARL BRYANT DE/DT 6-4½ 277
Jackson State

Bryant was the fourth defensive lineman selected by Kansas City in the 1978 draft . . . His college experience is somewhat limited, as an ankle injury in 1976 sidelined him for the season after he'd played only one game . . . In that contest, Bryant had 17 unassisted tackles and won game most valuable player honors . . . He came back satisfactorily enough last year to start every game . . . Bryant will be tested at both defensive end and tackle by the Chiefs in training camp . . . Born November 4, 1953 at Hattiesburg, Mississippi.

Round 11 RAY MILO S 5-11 178
New Mexico State

A converted running back, Milo played his last two college seasons at safety . . . He earned second team all-Missouri Valley honors as a junior and was a first team selection last year . . . Accounted for 50 tackles and 53 assists in 1977 with 85 tackles and 61 assists the year before . . . Milo was a reserve as a freshman, but moved into the starting lineup as a running back the next year, gaining 300 yards on 89 carries . . . He intercepted five passes in two years with the secondary, including a 37-yard touchdown return as a junior . . . Had two thefts for 35 yards as a senior . . . Will be tried primarily at strong safety by the Chiefs but has the ability to play both safety positions . . . Covers 40 yards in 4.5 seconds . . . Born February 19, 1954 at Conroe, Texas.

Round 12 WILLIE BROCK C 6-2½ 246
Colorado

Brock played primarily as a backup to all-Big Eight performer Leon White, who was drafted in the third round by Los Angeles . . . A part-time starter over the past two seasons when White was shifted to guard to make room for Brock in the lineup . . . His older brother, Pete, also starred at center for Colorado and is now with the New England Patriots . . . The Chiefs selected Brock with an eye on his deep snap abilities, but consider him a candidate within the interior line, either center or guard . . . He came to Colorado after a year at Mt. Hood (Ore.) Junior College . . . In high school, Brock won five letters in four sports . . . Born September 20, 1955 at Vancouver, Washington.

STATISTICAL REVIEW

CHIEFS 1977 REGULAR SEASON RESULTS

CHIEFS	OPPONENT	SITE	ATTENDANCE
17	New England Patriots	21 New England	58,185
7	San Diego Chargers	23 Arrowhead	56,146
28	Oakland Raiders	37 Arrowhead	60,684
7	Denver Broncos	23 Denver	74,878
6	Baltimore Colts	17 Arrowhead	63,076
21	San Diego Chargers	16 San Diego	33,010
7	Cleveland Browns	44 Cleveland	60,631
20	Green Bay Packers	10 Arrowhead	62,687
27	Chicago Bears	28 Chicago	49,543
7	Denver Broncos	14 Arrowhead	54,050
20	Houston Oilers	34 Houston	42,934
7	Cincinnati Bengals	27 Arrowhead	38,488
31	Seattle Seahawks	34 Arrowhead	22,262
20	Oakland Raiders	21 Oakland	50,304
225		349	726,878

1977 TEAM STATISTICS

	Chiefs	Opp.				
TOTAL FIRST DOWNS	228	304				
Rushing	95	169				
Passing	110	113				
Penalty	23	22				
Third Down, Made/Att.	64-196	83-202				
Third Down Efficiency	33%	41%				
TOTAL NET YARDS	3936	4993				
Avg. Per Game.....	281.1	356.7				
Total Plays	878	992				
Avg. Per Play	4.48	5.04				
NET YARDS RUSHING	1843	2971				
Avg. Per Game.....	131.6	211.8				
Total Rushes	456	634				
Avg. Per Rush.....	4.03	4.69				
NET YARDS PASSING.....	2093	2022				
Avg. Per Game.....	149.5	144.4				
Tackled/Yards Lost	48-421	25-222				
Gross Yards	2514	2244				
Attempts/Completions	374-190	333-175				
Pct. of Completions508	.526				
Had Intercepted	26	21				
PUNTS/AVERAGE.....	89-39.4	63-41.0				
NET PUNTING AVERAGE	30.8	35.7				
PUNT RETURNS/AVERAGE.....	36-6.6	50-14.0				
KICKOFF RETURNS/AVERAGE	63-20.5	44-21.8				
INTERCEPTIONS/AVG. RETURN	21-16.6	26-15.0				
PENALTIES/YARDS	82-706	105-930				
FUMBLES/BALL LOST.....	32-31	39-23				
TOUCHDOWNS	29	42				
Rushing	13	23				
Passing	11	15				
Returns	5	4				
EXTRA POINTS/ATTEMPTS	27-29	37-42				
FIELD GOALS/ATTEMPTS	8-18	20-27				
TOTAL POINTS	225	349				
SCORE BY PERIODS	1	2	3	4	OT	Total
CHIEFS.....	73	50	23	79	0	225
Opponents	92	99	79	79	0	349

RUSHING

	No.	Yds.	Avg.	LG	TD
E. Podolak	133	550	4.1	41	5
T. Reed	126	505	4.0	59	2
M. Bailey	66	266	4.0	37	2
J. Brockington.....	54	161	3.0	12	1
M. Lane	25	79	3.2	9	1
M. Livingston	19	78	4.1	13	1
T. McKnight.....	11	74	6.7	19	0
R. Burks.....	1	51	51.0	51	0
L. Williams	2	30	15.0	17	1
T. Adams	5	21	4.2	8	0
A. Morgado	3	12	4.0	9	0
H. Marshall.....	7	11	1.6	5	0
Brunson/White.....	2-2	8-(-3)	4.0-(-0.7)	11-3	0
CHIEFS TOTAL	456	1843	4.03	59	13
Opp. Total	634	2971	4.69	78	23

RECEIVING

	No.	Yds.	Avg.	LG	TD
W. White	48	674	14.0	48	5
E. Podolak	32	313	9.8	23	0
H. Marshall	20	445	19.3	49	4
L. Brunson.....	20	295	14.8	63	0
J. Brockington.....	19	222	11.7	48	1
M. Bailey	17	206	12.1	47	1
T. Reed	12	125	10.4	20	0
L. Williams**	7	94	13.4	27	0
T. Samuels	5	65	13.0	32	0
M. Lane*	3	40	13.3	21	0
A. Morgado	2	21	10.5	12	0
T. McKnight.....	1	11	11.0	11	0
E. Beckman	1	3	3.0	3	0
CHIEFS TOTAL	190	2514	13.2	63	11
Opp. Total	175	2244	12.8	48	15

INTERCEPTIONS

	No.	Yrs.	Ave.	LG	TD
G. Barbaro	8	165	20.6	102	1
G. Green	3	19	6.3	19	0
J. Lynch	3	8	2.7	3	0
T. Collier	2	134	67.0	100	1
T. Gray.....	2	16	8.0	11	0
W. Paul	1	6	6.0	6	0
E. Thomas	1	0	0.0	0	0
T. Howard	1	0	0.0	0	0
CHIEFS TOTAL	21	348	16.6	102	2
Opp. Total	26	390	15.0	51	3

PUNTING

	No.	Yds.	Avg.	TB	In 20	LG
J. Wilson	88	3510	39.9	5	11	59
CHIEFS TOTAL	89	3510	39.4	5	11	59
Opp. Total	63	2583	41.0	6	17	58

PUNT RETURNS

	No.	FC	Yds.	Ave.	LG	TD
G. Green	14	2	115	8.2	18	0
E. Podolak	2	1	13	6.5	7	0
L. Brunson.....	20	0	108	5.4	19	0
CHIEFS TOTAL	36	3	236	6.6	19	0
Opp. Total	50	17	702	14.0	70	0

KICKOFF RETURNS

	No.	Yds.	Avg.	LG	TD
T. McKnight	12	305	25.4	70	0
T. Reed	11	239	21.7	39	0
L. Brunson.....	11	216	19.6	32	0
L. Williams	17	319	18.8	48	0
R. Wesson	7	129	18.4	27	0
M. Bailey	3	46	15.3	16	0
Burks/Getty.....	1-1	25-15	25.0-15.0	25-15	0
CHIEFS TOTAL	63	1294	20.5	70	0
Opp. Total	44	958	21.8	96	1

FIELD GOALS

	1-19	20-29	30-39	40-49	50+	Total
J. Stenerud.....	0-0	6-6	2-5	0-5	0-2	8-18
Opp. Total	1-1	7-10	8-11	4-4	0-1	20-27

PASSING

	Att.	Comp.	Yards	Pct.	TD	Int.
M. Livingston	282	143	1823	.507	9	15
T. Adams	92	47	691	.511	2	11
CHIEFS TOTAL	374	190	2514	.508	11	26
Opp. Total	333	175	2244	.526	15	21

SCORING

	TDR	TDP	TDRt	PAT	FG	TP
J. Stenerud.....	0	0	0	27-28	8-18	51
E. Podolak.....	5	0	0	0-0	0-0	30
W. White	0	5	0	0-0	0-0	30
H. Marshall	0	4	0	0-0	0-0	24
M. Bailey	2	1	0	0-0	0-0	18
J. Brockington.....	1	1	0	0-0	0-0	12
T. Reed	2	0	0	0-0	0-0	12
T. Gray.....	0	0	2	0-0	0-0	12
M. Livingston	1	0	0	0-0	0-0	6
W. Lee	0	0	1	0-0	0-0	6
G. Barbaro	0	0	1	0-0	0-0	6
T. Collier	0	0	1	0-0	0-0	6
M. Lane.....	1	0	0	0-0	0-0	6
L. Williams.....	1	0	0	0-0	0-0	6
CHIEFS TOTAL	13	11	5	27-29	8-18	225
Opponents Total.....	23	15	4	37-42	20-27	349

QB Sacks: Young 5½, Lee 5, Gray 4, Paul 3½, Lohmeyer 2, Simons 1, Lynch 1, Elrod 1, Barbaro 1, Frazier 1.

Opp. Fumbles Recovered: Gray 4, Andrews 4, Barbaro 3, Young 2, Lanier 2, Paul 2, Lohmeyer 2, Lee 2, Howard 1, Burks 1.

FG Block: Young 1

PAT Block: Simmons 1

Stenerud Field Goals: (22) (none) (none) (44wr) (41b) (43wr) (none) (23,22) (37,21) (36hc) (30, 36wr, 26) (none) (49s, 23, 45wl) (50s, 52s, 35wl)

Field Goal Terminology: (wr-wide right) (wl-wide left) (b-blocked) (hc-hit crossbar) (s-short)

1977 NFL FINAL STANDINGS

AMERICAN FOOTBALL CONFERENCE

EASTERN DIVISION

	W	L	T	Pct.	Pts.	OP
Baltimore	10	4	0	.714	295	221
Miami	10	4	0	.714	313	197
New England	9	5	0	.643	278	217
N.Y. Jets	3	11	0	.214	191	300
Buffalo	3	11	0	.214	160	313

CENTRAL DIVISION

	W	L	T	Pct.	Pts.	OP
Pittsburgh	9	5	0	.643	283	243
Cincinnati	8	6	0	.571	238	235
Houston	8	6	0	.571	299	230
Cleveland	6	8	0	.429	269	267

WESTERN DIVISION

	W	L	T	Pct.	Pts.	OP
Denver	12	2	0	.857	274	148
*Oakland	11	3	0	.786	351	230
San Diego	7	7	0	.500	222	205
Seattle	5	9	0	.357	282	373
Kansas City	2	12	0	.143	225	349

*Wild Card Qualifier for Playoffs

NATIONAL FOOTBALL CONFERENCE

EASTERN DIVISION

	W	L	T	Pct.	Pts.	OP
Dallas	12	2	0	.857	349	212
Washington	9	5	0	.643	196	189
St. Louis	7	7	0	.500	272	287
Philadelphia	5	9	0	.357	220	207
N.Y. Giants	5	9	0	.357	181	269

CENTRAL DIVISION

	W	L	T	Pct.	Pts.	OP
Minnesota	9	5	0	.643	231	227
*Chicago	9	5	0	.643	255	253
Detroit	6	8	0	.429	183	252
Green Bay	4	10	0	.286	134	219
Tampa Bay	2	12	0	.143	103	223

WESTERN DIVISION

	W	L	T	Pct.	Pts.	OP
Los Angeles	10	4	0	.714	302	146
Atlanta	7	7	0	.500	179	129
San Francisco	5	9	0	.357	220	260
New Orleans	3	11	0	.214	232	336

*Wild Card Qualifier for Playoffs

1977 POSTSEASON SCORES

AFC Playoffs:

Oakland 37, Baltimore 31 (OT)
Denver 34, Pittsburgh 21

NFC Playoffs:

Dallas 37, Chicago 7
Minnesota 14, Los Angeles 7

AFC Championship:

Denver 20, Oakland 17

NFC Championship:

Dallas 23, Minnesota 6

Super Bowl XII:

(at New Orleans)
Dallas 27, Denver 10

AFC-NFC Pro Bowl:

(at Tampa)
NFC 14, AFC 13

CHIEFS RESULTS

TEXANS/CHIEFS ALL-TIME REGULAR SEASON RESULTS

(Home Games in Bold Face)

1960

(Won 8, Lost 6)

Texans 20, Los Angeles 21
Texans 34, Oakland 16
Texans 17, Los Angeles 0
Texans 35, New York 37
Texans 19, Oakland 20
Texans 10, Houston 20
Texans 17, Denver 14
Texans 45, Buffalo 28
Texans 34, Denver 7
Texans 14, Boston 42
Texans 35, New York 41
Texans 24, Houston 0
Texans 34, Boston 0
Texans 24, Buffalo 7

1961

(Won 6, Lost 8)

Texans 10, San Diego 26
Texans 42, Oakland 35
Texans 26, Houston 21
Texans 19, Denver 12
Texans 24, Buffalo 27
Texans 7, Houston 38
Texans 17, Boston 18
Texans 21, Boston 28
Texans 20, Buffalo 30
Texans 14, San Diego 24
Texans 43, Oakland 11
Texans 7, New York 28
Texans 49, Denver 21
Texans 35, New York 24

1962

(Won 11, Lost 3)

Texans 42, Boston 28
Texans 26, Oakland 16
Texans 41, Buffalo 21
Texans 28, San Diego 32
Texans 27, Boston 7
Texans 20, New York 17
Texans 31, Houston 7
Texans 6, Houston 14
Texans 52, New York 31
Texans 24, Denver 3
Texans 35, Oakland 7
Texans 14, Buffalo 23
Texans 17, Denver 10
Texans 26, San Diego 17

1963

(Won 5, Lost 7, Tied 2)

Chiefs 59, Denver 7
Chiefs 27, Buffalo 27
Chiefs 10, San Diego 24
Chiefs 28, Houston 7
Chiefs 26, Buffalo 35
Chiefs 17, San Diego 38
Chiefs 7, Houston 38
Chiefs 7, Oakland 10
Chiefs 7, Oakland 22
Chiefs 24, Boston 24
Chiefs 0, New York 17
Chiefs 52, Denver 21
Chiefs 35, Boston 3
Chiefs 48, New York 0

1964

(Won 7, Lost 7)

Chiefs 17, Buffalo 34
Chiefs 21, Oakland 9
Chiefs 28, Houston 7
Chiefs 27, Denver 33
Chiefs 22, Buffalo 35
Chiefs 7, Boston 24
Chiefs 49, Denver 39
Chiefs 42, Oakland 7
Chiefs 14, San Diego 28
Chiefs 28, Houston 19
Chiefs 14, New York 27
Chiefs 24, Boston 31
Chiefs 49, San Diego 6
Chiefs 24, New York 7

1965

(Won 7, Lost 5, Tied 2)

Chiefs 10, Oakland 37
Chiefs 14, New York 10
Chiefs 10, San Diego 10
Chiefs 27, Boston 17
Chiefs 31, Denver 23
Chiefs 7, Buffalo 23
Chiefs 36, Houston 38
Chiefs 14, Oakland 7
Chiefs 10, New York 13
Chiefs 31, San Diego 7
Chiefs 10, Boston 10
Chiefs 52, Houston 21
Chiefs 25, Buffalo 34
Chiefs 45, Denver 35

1966

(Won 11, Lost 2, Tied 1)

Chiefs 42, Buffalo 20
Chiefs 32, Oakland 10
Chiefs 43, Boston 24
Chiefs 14, Buffalo 29
Chiefs 37, Denver 10
Chiefs 13, Oakland 34
Chiefs 56, Denver 10
Chiefs 48, Houston 23
Chiefs 24, San Diego 14
Chiefs 34, Miami 16
Chiefs 27, Boston 27
Chiefs 32, New York 24
Chiefs 19, Miami 18
Chiefs 27, San Diego 17

1967

(Won 9, Lost 5)

Chiefs 25, Houston 20
Chiefs 24, Miami 0
Chiefs 21, Oakland 23
Chiefs 41, Miami 0
Chiefs 31, San Diego 45
Chiefs 19, Houston 24
Chiefs 52, Denver 9
Chiefs 42, New York 18
Chiefs 33, Boston 10
Chiefs 16, San Diego 17
Chiefs 22, Oakland 44
Chiefs 23, Buffalo 13
Chiefs 21, New York 7
Chiefs 38, Denver 24

1968**(Won 12, Lost 2)**

Chiefs 26, Houston 21
Chiefs 19, New York 20
Chiefs 34, Denver 2
 Chiefs 48, Miami 3
 Chiefs 18, Buffalo 7
Chiefs 13, Cincinnati 3
Chiefs 24, Oakland 10
Chiefs 27, San Diego 20
 Chiefs 21, Oakland 38
 Chiefs 16, Cincinnati 9
Chiefs 31, Boston 17
Chiefs 24, Houston 10
 Chiefs 40, San Diego 3
 Chiefs 30, Denver 7

1969**(Won 11, Lost 3)**

Chiefs 27, San Diego 9
 Chiefs 31, Boston 0
 Chiefs 19, Cincinnati 24
 Chiefs 26, Denver 13
Chiefs 24, Houston 0
Chiefs 17, Miami 10
Chiefs 42, Cincinnati 22
 Chiefs 29, Buffalo 7
Chiefs 27, San Diego 3
 Chiefs 34, New York 16
Chiefs 24, Oakland 27
Chiefs 31, Denver 17
Chiefs 22, Buffalo 19
 Chiefs 6, Oakland 10

1970**(Won 7, Lost 5, Tied 2)**

Chiefs 10, Minnesota 27
 Chiefs 44, Baltimore 24
 Chiefs 13, Denver 26
Chiefs 23, Boston 10
 Chiefs 27, Cincinnati 19
Chiefs 16, Dallas 27
Chiefs 17, Oakland 17
Chiefs 24, Houston 9
 Chiefs 31, Pittsburgh 14
Chiefs 6, St. Louis 6
Chiefs 26, San Diego 14
Chiefs 16, Denver 0
 Chiefs 6, Oakland 20
 Chiefs 13, San Diego 31

1971**(Won 10, Lost 3, Tied 1)**

Chiefs 14, San Diego 21
 Chiefs 20, Houston 16
 Chiefs 16, Denver 3
Chiefs 31, San Diego 10
Chiefs 38, Pittsburgh 16
Chiefs 27, Washington 20
 Chiefs 20, Oakland 20
 Chiefs 10, New York 13
Chiefs 13, Cleveland 7
Chiefs 28, Denver 10
 Chiefs 21, Detroit 32
 Chiefs 26, S. F. 17
Chiefs 16, Oakland 14
Chiefs 22, Buffalo 9

1976**(Won 5, Lost 9)**

Chiefs 16, San Diego 30
Chiefs 21, Oakland 24
Chiefs 17, New Orleans 27
 Chiefs 17, Buffalo 50
 Chiefs 33, Washington 30
 Chiefs 20, Miami 17 (OT)
Chiefs 26, Denver 35

1972**(Won 8, Lost 6)**

Chiefs 10, Miami 20
 Chiefs 20, New Orleans 17
 Chiefs 45, Denver 24
 Chiefs 31, Cleveland 7
Chiefs 16, Cincinnati 23
Chiefs 20, Philadelphia 21
 Chiefs 26, San Diego 14
Chiefs 27, Oakland 14
Chiefs 17, San Diego 27
 Chiefs 7, Pittsburgh 16
 Chiefs 3, Oakland 26
Chiefs 24, Denver 21
Chiefs 24, Baltimore 10
 Chiefs 17, Atlanta 14

1973**(Won 7, Lost 5, Tied 2)**

Chiefs 13, Los Angeles 23
 Chiefs 10, New England 7
Chiefs 16, Oakland 3
Chiefs 16, Denver 14
 Chiefs 10, Green Bay 10
 Chiefs 6, Cincinnati 14
 Chiefs 14, Buffalo 23
 Chiefs 19, San Diego 0
Chiefs 19, Chicago 7
Chiefs 38, Houston 14
 Chiefs 10, Denver 14
Chiefs 20, Cleveland 20
 Chiefs 7, Oakland 37
Chiefs 33, San Diego 6

1974**(Won 5, Lost 9)**

Chiefs 24, N.Y. Jets 16
 Chiefs 7, Oakland 27
 Chiefs 17, Houston 7
Chiefs 14, Denver 17
Chiefs 24, Pittsburgh 34
 Chiefs 3, Miami 9
 Chiefs 24, San Diego 14
Chiefs 27, N.Y. Giants 33
Chiefs 7, San Diego 14
 Chiefs 42, Denver 34
 Chiefs 6, Cincinnati 33
 Chiefs 17, St. Louis 13
Chiefs 6, Oakland 7
Chiefs 15, Minnesota 35

1975**(Won 5, Lost 9)**

Chiefs 33, Denver 37
Chiefs 24, New York Jets 30
Chiefs 3, San Francisco 20
Chiefs 42, Oakland 10
 Chiefs 12, San Diego 10
Chiefs 26, Denver 13
Chiefs 13, Houston 17
 Chiefs 34, Dallas 31
 Chiefs 3, Pittsburgh 28
Chiefs 24, Detroit 21 (OT)
 Chiefs 14, Baltimore 28
Chiefs 20, San Diego 28
 Chiefs 14, Cleveland 40
 Chiefs 20, Oakland 28

Chiefs 28, Tampa Bay 19
Chiefs 0, Pittsburgh 45
 Chiefs 10, Oakland 21
Chiefs 24, Cincinnati 27
 Chiefs 23, San Diego 20
 Chiefs 16, Denver 17
Chiefs 39, Cleveland 14

1977

(Won 2, Lost 12)

Chiefs 17, New England 21
Chiefs 7, San Diego 23
Chiefs 28, Oakland 37
Chiefs 7, Denver 23
Chiefs 6, Baltimore 17
Chiefs 21, San Diego 16
Chiefs 7, Cleveland 44

Chiefs 20, Green Bay 10
Chiefs 27, Chicago 28
Chiefs 7, Denver 14
Chiefs 20, Houston 34
Chiefs 7, Cincinnati 27
Chiefs 31, Seattle 34
Chiefs 20, Oakland 21

NFL SCHEDULING

Here's the master schedule for the 1979 season and how it applies to the Chiefs and the other AFC West teams.

EACH TEAM: Home-and-home games with the four teams in the AFC West (Denver, Oakland, San Diego, Seattle). Total: 8 games. One game with teams 1-4 in a division of the NFC. For 1979, this will be the NFC West. Sites will depend upon order of finish within the divisions. This step does not apply to the fifth place team in the AFC West.

AFC WEST CHAMPION: Home games vs. NFC West 1 and 3. Away games vs. NFC West 2 and 4. Total: 4 games. One game with each of the two first and fourth place teams in the AFC. Home games vs. AFC East 1 and AFC Central 4. Away games vs. AFC Central 1 and AFC East 4. Total: 4 games.

SECOND PLACE TEAM IN AFC WEST: Home games vs. NFC West 2 and 4. Away games vs. NFC West 1 and 3. Total: 4 games. One game with each of the two second and third place teams in the AFC. Home games vs. AFC East 2 and AFC Central 3. Away games vs. AFC Central 2 and AFC East 3. Total: 4 games.

THIRD PLACE TEAM IN AFC WEST: Home games vs. NFC West 1 and 3. Away games vs. NFC West 2 and 4. Total: 4 games. One game with each of the two other AFC second and third place teams. Home games vs. AFC Central 2 and AFC East 3. Away games vs. AFC East 2 and AFC Central 3. Total: 4 games.

FOURTH PLACE TEAM IN AFC WEST: Home games vs. NFC West 2 and 4. Away games vs. NFC West 1 and 3. Total: 4 games. One game with each of the other AFC first and fourth place teams. Home games vs. AFC Central 1 and AFC East 4. Away games vs. AFC East 1 and AFC Central 4. Total: 4 games.

FIFTH PLACE TEAM IN AFC WEST: One game with each of teams 1-4 of the four-team division in the AFC. Home games vs. AFC Central 1 and 3. Away games vs. AFC Central 2 and 4. Total: 4 games. Home-and-home games with the other fifth place team in the AFC. Home game vs. AFC East 5. Away game vs. AFC East 5. Total: 2 games. One game with each of the fifth place teams in the NFC. Home game vs. NFC East 5. Away game vs. NFC Central 5.

TEXANS/CHIEFS PRESEASON RESULTS

1960 (6-0)

Dallas 20 Oakland 13 at Oakland
Dallas 27 Houston 10 at Tulsa, Oklahoma
Dallas 24 Boston 14 at Boston
Dallas 38 N.Y. Titans 14 at Abilene, Texas
Dallas 48 Denver 0 at Little Rock, Arkansas
Dallas 24 Houston 3 at Dallas

1961 (4-1)

Dallas 39 N.Y. Titans 28 at Dallas
Dallas 31 Denver 13 at Midland, Texas
Dallas 35 Buffalo 26 at Buffalo
Dallas 29 Denver 27 at Fort Worth, Texas
Dallas 10 San Diego 31 at San Diego

1962 (2-3)

Dallas 13 Oakland 3 at Atlanta
Dallas 24 Denver 27 at Fort Worth, Texas
Dallas 31 Houston 34 at Houston
Dallas 0 San Diego 17 at San Diego
Dallas 22 Oakland 6 at Midland, Texas

1963 (3-2)

Kansas City 14 San Diego 26 at San Diego
Kansas City 17 Buffalo 13 at Kansas City
Kansas City 35 Oakland 21 at Seattle
Kansas City 17 Houston 23 at Wichita, Kansas
Kansas City 30 Denver 16 at Kansas City

1964 (4-1)

Kansas City 21 Oakland 14 at Oakland
Kansas City 24 Buffalo 21 at Buffalo
Kansas City 14 San Diego 26 at Kansas City
Kansas City 14 Denver 10 at Fort Worth, Texas
Kansas City 27 Houston 17 at Houston

1965 (3-2)

Kansas City 30 Denver 24 at Denver
Kansas City 10 San Diego 31 at Kansas City
Kansas City 6 Oakland 23 at Oakland
Kansas City 18 Buffalo 16 at Wichita, Kansas
Kansas City 34 Boston 7 at Kansas City

1966 (4-0)

Kansas City 32 Denver 30 at Denver
Kansas City 33 Miami 0 at Miami
Kansas City 31 San Diego 21 at Anaheim, Calif.
Kansas City 31 Houston 20 at Kansas City

1967 (4-1)

Kansas City 24 Houston 9 at Houston
Kansas City 30 N.Y. Jets 17 at Birmingham, Ala.
Kansas City 48 Oakland 0 at Portland, Oregon
Kansas City 66 Chicago 24 at Kansas City
Kansas City 24 Los Angeles 44 at Los Angeles

1968 (4-1)

Kansas City 38 Cincinnati 14 at Cincinnati
Kansas City 13 Minnesota 10 at Minneapolis
Kansas City 13 St. Louis 10 at Kansas City
Kansas City 31 Oakland 21 at Kansas City
Kansas City 16 Los Angeles 36 at Los Angeles

1969 (6-0)

Kansas City 23 Oakland 17 at Birmingham, Ala.
Kansas City 38 Detroit 13 at Kansas City
Kansas City 23 Cincinnati 7 at Jackson, Miss.
Kansas City 42 Los Angeles 14 at Los Angeles
Kansas City 31 St. Louis 21 at St. Louis
Kansas City 14 Atlanta 10 at Kansas City

1970 (4-3)

Kansas City 24 College All-Stars 3 at Chicago
 Kansas City 30 Detroit 17 at Detroit
 Kansas City 3 Baltimore 17 at Kansas City
 Kansas City 16 Cleveland 13 at Memphis, Tenn.
 Kansas City 17 Atlanta 22 at Atlanta
 Kansas City 13 Dallas 0 at Dallas
 Kansas City 24 St. Louis 34 at St. Louis

1971 (4-1-1)

Kansas City 10 Baltimore 7 at Baltimore
 Kansas City 12 Atlanta 10 at Kansas City
 Kansas City 27 New Orleans 7 at New Orleans
 Kansas City 21 New York Jets 16 at Kansas City
 Kansas City 17 St. Louis 17 at Kansas City
 Kansas City 17 Dallas 24 at Dallas

1972 (5-2)

Kansas City 23 N.Y. Giants 17 at Canton, Ohio
 Kansas City 24 Chicago 10 at South Bend, Ind.
 Kansas City 24 St. Louis 14 at Arrowhead
 Kansas City 17 Baltimore 23 at Arrowhead
 Kansas City 19 Los Angeles 13 at Arrowhead
 Kansas City 20 Dallas 10 at Arrowhead
 Kansas City 0 Green Bay 30 at Milwaukee

1973 (2-4)

Kansas City 12 New Orleans 6 at Arrowhead
 Kansas City 16 Detroit 17 at Arrowhead
 Kansas City 10 Minnesota 13 at Arrowhead
 Kansas City 16 Green Bay 21 at Arrowhead
 Kansas City 16 Dallas 27 at Dallas
 Kansas City 16 St. Louis 7 at St. Louis

1974 (3-3)

Kansas City 20 Detroit 12 at Arrowhead
 Kansas City 21 Buffalo 35 at Arrowhead
 Kansas City 16 Los Angeles 58 at Los Angeles
 Kansas City 26 San Francisco 7 at Arrowhead
 Kansas City 16 Dallas 25 at Dallas
 Kansas City 31 St. Louis 16 at Arrowhead

1975 (3-3)

Kansas City 3 St. Louis 10 at Arrowhead
 Kansas City 26 Dallas 20 at Arrowhead
 Kansas City 24 Detroit 27 at Detroit
 Kansas City 6 Los Angeles 14 at Arrowhead
 Kansas City 31 Green Bay 3 at Arrowhead
 Kansas City 9 Buffalo 7 at Buffalo

1976 (2-4)

Kansas City 9 Houston 3 at Arrowhead (OT)
 Kansas City 10 Minnesota 13 at Arrowhead
 Kansas City 13 San Francisco 21 at San Francisco
 Kansas City 23 Washington 20 at Arrowhead
 Kansas City 21 Detroit 23 at Arrowhead
 Kansas City 14 St. Louis 31 at St. Louis

1977 (3-3)

Kansas City 0 Detroit 17 at Detroit
 Kansas City 23 Pittsburgh 21 at Arrowhead
 Kansas City 7 Washington 13 at Washington
 Kansas City 27 Los Angeles 19 at Arrowhead
 Kansas City 16 Atlanta 24 at Arrowhead
 Kansas City 37 St. Louis 20 at Arrowhead

CHIEFS ASSISTANT COACHES

John Beake 1968-74	Chuck Mills 1966
Tom Bettis 1966-77	Tommy O'Boyle 1966-74
Darrell "Pete" Brewster 1964-73	Steve Ortmyer 1975-77
Tom Catlin 1960-65	Tom Pratt 1963-77
Jack Christiansen 1977	Alvin Roy 1968-72
Walt Corey 1971-74	Bob Schnelker 1975-77
Vince Costello 1975-76	Joe Spencer 1975-77
Chet Franklin 1975-77	Bill Walsh 1960-74
Bob Ghilotti 1963	Eddie Wilson 1974
Ed Hughes 1960-62	

1977 AFC STAT LEADERS

LEADING SCORERS

	TD	TDR	TDP	TDM	XP	XPA	FG	FGA	PTS
1. E. Mann, Oak.....	0	0	0	0	39	42	20	28	99
2. T. Linhart, Balt.....	0	0	0	0	32	35	17	26	83
3. C. Bahr, Cin.....	0	0	0	0	25	26	19	27	82
4. D. Cockroft, Clev.	0	0	0	0	30	31	17	23	81
5. N. Moore, Mia.....	13	1	12	0	0	0	0	0	78
6. J. Smith, N.E.....	0	0	0	0	33	33	15	21	78
7. J. Turner, Den.....	1	0	1	0	31	34	13	19	76
8. R. Benirschke, S.D....	0	0	0	0	21	24	17	23	72
9. G. Yepremian, Mia. ...	0	0	0	0	37	40	10	22	67
10. F. Harris, Pitt.....	11	11	0	0	0	0	0	0	66

LEADING PASSERS

	Att.	Comp.	Pct.	Comp.	Yards	Avg.	TD	TD	Long	Int.	Pct.	Rating
				Gain							Int.	Points
1. B. Griese, Mia. ...	307	180	58.6	2252	7.34	22	7.2	73	13	4.2	88.0	
2. C. Morton, Den. ...	254	131	51.6	1929	7.59	14	5.5	81	8	3.1	82.1	
3. B. Jones, Balt.....	393	224	57.0	2686	6.83	17	4.3	78	11	2.8	80.7	
4. K. Stabler, Oak... ..	294	169	57.5	2176	7.40	20	6.8	44	20	6.8	75.2	
5. T. Bradshaw, Pitt.	314	162	51.6	2523	8.04	17	5.4	65	19	6.1	71.2	
6. K. Anderson, Cin.	323	166	51.4	2145	6.64	11	3.4	94	11	3.4	69.8	
7. S. Grogan, N.E. ...	305	160	52.5	2162	7.09	17	5.6	68	21	6.9	65.3	
8. D. Pastorini, Hou	319	169	53.0	1987	6.23	13	4.1	85	18	5.6	62.6	
9. B. Sipe, Clev.	195	112	57.4	1233	6.32	9	4.6	52	14	7.2	61.6	
10. R. Todd, N.Y.J. ...	265	133	50.2	1863	7.03	11	4.2	87	17	6.4	60.6	
11. M. Livingston, ..	282	143	50.7	1823	6.46	9	3.2	49	15	5.3	59.8	

K.C.

LEADING PASS RECEIVERS

	No.	Yards	Avg.	Long	TD
1. L. Mitchell, Balt.....	71	620	8.7	38	4
2. B. Chandler, Buff.	60	745	12.4	31	4
3. C. Gaines, N.Y.J.	55	469	8.5	31	1
4. N. Moore, Mia.	52	765	14.7	73	12
5. D. McCauley, Balt.	51	495	9.7	34	2
6. L. Swann, Pitt.....	50	789	15.8	46	7
7. W. White, K.C.	48	674	14.0	48	5
8. D. Casper, Oak.....	48	584	12.2	27	6
9. R. Young, S.D.....	48	423	8.8	28	0
10. J. Stallworth, Pitt.....	44	784	17.8	49	7

LEADING INTERCEPTORS

	No.	Yards	Avg.	Long	TD
1. L. Blackwood, Balt.	10	163	16.3	37	0
2. T. Greene, Buff.	9	144	16.0	47	0
3. G. Barbaro, K.C.	8	165	20.6	102	1
4. M. Clark, Buff.	7	151	21.6	43	0
6. J. Tatum	6	146	24.3	41	0
7. T. Darden, Clev.	6	107	17.8	49	1
8. M. Blount, Pitt.	6	65	10.8	37	0
9. A. Beamon, Sea.....	6	36	6.0	20	0

LEADING RUSHERS

	Att.	Yards	Avg.	Long	TD
1. M. Van Eeghen, Oak	324	1273	3.9	27	7
2. F. Harris, Pitt.....	300	1162	3.9	61	11
3. L. Mitchell, Balt.....	301	1159	3.9	64	3
4. G. Pruitt, Clev.....	236	1086	4.6	78	3
5. S. Cunningham, N.E.	270	1015	3.8	31	4
6. C. Davis, Oak	194	787	4.1	37	5
7. S. Smith, Sea	163	763	4.7	39	4
8. C. Miller, Clev.....	163	756	4.6	38	4
9. D. Calhoun, N.E.	198	727	3.7	25	4
10. R. Coleman, Hou.	185	660	3.6	22	5

LEADING PUNTERS

	Net Punts	Gross Yards	Gross Long	Gross Avg.	TB	Blk	Opp Ret.	Ret Yards	In 20	Net Avg.
1. R. Guy, Oak	59	2552	74	43.3	14	0	31	217	11	34.8
2. P. McNally, Cin.	67	2802	67	41.8	3	1	37	267	16	36.4
3. J. Wilson, K.C.	88	3510	59	39.9	5	1	50	703	11	30.4
4. M. Bateman, Buff.	81	3229	75	39.9	10	2	42	604	14	29.2
5. H. Weaver, Sea.....	58	2293	59	39.5	4	1	39	336	10	31.8
6. C. Parsley, Hou.....	77	3030	55	39.4	9	2	46	340	12	31.8
7. B. Dilts, Den.....	90	3525	63	39.2	5	0	55	397	19	33.6
8. G. Coleman, Clev.....	61	2389	58	39.2	2	0	31	558	23	29.4
9. D. Lee, Balt.	82	3142	59	38.3	9	2	44	481	19	29.5
10. M. Michel, Mia.....	35	1338	61	38.2	0	0	22	202	9	32.5

LEADING PUNT RETURNERS

	No.	FC	Yards	Avg.	Long	TD
1. B. Johnson, Hou.	35	8	539	15.4	87	2
2. S. Morgan, N.E.	16	2	220	13.8	53	0
3. K. Moody, Buff.	15	6	196	13.1	91	1
4. M. Fuller, S.D.	28	2	360	12.9	88	1
5. R. Upchurch, Den.	51	6	653	12.8	87	1
6. B. Harper, N.Y.J.	34	5	425	12.5	49	0
7. T. Davis, Cin.	19	6	220	11.6	70	0
8. J. Kimbrough, Buff.....	16	1	184	11.5	73	1
9. J. Rodgers, S.D.	15	0	158	10.5	52	0
10. N. Colzie, Oak	32	6	334	10.4	23	0

LEADING KICKOFF RETURNERS

	No.	Yards	Avg.	Long	TD
1. R. Clayborn, N.E.	28	869	31.0	101	3
2. G. Davis, Mia	14	414	29.6	73	0
3. B. Johnson, Hou.	25	630	25.2	76	1
4. B. Harper, N.Y.J.	42	1035	24.6	60	0
5. J. Smith, Pitt.	16	381	23.8	37	0
6. J. Kimbrough, Buff.....	15	346	23.1	27	0
7. L. Smith, Pitt.	16	365	22.8	33	0
8. R. Upchurch, Den.	20	456	22.8	32	0
9. A. Hunter, Sea.....	36	820	22.8	41	0
10. B. Laird, Balt.	24	541	22.5	35	0

CHIEFS TRAVEL PLANS

The Chiefs travel to all opponent cities via airline charter. Chiefs charters are scheduled to arrive at the opponent city at approximately 2:00 p.m. the afternoon prior to kickoff and depart for Kansas City immediately following the game.

Chiefs director of public relations Bob Sprenger will arrive in each opponent city on either Tuesday or Wednesday of game week.

MEDIA FACILITIES

The Press/Radio/Television box at Arrowhead is located on the south side of the stadium on two levels. Entrance to the Radio/Television level (Plaza) and working press level (Club) is through Gate E. The Chiefs provide complete photo darkroom facilities for use on game day and requests for use of these darkrooms should be made in advance to the Chiefs public relations office.

1978 NATIONAL FOOTBALL LEAGUE SCHEDULE

(All times local)

SATURDAY, SEPTEMBER 2 (First Weekend)

1. New York Giants at Tampa Bay 8:00

SUNDAY, SEPTEMBER 3

2. Green Bay at Detroit 1:00
 3. Houston at Atlanta 1:00
4. Kansas City at Cincinnati **1:00**
 5. Los Angeles at Philadelphia 1:00
 6. Miami at New York Jets 1:00
 7. Minnesota at New Orleans 1:00
 8. Oakland at Denver 2:00
 9. Pittsburgh at Buffalo 1:00
 10. St. Louis at Chicago 1:00
 11. San Diego at Seattle 1:00
 12. San Francisco at Cleveland 1:00
 13. Washington at New England 1:00

MONDAY, SEPTEMBER 4

14. Baltimore at Dallas 8:00

SATURDAY, SEPTEMBER 9 (Second Weekend)

15. Detroit at Tampa Bay 8:00

SUNDAY, SEPTEMBER 10

16. Atlanta at Los Angeles 1:00
 17. Chicago at San Francisco 1:00
 18. Cincinnati at Cleveland 1:00
 19. Dallas at New York Giants 1:00
20. Houston at Kansas City **1:00**
 21. Miami at Baltimore 4:00
 22. New England at St. Louis 1:00
 23. New Orleans vs. Green Bay at Milwaukee 1:00
 24. New York Jets at Buffalo 4:00
 25. Oakland at San Diego 1:00
 26. Philadelphia at Washington 1:00
 27. Seattle at Pittsburgh 1:00

MONDAY, SEPTEMBER 11

28. Denver at Minnesota 8:00

SUNDAY, SEPTEMBER 17 (Third Weekend)

29. Buffalo at Miami 4:00
 30. Chicago at Detroit 1:00
 31. Cleveland at Atlanta 1:00
 32. Dallas at Los Angeles 1:00
33. Kansas City at New York Giants **1:00**
 34. Oakland at Green Bay 1:00
 35. Philadelphia at New Orleans 1:00
 36. Pittsburgh at Cincinnati 1:00
 37. San Diego at Denver 2:00
 38. San Francisco at Houston 1:00
 39. Seattle at New York Jets 1:00
 40. Tampa Bay at Minnesota 1:00
 41. Washington at St. Louis 1:00

MONDAY, SEPTEMBER 18

42. Baltimore at New England 9:00

SUNDAY, SEPTEMBER 24 (Fourth Weekend)

43. Atlanta at Tampa Bay 4:00
 44. Baltimore at Buffalo 1:00
 45. Cleveland at Pittsburgh 1:00
46. Denver at Kansas City **1:00**
 47. Detroit at Seattle 1:00
 48. Green Bay at San Diego 1:00
 49. Los Angeles at Houston 1:00
 50. Miami at Philadelphia 1:00
 51. New England at Oakland 6:00
 52. New Orleans at Cincinnati 1:00
 53. New York Jets at Washington 1:00
 54. St. Louis at Dallas 3:00
 55. San Francisco at New York Giants 4:00

MONDAY, SEPTEMBER 25

56. Minnesota at Chicago..... 8:00

SUNDAY, OCTOBER 1 (Fifth Weekend)

57. Cincinnati at San Francisco..... 1:00

58. Detroit vs. Green Bay at Milwaukee 1:00

59. Houston at Cleveland 1:00

60. Kansas City at Buffalo 1:00

61. Los Angeles at New Orleans 1:00

62. Minnesota at Tampa Bay 1:00

63. New York Giants at Atlanta 1:00

64. Oakland at Chicago 3:00

65. Philadelphia at Baltimore 2:00

66. Pittsburgh at New York Jets..... 1:00

67. St. Louis at Miami..... 1:00

68. San Diego at New England 1:00

69. Seattle at Denver 2:00

MONDAY, OCTOBER 2

70. Dallas at Washington..... 9:00

SUNDAY, OCTOBER 8 (Sixth Weekend)

71. Atlanta at Pittsburgh 1:00

72. Baltimore at St. Louis..... 1:00

73. Buffalo at New York Jets 1:00

74. Chicago at Green Bay 1:00

75. Cleveland at New Orleans..... 1:00

76. Denver at San Diego 1:00

77. Houston at Oakland 1:00

78. Minnesota at Seattle 1:00

79. New York Giants at Dallas 1:00

80. Philadelphia at New England..... 1:00

81. San Francisco at Los Angeles 1:00

82. Tampa Bay at Kansas City 1:00

83. Washington at Detroit..... 1:00

MONDAY, OCTOBER 9

84. Cincinnati at Miami 8:30

SUNDAY, OCTOBER 15 (Seventh Weekend)

85. Buffalo at Houston 1:00

86. Dallas at St. Louis..... 1:00

87. Detroit at Atlanta 1:00

88. Kansas City at Oakland..... 1:00

89. Los Angeles at Minnesota..... 3:00

90. Miami at San Diego 1:00

91. New England at Cincinnati 1:00

92. New Orleans at San Francisco 1:00

93. New York Jets at Baltimore..... 2:00

94. Pittsburgh at Cleveland 1:00

95. Seattle vs. Green Bay at Milwaukee 1:00

96. Tampa Bay at New York Giants..... 1:00

97. Washington at Philadelphia..... 1:00

MONDAY, OCTOBER 16

98. Chicago at Denver 7:00

SUNDAY, OCTOBER 22 (Eighth Weekend)

99. Atlanta at San Francisco..... 1:00

100. Chicago at Tampa Bay 1:00

101. Cincinnati at Buffalo 1:00

102. Cleveland at Kansas City 1:00

103. Denver at Baltimore 4:00

104. Green Bay at Minnesota 1:00

105. Miami at New England 1:00

106. New Orleans at Los Angeles 1:00

107. Oakland at Seattle 1:00

108. Philadelphia at Dallas..... 1:00

109. St. Louis at New York Jets..... 1:00

110. San Diego at Detroit 1:00

111. Washington at New York Giants 1:00

MONDAY, OCTOBER 23

112. Houston at Pittsburgh..... 9:00

THURSDAY, OCTOBER 26 (Ninth Weekend)

113. Minnesota at Dallas..... 7:30

SUNDAY, OCTOBER 29

114. Baltimore at Miami..... 4:00

115. Buffalo at Cleveland..... 1:00

116. Denver at Seattle..... 1:00

117. Detroit at Chicago..... 1:00

118. Houston at Cincinnati..... 1:00

119. Kansas City at Pittsburgh..... 1:00

120. New York Giants at New Orleans..... 1:00

121. New York Jets at New England..... 1:00

122. St. Louis at Philadelphia..... 1:00

123. San Diego at Oakland..... 1:00

124. San Francisco at Washington..... 1:00

125. Tampa Bay at Green Bay..... 1:00

MONDAY, OCTOBER 30

126. Los Angeles at Atlanta..... 9:00

SUNDAY, NOVEMBER 5 (Tenth Weekend)

127. Cincinnati at San Diego..... 1:00

128. Cleveland at Houston..... 1:00

129. Dallas at Miami..... 4:00

130. Detroit at Minnesota..... 1:00

131. Green Bay at Philadelphia..... 1:00

132. New England at Buffalo..... 1:00

133. New Orleans at Pittsburgh..... 1:00

134. New York Giants at St. Louis..... 12:00

135. New York Jets at Denver..... 2:00

136. Oakland at Kansas City..... 1:00

137. San Francisco at Atlanta..... 1:00

138. Seattle at Chicago..... 1:00

139. Tampa Bay at Los Angeles..... 1:00

MONDAY, NOVEMBER 6

140. Washington at Baltimore..... 9:00

SUNDAY, NOVEMBER 12 (Eleventh Weekend)

141. Atlanta at New Orleans..... 1:00

142. Baltimore at Seattle..... 1:00

143. Chicago at Minnesota..... 3:00

144. Dallas vs. Green Bay at Milwaukee..... 1:00

145. Denver at Cleveland..... 1:00

146. Houston at New England..... 1:00

147. Kansas City at San Diego..... 1:00

148. Miami at Buffalo..... 1:00

149. New York Giants at Washington..... 1:00

150. New York Jets at Philadelphia..... 1:00

151. Pittsburgh at Los Angeles..... 5:00

152. St. Louis at San Francisco..... 1:00

153. Tampa Bay at Detroit..... 1:00

MONDAY, NOVEMBER 13

154. Oakland at Cincinnati..... 9:00

SUNDAY, NOVEMBER 19 (Twelfth Weekend)

155. Atlanta at Chicago..... 1:00

156. Buffalo at Tampa Bay..... 1:00

157. Cincinnati at Pittsburgh..... 4:00

158. Cleveland at Baltimore..... 2:00

159. Detroit at Oakland..... 1:00

160. Green Bay at Denver..... 2:00

161. Los Angeles at San Francisco..... 1:00

162. New England at New York Jets..... 1:00

163. New Orleans at Dallas..... 1:00

164. Philadelphia at New York Giants..... 1:00

165. St. Louis at Washington..... 1:00

166. San Diego at Minnesota..... 1:00

167. Seattle at Kansas City..... 1:00**MONDAY, NOVEMBER 20**

168. Miami at Houston..... 8:00

THURSDAY, NOVEMBER 23 (Thirteenth Weekend)

(Thanksgiving Day)

169. Denver at Detroit	12:30
170. Washington at Dallas.....	2:30

SUNDAY, NOVEMBER 26

171. Cincinnati at Houston	1:00
172. Los Angeles at Cleveland	1:00
173. Minnesota at Green Bay	1:00
174. New England at Baltimore	4:00
175. New York Giants at Buffalo.....	1:00
176. New York Jets at Miami	1:00
177. New Orleans at Atlanta.....	1:00
178. Philadelphia at St. Louis.....	1:00
179. San Diego at Kansas City	1:00
180. Seattle at Oakland	1:00
181. Tampa Bay at Chicago	1:00

MONDAY, NOVEMBER 29

182. Pittsburgh at San Francisco	6:00
--	------

SUNDAY, DECEMBER 3 (Fourteenth Weekend)

183. Atlanta at Cincinnati.....	1:00
184. Baltimore at New York Jets.....	1:00
185. Buffalo at Kansas City	1:00
186. Cleveland at Seattle	1:00
187. Denver at Oakland	6:00
188. Detroit at St. Louis.....	1:00
189. Green Bay at Tampa Bay	1:00
190. Los Angeles at New York Giants	1:00
191. Miami at Washington.....	1:00
192. New England at Dallas	3:00
193. Philadelphia at Minnesota.....	1:00
194. Pittsburgh at Houston.....	1:00
195. San Francisco at New Orleans	1:00

MONDAY, DECEMBER 4

196. Chicago at San Diego	6:00
---------------------------------	------

SATURDAY, DECEMBER 9 (Fifteenth Weekend)

197. Baltimore at Pittsburgh.....	1:00
198. Minnesota at Detroit.....	4:00

SUNDAY, DECEMBER 10

199. Buffalo at New England	1:00
200. Dallas at Philadelphia.....	1:00
201. Green Bay at Chicago	1:00
202. Houston at New Orleans.....	1:00
203. Kansas City at Denver	2:00
204. New York Jets at Cleveland	1:00
205. Oakland at Miami	4:00
206. St. Louis at New York Giants	1:00
207. Seattle at San Diego	1:00
208. Tampa Bay at San Francisco	1:00
209. Washington at Atlanta	1:00

MONDAY, DECEMBER 11

210. Cincinnati at Los Angeles	6:00
--------------------------------------	------

SATURDAY, DECEMBER 16 (Sixteenth Weekend)

211. Chicago at Washington.....	1:00
212. Pittsburgh at Denver	2:00

SUNDAY, DECEMBER 17

213. Atlanta at St. Louis	1:00
214. Buffalo at Baltimore	2:00
215. Cleveland at Cincinnati.....	1:00
216. Dallas at New York Jets	1:00
217. Green Bay at Los Angeles	1:00
218. Kansas City at Seattle	1:00
219. Minnesota at Oakland	1:00
220. New Orleans at Tampa Bay	1:00
221. New York Giants at Philadelphia.....	1:00
222. San Diego at Houston	3:00
223. San Francisco at Detroit	1:00

MONDAY, DECEMBER 18

224. New England at Miami	9:00
---------------------------------	------

1978 KANSAS CITY CHIEFS FIRST YEAR ROSTER

NAME	Pos.	Ht.	Wt.	Birthdate	Birthplace	College	How Acq.
ANDERSON, GREG	CB	5-9	175	9/15/53	Chicago, Ill.	Montana	FA
ANDERSON, STEVE	G/C	6-3	250	4/15/55	Vancouver, Wash.	Colorado State	FA
BAKER, DENNIS	G/T	6-2	250	11/21/55	Hastings, Neb.	Wyoming	FA.
BALL, AARON (1)	LB	6-2	230	10/14/55	Los Angeles, Calif.	Cal State Fullerton	FA
BARNEY, MIKE	RB	6-1	197	12/23/54	Camden, N.J.	Duke	FA
BAUER, DAVE	LB	6-2	213	3/7/56	Red Bank, N.J.	Villanova	FA
BIRDSONG, MIKE	T	6-3	270	12/6/56	Mobile, Ala.	Vanderbilt	FA
BROCK, WILLIE	C	6-2	246	9/20/55	Vancouver, Wash.	Colorado	D-12
BROWN, KEN (1)	C	6-3	240	4/19/55	Saginaw, Mich.	New Mexico	FA
BROWN, LARRY	T	6-5	263	6/4/55	Jacksonville, Fla.	Miami (Florida)	D-9
BRYANT, EARL	DE/DT	6-4	277	11/4/55	Hattiesburg, Miss.	Jackson State	D-10
BRYANT, MICHAEL	RB	6-0	196	1/3/55	Baton Rouge, La.	Southern	FA
CAREY, DWIGHT	DT	6-3	247	9/16/54	Dallas, Tex.	Texas-Arlington	D-5b
CLAUD, CHARLIE	TE/LB	6-2	211	5/3/55	Big Springs, Tex.	Miami (Florida)	FA
CLEGG, ALBERT	S	6-2	195	9/23/53	Compton, Calif.	New Mexico	FA
DAVIS, MARVIN	LB	6-4	245	5/25/52	Shreveport, La.	Southern	FA
DIXON, LARRY	CB	5-9	175	2/10/55	Jackson, Miss.	Mississippi State	FA
ELLIOTT, ROBERT	RB	6-0	200	10/23/55	El Paso, Tex.	Texas El Paso	FA
HICKS, SYLVESTER	DT/DE	6-4	248	4/2/55	Jackson, Tenn.	Tennessee State	D-2
JOHNSON, DANNY	LB	6-1	216	5/7/55	Normandy, Tenn.	Tennessee State	D-4a
KELLAR, BILL	WR	5-11	187	2/8/56	Longview, Wash.	Stanford	D-7b

LaGARDE, ROBERT	WR	5-10	181	3/10/55	New Orleans, La.	Colorado	FA
McRAE, JERROLD	WR	6-1	201	4/9/55	Laurel, Miss.	Tennessee State	D-5a
MANSON, JOHN	S	6-0	187	12/9/55	Long Beach, Calif.	University of San Diego	FA
METOYER, MIKE	LB	6-3	198	1/20/54	Los Angeles, Calif.	Colorado	FA
MILO, RAY	S	5-11	178	2/19/54	Conroe, Tex.	New Mexico State	D-11
MOORE, MIKE	RB	5-11	205	3/28/57	Montgomery, Ala.	Grambling	FA
MONROE, EARL	LB	6-2	220	2/5/57	Atlanta, Ga.	Miami (Florida)	FA
ODOM, RICKY	DB	6-0	183	9/16/56	Jonesboro, La.	Southern California	D-7a
OTTO, MIKE (1)	LB	6-3	230	6/6/54	Denver, Colo.	Nevada Las Vegas	FA
PATTERSON, JOHN	T	6-5	265	4/6/56	Bronxville, N.Y.	Duke	FA
PETERSEN, GARY	DT	6-4	280	2/14/55	Lehi, Utah	Brigham Young	FA
REEVE, DAVE	P/K	6-2	203	2/18/56	Evansville, Ind.	Notre Dame	FA
RODGERS, OTIS (1)	LB	6-3	228	7/25/54	Tampa, Fla.	Iowa State	FA
ROWLAND, RONNIE	RB	6-0	205	1/30/55	Muskigan, Mich.	Washington	FA
SANDERS, CLARENCE (1)	LB	6-4	228	12/28/52	Montgomery, Ala.	Cincinnati	FA
SMITH, JOHN (1)	RB	5-11	186	9/1/54	Sacramento, Calif.	Boise State	FA
SPANI, GARY	LB	6-2	230	1/9/56	Satanta, Ks.	Kansas State	D-3
STILL, ART	DE	6-7	252	12/5/55	Camden, N.J.	Kentucky	D-1
STOUT, BILL	T	6-3	250	12/4/54	Seattle, Wash.	Puget Sound	FA
TAGGART, DWAYNE (1)	WR	6-0	180	8/30/53	Los Angeles, Calif.	Texas Southern	FA
TROTTER, ALAN	CB	5-10	180	11/29/55	El Paso, Tex.	New Mexico State	FA
WASHINGTON, NATE	DE	6-7	240	2/7/54	Cleveland, Ohio	Iowa	FA
WHITE, JOHN HENRY	RB	5-9	191	8/28/55	Shreveport, La.	Louisiana Tech	D-8
WOODS, PETE	QB	6-3	214	11/29/55	University City, Mo.	Missouri	D-4b
WOODS, ROBERT	WR/KR	5-6	159	7/3/55	New Orleans, La.	Grambling	D-5c
WUNDERLY, DON (1)	DT	6-3	240	7/26/50	Fort Scott, Ks.	Arkansas	FA

(1) Denotes player with previous NFL training camp experience

KANSAS CITY CHIEFS 1978 VETERAN ROSTER

No.	NAME	Pos.	Ht.	Wt.	NFL Exp.	Birthdate	Birthplace	College	Residence	Games In '77
11	ADAMS, TONY	QB	6-0	198	4	3/19/50	San Antonio, Tex.	Utah State	Overland Park, Ks.	14
7	ANDRUSYSHYN, ZENON	P	6-2	210	1	2/25/48	Oakville, Ontario	UCLA	Port Credit, Ontario	0*
56	ANE, CHARLIE	C	6-1	233	4	8/12/52	Los Angeles, Calif.	Michigan State	Honolulu, Hawaii	14
39	BAILEY, MARK	RB	6-3	237	2	12/13/54	Lynwood, Calif.	Cal St., Long Beach	Long Beach, Calif.	14
26	BARBARO, GARY	S	6-3	198	3	2/11/54	New Orleans La.	Nicholls State	Metairie, La.	14
85	BECKMAN, ED	TE	6-4	223	2	1/2/55	Miami, Fla.	Florida State	Miami, Fla.	14
43	BROCKINGTON, JOHN	RB	6-1	225	8	9/7/48	Brooklyn, N.Y.	Ohio State	Lajolla, Calif.	10
83	BRUNSON, LARRY	WR	5-11	180	5	8/11/49	Little Rock, Ark.	Colorado	Denver, Colo.	11
59	BURKS, RAY	LB	6-2	217	2	3/9/55	Gardena, Calif.	UCLA	Los Angeles, Calif.	13
37	COLLIER, TIM	CB	5-11	166	3	5/31/54	Dallas, Tex.	East Texas State	Kansas City, Mo.	9
65	CONDON, TOM	G	6-3	240	4	10/26/52	Bessemer, Ala.	Alabama	Bessemer, Ala.	13
80	DORSEY, LARRY	WR	6-1	190	3	8/15/53	Derby, Conn.	Boston College	Towson, Md.	14
40	DAVIS, RICKY	DB	6-0	180	4	5/18/53	Corinth, Miss.	Tennessee State	Corinth, Miss.	14
54	ELROD, JIMBO	LB	6-0	223	3	5/25/54	Memphis, Tenn.	Oklahoma	Kansas City, Mo.	14
61	FRAZIER, CLIFF	DT	6-4	265	2	11/23/52	St. Louis, Mo.	UCLA	Beverly Hills, Calif.	14
77	GETTY, CHARLIE	G	6-4	260	5	7/24/52	Paterson, N.J.	Penn State	Raytown, Mo.	14
46	GRAY, TIM	S	6-1	200	4	11/11/52	Houston, Tex.	Texas A & M	Kansas City, Mo.	10
24	GREEN, GARY	CB	5-11	184	2	10/22/55	San Antonio, Tex.	Baylor	Waco, Texas	11
62	HELTON, DARIUS	G	6-2	260	2	10/2/54	Charlotte, N.C.	N. Carolina Central	Durham, N.C.	6
60	HERKENHOFF, MATT	T	6-4	255	3	4/12/51	Melrose, Minn.	Minnesota	Bloomington, Minn.	14
52	HOWARD, THOMAS	LB	6-2	208	2	8/18/54	Lubbock, Tex.	Texas Tech	Lubbock, Tex.	13
	IMHOF, MARTIN	DE	6-6	250	7	10/9/49	Seattle, Wash.	San Diego State	Solana Beach, Ca.	0
42	LANE, MacARTHUR	RB	6-1	220	11	3/16/42	Oakland, Calif.	Utah State	Oakland, Calif.	3

78	LEE, WILLIE	DT	6-4	250	3	7/13/50	Daytona Beach, Fla.	Bethune-Cookman	Daytona Beach, Calif.	14
10	LIVINGSTON, MIKE	QB	6-4	210	11	11/14/45	Dallas, Texas	Southern Methodist	Leawood, Ks.	13
71	LLOYD, JEFF	DE	6-6	255	2	3/14/54	St. Mary's, Pa.	West Texas State	Canyon, Tex.	0
87	LOHMEYER, JOHN	DE	6-4	229	5	1/15/51	Emporia, Ks.	Emporia State	Emporia, Ks.	14
22	McKNIGHT, TED	RB	6-1	203	2	2/26/54	Duluth, Minn.	Minnesota-Duluth	Minneapolis, Minn.	13
89	MARSHALL, HENRY	WR	6-2	205	3	8/9/54	Broxtton, Ga.	Missouri	Independence, Mo.	14
21	MORGADO, ARNOLD	RB	6-0	210	2	3/27/52	Honolulu, Hawaii	Hawaii	Honolulu, Hawaii	14
70	NICHOLSON, JIM	T	6-6	275	5	2/28/50	Honolulu, Hawaii	Michigan State	Kansas City, Mo.	12
64	PAUL, WHITNEY	DE	6-3	220	3	10/8/53	Galveston, Tex.	Colorado	Galveston, Tex.	14
32	REED, TONY	RB	5-11	197	2	3/30/55	San Francisco, Calif.	Colorado	Overland Park, Ks.	14
55	ROZUMEK, DAVE	LB	6-1	212	3	4/25/54	Lawrence, Mass.	New Hampshire	Lawrence, Mass.	14
58	RUDNAY, JACK	C	6-3	240	9	11/20/47	Cleveland, Ohio	Northwestern	Lee's Summit, Mo.	14
81	SAMUELS, TONY	TE	6-4	229	2	12/30/54	Tampa, Fla.	Bethune-Cookman	Daytona Beach, Fla.	14
12	SHAW, DENNIS	QB	6-2	210	8	3/3/47	Los Angeles, Calif.	San Diego State	Claremont, Calif.	0
73	SIMMONS, BOB	T	6-4	260	2	7/7/54	Temple, Tex.	Texas	Austin, Tex.	14
72	SIMONS, KEITH	DT	6-3	254	3	4/26/54	Ypsilanti, Mich.	Minnesota	Minneapolis, Minn.	14
3	STENERUD, JAN	K	6-2	187	12	11/26/43	Fetsund, Norway	Montana State	Prairie Village, Ks.	14
18	THOMAS, EMMITT	CB	6-2	192	13	6/3/43	Angleton, Tex.	Bishop	Kansas City, Mo.	14
6	VITALI, MARK	QB	6-5	209	2	7/13/55	St. Charles, Ill.	Purdue	St. Charles, Ill.	0
84	WADE, CHARLIE	WR	5-9	160	4	2/23/50	Nashville, Tenn.	Tennessee State	Nashville, Tenn.	5
76	WALTERS, ROD	G/T	6-3	258	2	2/27/54	Lansing, Mich.	Iowa	Iowa City, Iowa	0
25	WESSON, RICKY	DB	5-9	163	2	6/29/55	Dallas, Texas	Southern Methodist	Dallas, Texas	14
88	WHITE, WALTER	TE	6-3	218	4	7/19/51	Charlottesville, Va.	Maryland	Kansas City, Mo.	13
66	WICKERT, TOM	G/T	6-4	252	5	4/5/52	Astoria, Ore.	Washington State	Greenbrae, Calif.	5

1978 CHIEFS DEPTH CHART

Note: Veterans are listed in caps

OFFENSE

Wide Receiver	Left Tackle	Left Guard	Center	Right Guard	Right Tackle
89 HENRY MARSHALL	60 MATT HERKENHOFF	73 BOB SIMMONS	58 JACK RUDNAY	65 TOM CONDON	70 JIM NICHOLSON
Jerrold McRae	Bill Stout	76 ROD WALTERS	56 CHARLIE ANE	62 DARIUS HELTON	77 CHARLIE GETTY
Dwayne Taggart	Mike Birdsong	66 TOM WICKERT	Willie Brock	Dennis Baker	Larry Brown
Bill Kellar	John Patterson	Steve Anderson	Ken Brown		

Halfback	Quarterback	Tight End	Fullback	Wide Receiver
32 TONY REED	10 MIKE LIVINGSTON	88 WALTER WHITE	42 MacARTHUR LANE	83 LARRY BRUNSON
22 TED McKNIGHT	11 TONY ADAMS	81 TONY SAMULES	43 JOHN BROCKINGTON	LARRY DORSEY
John Smith	6 MARK VITALI	85 ED BECKMAN	39 MARK BAILEY	84 CHARLIE WADE
John Henry White	12 DENNIS SHAW	Charlie Claud	21 ARNOLD MORGADO	Robert Woods
Mike Barney	Pete Woods			Robert LaGarde
Robert Elliott				
Mike Bryant				
Ronnie Rowland				
Robert Elliott				
Mike Moore				

DEFENSE

Left End	Nose Tackle	Right End	Left Outside Linebacker	Left Inside Linebacker
78 WILLIE LEE	87 JOHN LOHMEYER	72 KEITH SIMONS	64 WHITNEY PAUL	57 JIMBO ELROD
72 JEFF LLOYD	Dwight Carey	Sylvester Hicks	59 RAY BURKS	Aaron Ball
Art Still	Gary Petersen	Earl Bryant	Earl Monroe	Gary Spani
MARTIN IMHOF	61 CLIFF FRAZIER	Nate Washington	Dave Bauer	
	Don Wunderly			

Right Inside Linebacker	Right Outside Linebacker	Left Cornerback	Strong Safety	Weak Safety	Right Corner
55 DAVE ROZUMEK	52 THOMAS HOWARD	24 GARY GREEN	46 TIM GRAY	26 GARY BARBARO	37 TIM COLLIER
Clarence Sanders	50 OTIS RODGERS	25 RICKY WESSON	40 RICKY DAVIS	Ricky Odom	18 EMMITT THOMAS
Mike Otto	Danny Johnson	Larry Dixon	Ray Milo		Alan Trotter
	Mike Metoyer	Greg Anderson	John Manson		

SPECIALISTS

Placekickers	Punters	Kick Centers	Holders	Punt Returns	Kickoff Returns
3 JAN STENERUD	7 ZENON ANDRUSYSHYN	56 CHARLIE ANE	11 TONY ADAMS	24 GARY GREEN	22 TED MCKNIGHT
Dave Reeve		Willie Brock	26 GARY BARBARO	83 LARRY BRUNSON	83 LARRY BRUNSON
			40 RICKY DAVIS	Robert Woods	Robert Woods

AFL/AFC LEADERS BY SEASONS

RUSHING

Year	Player, Team	No.	Yds.	Avg.	TD	Long
1960	HAYNES, Dallas	156	875	5.6	9	43
1961	Cannon, Houston.....	200	948	4.7	6	61
1962	Gilchrist, Buffalo.....	214	1096	5.1	13	44
1963	Daniels, Oakland.....	215	1099	5.1	3	74
1964	Gilchrist, Buffalo.....	230	981	4.3	6	51
1965	Lowe, San Diego.....	222	1121	5.1	7	59
1966	Nance, Boston.....	299	1458	4.9	11	65
1967	Nance, Boston.....	269	1216	4.5	7	53
1968	Robinson, Cincinnati.....	238	1023	4.3	8	87
1969	Post, San Diego.....	182	873	4.8	6	60
1970	Little, Denver.....	209	901	4.3	3	80
1971	Little, Denver.....	284	1133	4.0	6	40
1972	Simpson, Buffalo.....	292	1251	4.3	6	94
1973	Simpson, Buffalo.....	332	2003	6.0	12	80
1974	Armstrong, Denver.....	263	1407	5.3	9	43
1975	Simpson, Buffalo.....	329	1817	5.5	16	88
1976	Simpson, Buffalo.....	290	1503	5.2	8	75
1977	van Eeghen, Oakland.....	324	1273	3.9	7	27

PASSING

Year	Player, Team	Att.	Comp.	Int.	Yds.	TD	Pct.
1960	Kemp, Los Angeles.....	406	211	25	3018	20	.520
1961	Blanda, Houston.....	362	187	22	3330	36	.517
1962	DAWSON, Dallas	310	189	17	2759	29	.609
1963	Rote, San Diego.....	286	170	17	2510	20	.594
1964	DAWSON, Kansas City	354	199	18	2379	30	.562
1965	Hadl, San Diego.....	348	174	20	2798	21	.500
1966	DAWSON, Kansas City	284	159	10	2527	26	.560
1967	Lamonica, Oakland.....	425	220	20	3228	30	.518
1968	DAWSON, Kansas City	224	131	9	2109	17	.585
1969	Cook, Cincinnati.....	197	106	11	1854	15	.538
1970	Lamonica, Oakland.....	356	179	15	2516	22	.503
1971	Griese, Miami.....	263	145	9	2089	19	.551
1972	Morrall, Miami.....	150	83	7	1360	11	.553
1973	Stabler, Oakland.....	260	163	10	1997	14	.627
1974	Anderson, Cincinnati.....	328	213	10	2667	18	.649
1975	Anderson, Cincinnati.....	377	228	11	3169	21	.605
1976	Stabler, Oakland.....	291	194	17	2737	27	.667
1977	Griese, Miami.....	307	180	13	2252	22	.586

PASS RECEIVING

Year	Player, Team	No.	Yds.	Avg.	TD	Long
1960	Taylor, Denver.....	92	1235	13.4	12	61
1961	Taylor, Denver.....	100	1176	12.7	4	52
1962	Taylor, Denver.....	77	908	11.7	4	45
1963	Taylor, Denver.....	78	1101	14.1	10	72
1964	Hennigan, Houston.....	101	1546	15.3	8	53
1965	Taylor, Denver.....	85	1131	13.3	6	63
1966	Alworth, San Diego.....	73	1383	18.9	13	78
1967	Sauer, New York.....	75	1189	15.9	6	61
1968	Alworth, San Diego.....	68	1312	19.3	10	80
1969	Alworth, San Diego.....	64	1003	15.7	4	76
1971	Biletnikoff, Oakland.....	61	929	15.2	9	49
1972	Biletnikoff, Oakland.....	58	802	13.8	7	39
1973	Willis, Houston.....	57	371	6.5	1	50
1974	Mitchell, Baltimore.....	72	544	7.6	2	31
1975	Rucker, Cleveland.....	60	770	12.8	3	40
	Mitchell, Baltimore.....	60	544	9.1	4	35
1976	LANE, Kansas City	66	686	10.4	1	44
1977	Mitchell, Baltimore.....	71	620	8.7	4	38

SCORING

Year	Player, Team	TD	PAT	FG	Total
1960	Mingo, Denver.....	6	33	18	123
1961	Cappelletti, Boston.....	8	48	17	147
1962	Mingo, Denver.....	4	32	27	137
1963	Cappelletti, Boston.....	2	35	22	111
1964	Cappelletti, Boston.....	7	36	25	155
1965	Cappelletti, Boston.....	9	27	17	132
1966	Cappelletti, Boston.....	6	36	16	119

		TD	Pat	FG	Total
1967	Blanda, Oakland.....	0	56	20	116
1968	Turner, New York.....	0	43	34	145
1969	Turner, New York.....	0	33	32	129
1970	STENERUD, Kansas City.....	0	26	30	116
1971	Yepremian, Miami.....	0	33	28	117
1972	Howfield, New York Jets.....	0	40	27	121
1973	Gerela, Pittsburgh.....	0	36	29	123
1974	Gerela, Pittsburgh.....	0	33	20	93
1975	Simpson, Buffalo.....	23	0	0	138
1976	Linhart, Baltimore.....	0	49	20	109
1977	Mann, Oakland.....	0	39	20	99

FIELD GOALS

Year	Player, Team	Made	Att.	Pct.	Long
1960	Mingo, Denver.....	18	28	.643	51
1961	Cappelletti, Boston.....	17	32	.531	46
1962	Mingo, Denver.....	27	39	.692	53
1963	Cappelletti, Boston.....	22	38	.578	47
1964	Cappelletti, Boston.....	25	39	.641	51
1965	Gogolak, Buffalo.....	28	46	.609	47
1966	MERCER, Kansas City.....	20	30	.700	50
1967	STENERUD, Kansas City.....	21	36	.583	54
1968	Turner, New York.....	34	46	.739	42
1969	Turner, New York.....	32	47	.681	50
1970	STENERUD, Kansas City.....	30	42	.417	55
1971	Yepremian, Miami.....	28	40	.412	48
1972	Howfield, New York Jets.....	27	37	.700	42
1973	Gerela, Pittsburgh.....	29	43	.674	49
1974	Gerela, Pittsburgh.....	20	29	.689	44
1975	STENERUD, Kansas City.....	22	32	.688	51
1976	STENERUD, Kansas City.....	21	38	.553	52
1977	Cockroft, Cleveland.....	17	23	.739	44

PUNTING

Year	Player, Team	No.	Yds.	Avg.	Long
1960	Maguire, Los Angeles.....	43	1743	40.5	70
1961	Atkins, Buffalo.....	84	3783	45.0	70
1962	Fraser, Denver.....	54	2400	44.4	75
1963	Fraser, Denver.....	78	3595	46.1	66
1964	Fraser, Denver.....	72	3225	44.7	67
1965	WILSON, Kansas City.....	68	3132	46.1	64
1966	Scarpitto, Denver.....	76	3480	45.8	70
1967	Scarpitto, Denver.....	105	4713	44.9	73
1968	WILSON, Kansas City.....	63	2841	45.1	70
1969	Partee, San Diego.....	71	3167	44.6	63
1970	Lewis, Cincinnati.....	79	3651	46.2	63
1971	Lewis, Cincinnati.....	72	3229	44.8	56
1972	WILSON, Kansas City.....	66	2960	44.8	69
1973	WILSON, Kansas City.....	80	3642	45.5	68
1974	Guy, Oakland.....	74	3124	42.2	66
1975	Guy, Oakland.....	68	2979	43.8	64
1976	Bateman, Buffalo.....	86	3678	43.3	78
1977	Guy, Oakland.....	59	2552	43.3	74

INTERCEPTIONS

Year	Player, Team.....	No.	Yds.	Avg.	TD	Long
1960	Gonsoulin, Denver.....	11	98	8.9	0	
1961	Atkins, Buffalo.....	10	158	15.8	0	29
1962	Riley, New York.....	11	122	11.1	0	30
1963	Glick, Houston.....	12	180	15.0	1	45
1964	Paulson, New York.....	12	157	13.1	1	42
1965	Hicks, Houston.....	9	156	17.3	0	31
1966	ROBINSON, Kansas City.....	10	136	13.6	1	29
	HUNT, Kansas City.....	10	113	11.3	0	33
1967	Farr, Houston.....	10	264	26.4	3	67
	Jancik, Buffalo.....	10	222	22.2	2	46
	Westmoreland, Miami.....	10	127	12.7	1	29
1968	Grayson, Oakland.....	10	195	19.5	1	54
1969	THOMAS, Kansas City.....	9	146	16.2	1	45
1970	ROBINSON, Kansas City.....	10	155	15.5	0	57
1971	Houston, Houston.....	9	220	24.4	4	48

1972	SENSIBAUGH, Kansas City	8	65	8.1	0	35
1973	Anderson, Miami	8	163	20.4	2	38
	Wagner, Pittsburgh.....	8	134	16.8	0	38
1974	THOMAS, Kansas City	12	214	18.8	2	73
1975	Blount, Pittsburgh	11	121	11.0	0	47
1976	Riley, Cincinnati	9	141	15.7	1	53
1977	Blackwood, Baltimore	10	163	16.3	0	37

PUNT RETURNS

Year	Player, Team	No.	Yds.	Avg.	TD	Long
1960	Haynes, Dallas	14	215	15.4	0	
1961	Christy, New York	18	383	21.3	2	70
1962	Christy, New York	15	250	16.7	2	73
1963	Gibson, Oakland.....	26	307	11.8	2	85
1964	Jancik, Houston.....	12	220	18.3	1	82
1965	Duncan, San Diego.....	30	464	15.5	1	66
1966	Duncan, San Diego.....	18	238	13.2	1	81
1967	Little, Denver	16	270	16.9	1	72
1968	SMITH, Kansas City	18	270	15.0	1	80
1969	Thompson, Denver.....	25	288	11.5	0	40
1970	PODOLAK, Kansas City	23	311	13.5	0	60
1971	Kelly, Cleveland.....	30	292	9.7	0	74
1972	Farasopoulos, New York Jets.....	17	179	10.5	1	65
1973	Smith, San Diego	27	352	13.0	2	84
1974	Parrish, Cincinnati	18	338	18.8	2	90
1975	Johnson, Houston	40	610	15.3	3	83
1976	Upchurch, Denver	39	536	13.7	4	92
1977	Johnson, Houston.....	35	539	15.4	2	87

KICKOFF RETURNS

Year	Player, Team	No.	Yds.	Avg.	TD	Long
1960	Hall, Houston.....	19	594	31.3	0	
1961	GRAYSON, Dallas	16	453	28.3	0	73
1962	Jancik, Houston.....	24	726	30.2	0	61
1963	Jancik, Houston.....	45	1317	29.2	0	53
1964	Roberson, Oakland	36	975	27.1	0	59
1965	Haynes, Denver.....	34	901	26.5	0	60
1966	Sellers, Denver	19	541	28.5	2	100
1967	Moore, Houston.....	14	405	28.9	1	92
1968	Atkinson, Oakland	32	802	25.1	0	60
1969	Thompson, Denver.....	18	513	35.4	1	99
1970	Duncan, Baltimore.....	20	707	35.4	1	99
1971	Morris, Miami.....	15	423	28.2	1	94
1972	Laird, Baltimore	29	843	29.1	0	73
1973	Francis, Buffalo	23	687	29.9	2	101
1974	Pruitt, Cleveland.....	22	606	27.5	1	88
1975	Hart, Oakland	17	518	30.5	1	102
1976	Harris, Miami	17	559	32.9	0	69
1977	Clayborn, New England	28	869	31.0	3	101

ARROWHEAD TICKET INFORMATION

Single game tickets for Chiefs games at Arrowhead this season are available in four price ranges. Tickets may be purchased at more than 150 ticket outlets throughout the four-state midwest area of Missouri, Kansas, Nebraska and Iowa.

- Ticket prices: \$ 7 (Family Plan, end zone)
 \$ 8 (Reserved, upper & lower decks)
 \$ 9 (Box, upper and lower decks)
 \$11 (Club level, preseason only)

CHIEFS YEAR-BY-YEAR LEADERS

LEADING RUSHER

	TCB	Yds.	Avg.	LG	TD	
1960	Abner Haynes	156	875	5.6	67	9
1961	Abner Haynes	179	841	4.7	59	9
1962	Abner Haynes	221	1049	4.8	71	19
1963	Curtis McClinton	142	568	4.8	36	6
1964	Abner Haynes	137	713	5.2	80	8
1965	Curtis McClinton	175	661	3.8	48	6
1966	Mike Garrett	147	801	5.4	77	6
1967	Mike Garrett	236	1087	4.6	58	9
1968	Robert Holmes	174	866	5.0	76	7
1969	Mike Garrett	168	732	4.4	34	6
1970	Ed Podolak	168	749	4.5	65	3
1971	Ed Podolak	184	708	3.8	25	9
1972	Ed Podolak	171	615	3.6	28	4
1973	Ed Podolak	211	721	3.4	25	3
1974	Woody Green	135	509	3.8	43	3
1975	Woody Green	167	611	3.7	42	5
1976	MacArthur Lane	162	542	3.3	20	5
1977	Ed Podolak	133	550	4.1	41	5

LEADING PASSER

	Att.-Comp.	Yards	Pct.	Avg. Per. Att.	Int.	TD	
1960	Cotton Davidson	379-179	2474	.472	6.5	16	15
1961	Cotton Davidson	330-151	2445	.458	7.4	23	17
1962	Len Dawson	310-189	2759	.610	8.9	17	29
1962	Len Dawson	352-190	1389	.540	6.8	19	26
1964	Len Dawson	354-199	2879	.562	8.1	18	30
1965	Len Dawson	305-163	2262	.534	7.4	14	21
1966	Len Dawson	284-159	2527	.560	8.9	10	26
1967	Len Dawson	357-206	2651	.577	7.4	17	24
1968	Len Dawson	224-131	2109	.585	7.7	9	17
1969	Len Dawson	166- 98	1323	.590	7.9	13	9
1970	Len Dawson	262-141	1876	.538	7.0	14	13
1971	Len Dawson	301-167	2504	.552	8.3	13	15
1972	Len Dawson	305-175	1835	.574	6.0	12	13
1973	Mike Livingston	145- 75	916	.517	6.3	7	6
1974	Len Dawson	235-138	1573	.587	6.7	13	7
1975	Len Dawson	140- 93	1095	.664	7.8	4	5
1976	Mike Livingston	338-189	2682	.559	7.9	13	12
1977	Mike Livingston	282-143	1823	.507	6.5	9	15

LEADING RECEIVER

	No.	Yds.	Avg.	LG	TD	
1960	Abner Haynes	55	576	10.5	34	3
1961	Chris Burford	51	850	16.7	54	5
1962	Chris Burford	45	645	14.4	49	12
1963	Chris Burford	68	824	12.1	69	9
1964	Frank Jackson	62	943	15.2	72	9
1965	Chris Burford	47	575	12.2	57	6
1966	Otis Taylor	58	1297	22.4	89	8
1967	Otis Taylor	59	958	16.2	71	11
1968	Mike Garrett	33	359	10.9	43	3
1969	Mike Garrett	43	432	10.0	41	2
1970	Otis Taylor	34	618	18.2	59	3
1971	Otis Taylor	57	1110	19.5	82	7
1972	Otis Taylor	57	821	14.4	44	6
1973	Ed Podolak	55	445	8.1	25	0
1974	Ed Podolak	43	306	7.1	26	1
1975	Ed Podolak	37	332	9.0	21	2
1976	MacArthur Lane	66	686	10.4	44	1
1977	Walter White	48	674	14.0	48	5

LEADING INTERCEPTOR

	No.	Yds.	Avg.	TD	
1960	David Webster	6	156	26.0	2
1961	David Webster	5	50	10.0	0
1962	Bobby Hunt	8	101	12.7	0
1963	Bobby Hunt	6	228	38.0	0
1964	Bobby Hunt	7	133	19.0	1
1965	Fred Williamson	7	89	12.7	0
1966	Johnny Robinson	10	136	13.6	1
1967	Fletcher Smith	6	150	25.0	0
1968	Johnny Robinson	6	40	6.7	0
1969	Emmitt Thomas	9	147	18.4	1
1970	Johnny Robinson	10	155	15.5	0
1971	Emmitt Thomas	8	145	18.1	1
1972	Mike Sensibaugh	8	65	8.1	0
1973	Emmitt Thomas	3	65	21.6	0
	Mike Sensibaugh	3	58	19.3	0
	Willie Lanier	3	47	16.6	1
	Jim Kearney	3	30	10.0	0
1974	Emmitt Thomas	12	214	18.8	2
1975	Emmitt Thomas	6	119	19.8	0
1976	Kerry Reardon	5	26	5.2	0
1977	Gary Barbaro	8	165	20.6	1

LEADING PUNTER

	No.	Yds.	Avg.	LG	
1960	Cotton Davidson.....	58	2287	39.4	—
1961	Cotton Davidson.....	61	2479	40.6	62
1962	Eddie Wilson.....	47	1691	36.0	52
1963	Jerrel Wilson.....	77	3292	42.7	70
1964	Jerrel Wilson.....	60	2628	43.8	72
1965	Jerrel Wilson.....	68	3132	46.1	64
1966	Jerrel Wilson.....	61	2715	44.5	69
1967	Jerrel Wilson.....	41	1739	42.4	59
1968	Jerrel Wilson.....	63	2841	45.1	70
1969	Jerrel Wilson.....	68	3022	44.4	62
1970	Jerrel Wilson.....	76	3415	44.9	68
1971	Jerrel Wilson.....	64	2865	44.8	68
1972	Jerrel Wilson.....	66	2960	44.8	69
1973	Jerrel Wilson.....	80	3942	45.5	68
1974	Jerrel Wilson.....	83	3462	41.7	64
1975	Jerrel Wilson.....	54	2233	41.4	64
1976	Jerrel Wilson.....	65	2729	42.0	62
1977	Jerrel Wilson.....	85	3394	39.9	59

LEADING PUNT RETURNER

Year	No.	Yds.	Avg.	LG	TD	
1960	Abner Haynes.....	14	215	15.4	46	0
1961	Abner Haynes.....	19	196	10.3	44	0
1962	Frank Jackson.....	11	117	10.6	29	0
1963	Frank Jackson.....	11	95	8.6	17	0
1964	Willie Mitchell.....	18	167	9.3	36	0
1965	Willie Mitchell.....	19	242	12.7	71	1
1966	Mike Garrett.....	17	139	8.2	79	1
1967	Noland Smith.....	26	212	8.2	59	0
1968	Noland Smith.....	18	270	15.0	80	1
1969	Noland Smith.....	9	107	11.9	80	0
1970	Ed Podolak.....	23	311	13.5	60	0
1971	Ed Podolak.....	13	84	6.5	23	0
1972	Larry Marshall.....	18	103	5.7	29	0
1973	Larry Marshall.....	29	180	6.2	31	0
1974	Ed Podolak.....	15	134	8.9	54	0
1975	Charlie Thomas.....	12	112	9.3	34	0
1976	Larry Brunson.....	31	387	12.5	48	0
1977	Gary Green.....	14	115	8.2	18	0

LEADING KICK RETURNER

Year	No.	Yds.	Avg.	LG	TD	
1960	Abner Haynes.....	19	434	22.8	82	0
1961	Dave Grayson.....	16	453	28.3	73	0
1962	Dave Grayson.....	18	535	29.7	59	0
1963	Dave Grayson.....	20	564	28.2	99	1
1964	Dave Grayson.....	30	679	22.6		
1965	Bert Coan.....	19	479	25.2	52	0
1966	Emmitt Thomas.....	29	673	23.2	63	0
1967	Noland Smith.....	41	1148	28.0	106	1
1968	Noland Smith.....	23	549	23.9	37	0
1969	Warren McVea.....	13	318	24.5	40	0
1970	Robert Holmes.....	19	535	28.2	48	0
1971	Kerry Reardon.....	12	308	25.7	41	0
1972	Larry Marshall.....	23	651	28.3	48	0
1973	Larry Marshall.....	14	391	27.9	38	0
1974	Bill Thomas.....	25	571	22.8	33	0
1975	Reggie Craig.....	10	247	24.7	63	0
1976	Lawrence Williams.....	25	688	27.6	64	0
1977	Ted McKnight.....	8	238	29.8	70	0

PRONUNCIATION GUIDE

Zenon Andrusyshyn (Zen-un An-drew-si-shin)
 Charlie Ane (Ah-nay)
 Gary Barbaro (Barber-o)
 John Lohmeyer (Low-mire)
 Ray Milo (My-low)
 Arnold Morgado (More-gah-dough)
 Dave Rozumek (Roz-zoo-mek)
 Jack Rudnay (Rud-knee)
 Gary Spani (Spain-ee)
 Jan Stenerud (Yon Sten-uh-rood)
 Mark Vitali (Vi-tal-lee)

RECORDS OF NFL TEAMS OVER THE PAST EIGHTEEN YEARS (1960-1977)

No.	Team	W	L	T	Pct.
1.	Oakland Raiders	159-	82-	11	.653
2.	Baltimore Colts	155-	90-	05	.630
3.	Dallas Cowboys	149-	95-	06	.608
4.	Cleveland Browns	147-	96-	07	.597
5.	Miami Dolphins	98-	67-	03	.592
6.	Minnesota Vikings	136-	94-	08	.588
7.	Los Angeles Rams	140-	99-	11	.582
8.	Green Bay Packers	140-	101-	09	.578
9.	Kansas City Chiefs	136-	106-	10	.559
10.	Cincinnati Bengals	73-	66-	01	.525
11.	St. Louis Cardinals	125-	113-	12	.524
12.	Detroit Lions	123-	113-	14	.520
13.	San Diego Chargers	123-	118-	11	.514
14.	Washington Redskins	119-	120-	11	.498
15.	Pittsburgh Steelers	119-	123-	08	.492
16.	San Francisco 49ers	113-	128-	09	.470
17.	Chicago Bears	110-	133-	07	.454
18.	New England Patriots	109-	134-	09	.450
19.	Houston Oilers	109-	137-	06	.448
20.	New York Giants	107-	136-	07	.442
21.	New York Jets	106-	140-	66	.433
22.	Buffalo Bills	104-	140-	08	.429
23.	Philadelphia Eagles	93-	148-	09	.390
24.	Denver Broncos	94-	149-	09	.390
25.	Atlanta Falcons	57-	107-	04	.351
26.	New Orleans Saints	39-	110-	05	.269
27.	Seattle Seahawks	7-	21-	0	.250
28.	Tampa Bay Buccaneers	2-	26-	0	.071
AFC					
1.	Oakland Raiders	159-	82-	11	.653
2.	Baltimore Colts	155-	90-	05	.630
3.	Cleveland Browns	147-	96-	07	.597
4.	Miami Dolphins	98-	67-	03	.592
5.	Kansas City Chiefs	136-	106-	10	.559
6.	Cincinnati Bengals	73-	66-	01	.525
7.	San Diego Chargers	123-	118-	11	.514
8.	Pittsburgh Steelers	119-	123-	08	.492
9.	New England Patriots	109-	134-	09	.450
10.	Houston Oilers	109-	137-	06	.448
11.	New York Jets	106-	140-	06	.433
12.	Buffalo Bills	104-	140-	08	.429
13.	Denver Broncos	94-	149-	09	.390
14.	Seattle Seahawks	7-	21-	0	.250
NFC					
1.	Dallas Cowboys	149-	95-	06	.608
2.	Minnesota Vikings	136-	94-	08	.588
3.	Los Angeles Rams	140-	99-	11	.582
4.	Green Bay Packers	140-	101-	09	.578
5.	St. Louis Cardinals	125-	113-	12	.524
6.	Detroit Lions	123-	113-	14	.520
7.	Washington Redskins	119-	120-	11	.498
8.	San Francisco 49ers	113-	128-	09	.470
9.	Chicago Bears	110-	133-	07	.454
10.	New York Giants	107-	136-	07	.442
11.	Philadelphia Eagles	93-	148-	09	.390
12.	Atlanta Falcons	57-	107-	04	.351
13.	New Orleans Saints	39-	110-	05	.269
14.	Tampa Bay Buccaneers	2-	26-	0	.071

Note: Minnesota began league play in 1961, followed by Miami and Atlanta in 1966, New Orleans in 1967, Cincinnati in 1968 and Seattle and Tampa Bay in 1976. All others were in operation in 1960 or before.

CHIEFS VS. THE NFL

KANSAS CITY 1, ATLANTA 0

1972—Kansas City 17, at Atlanta 14

KANSAS CITY 2, BALTIMORE 2

1970 — Kansas City 44, at Baltimore 24

1972 — at Kansas City 24, Baltimore 10

1975 — at Baltimore 28, Kansas City 14

1977 — Baltimore 17, at Kansas City 6

BUFFALO 11, KANSAS CITY 10

1960 — Dallas 45, at Buffalo 28
at Dallas 24, Buffalo 7

1961 — at Buffalo 27, Dallas 24
Buffalo 30, at Dallas 20

1962 — at Dallas 41, Buffalo 21
at Buffalo 23, Dallas 14

1963 — at Buffalo 27, Kansas City 27
Buffalo 35, at Kansas City 26

1964 — at Buffalo 34, Kansas City 17
Buffalo 35, at Kansas City 22

1965 — Buffalo 23, at Kansas City 7
at Buffalo 34, Kansas City 25

1966 — Kansas City 42, at Buffalo 20
Buffalo 29, at Kansas City 14

*Kansas City 31, at Buffalo 7

1967 — at Kansas City 23, Buffalo 13

1968 — Kansas City 18, at Buffalo 7

1969 — Kansas City 29, at Buffalo 7

1971 — at Kansas City 22, Buffalo 9

1973 — at Buffalo 23, Kansas City 14

1976 — at Buffalo 50, Kansas City 17

KANSAS CITY 1, CHICAGO 1

1973 — at Kansas City 19, Chicago 7

1977 — at Chicago 28, Kansas City 27

CINCINNATI 6, KANSAS CITY 4

1968 — at Kansas City 13, Cincinnati 3
Kansas City 16, at Cincinnati 9

1969 — at Cincinnati 24, Kansas City 19
at Kansas City 42, Cincinnati 22

1970 — Kansas City 27, at Cincinnati 19

1972 — Cincinnati 23, at Kansas City 16

1973 — at Cincinnati 14, Kansas City 6

1974 — at Cincinnati 33, Kansas City 6

1976 — Cincinnati 27, at Kansas City 24

1977 — Cincinnati 27, at Kansas City 7

KANSAS CITY 3, CLEVELAND 2 (1 Tie)

1971 — at Kansas City 13, Cleveland 7

1972 — Kansas City 31, at Cleveland 7

1973 — at Kansas City 20, Cleveland 20

1975 — at Cleveland 40, Kansas City 14

1976 — at Kansas City 39, Cleveland 14

1977 — at Cleveland 44, Kansas City 7

KANSAS CITY 1, DALLAS 1

1970 — Dallas 27, at Kansas City 16

1975 — Kansas City 34, at Dallas 31

KANSAS CITY 27, DENVER 9

1960 — Dallas 17, at Denver 14

at Dallas 34, Denver 7

- 1961 — Dallas 19, at Denver 12
 at Dallas 49, Denver 21
- 1962 — Dallas 24, at Denver 3
 at Dallas 17, Denver 10
- 1963 — Kansas City 59, at Denver 7
 at Kansas City 52, Denver 21
- 1964 — at Denver 33, Kansas City 27
 at Kansas City 49, Denver 39
- 1965 — Kansas City 31, at Denver 23
 at Kansas City 45, Denver 35
- 1966 — at Kansas City 37, Denver 10
 Kansas City 56, at Denver 10
- 1967 — at Kansas City 52, Denver 9
 Kansas City 38, at Denver 24
- 1968 — at Kansas City 34, Denver 2
 Kansas City 30, at Denver 7
- 1969 — Kansas City 26, at Denver 13
 at Kansas City 31, Denver 17
- 1970 — at Denver 26, Kansas City 13
 at Kansas City 16, Denver 0
- 1971 — Kansas City 16, at Denver 3
 at Kansas City 28, Denver 10
- 1972 — Kansas City 45, at Denver 24
 at Kansas City 24, Denver 21
- 1973 — at Kansas City 16, Denver 14
 at Denver 14, Kansas City 10
- 1974 — Denver 17, at Kansas City 14
 Kansas City 42, at Denver 34
- 1975 — at Denver 37, Kansas City 33
 at Kansas City 26, Denver 13
- 1976 — Denver 35, at Kansas City 26
 at Denver 17, Kansas City 16
- 1977 — at Denver 23, Kansas City 7
 Denver 14, at Kansas City 7

KANSAS CITY 1, DETROIT 1

- 1971 — at Detroit 32, Kansas City 21
 1975 — at Kansas City 24, Detroit 21 (OT)

KANSAS CITY 1, GREEN BAY 1 (1 Tie)

- #1967 — Green Bay 35, Kansas City 10
 1973 — Kansas City 10, at Green Bay 10
 1977 — at Kansas City 20, Green Bay 10

KANSAS CITY 17, HOUSTON 8

- 1960 — at Houston 20, Dallas 10
 at Dallas 24, Houston 0
- 1961 — at Dallas 26, Houston 21
 at Houston 38, Dallas 7
- 1962 — Dallas 31, at Houston 7
 Houston 14, at Dallas 6
 *Dallas 20, at Houston 17
- 1963 — at Kansas City 28, Houston 7
 at Houston 38, Kansas City 7
- 1964 — at Kansas City 28, Houston 7
 Kansas City 28, at Houston 19
- 1965 — at Houston 38, Kansas City 36
 at Kansas City 52, Houston 21
- 1966 — at Kansas City 48, Houston 23
- 1967 — Kansas City 25, at Houston 20
 Houston 24, at Kansas City 19
- 1968 — Kansas City 26, at Houston 21
 at Kansas City 24, Houston 10

1969 — at Kansas City 24, Houston 0
1970 — at Kansas City 24, Houston 9
1971 — Kansas City 20, at Houston 16
1973 — at Kansas City 38, Houston 14
1974 — Kansas City 17, at Houston 7
1975 — Houston 17, at Kansas City 13
1977 — at Houston 34, Kansas City 20

LOS ANGELES 1, KANSAS CITY 0

1973 — Los Angeles 23, at Kansas City 13

KANSAS CITY 7, MIAMI 3

1966 — at Kansas City 34, Miami 16
 Kansas City 19, at Miami 18
1967 — Kansas City 24, at Miami 0
 at Kansas City 41, Miami 0
1968 — Kansas City 48, at Miami 3
1969 — at Kansas City 17, Miami 10
+1971 — Miami 27, at Kansas City 24 (OT)
1972 — Miami 20, at Kansas City 10
1974 — at Miami 9, Kansas City 3
1976 — Kansas City 20, at Miami 17 (OT)

MINNESOTA 2, KANSAS CITY 1

#1970 — Kansas City 23, Minnesota 7
1970 — at Minnesota 27, Kansas City 10
1974 — Minnesota 35, at Kansas City 15

KANSAS CITY 11, NEW ENGLAND 6 (3 Ties)

1960 — at Boston 42, Dallas 14
 at Dallas 34, Boston 0
1961 — Boston 18, at Dallas 17
 at Boston 28, Dallas 21
1962 — at Dallas 42, Boston 28
 Dallas 27, at Boston 7
1963 — Kansas City 24, at Boston 24
 at Kansas City 35, Boston 3
1964 — at Boston 24, Kansas City 7
 Boston 31, at Kansas City 24
1965 — at Kansas City 27, Boston 17
 Kansas City 10, at Boston 10
1966 — Kansas City 43, at Boston 24
 at Kansas City 27, Boston 27
1967 — Kansas City 33, at Boston 10
1968 — at Kansas City 31, Boston 17
1969 — Kansas City 31, at Boston 0
1970 — at Kansas City 23, Boston 10
1973 — Kansas City 10, at New England 7
1977 — at New England 21, Kansas City 17

KANSAS CITY 1, NEW ORLEANS 1

1972 — Kansas City 20, at New Orleans 17
1976 — New Orleans 27, at Kansas City 17

NEW YORK GIANTS 1, KANSAS CITY 0

1974 — N.Y. Giants 33, at Kansas City 27

KANSAS CITY 12, NEW YORK JETS 9

1960 — at N.Y. Titans 37, Dallas 35
 N.Y. Titans 41, at Dallas 35
1961 — at N.Y. Titans 28, Dallas 7
 at Dallas 35, N.Y. Titans 24
1962 — at Dallas 20, N.Y. Titans 17
 Dallas 52, at N.Y. Titans 31
1963 — at N.Y. Jets 17, Kansas City 0
 at Kansas City 48, N.Y. Jets 0

- 1964 — at N.Y. Jets 27, Kansas City 14
 at Kansas City 24, N.Y. Jets 7
- 1965 — Kansas City 14, at N.Y. Jets 10
 N.Y. Jets 13, at Kansas City 10
- 1966 — Kansas City 32, at N.Y. Jets 24
- 1967 — at Kansas City 42, N.Y. Jets 18
 Kansas City 21, at N.Y. Jets 7
- 1968 — N.Y. Jets 20, at Kansas City 19
- 1969 — Kansas City 34, at N.Y. Jets 16
 +Kansas City 13, at N.Y. Jets 6
- 1971 — at N.Y. Jets 13, Kansas City 10
- 1974 — at Kansas City 24, N.Y. Jets 16
- 1975 — N.Y. Jets 30, at Kansas City 24

OAKLAND 21, KANSAS CITY 15 (2 Ties)

- 1960 — Dallas 34, at Oakland 16
 Oakland 20, at Dallas 19
- 1961 — Dallas 42, at Oakland 35
 at Dallas 43, Oakland 11
- 1962 — Dallas 26, at Oakland 16
 at Dallas 35, Oakland 7
- 1963 — at Oakland 10, Kansas City 7
 Oakland 22, at Kansas City 7
- 1964 — Kansas City 21, at Oakland 9
 at Kansas City 42, Oakland 7
- 1965 — at Oakland 37, Kansas City 10
 at Kansas City 14, Oakland 7
- 1966 — Kansas City 32, at Oakland 10
 Oakland 34, at Kansas City 13
- 1967 — at Oakland 23, Kansas City 21
 Oakland 44, at Kansas City 22
- 1968 — at Kansas City 24, Oakland 10
 at Oakland 38, Kansas City 21
 +at Oakland 41, Kansas City 6
- 1969 — Oakland 27, at Kansas City 24
 at Oakland 10, Kansas City 6
 *Kansas City 17, at Oakland 7
- 1970 — at Kansas City 17, Oakland 17
 at Oakland 20, Kansas City 6
- 1971 — Kansas City 20, at Oakland 20
 at Kansas City 16, Oakland 14
- 1972 — at Kansas City 27, Oakland 14
 at Oakland 26, Kansas City 3
- 1973 — at Kansas City 16, Oakland 3
 at Oakland 37, Kansas City 7
- 1974 — at Oakland 27, Kansas City 7
 Oakland 7, at Kansas City 6
- 1975 — at Kansas City 42, Oakland 10
 at Oakland 28, Kansas City 20
- 1976 — Oakland 24, at Kansas City 21
 at Oakland 21, Kansas City 10
- 1977 — Oakland 37, at Kansas City 28
 at Oakland 21, Kansas City 20

PHILADELPHIA 1, KANSAS CITY 0

- 1972 — Philadelphia 21, at Kansas City 20

PITTSBURGH 4, KANSAS CITY 2

- 1970 — Kansas City 31, at Pittsburgh 14
- 1971 — at Kansas City 38, Pittsburgh 16
- 1972 — at Pittsburgh 16, Kansas City 7
- 1974 — Pittsburgh 34, at Kansas City 24

1975 — at Pittsburgh 28, Kansas City 3

1976 — Pittsburgh 45, at Kansas City 0

KANSAS CITY 1, ST. LOUIS 0 (1 Tie)

1970 — at Kansas City 6, St. Louis 6

1974 — Kansas City 17, at St. Louis 13

KANSAS CITY 19, SAN DIEGO 16 (1 Tie)

1960 — at Los Angeles 21, Dallas 20

at Dallas 17, Los Angeles 0

1961 — San Diego 26, at Dallas 10

at San Diego 24, Dallas 14

1962 — at San Diego 32, Dallas 28

at Dallas 26, San Diego 17

1963 — San Diego 38, at Kansas City 17

at San Diego 24, Kansas City 10

1964 — San Diego 28, at Kansas City 14

Kansas City 49, at San Diego 6

1965 — Kansas City 10, at San Diego 10

at Kansas City 31, San Diego 7

1966 — at Kansas City 24, San Diego 14

Kansas City 27, at San Diego 17

1967 — at San Diego 45, Kansas City 31

San Diego 17, at Kansas City 16

1968 — at Kansas City 27, San Diego 20

Kansas City 40, at San Diego 3

1969 — Kansas City 27, at San Diego 9

at Kansas City 27, San Diego 3

1970 — at Kansas City 26, San Diego 14

at San Diego 31, Kansas City 13

1971 — at San Diego 21, Kansas City 14

at Kansas City 31, San Diego 10

1972 — Kansas City 26, at San Diego 14

San Diego 27, at Kansas City 17

1973 — Kansas City 19, at San Diego 0

at Kansas City 33, San Diego 6

1974 — Kansas City 24, at San Diego 14

San Diego 14, at Kansas City 7

1975 — Kansas City 12, at San Diego 10

San Diego 28, at Kansas City 20

1976 — San Diego 30, at Kansas City 16

Kansas City 23, at San Diego 20

1977 — San Diego 23, at Kansas City 7

Kansas City 21, at San Diego 16

KANSAS CITY 1, SAN FRANCISCO 1

1971 — Kansas City 26, at San Francisco 17

1975 — San Francisco 20, at Kansas City 3

SEATTLE 1, KANSAS CITY 0

1977 — Seattle 34, at Kansas City 31

KANSAS CITY 1, TAMPA BAY 0

1976 — Kansas City 28, at Tampa Bay 19

KANSAS CITY 2, WASHINGTON 0

1971 — at Kansas City 27, Washington 20

1976 — Kansas City 33, at Washington 30

*American Football League Championship Game

+American Football League/Conference Divisional Playoff

#Super Bowl

CHIEFS HISTORY

CHIEFS 1978 DRAFT CHOICES

Round	Player	Pos.	College
1	Art Still	DE	Kentucky
2	Sylvester Hicks	DT/DE	Tennessee State
3	Gary Spanl	LB	Kansas State
4a	Danny Johnson	LB	Tennessee State
4b	Pete Woods	QB	Missouri
5a	Jerrold McRae	WR	Tennessee State
5b	Dwight Carey	DT	Texas-Arlington
5c	Robert Woode	WR/KR	Grambling
6	Traded to Chicago with 5d choice for 4b choice		
7a	Ricky Odom	DB	Southern California
7b	Bill Kellar	WR	Stanford
8	John Henry White	RB	Louisiana Tech
9	Larry Brown	T	Miami (Florida)
10	Earl Bryant	DE/DT	Jackson State
11	Ray Milo	S	New Mexico State
12	Willie Brock	C	Colorado

1977 KANSAS CITY CHIEFS DRAFT

Round	Player	Pos.	College
1	Gary Green	CB	Baylor
2	Tony Reed	RB	Colorado
3	Thomas Howard	LB	Texas Tech
4a	Mark Bailey	RB	Cal State Long Beach
4b	Andre Samuels	TE	Bethune-Cookman
4c	Darlus Helton	G	North Carolina Central
4d	Eric Harris	DB	Memphis State
5	Choice to Pittsburgh for Tommy Reamon		
6a	Rick Burleson	DE	Texas
6b	Andre Herrera	RB	Southern Illinois
7	Chris Golub	S	Kansas
8a	Ron Olsonoski	LB	College of St. Thomas
8b	Waddell Smith	WR	Kansas
9a	Derrick Glanton	DE	Bishop
9b	Dave Green	T	New Mexico
10	Mark Vitali	QB	Purdue
11	Maurice Mitchell	WR	Northern Michigan
12	Raymond Burks	LB	UCLA

1976 KANSAS CITY CHIEFS DRAFT

Round	Player	Pos.	College
1	Rod Walters	G	Iowa
2	Cliff Frazier	DT	UCLA
3a	Keith Simons	DT	Minnesota
3b	Choice to Green Bay for MacArthur Lane		
3c	Gary Barbaro	S	Nicholls State
3d	Henry Marshall	WR	Missouri
4	Choice to Cincinnati for Ken Avery		
5a	Willie Lee	DT	Bethune-Cookman
5b	Jimbo Elrod	LB	Oklahoma
6a	Steve Taylor	CB	Kansas
6b	Bob Gregolunas	LB	Northern Illinois
6c	Calvin Harper	T	Illinois State
7	Rod Wellington	RB	Iowa
8	Orrin Olsen	C	Brigham Young
9	Tim Collier	CB	East Texas State
10	Whitney Paul	DE	Colorado
11	Bob Squires	TE	Hastings
12	Harold Porter	WR	SW Louisiana
13	Joe Bruner	QB	NE Louisiana
14	Rick Thurman	T	Texas
15	Dave Rozumek	LB	New Hampshire
16	Dennis Anderson	DB/P	Arizona
17	Pat McNeil	RB	Baylor

1975 KANSAS CITY CHIEFS DRAFT

Round	Player	Pos.	College
1	Choice to Houston for John Matuszak		
2	Elmore Stephens	TE	Kentucky
3	Cornelius Walker	DT	Rice

4	Choice to Denver for Tom Graham		
5	Choice to Los Angeles for Jim Nicholson		
6a	Morris LaGrand	RB	Tampa
6b	Dave Wasick	DE	San Jose State
7	Choice to Houston for Bill Thomas		
8a	Choice to Pittsburgh for Barry Pearson		
8b	Wayne Hoffman	T	Oklahoma
9	Choice to Cleveland for Bob Briggs		
10	Choice to Denver for Tom Drougas		
11	Dale Hegland	G	Minnesota
12	James Rackley	RB	Florida A&M
13	John Snider	LB	Stanford
14	Gene Moshier	G	Vanderbilt
15	Choice to Pittsburgh for Tom Keating		
16	Mark Petersen	DE	Illinois
17	Mike Bulino	S	Pittsburgh

1974 KANSAS CITY CHIEFS DRAFT

Round	Player	Pos.	College
1	Woody Green	RB	Arizona State
2	Charlie Getty	T	Penn State
3	Dave Jaynes	QB	Kansas
4	Matt Herkenhoff	T	Minnesota
5	Choice to NY Giants for Wayne Walton		
6	Jay Washington	RB	Clemson
7	LeRoy Hegge	DE	South Dakota (Sprngfld.)
8	Choice to NY Jets for Gerry Philbin		
9	J. J. Jennings	RB	Rutgers
10	Tom Condon	G	Boston College
11	Bob Thornbladh	RB	Michigan
12	Carl Brown	WR	West Texas State
13	Norm Romagnoli	LB	Kentucky State
14	Frank Pomarico	G	Notre Dame
15	Lem Burnham	LB	U.S. International
16	Barry Beers	G	William & Mary
17	Dave Langner	KR	Auburn

1973 KANSAS CITY CHIEFS DRAFT

Round	Player	Pos.	College
i	Choice to Chicago for George Seals		
2a	Gary Butler	TE	Rice
2b	Choice to Los Angeles for Willie Ellison		
3	Paul Krause	T/G	Central Michigan
4a	John Lohmeyer	DE	Emporia State
4b	Choice to Los Angeles for Pete Beathard		
5	Fred Grambau	DE	Michigan
6	Doug Jones	DB	San Fernando Valley State
7	Donn Smith	C	Purdue
8	Al Palewicz	LB	Miami (Florida)
9	Bill Story	G	So. Illinois
10	Willie Osley	CB	Illinois
11	Choice nullified		
12	Tom Ramsey	DT	Northern Arizona
13	Paul Mettallo	CB	Massachusetts
14	Albert White	WR	Fort Valley State
15	Choice to Buffalo for past considerations		
16	Wilbur Grooms	LB	Tampa
17	Clayton Korver	DE/TE	Southern Methodist

1972 KANSAS CITY CHIEFS DRAFT

Round	Player	Pos.	College
1	Jeff Kinney	RB	Nebraska
2	Choice to New England for past considerations		
3	Choice to Houston for Willie Frazier		
4a	Andy Hamilton	WR	Louisiana State
4b	Choice to New Orleans for Charles Williams		
5	Milton Davis	DE/LB	Texas-Arlington
6	John Kahler	DT	Long Beach State
7	Dean Carlson	QB	Iowa State
8	Scott Mahoney	G	Colorado
9	Dave Taylor	T	Weber State
10	Richard Ruppert	T	Hawaii
11	Elbert Walker	T	Wisconsin
12	Mike Williams	DT	Oregon
13	Tyler Hellams	DB	South Carolina
14	Dave Chaney	LB	San Jose State
15	Larry Marshall	DB	Maryland
16	Bob Johnson	DE	Hanover
17	Ted Washington	LB	Mississippi Valley

1971 KANSAS CITY CHIEFS DRAFT

Round	Player	Pos.	College
1	Elmo Wright	WR	Houston
2a	Wilbur Young	DT	William Penn

2b	Scott Lewis	DE	Grambling
3	Choice to Cleveland for Marvin Upshaw		
4	David Robinson	TE	Jacksonville State
5	Mike Adame	RB	Northwestern
6	Kerry Reardon	CB	Iowa
7	Choice to New Orleans for Jim Otis		
8a	Mike Sensibaugh	S	Ohio State
8b	Rick Telander	S	Northwestern
9	Alvin Hawes	T	Minnesota
10	Bruce Jankowski	WR	Ohio State
11	Nate Allen	CB	Texas Southern
12	Tony Esposito	RB	Pittsburgh
13	Chuck Hixson	QB	Southern Methodist
14	Bruce Bergey	TE	UCLA
15	Mike Montgomery	CB/S	SW Texas State
16	Darrell Jansonius	G	Iowa State

1970 KANSAS CITY CHIEFS DRAFT

Round	Player	Pos.	College
1	Sid Smith	T	Southern California
2	Clyde Werner	LB	Washington
3a	Billy Bob Barnett	DE	Texas A&M
3b	David Hadley	CB	Alcorn A&M
4	Choice to Cincinnati for Warren McVea		
5	Mike Oriard	C	Notre Dame
6	Robert Hews	DT/DE	Princeton
7	Clyde Glosson	WR	Texas—El Paso
8	Fred Barry	CB	Boston U.
9	Charley Evans	TE	Texas Tech
10	Bob Stankovich	G	Arkansas
11	Bill O'Neal	RB	Grambling
12	Rodney Fedorchak	G	Pittsburgh
13	Troy Patridge	DE	Texas—Arlington
14	Glenn Dumoni	RB	Am. International
15	Bob Liggett	DT	Nebraska
16	Randy Ross	LB	Kansas State
17	Rayford Jenkins	S	Alcorn A&M

1969 KANSAS CITY CHIEFS DRAFT

Round	Player	Pos.	College
1	James Marsalis	CB	Tennessee State
2	Ed Podolak	RB	Iowa
3	Morris Stroud	TE	Clark
4	Jack Rudnay	C	Northwestern
5	Bob Stein	LB	Minnesota
6	John Pleasant	RB	Alabama State
7	Tom Nettles	WR	San Diego State
8a	Clanton King	T	Purdue
8b	Maurice LeBlanc	RB	Louisiana State
9	Dan Klepper	G	Omaha
10	John Sponheimer	DE	Cornell
11	Skip Wupper	TE	C. W. Post
12	John Lavin	LB	Notre Dame
13	Rick Piland	G	Virginia Tech
14	Al Bream	CB	Iowa
15	Leland Winston	T	Rice
16	Uriel Johnson	CB	Prairie View
17	Ralph Jenkins	CB	Tuskegee

1968 KANSAS CITY CHIEFS DRAFT

Round	Player	Pos.	College
1a	Maurice Moorman	G	Texas A&M
1b	George Daney	G	Texas—El Paso
2	Mike Livingston	QB	Southern Methodist
3	Choice to Denver for Curley Culp		
4	Mickey McCarty	TE	Texas Christian
5	Choice to Buffalo for Remi Prudhomme		
6	Choice to Cincinnati in expansion draft		
7	Sam Grezaffi	DB	Louisiana State
8	Lindon Endsley	DE	North Texas State
9	Mac McClure	LB	Mississippi
10	Jack Gehrke	QB	Utah
11	Tom Nosewicz	DE	Tulane
12	Bobby Johns	DB	Alabama
13	Jim Kavanagh	WR	Boston College
14	Robert Holmes	RB	Southern
15	Bill Chambless	C	Miami (Florida)
16	Pat Talburt	T	SW Missouri State
17	Wesley Williams	FB	Texas Southern

1967 KANSAS CITY CHIEFS DRAFT

Round	Player	Pos.	College
1	Gene Trosch	DT	Miami
2a	Jim Lynch	LB	Notre Dame

2b	Willie Lanier	LB	Morgan State
3	Billy Masters	E	Louisiana State
4	Ron Zwernemann	G	East Texas State
5	Choice to Buffalo for past considerations		
6	Noland Smith	KR	Tennessee State
7	Richard Erickson	G	Stout State
8	Thomas Altmeier	T	Luther
9	Ed Pope	DT	Jackson State
10	Choice to Houston for Wayne Frazier		
11	William Braswell	G	Auburn
12a	Richard Kolowski	G	Wake Forest
12b	Kent Lashley	FL	Oklahoma State
13	Lenwood Simmons	FB	Edward Waters
14	John Bishop	G	Delta State
15	Denny Caponi	HB	Xavier
16	Charlie Noggle	QB	North Carolina State
17	David Lattin	E	Texas Western

1966 KANSAS CITY CHIEFS DRAFT

Round	Player	Pos.	College	Status
1	Aaron Brown	E	Minnesota	SIGNED
2	Francis Peay	T	Missouri	NFL
3	Walt Barnes	T	Nebraska	NFL
4	Elijah Gipson	HB	Bethune-Cookman	SIGNED
5	Doug Van Horn	G	Ohio State	NFL
6	John Osmond	C	Tulsa	NFL
7	Charles Gogolak	K	Princeton	NFL
8	Fletcher Smith	DB	Tennessee A&I	SIGNED
9	Dick Smith	DB	Northwestern	NFL
10	Fred Dawston	DB	South Carolina State	SIGNED
11	Willie Ray Smith	WR	Kansas	SIGNED
12	Bill Bonds	DB	McMurry	NFL
13	Wayne Walker	K	NW Louisiana	SIGNED
14	Charles Harraway	RB	San Jose State	NFL
15	Bruce Van Dyke	G	Missouri	NFL
16	Tom Barrington	RB	Ohio State	NFL
17	Walt Garrison	RB	Oklahoma State	NFL
18	Hal Seymour	DB	Florida	NFL
19	Bob Dunlevy	E	West Virginia	NFL
20	Mike Garrett	RB	Southern California	SIGNED

1966 FUTURES

Round	Player	Pos.	College	Status
1	George Youngblood	DB	Los Angeles State	NFL
2	Robert Pickens	T	Nebraska	
3	Jan Stenerud	K	Montana State	SIGNED
4	Dan Berry	HB	California	
5	Lynn Senkbeil	LB	Nebraska	
6	Dick Reding	DB	NW Louisiana	
7	Bill Ogle	T	Stanford	
8	Mel Myricks	DB	Washburn	SIGNED

1965 KANSAS CITY CHIEFS DRAFT

Round	Player	Pos.	College	Status
1	Gale Sayers	RB	Kansas	NFL
2a	Jack Chapple (from Buffalo)	G	Stanford	NFL
2b	Ron Caveness	LB	Arkansas	SIGNED
3	Mike Curtis	LB	Duke	NFL
4a	Otis Taylor (from Buffalo)	WR	Prairie View	SIGNED
4b	Frank Pitts	WR	Southern	SIGNED
5	Smith Reed	HB	Alcorn A&M	NFL
6	Mickey Sutton	DB	Auburn	SIGNED
7	Lou Bobich	DB/K	Michigan State	SIGNED
7	Gloster Richardson	WR	Jackson State	SIGNED
8	Danny Thomas	QB/K	Southern Methodist	SIGNED
9	Joe Cerne	C	Northwestern	NFL
10	Bob Howard	DB	Stanford	SIGNED
11	Al Piraino	T	Wisconsin	SIGNED
12	Mike Cox	LB	Iowa State	SIGNED
13	Robert Bonds	DB/E	San Jose State	SIGNED
14	Fred Dotson	DB	Wiley	SIGNED
15	Dave Powless	G	Illinois	NFL
16	Stan Irvine	T	Colorado	
17	Don Croftcheck	LB	Indiana	NFL
18	Jerry Smith	TE	Arizona State	NFL
19	Mike Alford	C	Auburn	NFL
20	Bill Symons	HB	Colorado	NFL

1965 FUTURES

Round	Player	Pos.	College	Status
1	Alphonse Dotson	DT	Grambling	SIGNED
2	Frank Cornish	DT	Grambling	

3	Henry Carr	HB	Arizona State	NFL
4	Steve Cox	T	South Carolina	
5	John Thomas	E	Southern California	
6	John Wilbur	G	Stanford	
7	Bill Moore	HB	Mississippi State	
8	Roosevelt Ellerbe	DB	Iowa State	

1964 KANSAS CITY CHIEFS DRAFT

Round	Player	Pos.	College	Status
1	Pete Beathard	QB	Southern California	SIGNED
2	Billy Martin	E	Georgia Tech	NFL
3	Ken Kortas	T	Louisville	NFL
4	Ed Lothamer	T	Michigan State	SIGNED
5	Choice to Buffalo			
6a	Duke Carlisle (from Buffalo)	DB	Texas	NFL
6b	Joe Don Looney	RB	Oklahoma	NFL
7	John Simon	E	Notre Dame	NFL
8	Hal Bedsole	WR	Southern California	NFL
9	Tony DiMidio	T	West Chester State	NFL
10	Clay Stephens	E	Notre Dame	NFL
11	Tommy Crutcher	LB	Texas Christian	NFL
12	Jake Adams	E	Virginia Polytechnic	NFL
13a	Orville Hudson (from Houston)	C	East Texas State	NFL
13b	Jay Wilkinson	HB	Duke	

1964 FUTURES

Round	Player	Pos.	College	Status
14	Paul Costa	HB	Notre Dame	TRADED
15	Jim Snowden	HB	Notre Dame	NFL
16	Roger Staubach	QB	Navy	NFL
17	Jack Peterson	T	Omaha	NFL
18	Jerry Knoll	T	Washington	
19	Jerry Lamb	E	Arkansas	SIGNED
20a	Bob Hohn (from Denver)	HB	Nebraska	NFL
20b	Sandy Sands	E	Texas	NFL
21	Bob Burrows	T	East Texas State	NFL
22	Dick Evers	T	Colorado State	NFL
23	Bud Abell	E	Missouri	SIGNED
24	Robert Young	T	Howard Payne	
25	Jerry McClurg	T	Colorado	NFL
26	Phil Zera	HB	St. Joseph's	

1963 KANSAS CITY CHIEFS DRAFT

Round	Player	Pos.	College	Status
1a	Buck Buchanan (from Oakland)	DT	Grambling	SIGNED
1b	Ed Budde	T	Michigan State	SIGNED
2	Walter Rock	T	Maryland	NFL
3	Don Brumm	T	Purdue	NFL
4	Daryl Sanders	G	Ohio State	NFL
5	John Campbell	E	Minnesota	NFL
6	Choice to Buffalo			
7	Bobby Bell	T	Minnesota	SIGNED
8	John Sklopan	HB	So. Mississippi	NFL
9	Jan Barrett	E	Fresno State	TRADED
10	Curt Farrier	T	Montana State	SIGNED
11a	Ron Goodwin (from Oakland)	HB	Baylor	TRADED
11b	Jerrel Wilson	K	So. Mississippi	SIGNED
12	Choice to New York			
13	Choice to Houston			
14a	S. Johnson (from Oakland)	HB	Grambling	SIGNED
14b	* Preacher Pilot	HB	New Mexico State	SIGNED
15	* Joe Auer	HB	Georgia Tech	SIGNED
16	Mel Profit	E	UCLA	NFL
17	Billy Moore	QB	Arkansas	TRADED
18	* Bill Freeman	T	So. Mississippi	SIGNED
19	Bruce Starling	HB	Florida	TRADED
20	* Lowell Vaught	T	Southwest La.	SIGNED
21	* Ernie Boghetti	T	Pittsburgh	SIGNED
22	* John Maczuzak	T	Pittsburgh	SIGNED
23	Bob Yaksick	HB	Rutgers	NFL
24	Dave Hill	T	Auburn	SIGNED
25	* John Hughes	LB	Southern Methodist	CFL

*Indicates future choice

1962 DALLAS TEXANS DRAFT

Round	Player	Pos.	College	Status
1	Ronnie Bull	HB	Baylor	NFL
2	Bill Miller	E	Miami	SIGNED
3	Eddie Wilson	QB	Arizona	SIGNED
4a	Charles Hinton	T	N. C. College	NFL
4b	Irv Goode	C	Kentucky	NFL
5a	Bobby Plummer	T	Texas Christian	NFL

5b † Bobby Ply	QB	Baylor	SIGNED
6 Al Hinton	T	Iowa	CFL
8 Larry Bowie	T	Purdue	NFL
9 Marshall Shirk	T	UCLA	NFL
10 James Saxton	HB	Texas	SIGNED
11 Bob Hunt	QB	Auburn	SIGNED
12a Guy Reese	T	Southern Methodist	NFL
12b Bobby Lee Thompson	HB	Arizona	CFL
14 * Bookie Bolin	G	Mississippi	NFL
15 * Dave Graham	E	Virginia	
16 Pettis Norman	E	Johnson C. Smith	NFL
17 Tom Brooker	E	Alabama	SIGNED
18 Joe Carollo	T	Notre Dame	NFL
19 Lee Welch	HB	Mississippi	
20 Mike Semcheski	G	Lehigh	
21 * Kent Martin	T	Wake Forest	SIGNED
22 Jim Bernhardt	T	Linfield College	SIGNED
23 Russ Foret	T	Georgia Tech	SIGNED
24 Pat Trammell	QB	Alabama	
25 John Burrell	E	Rice	NFL
26 * Walt Rappold	QB	Duke	SIGNED

†Rights to Ply obtained from New York in post-draft trade.

*Indicates future choice

1961 DALLAS TEXANS DRAFT

Round	Player	Pos.	College	Status
1	E. J. Holub	C	Texas Tech	SIGNED
2	Bob Lilly	T	Texas Christian	NFL
3	Jim Tyrer	T	Ohio State	SIGNED
4	Claude Moorman	E	Duke	
5	Jerry Mays	T	Southern Methodist	SIGNED
6	Choice to Los Angeles			
7	Fred Arbanas	TE	Michigan State	SIGNED
8	John O'Day	T	Miami	SIGNED
9	Dick Mills	T	Pittsburgh	NFL
10	Jerry Daniels	E	Mississippi	
11	Marvin Tibbetts	HB	Georgia Tech	
12	Paul Hynes	HB	Louisiana Tech	SIGNED
13	Glynn Gregory	HB	Southern Methodist	NFL
14	* Curtis McClinton	HB	Kansas	SIGNED
15	Roy Lee Rambo	G	Texas Christian	SIGNED
16	Aaron Thomas	E	Oregon State	NFL
17	Jarrell Williams	HB	Arkansas	SIGNED
18	Ron Hartline	FB	Oklahoma	
19	Frank Jackson	HB	Southern Methodist	SIGNED
20	* Bob Lane	E	Baylor	SIGNED
21	* Dick Thornton	QB	Northwestern	CFL
22	* Ed Sharockman	HB	Pittsburgh	NFL
23	* Lou Zivkovich	T	New Mexico State	CFL
24	Pat Dye	G	Georgia	CFL
25	Ray Ramsey	QB	Adams State	CFL
26	Danny House	HB	Davidson	SIGNED
27	Bob Schloredt	QB	Washington	CFL
28	Bill Stine	G	Michigan	
29	* Lonnie Caddell	FB	Rice	
30	Cedric Price	E	Kansas State	SIGNED

*Indicates future choice

1960 DALLAS TEXANS DRAFT

(FIRST SELECTIONS)

Player	Pos.	College
Jack Atcheson	E	Western Illinois
George Boone	T	Kentucky
Chris Burford	E	Stanford
Earl Ray Butler	T	North Carolina
Gail Cogdill	E	Washington State
James Crotty	HB	Notre Dame
Gary Ferguson	T	Southern Methodist
Tom Glynn	C	Boston College
Gene Gossage	T	Northwestern
Jim Heineke	T	Wisconsin
William Jerry	T-G	South Carolina
John Kapele	T	Brigham Young
Louis Kelley	FB	New Mexico State
Gilmer Lewis	T-G	Oklahoma
John Malmberg	T-G	Knox College
Arvie Martin	C	Texas Christian
Don Meredith	QB	Southern Methodist
Tom Moore	HB	Vanderbilt
Ola Murchison	E	College of Pacific
Bob Nelson	C	Wisconsin
Jim Norton	E	Idaho
Warren Rabb	QB	Louisiana State
Howard Ringwood	HB	Brigham Young

John Robinson	HB	Louisiana State
John Saunders	FB	South Carolina
Glenn Shaw	FB	Kentucky
Gordon Speer	HB	Rice
Jack Stone	G	Oregon
Marvin Terrell	G	Mississippi
Emery Turner	G	Purdue
Joe Vader	E	Kansas State
Carroll Zaruba	HB	Nebraska

(SECOND SELECTIONS)

Grady Alderman, T-G, Detroit; Herman Alexander, T-G, Findlay (Ohio); Taz Anderson, HB, Georgia Tech; Jim Beaver, T-G, Florida; *Bill Beck, T-G, Gustavus Adolphus; Gary Campbell, HB, Whittier; Vernon Cole, QB, North Texas State; Toby Deese, T-G, Georgia Tech; Carl Dumbaid, T-G, West Virginia; Charles Elizey, C, So. Mississippi; Tom Gates, HB, San Bernardino; Austin Gonsoulin, HB, Baylor; Clark Holden, HB, Southern California; Dewitt Hoopes, T-G, Northwestern; Don Leebern, T-G, Georgia; Bill Thompson, C, Georgia; Billy Trnum, E, Arkansas; Jim Vickers, E, Georgia; Larry Ward, E, Lamar Tech; Paul Winslow, HB, North Carolina College; *Doug Pat Brown, T-G, Fresno State.

*Indicates future choice

FRONT OFFICE DIRECTORY

President	Jack Steadman
Secretary	Nancy Watts
General Manager	Jim Schaaf
Secretary	Janet Sellers
Treasurer	Ron Combest
Secretary	Karlene McDaniels
Director of Public Relations	Bob Sprenger
Assistant Director of Public Relations.....	Doug Kelly
Secretary	Kelly Fray
Director of Sales	Dave Smith
Group Sales Representative	Kevin Biggs
Secretary	Sue King
Director of Ticket Operations	Joe Mazza
Ticket Accountant	Denny Thum
Ticket Staff.....	Bobbie Brooks and Jackie Holmes
Director of Promotions	Russ Cline
Secretary	Peggy Rapp
Director of Stadium Operations and Events	Bob Wachter
Assistant Director	Carl King
Mechanical/Engineering Supervisor	Paul Johnson
Electronic Technician	Wendell Rice
Field and Landscape	George Toma
Maintenance Supervisor	Sam Rhoades
Secretaries.....	Judy Bohner and Suzi Schott
Wardrobe Manager.....	Marge Hallak
Director of Security	Arch Welborn
Receptionist.....	Mona Campbell
Chief Accountant	Bob Tamasi
Director of Data Processing	Dale Parrott
Staff	Carol Keown, Cherree Carroll, Mark Wendleton, Patsy Yocum

TEXANS/CHIEFS ALL-TIME ROSTER

Player	Pos.	College	Year(s)
Bud Abell	LB	Missouri	1966-68
Mike Adamle	RB	Northwestern	1971-72
Tony Adams	QB	Utah State	1975-77
Ben Agajanian	K	New Mexico	1961
Nate Allen	CB	Texas Southern	1971-74
Billy Andrews	LB	Southwest Louisiana	1976-77
Charlie Ane	C	Michigan State	1975-77
Fred Arbanas	TE	Michigan State	1962-70
Hise Austin	CB	Prairie View	1975
Ken Avery	LB	Southern Mississippi	1975
Mark Bailey	RB	Cal State Long Beach	1977
Gary Barbaro	S	Nicholls State	1976-77
Charley Barnes	E	Northeast La.	1961
Jim Barton	C	Marshall	1960
Pete Beathard	QB	Southern California	1964-67, 1973
Ed Beckman	TE	Florida State	1977
Randy Beisler	G	Indiana	1975
Bobby Bell	LB	Minnesota	1963-74
Ceasar Belser	DB	Arkansas AM&N	1968-71
Bruce Bergey	TE	UCLA	1971
Ed Bernet	E	Southern Methodist	1960
Roger Bernhardt	G	Kansas	1975
Keith Best	LB	Kansas State	1972
Dennis Biodrowski	G	Memphis State	1963-67
Sonny Bishop	G	Fresno State	1962
John Bookman	DB	Miami	1960
Max Boydston	E	Oklahoma	1960-61
Mel Branch	DE	Louisiana State	1960-65
Solomon Brannon	DB	Morris Brown	1965-66
Bob Briggs	DE	Heidelberg	1974
John Brockington	RB	Ohio State	1977
Tommy Brooker	E	Alabama	1962-66
Aaron Brown	DE	Minnesota	1966-72
Larry Brunson	WR	Colorado	1974-77
Bob Bryant	E	Texas	1960
Buck Buchanan	DT	Grambling	1963-75
Ed Budde	G	Michigan State	1963-76
Chris Burford	E	Stanford	1960-67
Ray Burks	LB	UCLA	1977
Gary Butler	TE	Rice	1973
Gerald Butler	WR	Nicholls State	1977
John Cadwell	G	Oregon State	1961
Billy Cannon	TE	Louisiana State	1970
Dean Carlson	QB	Iowa State	1972-74
Reg Carolan	E	Idaho	1964-68
Wayne Clark	QB	U.S. International	1975
Bert Coan	RB	Kansas	1963-68
Tim Collier	CB	East Texas State	1976-77
Ray Collins	DT	Louisiana State	1960-61
Tom Condon	G	Boston College	1974-77
Walt Corey	LB	Miami	1960-66
Jerry Cornelson	T	Southern Methodist	1960-65
Reggie Craig	WR	Arkansas	1975-76
Curley Culp	DT	Arizona State	1968-74
George Daney	G	Texas El Paso	1968-74
Clemon Daniels	DB	Prairie View	1960
Cotton Davidson	QB	Baylor	1960-61
Dick Davis	DE	Kansas	1962
Ricky Davis	S	Alabama	1977
Len Dawson	QB	Purdue	1962-75
Fred DeBernardi	DE	Texas El Paso	1974
Charlie Diamond	T	Miami	1960-63
Bo Dickinson	FB	Miss. Southern	1960-61
Tony DiMidio	T	West Chester	1966-67
Tom Dimmick	C	Houston	1960
Doug Dressler	RB	Chico State	1975
Tom Drougas	T	Oregon	1974
Randy Duncan	QB	Iowa	1961
Willie Ellison	RB	Texas Southern	1973-74
Jimbo Etrod	LB	Oklahoma	1976-77
Hunter Enis	QB	Texas Christian	1960
Lawrence Estes	DE	Alcorn A&M	1975-76
Curt Farrier	DT	Montana State	1963-65
Tom Flores	QB	Pacific	1969
Don Flynn	DB	Houston	1960-61
Sid Fournet	G	Louisiana State	1960-61
Jim Fraser	LB	Wisconsin	1965
Cliff Frazier	DT	UCLA	1977
Wayne Frazier	C	Auburn	1966-67
Willie Frazier	TE	Arkansas AM&N	1972
Dick Frey	DE	Texas A&M	1960
Larry Gagner	G	Florida	1972
Mike Garrett	RB	Southern California	1966-70

Player	Pos.	College	Year(s)
Jack Gehrke	WR	Utah	1968
Charlie Getty	T	Penn State	1974-77
Jon Gilliam	C	East Texas State	1961-67
Chris Golub	S	Kansas	1977
Tom Graham	LB	Oregon	1974
Rufus Granderson	T	Prairie View	1960
Tim Gray	S	Texas A&M	1976-77
Dave Grayson	DB	Oregon	1961-64
Gary Green	CB	Baylor	1977
Woody Green	RB	Arizona State	1974-76
Ted Greene	LB	Tampa	1960-62
Tom Greene	QB	Holy Cross	1961
David Hadley	CB	Alcorn	1970-72
Andy Hamilton	WR	Louisiana State	1973-74
Jimmy Harris	DB	Oklahoma	1960
Glynn Harrison	RB	Georgia	1976
Wendell Hayes	RB	Humboldt State	1968-74
Abner Haynes	RB	North Texas State	1960-65
Sherrill Headrick	LB	Texas Christian	1960-67
Darius Helton	G	No. Carolina Central	1977
Matt Herkenhoff	T	Minnesota	1976-77
Dave Hill	T	Auburn	1963-74
Jim Hill	DB	Sam Houston	1966
Mack Lee Hill	RB	Southern (La.)	1964-65
Jimmy Hines	E	Texas Southern	1970
Pat Holmes	DE	Texas Tech	1973
Robert Holmes	RB	Southern (La.)	1968-71
E.J. Holub	C-LB	Texas Tech	1961-70
Dennis Homan	WR	Alabama	1971-72
Thomas Howard	LB	Texas Tech	1977
John Huarte	QB	Nortre Dame	1969-71
Mike Hudock	C	Miami (Fla.)	1967
Bob Hudson	LB	Clemson	1960
Bill Hull	DE	Wake Forest	1962
Tom Humphrey	C	Abilene Christian	1974
Bobby Hunt	DB	Auburn	1962-67
Chuck Hurston	DE	Auburn	1965-70
Charlie Jackson	DB	Southern Methodist	1960
Frank Jackson	WR	Southern Methodist	1961-65
Bruce Jankowski	WR	Ohio State	1971-72
Dave Jaynes	QB	Kansas	1974
Luther Jerals	DE	N.C. College	1961
Curley Johnson	HB	Houston	1961-62
Dick Johnson	E	Minnesota	1963
Jack Johnson	DB	Miami (Fla.)	1961
Doug Jones	DB	San Fernando Valley	1973-74
Jim Kearney	DB	Prairie View	1967-75
Tim Kearney	LB	Northern Michigan	1975
Tom Keating	DT	Michigan	1974-75
Ed Kelley	DB	Texas	1961
Bobby Kelly	T	New Mexico State	1967
Leroy Keyes	RB	Purdue	1973
Jeff Kinney	RB	Nebraska	1972-76
Dan Kratzer	WR	Mo. Valley College	1973
Bill Krisher	G	Oklahoma	1960-61
Ernie Ladd	DT	Grambling	1967-68
Morris LaGrand	RB	Tampa	1975
MacArthur Lane	RB	Utah State	1975-77
Willie Lanier	LB	Morgan State	1967-77
Carl Larpenter	G	Texas	1962
Jacky Lee	QB	Cincinnati	1967-69
Willie Lee	DT	Bethune-Cookman	1976-77
Bob Liggett	DT	Nebraska	1970
Mike Livingston	QB	Southern Methodist	1968-77
John Lohmeyer	DE	Emporia State	1973, 1975-77
Sam Longmire	DB	Purdue	1967-68
Ed Lothamer	DT	Michigan State	1964-69, 1971-72
Paul Lowe	RB	Oregon State	1968-69
Jim Lynch	LB	Notre Dame	1967-77
John Maczuzak	DT	Pittsburgh	1964
Bob Maddox	DE	Frostburg State	1975-76
Jim Marsalis	CB	Tennessee State	1969-75
Henry Marshall	WR	Missouri	1976-77
Larry Marshall	DB/KR	Maryland	1972-73
Dave Martin	LB	Norte Dame	1968
Don Martin	CB	Yale	1975
Billy Masters	TE	Louisiana State	1975-76
John Matuszak	DT	Tampa	1974-75
Jerry Mays	DT	Southern Methodist	1961-70
Jim McCann	P	Arizona State	1975
Mickey McCarty	TE	Texas Christian	1969
Curtis McClinton	RB	Kansas	1962-69
Ted McKnight	RB	Minnesota-Duluth	1977
Pat McNeil	RB	Baylor	1976-77
Warren McVea	RB	Houston	1969-73
Mike Mercer	K	Arizona State	1966
Curt Merz	G	Iowa	1962-68
Bill Miller	E	Miami	1962
Cleophus Miller	RB	Arkansas AM&N	1974-75
Paul Miller	DE	Louisiana State	1960-61

Player	Pos.	College	Year(s)
Willie Mitchell	DB	Tennessee State	1964-71
Mo Moorman	G	Texas A&M	1968-72
Arnold Morgado	RB	Hawaii	1977
Donnie Joe Morris	RB	North Texas State	1974
Buffalo Napier	DT	Paul Quinn	1960-61
Jim Nicholson	T	Michigan State	1974-77
Doyle Nix	DB	Southern Methodist	1961
Mike Nott	QB	Santa Clara	1976
R.B. Nunnery	DT	Louisiana State	1960
Orrin Olsen	C/G	Brigham Young	1976
Mike Oriard	C	Notre Dame	1970-73
Willie Osley	DB	Illinois	1974
Jim Otis	RB	Ohio State	1971-72
Al Palewicz	LB	Miami (Fla.)	1973-75
Gery Palmer	G	Kansas	1975
Whitney Paul	DE	Colorado	1976-77
Barry Pearson	WR	Northwestern	1974-76
Francis Peay	T	Missouri	1973-74
Durwood Pennington	K	Georgia	1962
Bill Peterson	LB	San Jose State	1975
Frank Pitts	WR	Southern (La.)	1965-71
Bobby Ply	DB	Baylor	1962-67
Ed Podolak	RB	Iowa	1969-77
Lewis Porter	E	Southern (La.)	1970
Bill Pricer	FB	Oklahoma	1961
Remi Prudhomme	G	Louisiana State	1968-69
Rocky Rasley	G	Oregon State	1975
Tommy Reamon	RB	Missouri	1976
Kerry Reardon	CB	Iowa	1971-76
Tony Reed	RB	Colorado	1977
Al Reynolds	G	Tarkio	1960-67
Andrew Rice	DT	Texas Southern	1966
Gloster Richardson	WR	Jackson State	1967-70
Johnny Robinson	S	Louisiana State	1960-71
Paul Rochester	DT	Michigan State	1960-63
Tony Romeo	E	Florida State	1961
Hatch Rosdahl	DE	Penn State	1964-66
Louis Ross	DE	South Carolina State	1975
Dave Rozumek	LB	New Hampshire	1976-77
Jack Rudnay	C	Northwestern	1970-77
Tony Samuels	TE	Bethune-Cookman	1977
James Saxton	HB	Texas	1962
George Seals	DT	Missouri	1972-73
Goldie Sellers	DB	Grambling	1968-69
Mike Sensibaugh	S	Ohio State	1971-75
Bob Simmons	G	Texas	1977
Keith Simons	DT	Minnesota	1976-77
Dave Smith	WR	Indiana (Pa.)	1973
Fletcher Smith	DB	Tennessee A&I	1966-67
Noland Smith	FL	Tennessee State	1967-69
Sid Smith	T	Southern California	1970-72
Jack Spikes	FB	Texas Christian	1960-64
Bob Stein	LB	Minnesota	1969-72
Jan Stenerud	K	Montana State	1967-77
Jack Stone	T	Oregon	1960
Bill Story	G	Southern Illinois	1975
John Strada	TE	William Jewell	1974
Smokey Stover	LB	Northeast Louisiana	1960-66
Morris Stroud	TE	Clark	1969-74
Jim Swink	HB	Texas Christian	1960
Otis Taylor	WR	Prairie View	1965-75
Steve Taylor	S	Kansas	1976
Marvin Terrell	G	Mississippi	1960-63
Bill Thomas	RB	Boston College	1974
Charlie Thomas	KR	Tennessee State	1975
Emmitt Thomas	CB	Bishop College	1966-77
Gene Thomas	FB	Florida A&M	1966-67
Bob Thornbladh	LB	Michigan	1974
Gene Trosch	DE	Miami (Fla.)	1967-69
Jim Tyrer	T	Ohio State	1961-73
Marvin Upshaw	DE	Trinity	1970-75
Mark Vitali	QB	Purdue	1977
Charlie Wade	WR	Tennessee State	1977
Wayne Walker	K	Northwest Louisiana	1967
Rod Walters	G	Iowa	1976
Wayne Walton	G/T	Abilene Christian	1973-74
Charley Warner	DB	Prairie View	1963-64
David Webster	DB	Prairie View	1960-61
Clyde Werner	LB	Washington	1970-74, 1976
Ricky Wesson	CB	Southern Methodist	1977
Robert West	WR	San Diego State	1972-73
Walter White	TE	Maryland	1975-77
Tom Wickert	G	Washington State	1977
Lawrence Williams	KR/WR	Texas Tech	1976-77
Fred Williamson	DB	Northwestern	1965-67
Eddie Wilson	QB	Arizona	1962-64
Jerrel Wilson	P	So. Mississippi	1963-77
Mike Wilson	G	Dayton	1975
James Wolf	DT	Prairie View	1976
Duane Wood	DB	Oklahoma State	1960-64
Elmo Wright	WR	Houston	1971-74
Wilbur Young	DE	William Penn	1971-77
Carroll Zaruba	DB	Nebraska	1960

CHIEFS ALL-TIME AFC/AFL SELECTIONS

Year	Player	Position	Wire Service
1976	Jan Stenerud	K	(AP)
1975	Jan Stenerud	K	(AP, UPI)
	Emmitt Thomas	CB	(UPI)
1974	Willie Lanier	MLB	(AP, UPI)
	Emmitt Thomas	CB	(AP, UPI)
1973	Jack Rudnay	C	(AP)
	Willie Lanier	MLB	(AP, UPI)
1972	Otis Taylor	WR	(UPI)
	Jerrel Wilson	P	(AP, UPI)
	Willie Lanier	MLB	(UPI)
1971	Otis Taylor	WR	(AP, UPI)
	Jim Tyrer	T	(AP, UPI)
	Aaron Brown	DE	(AP)
	Bobby Bell	LB	(AP, UPI)
	Willie Lanier	MLB	(AP, UPI)
	Jim Marsalis	CB	(UPI)
	Emmitt Thomas	CB	(AP)
1970	Jim Tyrer	T	(AP, UPI)
	Ed Budde	G	(UPI)
	Aaron Brown	DE	(AP)
	Buck Buchanan	DT	(AP)
	Bobby Bell	LB	(AP, UPI)
	Willie Lanier	MLB	(AP, UPI)
	Jim Marsalis	CB	(AP, UPI)
	Johnny Robinson	S	(AP, UPI)
1969	Jim Tyrer	T	(AP, UPI, NEA)
	Ed Budde	G	(AP, NEA)
	Buck Buchanan	DT	(AP, UPI)
	Bobby Bell	LB	(AP, UPI, NEA)
	Johnny Robinson	S	(AP, UPI, NEA)
1968	Jim Tyrer	T	(AP, UPI, NEA)
	Ed Budde	G	(AP, NEA)
	Jerry Mays	DE	(TSN)
	Buck Buchanan	DT	(AP, UPI, NEA)
	Willie Lanier	MLB	(AP, NEA)
	Bobby Bell	LB	(AP, UPI, NEA)
	Johnny Robinson	S	(AP, UPI, NEA)
1967	Fred Arbanas	TE	(NEA)
	Jim Tyrer	T	(AP)
	Mike Garrett	RB	(AP, UPI, NEA, TSN)
	Jerry Mays	DE	(TSN)
	Buck Buchanan	DT	(AP, UPI, NEA, TSN)
	Bobby Bell	LB	(AP, UPI, TSN)
	Johnny Robinson	S	(AP, UPI, NEA, TSN)
1966	Fred Arbanas	TE	(TSN)
	Jim Tyrer	T	(TSN)
	Len Dawson	QB	(TSN)
	Jerry Mays	DE	(TSN)
	Buck Buchanan	DT	(TSN)
	Bobby Bell	LB	(TSN)
	Johnny Robinson	S	(TSN)
1965	Jim Tyrer	T	(TSN)
	Jerry Mays	DE	(TSN)
1964	Fred Arbanas	TE	(TSN)
	Jim Tyrer	T	(TSN)
	Jerry Mays	DE	(TSN)
	Dave Grayson	CB	(TSN)
1963	Fred Arbanas	TE	(TSN)
	Jim Tyrer	T	(TSN)
	E. J. Holub	LB	(TSN)
	Dave Grayson	CB	(TSN)
1962	Jim Tyrer	T	(TSN)
	Len Dawson	QB	(TSN)
	Chris Burford	WR	(TSN)
	Abner Haynes	RB	(TSN)
	Mel Branch	DE	(TSN)
	Jerry Mays	DT	(TSN)
	Sherrill Headrick	LB	(TSN)
	E.J. Holub	LB	(TSN)

Year	Player	Position	Wire Service
1961	Abner Haynes	RB	(TSN)
	Sherrill Headrick	LB	(TSN)
	Dave Webster	S	(TSN)
1960	Bill Krisher	G	(TSN)
	Abner Haynes	RB	(TSN)
	Mel Branch	DE	(TSN)
	Sherrill Headrick	LB	(TSN)

Reference: (AP) Associated Press
 (UPI) United Press International
 (NEA) Newspaper Enterprise Association
 (TSN) The Sporting News

Note: (TSN), representing the votes of AFL players, is the sole reference for all-league teams from 1960 through 1966.

CHIEFS CAREER 100-Yard Rushers

Player	Carries	Yards	Opponent	Year
Abner Haynes	15	114	Denver	1960
Abner Haynes	11	157	N.Y. Titans	1960
Jack Spikes	15	146	Houston	1961
Jack Spikes	7	109	San Diego	1961
Abner Haynes	19	117	Houston	1961
Abner Haynes	26	139	Denver	1961
Abner Haynes	14	158	Oakland	1961
Abner Haynes	19	122	Boston	1962
Abner Haynes	18	112	Oakland	1962
Abner Haynes	16	164	Buffalo	1962
Abner Haynes	24	107	N.Y. Titans	1962
Abner Haynes	12	107	Oakland	1964
Abner Haynes	25	158	Houston	1964
Abner Haynes	11	120	N.Y. Jets	1964
Curtis McClinton	15	101	Oakland	1963
Mack Lee Hill	20	103	San Diego	1964
Mack Lee Hill	17	132	Houston	1965
Mack Lee Hill	9	119	Houston	1965
Bert Coan	11	101	Buffalo	1966
Bert Coan	13	111	Denver	1966
Mike Garrett	9	102	Houston	1966
Mike Garrett	25	162	San Diego	1966
Mike Garrett	20	133	Miami	1967
Mike Garrett	20	101	Denver	1967
Mike Garrett	23	192	N.Y. Jets	1967
Mike Garrett	20	169	Denver	1967
Mike Garrett	24	109	Oakland	1968
Robert Holmes	13	123	Miami	1968
Robert Holmes	21	158	Cincinnati	1968
Warren McVea	15	102	N.Y. Jets	1969
Ed Podolak	23	112	St. Louis	1970
Ed Podolak	12	139	Denver	1970
Ed Podolak	24	110	Washington	1971
Ed Podolak	27	115	Oakland	1972
Wendell Hayes	19	104	Baltimore	1972
Ed Podolak	28	134	Chicago	1973
Willie Ellison	20	108	Cleveland	1973
Woody Green	23	146	San Diego	1974
Woody Green	18	114	Denver	1974
Jeff Kinney	21	124	Oakland	1974
Woody Green	24	101	Oakland	1975
MacArthur Lane	16	108	Detroit	1975
Woody Green	19	135	Detroit	1975
Ed Podolak	25	127	San Diego	1976
Ed Podolak	29	137	Cleveland	1976
Tony Reed	12	119	Oakland	1977
Ed Podolak	29	102	Chicago	1977

Bold Face denotes Chiefs team records

CHIEFS LONGEST PLAYS

Run From Scrimmage

1960	Abner Haynes	67
1961	Jack Spikes	74 (TD)
1962	Abner Haynes	71 (TD)
1963	Bert Coan	51
1964	Abner Haynes	80 (TD)
1965	Mack Lee Hill	66 (TD)
1966	Mike Garrett	77 (TD)
1967	Mike Garrett	58
1968	Robert Holmes	76 (TD)
1969	Warren McVea	80 (TD)
1970	Ed Podolak	65 (TD)
1971	Wendell Hayes	27
1972	Mike Livingston	51
1973	Mike Livingston	28
1974	Cleophus Miller	47
1975	Larry Brunson	65
1976	Henry Marshall	59
1977	Tony Reed	59

Long Punt

1960	Cotton Davidson	66
1961	Cotton Davidson	61
1962	Eddie Wilson	52
1963	Jerrel Wilson	72
1964	Jerrel Wilson	70
1965	Jerrel Wilson	64
1966	Jerrel Wilson	69
1967	Jerrel Wilson	59
1968	Jerrel Wilson	70
1969	Jerrel Wilson	62
1970	Jerrel Wilson	68
1971	Jerrel Wilson	68
1972	Jerrel Wilson	69
1973	Jerrel Wilson	68
1974	Jerrel Wilson	64
1975	Jerrel Wilson	64
1976	Jerrel Wilson	62
1977	Jerrel Wilson	59

Field Goal

1960	Jack Spikes	46
1961	Ben Agajanian	51
1962	Tommy Brooker	44
1963	Tommy Brooker	38
1964	Tommy Brooker	48
1965	Tommy Brooker	48
1966	Mike Mercer	50
1967	Jan Stenerud	54
1968	Jan Stenerud	52
1969	Jan Stenerud	54
1970	Jan Stenerud	55
1971	Jan Stenerud	54
1972	Jan Stenerud	50
1973	Jan Stenerud	47
1974	Jan Stenerud	50
1975	Jan Stenerud	51
1976	Jan Stenerud	52
1977	Jan Stenerud	37

Pass Play

1960	Cotton Davidson to Johnny Robinson	74 (TD)
1961	Cotton Davidson to Johnny Robinson	71
1962	Len Dawson to Tommy Brooker	92 (TD)
1963	Len Dawson to Frank Jackson	82 (TD)
1964	Len Dawson to Frank Jackson	72 (TD)
1965	Pete Beathard to Frank Jackson	73
1966	Len Dawson to Otis Taylor	89 (TD)
1967	Len Dawson to Otis Taylor	71 (TD)
1968	Len Dawson to Gloster Richardson	92 (TD)
1969	Mike Livingston to Otis Taylor to Robert Holmes	93 (TD)*
1970	Len Dawson to Gloster Richardson	61 (TD)
1971	Len Dawson to Otis Taylor	82
1972	Len Dawson to Otis Taylor	44
1973	Len Dawson to Morris Stroud	48
	Mike Livingston to Gary Butler	48
1974	Len Dawson to Larry Brunson	84 (TD)
1975	Mike Livingston to Walter White	69 (TD)
1976	Mike Livingston to Larry Brunson	57
1977	Tony Adams to Larry Brunson	63

Punt Returns

1960	Abner Haynes	46
1961	Abner Haynes	44
1962	Frank Jackson	39
1963	Frank Jackson	39
1964	Willie Mitchell	36
1965	Willie Mitchell	71 (TD)
1966	Mike Garrett	79 (TD)
1967	Noland Smith	59
1968	Noland Smith	80 (TD)
1969	Noland Smith	64
1970	Ed Podolak	60
1971	Ed Podolak	23
1972	Larry Marshall	29
1973	Ed Podolak	48
1974	Ed Podolak	54
1975	Charlie Thomas	34
1976	Larry Brunson	48
1977	Larry Brunson	19

Kickoff Returns

1960	Abner Haynes	82
1961	Abner Haynes	88 (TD)
1962	Dave Grayson	59
1963	Dave Garyson	99 (TD)
1964	Dave Garyson	80
1965	Frank Jackson	62
1966	Emmitt Thomas	64
1967	Noland Smith	106 (TD)
1968	Noland Smith	69
1969	Bobby Bell	53 (TD)
1970	Robert Holmes	48
1971	Kerry Reardon	41
1972	Larry Marshall	48
1973	Jeff Kinney	40
1974	Larry Brunson	57
1975	Reggie Craig	53
1976	L. Williams	64
1977	Ted McKnight	70

Interception Return

1960	David Webster	80 (TD)
1961	Dave Grayson	99 (TD)
1962	Bobby Ply	41
1963	Bobby Hunt	61
1964	Bobby Hunt	59 (TD)
1965	Fred Williamson	51
1966	Willie Mitchell	60 (TD)
1967	Fred Williamson	77 (TD)
1968	Willie Lanier	75 (TD)
1969	Jim Kearney	60
1970	Johnny Robinson	57
1971	Aaron Brown	68 (TD)
1972	Jim Kearney	65 (TD)
1973	Jim Marsalis	36
1974	Emmitt Thomas	73 (TD)
1975	Willie Lanier	61
1976	Emmitt Thomas	29
1977	Gary Barbaro	102 (TD)

CHIEFS ALL-TIME RECORDS

INDIVIDUAL

SERVICE

Most Seasons, Active Player

- 15 Jerrel Wilson, 1963-77
- 14 Len Dawson, 1962-75
Ed Budde, 1963-76
- 13 Jim Tyrer, 1961-73
Buck Buchanan, 1963-75
- 12 Johnny Robinson, 1960-71
Dave Hill, 1963-74
Bobby Bell, 1963-74
Emmitt Thomas 1966-77

SCORING

Most Points

- Lifetime—1,082 Jan Stenerud, 1967-77
360 Otis Taylor, 1965-75
348 Abner Haynes, 1960-64
330 Chris Burford, 1960-67
- Season —129 Jan Stenerud, 1968
119 Jan Stenerud, 1969
116 Jan Stenerud, 1970
114 Abner Haynes, 1962
- Game —30 Abner Haynes vs. Oakland, Nov. 26, 1961
24 Frank Jackson vs. Denver, Dec. 10, 1961
Abner Haynes vs. Boston, Sept. 8, 1962
Bert Coan vs. Denver, Oct. 23, 1966
18 Frank Jackson vs. Denver, Dec. 8, 1963
Chris Burford vs. Boston, Sept. 25, 1966
Ed Podolak vs. Detroit, Nov. 25, 1971
Ed Podolak vs. Dallas, Nov. 10, 1975
Ed Podolak vs. Cleveland, Dec. 12, 1976

Most Touchdowns

- Lifetime—60 Otis Taylor, 1965-75
58 Abner Haynes, 1960-64
55 Chris Burford, 1960-67
- Season—19 Abner Haynes, 1962
13 Abner Haynes, 1961
12 Abner Haynes, 1960
Chris Burford, 1962
11 Otis Taylor, 1967
- Game — 5 Abner Haynes vs. Oakland, Nov. 26, 1961
4 Frank Jackson vs. Denver, Dec. 10, 1961
Abner Haynes vs. Boston, Sept. 8, 1962
Frank Jackson vs. San Diego, Dec. 13, 1964
Bert Coan vs. Denver, Oct. 23, 1966
3 Frank Jackson vs. Denver, Dec. 8, 1963
Chris Burford vs. Boston, Sept. 25, 1966
Ed Podolak vs. Detroit, Nov. 25, 1971
Ed Podolak vs. Dallas, Nov. 10, 1975
Ed Podolak vs. Cleveland, Dec. 12, 1976

Most Points After Touchdown Made

- Lifetime—341 Jan Stenerud, 1967-77
149 Tommy Brooker, 1962-66
- Season — 46 Tommy Brooker, 1964
45 Jan Stenerud, 1967
39 Jan Stenerud, 1968
38 Jan Stenerud, 1969

- Game —8 Tommy Brooker vs. Denver, Sept. 8, 1963
 Mike Mercer vs. Denver, Oct. 23, 1966
 7 Cotton Davidson vs. Denver, Dec. 10, 1961
 Tommy Brooker vs. New York Titans,
 Nov. 11, 1962
 Jack Spikes vs. Denver, Dec. 8, 1963
 Tommy Brooker vs. Houston, Nov. 28, 1965
 6 Jan Stenerud vs. Denver, Oct. 29, 1967
 Jack Spikes vs. Buffalo, Nov. 6, 1960
 Durwood Pennington vs. Boston, Oct. 8, 1962
 Jack Spikes vs. New York Jets, Dec. 22, 1963
 Tommy Brooker vs. Oakland, Nov. 8, 1964
 Tommy Brooker vs. Denver, Dec. 19, 1965
 Tommy Brooker vs. Buffalo, Sept. 11, 1966
 Mike Mercer vs. Houston, Oct. 30, 1966
 Jan Stenerud vs. Miami, Sept. 28, 1968
 Jan Stenerud vs. Cincinnati, Oct. 26, 1969
 Jan Stenerud vs. Denver, Oct. 1, 1972
 Consecutive—155 Jan Stenerud, 1968-73
 149 Tommy Brooker, 1962-66

Most Field Goals Made

- Lifetime—247 Jan Stenerud, 1967-77
 41 Tommy Brooker, 1962-66
 Season —30 Jan Stenerud, 1968 & 1970
 27 Jan Stenerud, 1969
 26 Jan Stenerud, 1971
 Game —5 Jan Stenerud vs. Buffalo, Nov. 2, 1969
 Jan Stenerud vs. Buffalo, Dec. 7, 1969
 Jan Stenerud vs. Buffalo, Dec. 19, 1971
 4 Tommy Brooker vs. San Diego, Dec. 16, 1962
 Mike Mercer vs. New York Jets, Nov. 27, 1966
 Jan Stenerud vs. Houston, Sept. 10, 1968
 Jan Stenerud vs. New York Jets, Sept. 15, 1968
 Jan Stenerud vs. Denver, Oct. 5, 1969
 Jan Stenerud vs. San Diego, Oct. 29, 1972
 Jan Stenerud vs. Chicago, Nov. 12, 1973
 Jan Stenerud vs. San Francisco, Nov. 26, 1973
 Jan Stenerud vs. San Diego, Dec. 16, 1973
 Jan Stenerud vs. Denver, Sept. 21, 1975
 Jan Stenerud vs. Denver, Oct. 26, 1975
 Jan Stenerud vs. Washington, Oct. 10, 1976

Longest Field Goal

- 55 Jan Stenerud vs. Denver, Oct. 4, 1970
 54 Jan Stenerud vs. Houston, Sept. 9, 1967
 Jan Stenerud vs. San Francisco, Dec. 6, 1971
 52 Jan Stenerud vs. Miami, Sept. 28, 1968
 Jan Stenerud vs. Cincinnati, Oct. 13, 1968
 Jan Stenerud vs. Buffalo, Dec. 7, 1969
 Jan Stenerud vs. Washington, Oct. 10, 1976

Most Consecutive Field Goals

- 16 Jan Stenerud, 1969

Highest Completion Percentage

- Career —64.4 Jan Stenerud (247 of 383)
 Season —77.1 Jan Stenerud, 1969 (27 of 35)
 Game —100.0 Jan Stenerud, 1969 (5 of 5 vs. Buffalo,
 Nov. 2 & Dec. 7)

Most Seasons, 100 or More Points

- 5 Jan Stenerud, 1967-71

TOTAL OFFENSE

Most Total Yards, Game

- 448 Len Dawson vs. Denver, 1964 (435 pass, 13 rush)
 383 Len Dawson vs. San Diego, 1974 (381 pass, 2 rush)
 380 Len Dawson vs. San Diego, 1967 (364 pass, 16 rush)

Most Total Yards, Season

- 3,011 Len Dawson, 1962 (2,759 pass, 252 rush)
 2,968 Len Dawson, 1964 (2,879 pass, 89 rush)
 2,719 Len Dawson, 1967 (2,651 pass, 68 rush)

RUSHING

Most Attempts

Lifetime—	1,158	Ed Podolak, 1969-77
	792	Abner Haynes, 1960-64
	762	Curtis McClinton, 1962-69
	736	Mike Garrett, 1966-70
Season —	236	Mike Garrett, 1967
	221	Abner Haynes, 1962
	211	Ed Podolak, 1973
Game —	30	Woody Green vs. New York Giants, Nov. 3, 1974
	29	Ed Podolak vs. Chicago, Oct. 19, 1973
		Ed Podolak vs. Chicago, Nov. 13, 1977
	28	Ed Podolak vs. Chicago, Oct. 19, 1973
	27	Ed Podolak vs. Oakland, Nov. 5, 1972
	26	Abner Haynes vs. Denver, Oct. 8, 1961

Most Yards Gained

Lifetime—	4,451	Ed Podolak, 1969-77
	3,837	Abner Haynes, 1960-64
	3,246	Mike Garrett, 1966-70
	3,124	Curtis McClinton, 1962-69
	2,560	Wendell Hayes, 1968-74
Season —	1,087	Mike Garrett, 1966
	1,049	Abner Haynes, 1962
	875	Abner Haynes, 1960
	866	Robert Holmes, 1968
	841	Abner Haynes, 1961
Game —	192	Mike Garrett vs. New York Jets, Nov. 5, 1967
	169	Mike Garrett vs. Denver, Dec. 17, 1967
	164	Abner Haynes vs. Buffalo, Sept. 30, 1962
	162	Mike Garrett vs. San Diego, Dec. 18, 1966
	158	Jack Spikes vs. Houston, Oct. 1, 1961
		Robert Holmes vs. Cincinnati, Nov. 10, 1968

Most Games, 100 or More Yards

Lifetime—	12	Abner Haynes, 1960 (2); 1961 (3); 1962 (4); 1964 (3)
	8	Ed Podolak, 1970 (2); 1971 (1); 1972 (1); 1973 (1); 1976 (2); 1977 (1)
	7	Mike Garrett, 1966 (2); 1967 (4); 1968 (1)
Season —	4	Abner Haynes, 1962 (122, 112, 164, 107) Mike Garrett, 1967 (133, 101, 198, 169)

Most Consecutive Games, 100 or More Yards

2 Mike Garrett, 1967

Longest Run From Scrimmage

80	Abner Haynes vs. New York Jets (TD), Nov. 29, 1964
	Warren McVea vs. Cincinnati (TD), Oct. 26, 1969
77	Mike Garrett vs. Houston (TD), Oct. 30, 1966
76	Robert Holmes vs. Miami (TD), Sept. 28, 1968
74	Jack Spikes vs. San Diego, Oct. 10, 1961
73	Jack Spikes vs. Houston (TD), Oct. 1, 1961

PASSING

Most Seasons Leading League

4 Len Dawson, 1962, 1964, 1966, 1968

Most Passes Attempted

Lifetime—	3,696	Len Dawson, 1962-75
	1,371	Mike Livingston, 1968-77
	709	Cotton Davidson, 1960-61
Season —	379	Cotton Davidson, 1960
	357	Len Dawson, 1967
	354	Len Dawson, 1964
	352	Len Dawson, 1962
	338	Mike Livingston, 1976
Game —	46	Len Dawson vs. Buffalo, Oct. 13, 1963
	44	Len Dawson vs. San Diego, Nov. 10, 1974
	40	Cotton Davidson vs. Los Angeles, Sept. 10, 1960
	38	Len Dawson vs. Denver, Nov. 1, 1964
		Len Dawson vs. Boston, Nov. 20, 1966

Most Passes Completed

Lifetime	—2,115	Len Dawson, 1962-75
	709	Mike Livingston, 1968-77
	330	Cotton Davidson, 1960-61
Season	—206	Len Dawson, 1967 (357 att.)
	199	Len Dawson, 1964 (354 att.)
	190	Len Dawson, 1963 (352 att.)
	189	Len Dawson, 1962 (310 att.)
		Mike Livingston, 1976 (338 att.)
Game	—26	Len Dawson vs. San Diego, Nov. 10, 1974
	25	Len Dawson vs. Baltimore, Nov. 30, 1975
		Len Dawson vs. Boston, Nov. 20, 1966
		Len Dawson vs. Buffalo, Sept. 22, 1963
	24	Len Dawson vs. San Diego, Oct. 15, 1967
	23	Len Dawson vs. Buffalo, Dec. 12, 1965
		Len Dawson vs. Denver, Nov. 1, 1964

Most Consecutive Passes Completed

15 Len Dawson vs. Houston, Sept. 9, 1967

Highest Passing Efficiency, Lifetime (1,500 or more attempts)

57.22 Len Dawson, 1962-75

Most Yards Gained

Lifetime	—28,507	Len Dawson, 1962-75
	9,253	Mike Livingston, 1968-77
	4,919	Cotton Davidson, 1960-61
Season	—2,879	Len Dawson, 1964
	2,759	Len Dawson, 1962
	2,682	Mike Livingston, 1976
	2,651	Len Dawson, 1967
	2,527	Len Dawson, 1966
Game	—435	Len Dawson vs. Denver, Nov. 1, 1964
	381	Len Dawson vs. San Diego, Nov. 10, 1974
	364	Len Dawson vs. San Diego, Oct. 15, 1967
	356	Len Dawson vs. Buffalo, Dec. 12, 1965
	334	Cotton Davidson vs. Buffalo, Dec. 18, 1960

Longest Pass Completion

- 93 Mike Livingston to Otis Taylor vs. Miami for 79, lateral to Robert Holmes for 14 (TD), Oct. 19, 1969
- 92 Len Dawson to Tommy Brooker vs. Denver (TD), Nov. 18, 1962
Len Dawson to Gloster Richardson vs. Oakland (TD), Nov. 3, 1968
- 90 Len Dawson to Frank Pitts vs. Houston (TD), Nov. 17, 1968
- 89 Len Dawson to Otis Taylor vs. Miami (TD), Nov. 13, 1966
- 84 Len Dawson to Larry Brunson vs. San Diego (TD), Oct. 27, 1974

Most Touchdown Passes

Lifetime	—237	Len Dawson, 1962-75
	50	Mike Livingston, 1968-77
	32	Cotton Davidson, 1960-61
Season	—30	Len Dawson, 1964
	29	Len Dawson, 1962
	26	Len Dawson, 1963 & 1966
	24	Len Dawson, 1967
	21	Len Dawson, 1965
Game	—6	Len Dawson vs. Denver, Nov. 1, 1964
	5	Len Dawson vs. Boston, Sept. 25, 1966
		Len Dawson vs. Miami, Oct. 8, 1967
	4	Len Dawson vs. Denver, Sept. 7, 1963
		Len Dawson vs. Houston, Oct. 6, 1963
		Len Dawson vs. San Diego, Dec. 13, 1964
		Len Dawson vs. New York Jets, Dec. 22, 1963
		Len Dawson vs. Baltimore, Dec. 28, 1970

Most Seasons Leading League, Touchdown Passes

4 Len Dawson, 1962, 1963, 1965, 1966

Most Passes Had Intercepted

Lifetime	—178	Len Dawson, 1962-75
	66	Mike Livingston, 1968-77
	39	Cotton Davidson, 1960-61
Season	—23	Cotton Davidson, 1961
	19	Len Dawson, 1963
	18	Len Dawson, 1964
	17	Len Dawson, 1962 & 1967
Game	—5	Cotton Davidson vs. Houston, Oct. 16, 1960
		Len Dawson vs. Oakland, Nov. 23, 1969
		Mike Livingston vs. Pittsburgh, Oct. 13, 1974

PASS RECEPTIONS

Most Pass Receptions

Lifetime	—410	Otis Taylor, 1965-75
	391	Chris Burford, 1960-67
	288	Ed Podolak, 1969-77
	198	Fred Arbanas, 1962-70
	197	Abner Haynes, 1960-64
Season	—68	Chris Burford, 1962
	66	MacArthur Lane, 1976
	62	Frank Jackson, 1964
	59	Otis Taylor, 1967
	58	Otis Taylor, 1966
Game	—12	Ed Podolak vs. Denver, Oct. 7, 1973
	11	Chris Burford vs. Buffalo, Sept. 22, 1963
		Chris Burford vs. Boston, Sept. 25, 1966
	10	Chris Burford vs. Boston, Oct. 12, 1962
		Chris Burford vs. Buffalo, Oct. 13, 1963
		Frank Jackson vs. New York Jets, Nov. 29, 1964
		Otis Taylor vs. Cincinnati, Oct. 15, 1972
		Ed Podolak vs. Houston, Sept. 29, 1974
	9	Chris Burford vs. Houston, Oct. 6, 1963
		Chris Burford vs. Boston, Nov. 21, 1965
		Otis Taylor vs. San Diego, Nov. 6, 1966
		Otis Taylor vs. San Diego, Oct. 15, 1967
		Larry Brunson vs. San Diego, Nov. 10, 1974

Most Yards Gained, Pass Receiving

Lifetime	—7,306	Otis Taylor, 1965-75
	5,525	Chris Burford, 1960-67
	3,101	Fred Arbanas, 1962-70
	2,709	Abner Haynes, 1960-64
	2,523	Frank Jackson, 1961-65
Season	—1,297	Otis Taylor, 1966
	1,110	Otis Taylor, 1971
	958	Otis Taylor, 1967
	943	Frank Jackson, 1964
	850	Chris Burford, 1961
Game	—213	Curtis McClinton vs. Denver, Dec. 19, 1965
		(5 receptions)
	175	Frank Jackson vs. New York Jets, Nov. 29, 1964
		(10 receptions)
	171	Chris Burford vs. Boston, Oct. 12, 1962
		(10 receptions)

INTERCEPTIONS

Most Interceptions

Lifetime	—57	Johnny Robinson, 1960-71
	56	Emmitt Thomas, 1966-77
	37	Bobby Hunt, 1962-67
	27	Willie Lanier, 1967-77
	26	Bobby Bell, 1963-74
Season	—12	Emmitt Thomas, 1974
	10	Johnny Robinson, 1966
		Bobby Hunt, 1966
		Johnny Robinson, 1970
	9	Emmitt Thomas, 1969
	8	Bobby Hunt, 1962
		Emmitt Thomas, 1971
		Mike Sensibaugh, 1972
		Gary Barbaro, 1977
Game	—4	Bobby Ply vs. San Diego, Dec. 16, 1962
		Bobby Hunt vs. Houston, Oct. 4, 1964
	3	Johnny Robinson vs. Baltimore, Sept. 28, 1970
	2	By many players

Most Yards Returned

Lifetime	—938	Emmitt Thomas, 1966-77 (56 int.)
	741	Johnny Robinson, 1960-71 (57 int.)
	674	Bobby Hunt, 1962-67 (37 int.)
	479	Bobby Bell, 1963-74 (26 int.)
	440	Willie Lanier, 1967-77 (27 int.)
Season	—228	Bobby Hunt, 1963 (6 int.)
	214	Emmitt Thomas, 1974 (12 int.)
	165	Gary Barbaro, 1977 (8 int.)
	156	David Webster, 1960 (6 int.)
	155	Johnny Robinson, 1970 (10 int.)
	147	Emmitt Thomas, 1969 (9 int.)
Game	—108	Bobby Ply vs. San Diego, Dec. 16, 1962 (4 int.)
	102	Gary Barbaro vs. Seattle, Dec. 11, 1977 (1 int.)
	99	Dave Grayson vs. New York Titans, Dec. 17, 1961 (1 int.)
	80	David Webster vs. Oakland, Oct. 9, 1960 (1 int.)
	77	Fred Williamson vs. New York Jets, Dec. 10, 1967 (1 int.)
	75	Willie Lanier vs. San Diego, Dec. 8, 1968 (1 int.)
		Jim Kearney vs. Denver, Oct. 1, 1972 (2 int.)

Longest Interception Return

102	Gary Barbaro vs. Seattle, Dec. 11, 1977 (TD)
100	Tim Collier vs. Oakland, Dec. 18, 1977 (TD)
99	Dave Grayson vs. New York Titans, Dec. 17, 1961 (TD)
80	David Webster vs. Oakland, Oct. 9, 1960 (TD)
77	Fred Williamson vs. New York Jets, Dec. 10, 1967 (TD)
75	Willie Lanier vs. San Diego, Dec. 8, 1968 (TD)
73	Emmitt Thomas vs. Minnesota, Dec. 14, 1974 (TD)

Most Interceptions Returned For Touchdowns

Lifetime	—6	Bobby Bell, 1963-74
	5	Emmitt Thomas, 1966-77
		Jim Kearney, 1967-75
	3	Willie Mitchell, 1964-71
	2	Bobby Hunt, 1962-67
		Willie Lanier, 1967-77
Season	—4	Jim Kearney, 1972
	2	Emmitt Thomas, 1974
Game	—2	Jim Kearney vs. Denver, Oct. 1, 1972

PUNTING

Most Punts

Lifetime	—1,018	Jerrel Wilson, 1963-77
	119	Cotton Davidson, 1960-61
Season	—88	Jerrel Wilson, 1977
	83	Jerrel Wilson, 1974
	80	Jerrel Wilson, 1973
	77	Jerrel Wilson, 1964
	76	Jerrel Wilson, 1970
Game	—10	Jerrel Wilson vs. N.Y. Jets, Sept. 18, 1965
		Jerrel Wilson vs. Denver, Oct. 6, 1974

PUNT RETURNS

Most Punt Returns

Lifetime	—86	Ed Podolak, 1969-77
	71	Larry Brunson, 1974-77
	56	Willie Mitchell, 1964-71
	54	Abner Haynes, 1960-64
	53	Noland Smith, 1967-69
Season	—31	Larry Brunson, 1976
	29	Larry Marshall, 1973
	26	Noland Smith, 1967
	23	Ed Podolak, 1970
	20	Larry Brunson, 1977
	19	Abner Haynes, 1961
		Willie Mitchell, 1965
Game	—8	Ed Podolak vs. San Diego, Nov. 10, 1974
	5	Abner Haynes vs. Buffalo, Nov. 12, 1961
		Noland Smith vs. Houston, Oct. 22, 1967
		Larry Marshall vs. San Diego, Nov. 4, 1973
		Larry Marshall vs. Houston, Nov. 18, 1973

Most Yards Returned

Lifetime—	739	Ed Podolak, 1969-77
	609	Larry Brunson, 1974-77
	589	Noland Smith, 1967-69
	587	Abner Haynes, 1960-64
	471	Willie Mitchell, 1964-71
Season —	387	Larry Brunson, 1976
	311	Ed Podolak, 1970
	270	Noland Smith, 1968
	242	Willie Mitchell, 1965

Longest Punt Return

80	Noland Smith vs. New York Jets, Sept. 15, 1968 (TD)
79	Mike Garrett vs. Buffalo, Sept. 11, 1966 (TD)
71	Willie Mitchell vs. Denver, Dec. 19, 1965 (TD)
64	Noland Smith vs. Boston, Sept. 21, 1969
60	Ed Podolak vs. Denver, Oct. 4, 1970

KICKOFF RETURNS

Most Kickoff Returns

Lifetime—	84	Dave Grayson, 1961-64
	68	Noland Smith, 1967-69
	52	Abner Haynes, 1960-64
Season —	41	Noland Smith, 1967
	30	Dave Grayson, 1964
	29	Emmitt Thomas, 1966
	25	Bill Thomas, 1974
		Lawrence Williams, 1976
Game —	9	Noland Smith vs. Oakland, Nov. 23, 1967
	7	Noland Smith vs. Oakland, Sept. 18, 1966
	6	Noland Smith vs. San Diego, Nov. 19, 1967
		Larry Brunson vs. Pittsburgh, Oct. 13, 1974

Most Yards Returned

Lifetime—	2,231	Dave Grayson, 1961-64
	1,822	Noland Smith, 1967-69
	1,309	Abner Haynes, 1960-64
Season —	1,148	Noland Smith, 1967
	688	Lawrence Williams, 1976
	679	Dave Grayson, 1964
	673	Emmitt Thomas, 1966
	651	Larry Marshall, 1972

Longest Kickoff Return

106	Noland Smith vs. Denver, Dec. 17, 1967 (TD)
99	Dave Grayson vs. Denver, Sept. 7, 1963 (TD)
88	Abner Haynes vs. Buffalo, Oct. 15, 1961
82	Abner Haynes vs. Buffalo, Nov. 6, 1960
80	Dave Grayson vs. Denver, Oct. 11, 1964

TEAM

SCORING

Most Points Scored

Season—	448 (1966)
Game—	59 (Sept. 7, 1963 vs. Denver)

Most Points Allowed

Season—	376 (1976)
Game—	50 (Oct. 3, 1976 at Buffalo)

Fewest Points Scored

Season—	170 (1968)
Game—	0 (two times)

Most Points, Both Teams

88	(Nov. 1, 1964)
	at Kansas City 49, Denver 39
83	(Nov. 11, 1962)
	Dallas 52, at N.Y. Titans 31

Fewest Points, Both Teams

12 (Oct. 20, 1974)
at Miami 9, Kansas City 3
(Nov. 22, 1970)
at Kansas City 6, St. Louis 6
13 (Dec. 8, 1974)
Oakland 7, at Kansas City 6
16 (Dec. 13, 1969)
at Oakland 10, Kansas City 6

Most Touchdowns Scored

Season—55 (1976)
Game— 8 (Sept. 7, 1963 at Denver; Oct. 23, 1966 at Denver)

Most Touchdowns Allowed

Season—51 (1976)
Game— 7 (Oct. 3, 1976 at Buffalo)

Fewest Touchdowns Allowed

Season—18 (1968)

Most Touchdowns Rushing

Season—24 (1960)
Game— 5 (Oct. 23, 1966 at Denver)

Most Touchdowns Passing

Season—32 (1964)
Game— 6 (Nov. 1, 1964 vs. Denver)

Most Touchdowns Rushing Allowed

Season—24 (1975, 1976)
Game— 5 (Nov. 7, 1976 vs. Pittsburgh)

Most Touchdowns Passing Allowed

Season—25 (1964, 1976)
Game— 4 (Oct. 2, 1960 vs. N.Y. Titans, Nov. 18, 1960 at Boston,
Oct. 22, 1961 at Houston, Nov. 24, 1974 at Cincinnati,
Dec. 14, 1974 vs. Minnesota)

Fewest Touchdowns Rushing

Season—6 (1972)

Fewest Touchdowns Passing

Season—10 (1973)

Fewest Touchdowns Rushing Allowed

Season—4 (1968)

Fewest Touchdowns Passing Allowed

Season—10 (1969)

TOTAL YARDS

Most Net Yards Gained

Season—5,114 (2,274 rush, 2,840 pass, 1966)
Game— 615 (Oct. 23, 1966 at Denver)

Fewest Net Yards Gained

Season—3,536 (1973)
Game— 104 (Oct. 29, 1973 at Buffalo)

Most Net Yards Opponent

Season—5,359 (1976)
Game— 539 (Oct. 3, 1977 vs. Oakland)

Fewest Net Yards Opponent

Season—3,163 (1969)
Game—539 (Oct. 3, 1976 vs. Oakland)

RUSHING

Most Yards Rushing

Season—2,407 (1962)
Game— 398 (Oct. 1, 1961 vs. Houston)

Fewest Yards Rushing

Season—1,697 (1963)
Game— 24 (Dec. 8, 1973 at Oakland)

Most Yards Allowed

Season—2,971 (1977)
Game— 330 (Nov. 7, 1976 vs. Pittsburgh)

Fewest Yards Rushing Allowed

Season—1,091 (1969)
Game— -27 (Dec. 4, 1960 vs. Houston)

Most Attempts Rushing

Season—537 (1968)
Game— 60 (Oct. 20, 1968 vs. Oakland)

Fewest Attempts Rushing

Season—400 (1963)
Game— 12 (Dec. 8, 1973 at Oakland)

Most Attempts Rushing Opponent

Season—634 (1977)
Game— 65 (Oct. 29, 1973 at Buffalo)

Fewest Attempts Rushing Opponent

Season—316 (1969)

PASSING

Most Yards Passing

Season—2,929 (1976)
Game— 435 (Nov. 1, 1964 vs. Denver)

Fewest Yards Passing

Season—1,719 (1970)
Game— 12 (Oct. 20, 1968 vs. Oakland)

Most Yards Passing Allowed

Season—2,663 (1976)
Game— 459 (Nov. 18, 1974 at Denver)

Fewest Yards Passing Allowed

Season—1,619 (1972)
Game—9 (Nov. 7, 1971 at N.Y. Jets)

Most Pass Attempts

Season—439 (1963)
Game— 46 (Oct. 13, 1963 vs. Buffalo)

Fewest Pass Attempts

Season—270 (1968)
Game— 2 (Oct. 20, 1968 vs. Oakland)

Most Attempts Opponent

Season—494 (1966)
Game— 49 (Nov. 18, 1974 at Denver)

Fewest Attempts Opponent

Season—324 (1973)

Most Pass Completions

Season—231 (1963)
Game— 26 (Nov. 10, 1974 vs. San Diego)

Fewest Pass Completions

Season—154 (1970)

Game— 1 (Oct. 20, 1968 vs. Oakland)

Most Completions Opponent

Season—239 (1962)

Game— 32 (Nov. 18, 1974 at Denver)

Fewest Completions Opponent

Season—157 (1973)

Game— 3 (Nov. 7, 1971 at N.Y. Jets)

Most Chiefs QBs Sacked

Season—53 (1975)

Fewest Chiefs QBs Sacked

Season—24 (1969)

Most Opponent QBs Sacked

Season—48 (1969)

Fewest Opponent QBs Sacked

Season—22 (1976)

Most Passes Had Intercepted

Season—26 (1977)

Game— 7 (Oct. 13, 1974 vs. Pittsburgh)

Fewest Passes Had Intercepted

Season—11 (1968)

Most Opposition Passes Had Intercepted

Season—37 (1968)

Game— 7 (Dec. 8, 1968 at San Diego)

Fewest Opposition Passes Had Intercepted

Season—20 (1965, 1975)

INTERCEPTIONS

Most Interceptions

Season—37 (1968)

Game— 7 (Dec. 8, 1968 at San Diego)

Fewest Interceptions

Season—20 (1965, 1975)

Most Interceptions Opponent

Season—26 (1977)

Game— 7 (Oct. 13, 1974 vs. Pittsburgh)

Fewest Interceptions Opponent

Season—11 (1968)

Most Yards Interception Returns

Season—596 (1969)

Game—136 (Dec. 11, 1977 vs. Seattle)

Most Touchdowns Interceptions

Season—5 (1972, 1974)

Game—2 (Oct. 1, 1972 vs. Denver)

PUNTING

Most Punts

Season—89 (1977)

Game—10 (Sept. 18, 1965 at NY Jets; Oct. 6, 1974 vs. Denver)

Fewest Punts

Season—61 (1966, 1967)

Most Punting Yards

Season—3,642 (1973)

Game— 465 (Oct. 6, 1974 vs. Denver)

Fewest Punting Yards

Season—2,397 (1960)

Highest Punting Average

Season—45.5 (1973)

Game—56.4 (Oct. 11, 1970 vs. Boston)

Lowest Punting Average

Season—39.3 (1960)

SHUTOUTS

Opponents Scoreless

History—10

Season— 3 (1960)

Chiefs Scoreless

History—2

Season—1 (1963, 1976)

FIRST DOWNS

Most First Downs

Season—275 (1976)

Game— 32 (Oct. 24, 1965 at Houston)

Most First Downs Allowed

Season—309 (1976)

Game— 34 (Nov. 18, 1974 at Denver)

Fewest First Downs

Season—183 (1970)

Game— 7 (Dec. 12, 1970 at Oakland)

Fewest First Downs Allowed

Season—181 (1969)

Game— 6 (Sept. 21, 1969 at Boston)

Most First Downs Rushing

Season—129 (1969)

Game— 15 (Dec. 12, 1976 vs. Cleveland)

Most First Downs Passing

Season—151 (1976)

Game— 19 (Nov. 1, 1964 vs. Denver; Nov. 16, 1969 at N.Y. Jets)

Most First Downs Penalty

Season—23 (1975 and 1977)

Game— 4 (Sept. 28, 1975 vs. N.Y. Jets)

Most First Downs Rushing Allowed

Season—169 (1977)

Game— 21 (Nov. 7, 1976 vs. Pittsburgh)

Most First Downs Passing Allowed

Season—143 (1962)

Game— 25 (Nov. 18, 1974 at Denver)

Most First Downs Penalty Allowed

Season—32 (1970)

Game— 6 (Oct. 30, 1966 vs. Houston)

Fewest First Downs Rushing

Season—83 (1970)

Game— 1 (Sept. 29, 1963 at San Diego; Sept. 20, 1970 at Minnesota; Dec. 8, 1973 at Oakland)

Fewest First Downs Passing

Season—86 (1970)

Game— 4 (Oct. 6, 1974 vs. Denver)

Fewest First Downs Penalty

Season—4 (1969)

PUNT RETURNS**Most Punt Returns**

Season—44 (1974)

Game— 8 (Nov. 10, 1974 vs. San Diego)

Most Yards Punt Returns

Season—450 (1968)

Game— 91 (Sept. 28, 1970 at Baltimore)

Most TDs Punt Returns

Season—2 (1966)

Most Punt Returns Opponent

Season—55 (1974)

Game— 9 (Nov. 24, 1974 at Cincinnati)

Most Yards Punt Returns Opponent

Season—702 (1977)

Game—170 (Sept. 26, 1965 at San Diego)

Most TDs Punt Returns, Opponent

Season—1 (1967, 1976)

KICKOFF RETURNS**Most Kickoff Returns**

Season—64 (1976)

Game—10 (November 23, 1967 vs. Oakland)

Most Yards Kickoff Returns

Season—1,538 (1976)

Game— 215 (November 23, 1967 vs. Oakland)

Most TDs Kickoff Returns

Season—1 (1963, 1967)

Most Kickoff Returns Opponent

Season

Game—9 (Sept. 7, 1963 at Denver)

Most Yards Kickoff Returns Opponent

Season

Game—289 (Sept. 7, 1963 at Denver)

Most TDs Kickoff Returns Opponent

Season—1 (1967)

HOME/AWAY RECORDS

HOME RECORD

Year	W	L	T	Pct.
1960	5	2	0	.714
1961	4	3	0	.571
1962	6	1	0	.857
1963	4	3	0	.571
1964	4	3	0	.571
1965	5	2	0	.714
1966	4	2	1	.643
1967	4	3	0	.571
1968	6	1	0	.857
1969	6	1	0	.857
1970	4	2	1	.643
1971	7	0	0	1.000
1972	3	4	0	.429
1973	5	1	1	.786
1974	1	6	0	.143
1975	3	4	0	.429
1976	1	6	0	.143
1977	1	6	0	.143

ROAD RECORD

Year	W	L	T	Pct.
1960	3	4	0	.429
1961	2	5	0	.286
1962	5	2	0	.714
1963	1	4	2	.286
1964	3	4	0	.429
1965	2	3	2	.429
1966	7	0	0	1.000
1967	5	2	0	.714
1968	6	1	0	.857
1969	5	2	0	.714
1970	3	3	1	.500
1971	3	3	1	.500
1972	5	2	0	.714
1973	2	4	1	.357
1974	4	3	0	.571
1975	2	5	0	.286
1976	4	3	0	.571
1977	1	6	0	.143

18-YEAR TOTALS

	W	L	T	Pct.
Home Games	73	50	3	.579
Road Games	63	56	7	.500
Playoff Games—Home	0	1	0	.000
Playoff Games—Road	4	1	0	.800
Super Bowls	1	1	0	.500
Totals	141	109	10	.542

OPPONENTS RECORDS

Single Game

Most Points:	50	Buffalo, 1976
Most Yards, Total Offense:	539	Oakland, 1968 & 1977
Most Rushes:	65	Buffalo, 1973
Most Yards Rushing:	330	Pittsburgh, 1976
Most Passes Attempted:	49	Denver, 1974
Most Passes Completed:	32	Denver, 1974
Most Yards Passing:	459	Denver, 1974
Most Touchdown Passes:	4	Boston, 1960; New York Titans, 1960; Houston, 1961; Cincinnati, 1974; Minnesota, 1974
Most First Downs:	34	Denver, 1974
Most First Downs Rushing:	21	Pittsburgh, 1976
Most First Downs Passing:	25	Denver, 1974
Most First Downs Penalties:	6	Houston, 1966
Most Punt Returns:	9	Cincinnati, 1974
Most Yards, Punt Returns:	170	San Diego, 1965
Most Kickoff Returns:	9	Denver, 1963; Houston, 1966
Most Yards, Kickoff Returns:	289	Denver, 1963
Most Fumbles:	7	Cincinnati, 1976
Most Fumbles Lost:	5	Cincinnati, 1976

FINAL STANDINGS AMERICAN FOOTBALL CONFERENCE

1977

WESTERN DIVISION

Team	W	L	T
Denver	12	2	0
*Oakland	11	3	0
San Diego	7	7	0
Seattle	5	9	0
Kansas City	2	12	0

CENTRAL DIVISION

Team	W	L	T
Pittsburgh	9	5	0
Houston	8	6	0
Cincinnati	8	6	0
Cleveland	6	8	0

EASTERN DIVISION

Team	W	L	T
Baltimore	10	4	0
Miami	10	4	0
New England	9	5	0
N.Y. Jets	3	11	0
Buffalo	3	11	0

*AFC Wild Card Qualifier

1976

WESTERN DIVISION

Team	W	L	T
Oakland	13	1	0
Denver	9	5	0
San Diego	6	8	0
Kansas City	5	9	0
Tampa Bay	0	14	0

CENTRAL DIVISION

Team	W	L	T
Pittsburgh	10	4	0
Cincinnati	10	4	0
Cleveland	9	5	0
Houston	5	9	0

EASTERN DIVISION

Team	W	L	T
Baltimore	11	3	0
*New England	11	3	0
Miami	6	8	0
N.Y. Jets	3	11	0
Buffalo	2	12	0

*AFC Wild Card Qualifier

1975

WESTERN DIVISION

Team	W	L	T
Oakland	11	3	0
Denver	6	8	0
Kansas City	5	9	0
San Diego	2	12	0

CENTRAL DIVISION

Team	W	L	T
Pittsburgh	12	2	0
*Cincinnati	11	3	0
Houston	10	4	0
Cleveland	3	11	0

EASTERN DIVISION

Team	W	L	T
Baltimore	10	4	0
Miami	10	4	0
Buffalo	8	6	0
New England	3	11	0
N.Y. Jets	3	11	0

*AFC Wild Card Qualifier

1974

WESTERN DIVISION

Team	W	L	T
Oakland	12	2	0
Denver	7	6	1
Kansas City	5	9	0
San Diego	5	9	0

CENTRAL DIVISION

Team	W	L	T
Pittsburgh	10	3	1
Cincinnati	7	7	0
Houston	7	7	0
Cleveland	4	10	0

EASTERN DIVISION

Team	W	L	T
Miami	11	3	0
*Buffalo	9	5	0
New England	7	7	0
N.Y. Jets	7	7	0
Baltimore	2	12	0

*AFC Wild Card Qualifier

1973

WESTERN DIVISION

Team	W	L	T
Oakland	9	4	1
Kansas City	7	5	2
Denver	7	5	2
San Diego	2	11	1

CENTRAL DIVISION

Team	W	L	T
Cincinnati	10	4	0
*Pittsburgh	10	4	0
Cleveland	7	5	2
Houston	1	13	0

EASTERN DIVISION

Team	W	L	T
Miami	12	2	0
Buffalo	9	5	0
New England	5	9	0
Baltimore	4	10	0
N.Y. Jets	4	10	0

*AFC Wild Card Qualifier

1972

WESTERN DIVISION

Team	W	L	T
Oakland	10	3	1
Kansas City	8	6	0
Denver	5	9	0
San Diego	4	9	1

CENTRAL DIVISION

Team	W	L	T
Pittsburgh	11	3	0
*Cleveland	10	4	0
Cincinnati	8	6	0
Houston	1	13	0

EASTERN DIVISION

Team	W	L	T
Miami	14	0	0
N.Y. Jets	7	7	0
Baltimore	5	9	0
Buffalo	4	9	1
New England	3	11	0

*AFC Wild Card Qualifier

1971

WESTERN DIVISION

Team	W	L	T
Kansas City	10	3	1
Oakland	8	4	2
San Diego	6	8	0
Denver	4	9	1

CENTRAL DIVISION

Team	W	L	T
Cleveland	9	5	0
Pittsburgh	6	8	0
Houston	4	9	1
Cincinnati	4	10	0

EASTERN DIVISION

Team	W	L	T
Miami	10	3	1
*Baltimore	10	4	0
New England	6	8	0
N.Y. Jets	6	8	0
Buffalo	1	13	0

*AFC Wild Card Qualifier

1970

WESTERN DIVISION

Team	W	L	T
Oakland	8	4	2
Kansas City	7	5	2
San Diego	5	6	3
Denver	5	8	1

CENTRAL DIVISION

Team	W	L	T
Cincinnati	8	6	0
Cleveland	7	7	0
Pittsburgh	5	9	0
Houston	3	10	1

EASTERN DIVISION

Team	W	L	T
Baltimore	11	2	1
*Miami	10	4	0
New York Jets	4	10	0
Buffalo	3	10	1
Boston	2	12	0

*AFC Wild Card Qualifier

1969

WESTERN DIVISION

Team	W	L	T
Oakland	12	1	1
Kansas City	11	3	0
San Diego	8	6	0
Denver	5	8	1
Cincinnati	4	9	1

EASTERN DIVISION

Team	W	L	T
New York Jets	10	4	0
Houston	6	6	2
Boston	4	10	0
Buffalo	4	10	0
Miami	3	10	1

1968

WESTERN DIVISION

Team	W	L	T
Oakland	12	2	0
Kansas City	12	2	0
San Diego	9	5	0
Denver	5	9	0
Cincinnati	3	11	0

EASTERN DIVISION

Team	W	L	T
New York Jets	11	3	0
Houston	7	7	0
Miami	5	8	1
Boston	4	10	0
Buffalo	1	12	1

1967

WESTERN DIVISION

Team	W	L	T
Oakland	13	1	0
Kansas City	9	4	0
San Diego	8	5	1
Denver	3	11	0

EASTERN DIVISION

Team	W	L	T
Houston	9	4	1
New York Jets	8	5	1
Buffalo	4	10	0
Miami	4	10	0
Boston	3	10	1

1966

WESTERN DIVISION

Team	W	L	T
Kansas City	11	2	1
Oakland	8	5	1
San Diego	7	6	1
Denver	4	10	0

EASTERN DIVISION

Team	W	L	T
Buffalo	9	4	1
Boston	8	4	2
New York Jets	6	6	2
Houston	3	11	0
Miami	3	11	0

1965

WESTERN DIVISION

Team	W	L	T
San Diego	9	2	3
Oakland	8	5	1
Kansas City	7	5	2
Denver	4	10	0

EASTERN DIVISION

Team	W	L	T
Buffalo	10	3	1
New York Jets	5	8	1
Boston	4	8	2
Houston	4	10	0

1964

WESTERN DIVISION

Team	W	L	T
San Diego	8	5	1
Kansas City	7	7	0
Oakland	5	7	2
Denver	2	11	1

EASTERN DIVISION

Team	W	L	T
Buffalo	12	2	0
Boston	10	3	1
New York Jets	5	8	1
Houston	4	10	0

1963

WESTERN DIVISION

Team	W	L	T
San Diego	11	3	0
Oakland	10	4	0
Kansas City	5	7	2
Denver	2	11	1

EASTERN DIVISION

Team	W	L	T
Boston	7	6	1
Buffalo	7	6	1
Houston	6	8	0
New York Jets	5	8	1

1962

WESTERN DIVISION

Team	W	L	T
Dallas	11	3	0
Denver	7	7	0
San Diego	4	10	0
Oakland	1	13	0

EASTERN DIVISION

Team	W	L	T
Houston	11	3	0
Boston	9	4	1
Buffalo	7	6	1
New York Titans	5	9	0

1961

WESTERN DIVISION

Team	W	L	T
San Diego	12	2	0
Dallas	6	8	0
Denver	3	11	0
Oakland	2	12	0

EASTERN DIVISION

Team	W	L	T
Houston	10	3	1
Boston	9	4	1
New York Titans	7	7	0
Buffalo	6	8	0

1960

WESTERN DIVISION

Team	W	L	T
Los Angeles	10	4	0
Dallas	8	6	0
Oakland	6	8	0
Denver	4	9	1

EASTERN DIVISION

Team	W	L	T
Houston	10	4	0
New York Titans	7	7	0
Buffalo	5	8	1
Boston	5	9	0

AFC CHAMPIONSHIP GAMES

1977 Denver 20, Oakland 17
1976 Oakland 24, Pittsburgh 7
1975 Pittsburgh 16, Oakland 10
1974 Pittsburgh 24, Oakland 13
1973 Miami 27, Oakland 10
1972 Miami 21, Pittsburgh 17
1971 Miami 21, Baltimore 0
1970 Baltimore 27, Oakland 17
1969 **Kansas City 17**, Oakland 7
1968 New York Jets 27, Oakland 23
1967 Oakland 40, Houston 7
1966 **Kansas City 31**, Buffalo 7
1965 Buffalo 23, San Diego 0
1964 Buffalo 20, San Diego 7
1963 San Diego 51, Boston 10
1962 **Dallas 20**, Houston 17 (OT)
1961 Houston 10, San Diego 3
1960 Houston 24, Los Angeles 16

DIVISIONAL PLAYOFF RESULTS

1977 Oakland 37, Baltimore 31 (OT)
Denver 34, Pittsburgh 21
1976 Pittsburgh 40, Baltimore 14
Oakland 24, New England 21
1975 Pittsburgh 28, Baltimore 10
Oakland 31, Cincinnati 28
1974 Oakland 28, Miami 26
Pittsburgh 32, Buffalo 14
1973 Oakland 33, Pittsburgh 14
Miami 34, Cincinnati 16
1972 Pittsburgh 13, Oakland 7
Miami 20, Cleveland 14
1971 Miami 27, **Kansas City 24** (OT)
Baltimore 20, Cleveland 3
1970 Baltimore 17, Cincinnati 0
Oakland 21, Miami 14
1969 **Kansas City 13**, New York Jets 6
Oakland 56, Houston 7
1968 Oakland 41, **Kansas City 6**
1963 Boston 26, Buffalo 18

SUPER BOWL RESULTS

1978 Dallas 27, Denver 10 at New Orleans
1977 Oakland 32, Minnesota 14 at Pasadena, Calif.
1976 Pittsburgh 21, Dallas 17 at Miami
1975 Pittsburgh 16, Minnesota 6 at New Orleans
1974 Miami 24, Minnesota 7 at Houston
1973 Miami 14, Washington 7 at Los Angeles
1972 Dallas 24, Miami 3 at New Orleans
1971 Baltimore 16, Dallas 13 at Miami
1970 **Kansas City 23**, Minnesota 7 at New Orleans
1969 New York Jets 16, Baltimore 7 at Miami
1968 Green Bay 33, Oakland 14 at Miami
1967 Green Bay 35, **Kansas City 10** at Los Angeles

CHIEFS CHAMPIONSHIP REVIEW

1962 AFL CHAMPIONSHIP GAME DALLAS at HOUSTON December 23, 1962

A contest that moved the infant American Football League into the national consciousness proved to be the first of three AFL titles for Hank Stram's Texans/Chiefs.

Following second place finishes in each of the league's first two seasons, the Texans ran away with the AFL West championship in 1962. Dallas finished 11-3, a full four games in front, and was matched with the Houston Oilers, also 11-3, who had won the AFL title in 1960 and '61 over the Los Angeles, then San Diego Chargers.

The Texans, paced by a pair of touchdowns from Abner Haynes, took a 17-0 halftime advantage. Haynes scored first on a 28-yard pass from Len Dawson and then on a two-yard run after Tommy Brooker had given Dallas a 3-0 first-quarter advantage with a 16-yard field goal.

But the momentum quickly shifted to the Oilers in the second half. George Blanda, then a "young" 35-year-old, passed 15 yards to Willard Dewveall for a touchdown and kicked a 31-yard field goal before Charley Tolar burst over from the one to tie the game at 17-17 in the fourth quarter.

The two teams then went into the first sudden death overtime in AFL annals. The Texans won the toss and Stram elected to kick off, maintaining his defense could hold the Oilers long enough for Dawson to get the ball in good field position. Herein came the famous "kick to the clock" episode in which Texans captain Haynes inadvertently elected for his team to kick into the wind instead of having it as the consolation for not receiving the football.

Neither club mounted a serious challenge in the early stages of overtime, but as the fifth quarter was drawing to a close, Dallas defensive end Bill Hull intercepted a Blanda pass and returned to midfield. Dawson then passed to Jack Spikes for 10 yards, Spikes, the game's most valuable player, ran for 19 and the Texans were in field goal range. At the 2:54 mark of the sixth quarter, Brooker kicked a 25-yard field goal to give the Texans a 20-17 victory and the American Football League championship. The game lasted 77 minutes and 54 seconds and would be the longest in pro football history until the Chiefs and Miami Dolphins played over 82 minutes nearly a decade later in 1971.

TEXANS.....	3	14	0	0	0	3—20
OILERS.....	0	0	7	10	0	0—17

SCORING

Dal — Brooker 16 FG

Dal — Haynes 28 pass from Dawson (Brooker kick)

Dal — Haynes 2 run (Brooker kick)

Hou — Dewveall 15 pass from Blanda (Blanda Kick)

Hou — Blanda 31 FG

Hou — Tolar 1 run (Blanda kick)

Dal — Brooker 25 FG

Attendance: 37,981

SUMMARY

Passing—Blanda, Hou, 23-of-46, 261 yards, 1 TD, 5 int; Dawson, Dal, 9-of-14, 88 yards, 1 TD. **Rushing**—Spikes, Dal, 11-77 yards; McClinton, Dal, 24-70 yards; Tolar, Hou, 17-58 yards; Haynes, Dal, 14-43 yards, 1 TD. **Receiving**—Dewveall, Hou, 6-95 yards, 1 TD; Cannon, Hou, 6-54 yards; McLeod, Hou, 5-70 yards; Haynes, Dal, 3-45 yards, 1 TD. **Interceptions**—Robinson, Dal, 2-50 yards; Holub, Dal, 1-43 yards; Hull, Dal, 1-23 yards; Grayson, Dal, 1-20 yards.

1966 AFL CHAMPIONSHIP GAME

KANSAS CITY at BUFFALO

January 1, 1967

With a berth in Super Bowl I as the prize, the Chiefs visited ancient War Memorial Stadium for a New Year's Day clash with the defending AFL champion Buffalo Bills.

The game, played in frigid, subzero temperatures, produced its first break on the opening kickoff. Jerrel Wilson recovered a Bills fumble on the Buffalo 31-yard line. Three plays later, Len Dawson passed 29 yards to Fred Arbanas for the first touchdown and a 7-0 Kansas City lead.

Buffalo, though, tied the game near the end of the opening period when Jack Kemp hit Elbert Dubenion on a 69-yard pass play. Few thought it would be the Bills final score of the day.

The Chiefs defense stiffened and Dawson led the offense to 10 second-quarter points. Otis Taylor caught a 29-yard touchdown pass and Mike Mercer added a 32-yard field goal, aided by a 72-yard pass interception by Johnny Robinson.

Mike Garrett then applied the coup de grace for the Chiefs by scoring on runs of one and 18 yards. Kansas City won its second AFL title in four years and awaited the Green Bay Packers in Super Bowl I.

CHIEFS	7	10	0	14—31
BILLS	7	0	0	0—7

SCORING

KC — Arbanas 29 pass from Dawson (Mercer kick)

Buff — Dubenion 69 pass from Kemp (Lusteg kick)

KC — Taylor 29 pass from Dawson (Mercer kick)

KC — Mercer 32 FG

KC — Garrett 1 run (Mercer kick)

KC — Garrett 18 run (Mercer kick)

Attendance: 42,080

SUMMARY

Passing—Dawson, KC, 16-of-24, 227 yards, 2 TDs; Kemp, Buff, 12-of-27, 253 yards, 1 TD, 2 int. **Rushing**—Garrett, KC, 13-39 yards; McClinton, KC, 11-38 yards; Carlton, Buff, 9-31 yards. **Receiving**—Burnett, Buff, 6-127 yards; Taylor, KC, 5-78 yards, 1 TD; Burford, KC, 4-76 yards; Dubenion, Buff, 2-79 yards, 1 TD; Arbanas, KC, 2-44 yards, 1 TD. **Interceptions**—Robinson, KC, 1-72 Yards; Thomas, KC, 1-26 yards.

SUPER BOWL I

KANSAS CITY vs GREEN BAY

January 15, 1967

Representing themselves and the American Football League in the first championship match with the National Football League, the Chiefs played well for one half before bowing to the supremacy of the Green Bay Packers.

Vince Lombardi's Packers, one of the great pro football teams of all time, won Super Bowl I by a 35-10 score. But the Packers held a slim 14-10 advantage at the half before the game turned on one play in the third quarter.

Green Bay opened the scoring when Bart Starr passed 37 yards to Max McGee, McGee making a remarkable one-handed catch for the touchdown. Len Dawson tied the game for the Chiefs when he passed to Curtis McClinton for a second period touchdown. The Packers then went back on top, 14-7, before Mike Mercer kicked a 31-yard field goal just before the half ended.

The Chiefs momentum carried over into the third quarter as Kansas City moved to a first down on its initial possession. But then the game's key play, one that doomed the underdog Chiefs, unfolded when Willie Wood intercepted a Dawson pass intended for Fred Arbanas at midfield. Wood returned all the way to the Chiefs 5-yard line, where Elijah Pitts ran for a third Green Bay touchdown and an insurmountable 21-10 lead.

CHIEFS.....	0	10	0	0—10
PACKERS.....	7	7	14	7—35

SCORING

GB — McGee 37 pass from Starr (Chandler kick)
 KC — McClinton 7 pass from Dawson (Mercer kick)
 GB — Taylor 14 run (Chandler kick)
 KC — Mercer 31 FG
 GB — Pitts 5 run (Chandler kick)
 GB — McGee 13 pass from Starr (Chandler kick)
 GB — Pitts 1 run (Chandler kick)
 Attendance: 63,036

SUMMARY

Passing—Starr, GB, 16-of-23, 250 yards, 2 TDs, 1 int; Dawson, KC, 16-of-27, 211 yards, 1 TD, 1 int. **Rushing**—J. Taylor, GB, 16-53 yards; Pitts, GB, 11-45 yards; Dawson, KC, 3-24 yards; Garrett, KC, 6-17 yards. **Receiving**—McGee, GB, 7-138 yards, 2 TDs; Burford, KC, 4-67 yards; Dale, GB, 4-59 yards; O. Taylor, KC, 4-57 yards; Garrett, KC, 3-28 yards. **Interceptions**—Wood, GB, 1-50 yards; Mitchell, KC, 1-0 yards.

1969 AFL CHAMPIONSHIP GAME KANSAS CITY at OAKLAND January 4, 1970

On the day the American Football League played the final game of its 10-year history, the Kansas City Chiefs became the only three-time AFL champion. The Chiefs, through a curious playoff system, played their Western Division rivals, the Oakland Raiders, for the league's last title. Oakland, which had won the AFL West and held a pair of regular season wins over the Chiefs, went down to a 17-7 defeat, the first of several AFL/AFC title game defeats that have bedeviled the Raiders during the past decade.

Ironically, Kansas City's win in the Oakland Coliseum was its last to date. And the Raiders have fared little better in the confines of Municipal and then Arrowhead Stadium.

The contest, unlike other Raiders-Chiefs matchups, was marked by turnovers. The two clubs managed one first-half touchdown apiece, Oakland's on a three-yard run by Charlie Smith, Kansas City responding with a one-yard plunge by Wendell Hayes after Len Dawson had hit on passes of 14 yards to Otis Taylor and 41 yards to Frank Pitts.

In the third quarter, George Blanda twice missed field goal attempts that would have moved Oakland in front. Midway through the period, Kansas City mounted a drive from its own 2-yard line, the field position a result of a fumble which luckily was recovered before it bounded into the end zone. Dawson and Taylor pulled Kansas City out of the hole with a 35-yard pass and run play. Robert Holmes added 23 more on a flare pass in the left flat and then scored the go-ahead touchdown five plays later.

At this point, the game became a defensive struggle. Led by defensive charges from the entire front four of Aaron Brown, Buck Buchanan, Curley Culp and Jerry Mays, the Chiefs continually harassed Raiders quarterback Daryle Lamonica. But the turnovers which would plague both teams were only beginning.

In the fourth quarter, turnovers gave Oakland the football three times in Kansas City territory. Three times the Chiefs responded with interceptions, one each by Jim Marsalis, Jim Kearney and Emmitt Thomas. Thomas's steal was his second of the day and covered 62 yards to the Oakland 18-yard line. Jan Stenerud's field goal provided a 17-7 lead and a return to the Super Bowl.

CHIEFS.....	0	7	7	3-17
RAIDERS.....	7	0	0	0-7

SCORING

Oak — Smith 3 run (Blanda kick)
 KC — Hayes 1 run (Stenerud kick)
 KC — Holmes 5 run (Stenerud kick)
 KC — Stenerud 22 FG
 Attendance: 54,444

SUMMARY

Passing—Dawson, KC, 7-of-17, 129 yards; Lamonica, Oak, 15-of-39, 167 yards, 3 int. **Rushing**—Dixon, Oak, 12-36 yards; Hayes, KC, 8-35 yards, 1 TD; Smith, Oak, 12-31 yards, 1 TD; Garrett, KC, 7-19 yards. **Receiving**—Smith, Oak, 8-86 yards; Taylor, KC, 3-62 yards; Sherman, Oak, 3-45 yards; Cannon, Oak, 2-22 yards; Holmes, KC, 2-16 yards. **Interceptions**—Thomas, KC, 2-69 yards; Marsalis, KC, 1-23 yards; Kearney, KC, 1-17 yards.

SUPER BOWL IV KANSAS CITY vs MINNESOTA January 11, 1970

Kansas City's finest sports hour concluded at 5:20 in the afternoon of Sunday, January 11, 1970, when the Chiefs defeated the Minnesota Vikings, 23-7, for the world championship of pro football.

The Chiefs, who finished 11-3 on the season and defeated the New York Jets and Oakland in the playoffs, closed out their first decade as the outstanding team in the American Football League which, with Super Bowl IV, came to an end. Beginning in 1970, the two leagues merged, with the AFL becoming the American Football Conference of the NFL.

Minnesota, a prohibitive favorite, was 12-2 during the regular season and at one point had won 12 games in succession.

The Chiefs took an early lead when Jan Stenerud kicked a 48-yard first quarter field goal. Stenerud's kick remains a Super Bowl record. He then followed with field goals of 32 and 25 yards for a 9-0 lead.

Kansas City received the first break in the game when the Vikings Charlie West fumbled a kickoff and Remi Prudhomme recovered at the Minnesota 19-yard line. After an eight-yard loss, Len Dawson handed off to Wendell Hayes, who rambled for 13 yards up the middle on a draw play. A 10-yard pass to Otis Taylor gave the Chiefs a first down at the 4. Three plays later Mike Garrett burst off-tackle for five yards and a touchdown. The Chiefs held a 16-0 halftime lead, stunning the Vikings and a nationwide television audience.

Minnesota mounted a mild third-quarter comeback when Dave Osborn scored from four yards out to cut the margin to 16-7. But any hopes the Vikings had of getting closer were dashed by Otis Taylor, who lived up to his big-play reputation repeatedly through that season.

Dawson hit Taylor on a short hitch pattern, but when Earsell Mackbee missed the initial tackle, Taylor was loose down the right sideline, highstepping his way to a 46-yard touchdown. After three quarters, the Chiefs again held a 16-point lead.

As was so often the case in 1969, the defense came to the fore. Minnesota had the ball three times in the final period and, as in the Oakland game the previous week, the Chiefs snuffed out all three chances with interceptions. Middle linebacker Willie Lanier picked off a Joe Kapp pass to halt a rally at the Chiefs 34-yard line. Later on, Johnny Robinson, playing with what turned out to be three broken ribs, grabbed another errant Kapp throw. In the game's closing minutes, Emmitt Thomas intercepted his third pass of the playoffs. The Chiefs then ran out the clock to capture the AFL's second consecutive Super Bowl triumph.

The American Football League's 10-year history had come to an end with the Kansas City Chiefs its most successful team. The 1970s would usher in a new era for the Chiefs, an era that would produce noted changes as the club sought to regain its position as world champion.

CHIEFS.....	3	13	7	0—23
VIKINGS.....	0	0	7	0— 7

SCORING

KC — Stenerud 48 FG

KC — Stenerud 32 FG

KC — Stenerud 25 FG

KC — Garrett 5 run (Stenerud kick)

Minn — Osborn 4 run (Cox kick)

KC — Taylor 46 pass from Dawson (Stenerud kick)

Attendance: 80,562

SUMMARY

Passing—Dawson, KC, 12-of-17, 142 yards, 1 TD, 1 int; Kapp, Minn, 16-of-25, 183 yards, 2 int. **Rushing**—Garrett, KC, 11-39 yards, 1 TD; Pitts, KC, 3-37 yards; Hayes, KC, 8-31 yards; Brown, Minn, 6-26 yards; Reed, Minn, 4-17 yards. **Receiving**—Henderson, Minn, 7-111 yards; Taylor, KC, 6-81 yards, 1 TD; Pitts, KC, 3-33 yards; Brown, Minn, 3-11 yards; Beasley, Minn, 2-14 yards. **Interceptions**—Lanier, KC, 1-9 yards; Robinson, KC, 1-9 yards; Thomas, KC, 1-6 yards.

CHIEFS COACHING RECORD

1960-74	Hank Stram	124-76-10	.614
1975-77	Paul Wiggin	11-24- 0	.314
1977	Tom Bettis	1- 6- 0	.143

CHIEFS HALL OF FAME

In tribute to those who have made outstanding contributions to the success of the Kansas City Chiefs Football Club, the team has established a Hall of Fame. Each year a new inductee is announced with the unveiling of a bronze bust of the person being honored at the annual "101 Banquet," Kansas City's yearly salute to the men of professional football.

Chiefs Hall of Fame Inductees:

- 1969 — Lamar Hunt, chairman of the board
- 1970 — Mack Lee Hill, running back
- 1971 — Jerry Mays, defensive end
- 1972 — Fred Arbanas, tight end
- 1973 — Johnny Robinson, safety
- 1974 — Chris Burford, wide receiver
- 1975 — E.J. Holub, linebacker-center
- 1976 — Jim Tyrer, tackle
- 1977 — Mike Garrett, running back

CHIEFS HALL OF FAME



Lamar Hunt
1969



Mack Lee Hill
1970



Jerry Mays
1971



Fred Arbanas
1972



Johnny Robinson
1973



Chris Burford
1974



E.J. Holub
1975



Jim Tyrer
1976



Mike Garrett
1977

CHIEFS 1978 OPPONENTS

PRESEASON GAMES

HOUSTON OILERS*

6910 Fannin Street, Houston, Texas 77025

Head Coach: O. A. Phillips (23-19) Fourth Year

Public Relations Director: Jack Cherry (713) 797-9111

1977 Record: 8-6 (2nd AFC Central)

1977 Leaders: Passing—Dan Pastorini (169 of 318, 1,969 yards, 13 TDs); **Rushing**—Ronnie Coleman (185-660 yards, 5 TDs); **Receiving**—Ken Burrough (43-816 yards, 8 TDs); **Interceptions**—Mike Reinfeldt (5-78 yards); **Scoring**—Toni Fritsch (12 of 16 field goals, 19 of 20 field goals, 55 points).

GREEN BAY PACKERS

1265 Lombardi Avenue, Green Bay, Wisconsin 54303

Head Coach: Bart Starr (13-29) Fourth Year

Public Relations Director: Chuck Lane (414) 494-2351

1977 Record: 4-10 (4th NFC Central)

1977 Leaders: Passing—Lynn Dickey (113 of 220, 1,346 yards, 5 TDs); **Rushing**—Barty Smith (166-554 yards, 2 TDs); **Receiving**—Barty Smith (37-340 yards, 1 TD); **Interceptions**—Steve Luke (4-9 yards) and M.C. McCoy (4-2 yards); **Scoring**—Chester Marcol (13 of 21 field goals, 11 of 14 conversions, 50 points).

MINNESOTA VIKINGS

7110 France Avenue South, Edina, Minnesota 55435

Head Coach: Bud Grant (107-43-4) 12th Year

Public Relations Director: Merrill Swanson (612) 920-4805

1977 Record: 9-5 (1st NFC Central)

1977 Leaders: Passing—Fran Tarkenton (155 of 258, 1,734 yards, 9 TDs); **Rushing**—Chuck Foreman (270-1,112 yards, 6 TDs); **Receiving**—Ahmad Rashad (51-681 yards, 2 TDs); **Interceptions**—Bobby Bryant (4-44 yards); **Scoring**—Fred Cox (8 of 17 field goals, 25 of 28 conversions, 50 points).

NEW ENGLAND PATRIOTS

Route One, Schaefer Stadium, Foxboro, Massachusetts 02035

Head Coach: Chuck Fairbanks (35-35) Sixth Year

Public Relations Director: Pat Horne (617) 543-7911

1977 Record: 9-5 (3rd AFC East)

1977 Leaders: Passing—Steve Grogan (160 of 305, 2,162 yards, 17 TDs); **Rushing**—Sam Cunningham (270-1,015 yards, 4 TDs); **Receiving**—Sam Cunningham (42-370 yards, 1 TD); **Interceptions**—Mike Haynes (5-54 yards); **Scoring**—John Smith (15 of 21 field goals, 33 of 33 conversions, 78 points).

ST. LOUIS CARDINALS

200 Stadium Plaza, St. Louis, Missouri 63102

Head Coach: Bud Wilkinson (First Year)

Public Relations Director: Kevin Byrne (314) 421-0777

1977 Record: 7-7 (3rd NFC East)

1977 Leaders: Passing—Jim Hart (185 of 354, 2,534 yards, 13 TDs); **Rushing**—Terry Metcalf (149-739 yards, 4 TDs); **Receiving**—Ike Harris (40-547 yards, 3 TDs); **Interceptions**—Roger Wehrli (5-44 yards); **Scoring**—Jim Bakken (7 of 16 field goals, 35 of 36 conversions, 56 points).

*Rookie and regular season game

REGULAR SEASON GAMES

CINCINNATI BENGALS

200 Riverfront Stadium, Cincinnati, Ohio 45202

Head Coach: Bill Johnson (18-10) Third Year

Public Relations Director: Al Heim (513) 621-3550

1977 Record: 8-6 (3rd AFC Central)

1977 Leaders: Passing—Ken Anderson (166 of 323, 2,145 yards, 11 TDs); **Rushing**—Pete Johnson (152-583 yards, 4 TDs); **Receiving**—Billy Brooks (39-772 yards, 4 TDs); **Interceptions**—Lemar Parrish (3-95 yards, 1 TD) and Reggie Williams (3-67 yards, 1 TD).

HOUSTON OILERS

(See Preseason Directory)

NEW YORK GIANTS

Giants Stadium, East Rutherford, New Jersey 07073

Head Coach: John McVay (8-13) Third Year

Public Relations Director: Ed Croke (201) 935-8111

1977 Record: 5-9 (5th NFC East)

1977 Leaders: Passing—Joe Pisarcik (103 of 241, 1,346 yards, 4 TDs); **Rushing**—Bob Hammond (154-577 yards, 3 TDs); **Receiving**—Jimmy Robinson (22-422 yards, 3 TDs); **Interceptions**—Bill Bryant (3-54 yards, 1 TD); **Scoring**—Joe Danelo (14 of 23 field goals, 19 of 20 conversions, 61 points).

DENVER BRONCOS

5700 Logan Street, Denver, Colorado 80201

Head Coach: Robert "Red" Miller (12-2) Second Year

Public Relations Director: Bob Peck (303) 623-8778

1977 Record: 12-2 (1st AFC West)

1977 Leaders: Passing—Craig Morton (131 of 254, 1,929 yards, 14 TDs); **Rushing**—Otis Armstrong (130-489 yards, 4 TDs); **Receiving**—Riley Odoms (37-429 yards, 3 TDs); **Interceptions**—Billy Thompson (5-122 yards); **Scoring**—Jim Turner (13 of 19 field goals, 31 of 34 conversions, 76 points).

BUFFALO BILLS

One Bills Drive, Orchard Park, New York 14127

Head Coach: Chuck Knox (54-15-1) Seventh Year

Public Relations Director: L. Budd Thalman (716) 648-1800

1977 Record: 3-11 (5th AFC East)

1977 Leaders: Passing—Joe Ferguson (221 of 457, 2,803 yards, 12 TDs); **Rushing**—O. J. Simpson (126-557 yards); **Receiving**—Bob Chandler (60-745 yards, 4 TDs); **Interceptions**—Tony Greene (9-144 yards); **Scoring**—Carson Long (7 of 11 field goals, 13 of 14 conversions, 34 points).

TAMPA BAY BUCCANEERS

One Buccaneer Place, Tampa, Florida 33607

Head Coach: John McKay (2-26) Third Year

Public Relations Director: Bob Best (813) 870-2700

1977 Record: 2-12 (5th NFC Central)

1977 Leaders: Passing—Gary Huff (67 of 138, 889 yards, 3 TDs); **Rushing**—Ricky Bell (148-436 yards, 1 TD); **Receiving**—Morris Owens (34-655 yards, 3 TDs); **Interceptions**—Mike Washington (5-71 yards, 1 TD); **Scoring**—Allan Leavitt (5 of 10 field goals, 5 of 5 conversions, 20 points).

OAKLAND RAIDERS

7811 Oakport Street, Oakland California 94621

Head Coach: John Madden (96-25-7) 10th Year

Public Relations Director:

1977 Record: 11-3 (2nd AFC West)

1977 Leaders: Passing—Ken Stabler (169 of 294, 2,176 yards, 20 TDs); **Rushing**—Mark van Eeghen (327-1,273 yards, 7 TDs); **Receiving**—Dave Casper (48-584 yards, 6 TDs);

Interceptions—Jack Tatum (6-146 yards); **Scoring**—Errol Mann (20 of 28 field goals, 39 of 42 conversions, 99 points).

CLEVELAND BROWNS

Cleveland Stadium, Cleveland, Ohio 44114

Head Coach: Sam Rutigliano (First Year)

Public Relations Director: Nate Wallack (216) 696-5555

1977 Record: 6-8 (4th AFC Central)

1977 Leaders: Passing—Brian Sipe (112 of 195, 1,233 yards, 9 TDs); **Rushing**—Greg Pruitt (236-1,086 yards, 3 TDs); **Receiving**—Cleo Miller (41-291 yards, 1 TD); **Interceptions**—Thom Darden (6-107 yards, 1 TD); **Scoring**—Don Cockroft (17 of 23 field goals, 30 of 31 conversions, 81 points).

PITTSBURGH STEELERS

300 Stadium Circle, Pittsburgh, Pennsylvania 15212

Head Coach: Chuck Noll (74-51-1) 10th Year

Public Relations Director: Joe Gordon (412) 323-1200

1977 Record: 9-5 (1st AFC Central)

1977 Leaders: Passing—Terry Bradshaw (162 of 314, 2,523 yards, 17 TDs); **Rushing**—Franco Harris (300-1,162 yards, 11 TDs); **Receiving**—Lynn Swann (50-789 yards, 7 TDs); **Interceptions**—Mel Blount (6-65 yards); **Scoring**—Franco Harris (11 touchdowns, 66 points).

SAN DIEGO CHARGERS

9449 Friars Road, San Diego, California 92120

Head Coach: Tommy Prothro (34-48-2) Seventh Year

Public Relations Director: Rick Smith (714) 280-2111

1977 Record: 7-7 (3rd AFC West)

1977 Leaders: Passing—James Harris (109 of 211, 1,240 yards, 5 TDs); **Rushing**—Rickey Young (157-543 yards, 4 TDs); **Receiving**—Rickey Young (48-423 yards); **Interceptions**—Mike Fuller (5-61 yards); **Scoring**—Rolf Benirschke (17 of 23 field goals, 21 of 25 conversions, 72 points).

SEATTLE SEAHAWKS

5305 Lake Washington Boulevard, Kirkland, Washington 98033

Head Coach: Jack Patera (7-21) Third Year

Public Relations Director: Don Andersen (206) 827-9777

1977 Record: 5-9 (4th AFC West)

1977 Leaders: Passing—Jim Zorn (104 of 251, 1,683 yards, 16 TDs); **Rushing**—Sherman Smith (163-763 yards, 4 TDs); **Receiving**—Steve Largent (33-643 yards, 10 TDs); **Interceptions**—Autry Beamon (6-36 yards); **Scoring**—John Leyboldt (9 of 18 field goals, 33 of 37 conversions, 60 points) and Steve Largent (10 touchdowns, 60 points).

KANSAS CITY CHIEFS ALL-TIME ATTENDANCE

HOME ATTENDANCE

Year	Preseason	Regular Season	Total
1960	51,000	171,500	222,500
1961	20,500	123,000	143,500
*1962	155,409	155,409
1963	12,856	150,567	163,153
1964	28,653	126,881	155,534
1965	28,289	150,449	178,738
1966	25,270	259,071	284,341
1967	33,041	315,006	348,047
1968	91,231	338,911	430,142
1969	75,300	345,519	420,819
1970	38,341	354,481	392,822
1971	111,796	351,705	513,875
1972	312,428	509,291	821,719
1973	282,747	459,519	742,266
1974	167,384	413,714	581,098
1975	148,068	424,265	572,333
1976	120,281	378,011	498,292
1977	121,931	357,393	479,324
TOTALS	1,668,846	5,384,602	7,053,448

PLAYOFF GAME ATTENDANCE AT HOME — 50,374 (1971)

*No Preseason Home Game

AWAY ATTENDANCE

Year	Preseason	Regular Season	Total
1960	49,500	110,321	159,281
1961	78,608	138,111	216,719
1962	92,085	163,727	293,793
1963	50,362	151,391	201,753
1964	65,806	175,302	241,108
1965	39,299	219,668	258,967
1966	90,175	248,153	380,408
1967	176,813	277,459	454,272
1968	122,233	282,863	405,096
1969	151,825	312,502	581,748
1970	333,210	355,837	689,047
1971	161,265	417,131	578,396
1972	98,976	424,802	523,778
1973	106,954	344,453	501,407
1974	88,716	320,672	409,388
1975	110,785	325,951	436,736
1976	79,098	326,374	405,472
1977	85,572	369,485	455,057
TOTALS	1,981,282	5,014,202	6,995,484

PLAYOFF GAME ATTENDANCE AWAY —

197,482 (1962, 1966, 1969)

SUPER BOWL I ATTENDANCE (1966) — 61,946

SUPER BOWL IV ATTENDANCE (1969) — 80,998

ATTENDANCE RECORDS

LARGEST CROWD — REGULAR SEASON

Home — Chiefs vs. Oakland

November 5, 1972 — 82,094

Road — Chiefs at Cleveland

October 8, 1972 — 83,819

LARGEST CROWD — POST SEASON

Chiefs vs. Vikings at New Orleans

January 11, 1970 — 80,998

LARGEST CROWD — PRESEASON

Chiefs vs. Dallas at Arrowhead

September 2, 1972 — 79,592

**REGULAR SEASON
ATTENDANCE BY OPPONENT**

Team	Attendance	Year	Result
Atlanta	No Game		
Baltimore	63,076	1977*	Colts 17-6
Buffalo	48,121	1971*	Chiefs 22- 9
Chicago	70,664	1973*	Chiefs 19- 7
Cincinnati	79,068	1972	Bengals 23-16
Cleveland	70,296	1973	Tie 20-20
Dallas	51,158	1970*	Cowboys 27-16
Denver	71,414	1973	Chiefs 16-14
Detroit	55,161	1975*	Chiefs 24-21
Green Bay	62,687	1977*	Chiefs 20-10
Houston	68,444	1973	Chiefs 38-14
Los Angeles	62,315	1973*	Rams 23-13
Miami	79,829	1972*	Dolphins 20-10
Minnesota	35,480	1974*	Vikings 35-15
New England	50,698	1970*	Chiefs 23-10
New Orleans	53,918	1976*	Saints 27-17
New York Giants ..	61,437	1974*	Giants 33-27
New York Jets	74,854	1974	Chiefs 24-16
Oakland	82,094	1972	Chiefs 27-14
Philadelphia	78,839	1972*	Eagles 21-20
Pittsburgh	71,516	1976*	Steelers 45-0
St. Louis	50,711	1970	Tie 6-6
San Diego	79,011	1972	Chargers 27-17
San Francisco	54,490	1975*	49ers 20-3
Seattle	22,262	1977*	Seahawks 34-31
Tampa Bay	No Game		
Washington	51,989	1971*	Chiefs 27-20

*Denotes last regular season appearance in Kansas City
 Note: The Chiefs played at Municipal Stadium from 1963-71, Arrowhead 1972-77.

CHIEFS 300-YARD PASSERS

Player	Att.	Comp.	Yards	TD	Opponent	Year
Cotton Davidson	37	18	334	2	Buffalo	1960
Cotton Davidson	31	19	333	1	N.Y. Titans	1960
Cotton Davidson	34	18	300	2	Boston	1961
Len Dawson	36	19	320	3	Houston	1964
Len Dawson	38	23	435	6	Denver	1964
Len Dawson	37	23	356	3	Buffalo	1965
Len Dawson	38	25	324	1	Boston	1966
Len Dawson	37	24	364	1	San Diego	1967
Len Dawson	31	17	333	3	Boston	1968
Mike Livingston	34	17	308	1	Miami	1969
Len Dawson	44	26	381	1	San Diego	1974
Len Dawson	36	25	307	2	Baltimore	1975
Tony Adams	32	17	319	2	Buffalo	1976
Mike Livingston	29	15	332	2	Washington	1976

GROUP SALES

The Chiefs offer a group sales program for legitimate organizations with 25 or more people. Tickets ordinarily priced at \$8 are available at the special group rate of \$6 per ticket for all Chiefs home games. Groups attending may all sit together in a specified location and each group is recognized both on the Arrowhead scoreboard and in that game's edition of PRO! magazine.

To get your group to a Chiefs game this summer or fall, contact Dave Smith or Kevin Biggs in the Chiefs group sales office. The telephone number is (816) 924-9300.

ARROWHEAD INFORMATION

Arrowhead, home of the Kansas City Chiefs, is one of the newest stadiums in the NFL. It is part of the Harry S. Truman Sports Complex which also includes a 42,000-seat baseball stadium. Arrowhead was dedicated August 12, 1972.

Total attendance (1972): 821,719 (11 games)
(1973): 742,266 (11 games)
(1974): 581,098 (11 games)
(1975): 572,333 (11 games)
(1976): 498,292 (11 games)
(1977): 479,324 (11 games)

Location:

Intersection of Interstate Highways I-70 and I-435, 8.5 miles from downtown Kansas City.

Parking:

Automobiles — 20,000; Busses — 220

Seating Capacity:

78,097

Level Breakdown:

Upper Level — 33,823; Club Level — 10,207; Lower Level — 34,003; Between End Zones — 50,000.

Press Box:

Upper Level — 130 seats — Working Press
Lower Level — 100 seats — Radio/TV/Photo

Construction Data:

Overall Supervision: Jackson County Sports Authority
Architect: Kivett and Myers with Charles Deaton, Design Associate
General Contractor: Sharp, Kidde, Webb
Groundbreaking: July, 1968
Completion: August, 1972

Scoreboard:

Main Board150 Ft. x 38 Ft.; 16,200 bulbs
2 Auxiliary boards110 Ft. x 2½ Ft.; 85 Ft. x 2½ Ft.
Lighting350 foot candles at field level

Funding:

Funds for Complex development and construction were provided by General Obligation Bond issue approved by voters of Jackson County on June 27, 1967, by a 67.8% majority. Additions to Arrowhead (explained below) are financed by \$4.5 million Revenue Bonds to be retired by additional rental payment from Kansas City Chiefs, plus \$5 million privately financed by the Chiefs.

Costs: Dual Stadium Complex.....\$53,000,000
Additions to Arrowhead paid by Chiefs.....\$ 9,500,000
(Paid for by the Chiefs, added improvements include 18,000 chair-back seats, computerized scoreboard, all food-beverage service facilities, club facilities, business suites and administrative areas.)

101 AWARDS

Kansas City's annual salute to professional football — the 101 Banquet — was founded to honor outstanding achievements in the sport. The event is sponsored by the Committee of One Hundred One as an activity of the Chiefs Club, official booster organization of the Kansas City Chiefs.

Each year the Chiefs Club invites one hundred one civic-minded, sports-loving Kansas Citians to participate in sponsorship. It is their dedication that makes possible the 101 Trophy, the 101 Banquet and the annual awards ceremony.

The selection committee for the 101 Awards is comprised of a select group of 101 sportswriters and broadcasters from throughout the nation who cover the pro football scene. The balloting is conducted at the conclusion of the NFL regular season and the outstanding players in the AFC and NFC are honored each year in February in Kansas City.

101 HONOR ROLL

AFC DEFENSIVE PLAYER

- 1969 — Bobby Bell — Kansas City Chiefs
- 1970 — Mike Curtis — Baltimore Colts
- 1971 — Willie Lanier — Kansas City Chiefs
- 1972 — Joe Greene — Pittsburgh Steelers
- 1973 — Dick Anderson — Miami Dolphins
- 1974 — Joe Greene — Pittsburgh Steelers
- 1975 — Mel Blount — Pittsburgh Steelers
- 1976 — Jack Lambert — Pittsburgh Steelers
- 1977 — Lyle Alzado — Denver Broncos

AFC OFFENSIVE PLAYER

- 1969 — Daryle Lamonica — Oakland Raiders
- 1970 — George Blanda — Oakland Raiders
- 1971 — Bob Griese — Miami Dolphins
- 1972 — O. J. Simpson — Buffalo Bills
- 1973 — O. J. Simpson — Buffalo Bills
- 1974 — Ken Stabler — Oakland Raiders
- 1975 — O. J. Simpson — Buffalo Bills
- 1976 — Bert Jones — Baltimore Colts
- 1977 — Bob Griese — Miami Dolphins

AFC COACH

- 1969 — Hank Stram — Kansas City Chiefs
- 1970 — Paul Brown — Cincinnati Bengals
- 1971 — Don Shula — Miami Dolphins
- 1972 — Don Shula — Miami Dolphins
- 1973 — John Ralston — Denver Broncos
- 1974 — Sid Gillman — Houston Oilers
- 1975 — Ted Marchibroda — Baltimore Colts
- 1976 — Chuck Fairbanks — New England Patriots
- 1977 — Robert "Red" Miller — Denver Broncos

NFC DEFENSIVE PLAYER

- 1969 — Carl Eller — Minnesota Vikings
- 1970 — Alan Page — Minnesota Vikings
- 1971 — Alan Page — Minnesota Vikings
- 1972 — Chris Hanburger — Washington Redskins
- 1973 — Lee Roy Jordan — Dallas Cowboys
- 1974 — Alan Page — Minnesota Vikings
- 1975 — Jack Youngblood — Los Angeles Rams
- 1976 — Jack Youngblood — Los Angeles Rams
- 1977 — Harvey Martin — Dallas Cowboys

NFC OFFENSIVE PLAYER

- 1969 — Roman Gabriel — Los Angeles Rams
- 1970 — John Brodie — San Francisco 49ers
- 1971 — Roger Staubach — Dallas Cowboys
- 1972 — Larry Brown — Washington Redskins
- 1973 — John Hadl — Los Angeles Rams
- 1974 — Chuck Foreman — Minnesota Vikings
- 1975 — Fran Tarkenton — Minnesota Vikings
- 1976 — Walter Payton — Chicago Bears
- 1977 — Walter Payton — Chicago Bears

NFC COACH

- 1969 — Bud Grant — Minnesota Vikings
- 1970 — Dick Nolan — San Francisco 49ers
- 1971 — George Allen — Washington Redskins
- 1972 — Dan Devine — Green Bay Packers
- 1973 — Chuck Knox — Los Angeles Rams
- 1974 — Don Coryell — St. Louis Cardinals
- 1975 — Tom Landry — Dallas Cowboys
- 1976 — George Allen — Washington Redskins
- 1977 — Leeman Bennett — Atlanta Falcons

CHIEFS CLUB

Chiefs Official Booster Organization



JIM PENDLETON

The Chiefs Club is the official booster organization for the Kansas City Chiefs and has long been regarded as one of the most active support groups in the National Football League.

With its official membership approaching 2500 members, the Chiefs Club is active in ticket drives, special events, charter trips to away games and numerous civic and charitable functions in the greater Kansas City area.

Jim Pendleton, a long time member of the Chiefs Club and one of its more active participants, takes over as the new president of the Chiefs Club for 1978. Pendleton, a local

partner in Arthur Andersen & Co., becomes only the second president in the history of the Chiefs Club, succeeding Ray Evans.

Evans, who becomes a member of the Chiefs Club advisory board this year, helped form the booster organization when Lamar Hunt moved his American Football League Dallas Texans franchise to Kansas City in 1963. With Evans' leadership as president the Chiefs Club was formed by a group of civic-minded Kansas Citians with one major goal:

"Making Kansas City the strongest franchise in professional football and the best professional sports city in the United States."

The Chiefs Club has grown considerably in size and stature since those early years. In addition to continually being active in Chiefs season ticket drives and booster trips for Chiefs away games, the Chiefs Club members have initiated dinner and luncheon meetings and rallies, family functions with Chiefs coaches and players and the season-opening annual Kickoff Luncheon, which attracts some 1,000 pro football fans who salute the current Chiefs team. The club's biggest project each year is to sponsor the now nationally recognized "101 Banquet," Kansas City's annual salute to the men of professional football. This prestigious post-season pro football awards banquet honors the outstanding offensive and defensive players and coaches-of-the-year in the AFC and NFC plus salutes the Chiefs Mack Lee Hill Award winner and the team's new inductee into the Kansas City Chiefs Hall of Fame.

1978 CHIEFS CLUB BOARD OF DIRECTORS

Jim Pendleton, president

Jim Modic, treasurer

Nick Jouras, vice-president

George Shore, secretary

BOARD VICE PRESIDENTS

Dick Dexter

Jim Lanning

Leo Eisenberg

Howard McHenry

Jerry Fisher

Bruce Rice

Jack Fuson

David Smith

Red Hogan

John Sullivan

Vaughn Hosmann

Ken Young

ADVISORY BOARD

Jack Wheeler

Bill Grigsby

Ray Evans

Don Krouse

Max Norman

Chuck Richardson

CHIEFS MEDIA



BROADCAST TEAM — The Chiefs announce team for 1978 is Wayne Larrivee (left) and Bruce Rice (foreground). Larrivee will handle the play-by-play with Rice providing color commentary and the Chiefs locker room show at the conclusion of each game. As in each of the Chiefs 18 years in Kansas City, the broadcasts will be carried by 81/KCMO and the Chiefs six-state regional network. Larrivee is in his first year with the Chiefs, having previously broadcast University of Iowa football. Rice, a fixture in Kansas City television and radio, enters his fifth season in the KCMO broadcast booth.

Kansas City Star

1729 Grand Avenue
Kansas City, MO 64108
(816) 471-3821

Joe McGuff, Sports Editor
Fritz Kreisler, Exec. Sports Ed.
Gene Fox, Chiefs Writer
Bill Richardson, Chiefs Writer

Topeka Capital-Journal

Sixth and Jefferson
Topeka, Kansas 66601
(816) 842-8144
(913) 295-1111

Bob Hentzen, Sports Editor
Dick Fensler, Columnist
Ken Leiker, Chiefs Writer
4950 Baltimore Avenue
Kansas City, MO 64112
(816) 531-6968

Associated Press

1715 Grand Avenue
Kansas City, MO 64105
(816) 421-4846

Doug Tucker, Sports Editor

United Press International

814 Foxridge Towers
5700 Broadmoor
Mission, Kansas 66202
(913) 677-1212

Rick Gosselin, Sports Editor

KCMO-TV (CBS-5)

4500 Johnson Drive
Fairway, Kansas 66205
(913) 677-5555

Bruce Rice, Sports Director
Jack Harry

WDAF-TV (NBC-4)

3030 Summit Street
Kansas City, MO 64108
(816) 753-4567

Steve Oakley, Sports Director
Jim Bonds

KMBC-TV (ABC-9)

11th and Central
Kansas City, MO 64105
(816) 421-2650

Don Fortune, Sports Director
Bill MacAtee

KCMO Radio

4500 Johnson Drive
Fairway, Kansas 66205
(913) 677-8181

Wayne Larrivee

Wichita Eagle-Beacon

825 East Douglas
Wichita, Kansas 67201
(316) 268-6251

Randy Brown, Sports Editor
Charlie Smith, Chiefs Writer
12201 East 57th Street
Kansas City, MO 64133
(816) 358-2599

Lawrence Journal
679 New Hampshire
Lawrence, Kansas 66044
(913) 843-1000
Chuck Woodling, Sports Editor

Kansas City Kansan
901 North Eighth Street
Kansas City, Kansas 66101
(913) 371-4300
Alan Hoskins, Sports Editor
John Hendel

KMBZ Radio
4935 Belinder
Westwood, Kansas 66205
(913) 236-7730
Don Burley, Sports Director

WDAF Radio
3030 Summit Street
Kansas City, MO 64108
(816) 753-4567
Charles Gray
Larry Cantor

KFIX Radio
4722 Broadway
Kansas City, MO 64112
(816) 531-3400
Kevin Wall

KYYS (KY-102)
3030 Summit Street
Kansas City, MO 64108
(816) 753-4567
Jay Cooper
Dick Wilson

WHB Radio
106 West 14th Street
Kansas City, MO 64105
(816) 221-8300
Rick Brown

KBEQ Radio
3100 Broadway
Kansas City, MO 64105
(816) 531-2535
Len Dawson

KCKN Radio
4121 Minnesota Avenue
Kansas City, Kansas 66106
(913) 321-3200
Gordon Docking

KAYQ Radio
3435 Broadway
Kansas City, MO 64112
(816) 753-7707
Cary Hahn

KBEA Radio
1701 South 55th Street
Kansas City, Kansas 66106
(913) 432-1480
Bill Cannady

WIBW-TV (CBS-13)
5600 West Sixth Street
Topeka, Kansas 66601
(913) 272-3456
Ron Paradis
Fred White

KTSB-TV (NBC-27)
P.O. Box 2700
Topeka, Kansas 66601
(913) 582-4000
Ed Sorenson

Independence Examiner
321 West Lexington Avenue
Independence, MO 64051
(816) 254-8600
Dick Puhr
Don Pfannenstiel

Scout-Sun
I-435 and Metcalf
Overland Park, Kansas 66207
(913) 381-1010
Mark Zeligman

North Kansas City Dispatch
7007 Parvin Road
Kansas City, MO 64117
(816) 454-9660
Darwin Garrison

Liberty Tribune
104 North Main Street
Liberty, MO 64068
(816) 781-4941
Kevin Kelly

KPRS Radio
3 Crown Center
Kansas City, MO 64108
(816) 471-2100
Mike Ross

KWKI Radio
1724 Main Street
Kansas City, MO 64108
(816) 474-6400

The Squire
9000 State Line Road
Leawood, Kansas 66206
(913) 381-8080
Tom Leathers

Kansas City Magazine
1900 West 47th Place
Westwood, Kansas 66205
(913) 384-0770
Floyd Sageser

CITY Magazine
20 West Ninth Street
Kansas City, MO 64105
Joyce Wagner

KBMA-TV (UHF-41)
BMA Tower
Kansas City, MO 64108
(816) 756-1441

Kansas City Call
1715 East 18th Street
Kansas City, MO 64141
(816) 842-3804

MACK LEE HILL RECIPIENTS



Mike Garrett
1966




Jan Stenerud
1967



Robert Holmes
1968



Jim Marsalis
1969



Jack Rudnay
1970



Elmo Wright
1971



Larry Marshall
1972



Gary Butler
1973



Woody Green
1974



Walter White
1975



Gary Barbaro
1976



Gary Green
1977

MACK LEE HILL AWARD



GARY GREEN

Gary Green, the Chiefs number one draft choice a year ago, was voted the winner of the 1977 Mack Lee Hill Award.

The 10th player selected in the first round of the '77 draft, Green earned a starter's role at left cornerback. He intercepted three passes, including two in one game. Green also saw duty on the punt return team and led the club with an 8.2 average.

Green played collegiately at Baylor and was the first defensive back taken on the opening round by Kansas City since Jim Marsalis in 1969. Marsalis was also a Mack Lee Hill Award recipient and these two, plus 1972 winner Larry Marshall and 1976 honoree Gary Barbaro, are the only defensive players to win the coveted trophy.

A first team All-America selection as a senior by nearly all the major polls, Green and mates Tim Collier, Emmitt Thomas, Tim Gray and Barbaro have made the secondary one of the club's main strengths. It is a young unit, as dramatized by the fact that the combined experience of Collier, Gray, Barbaro and Green totals nine years. Or, to put it another way, three years less than Thomas's 12 record-setting NFL seasons.

A native of San Antonio, Texas, Green intercepted only seven passes in four collegiate seasons, but opponents rarely threw in his direction. Green took part in the Shrine East-West Game and the Senior Bowl. In the latter game, he returned a punt 65 yards for a touchdown.

Each year since 1966, the Chiefs players have selected a recipient for the Mack Lee Hill Award. It is a tribute to the late Mack Lee Hill, an outstanding running back who played for the Chiefs in 1964 and 1965 and was described as a man who played as much with his heart as he did with his driving legs in the early days of the American Football League.

In memory and tribute to Mack Lee Hill, the award is given annually to the Chiefs rookie who, as the inscription on the trophy reads—*"best exemplifies the spirit of the late Mack Lee Hill . . . the man with the giant heart and quiet way."* In selecting the recipient, the Chiefs players look for a rookie who has displayed the spirit and attitude of the late Mack Lee Hill.

The Mack Lee Hill Award is presented annually at the 101 Banquet, Kansas City's annual salute to the men of professional football. Green received his award last February 24 from retired Chiefs tackle Jim Tyrer.

Previous Mack Lee Hill Award Winners:

1976—Gary Barbaro

1975—Walter White

1970—Jack Rudnay

1974—Woody Green

1969—Jim Marsalis

1973—Gary Butler

1968—Robert Holmes

1972—Larry Marshall

1967—Jan Stenerud

1971—Elmo Wright

1966—Mike Garrett



kansas city chiefs football club

