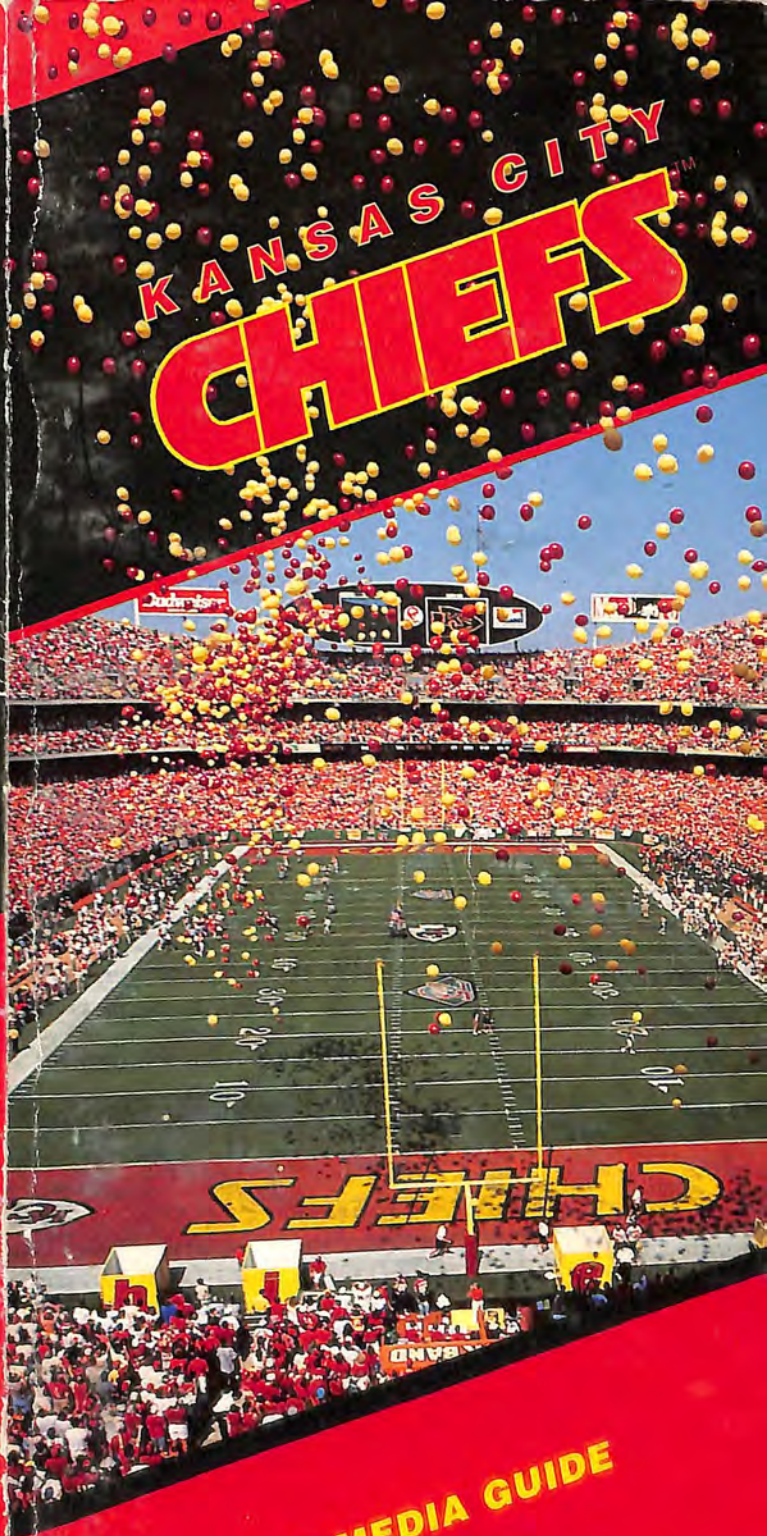


KANSAS CITY **CHIEFS**

KANSAS CITY CHIEFS
1995 MEDIA GUIDE



1995 MEDIA GUIDE

YARDS AHEAD OF THE COMPETITION

- ACRES OF LUMBER—NOT AISLES
- WE DELIVER ON TIME—
7 DAYS A WEEK
- 11 LOCATIONS
SERVING KANSAS CITY



We work to make your job easier[®].



More publications available at:

www.retroseasons.com/library/

TABLE OF CONTENTS

Arrowhead Stadium Information	198
Assistant Coaches, Chiefs All-Time	237
Attendance Information	197
Biographies:	
Assistant Coaches	16-24
Connolly, Tim	8-9
Draft Choices, 1995/Rookie Free Agents	141-152
Football Staff	27-28
Front Office	29-35
Hunt, Lamar	4-5
Montana, Joe	290-302
Peterson, Carl	6-8
Player Personnel	25-27
Schottenheimer, Marty	11-15
Steadman, Jack	5
Stiles, Lynn	9-10
Veteran Players	37-141
Directory, Chiefs	2-3
Draft Choices, 1960-95	247-252
Hall of Fame:	
Chiefs	223-224
Pro Football	225-226
Head Coaches, Chiefs All-Time	237
History, Chiefs	179-183
Last Time	280
Leaders By Seasons, Chiefs	272-275
Longest Plays, Chiefs	278-279
Mack Lee Hill Award	227
Most Valuable Players, Chiefs	246
Playoff History	206-219
Pro Bowl, Chiefs in	220
Pronunciation Guide	36
Radio Network	36
Records, Chiefs:	
Individual	253-260
Opponent Individual	269
Team	261-269
Results:	
Chiefs Game Summaries, 1994	168-178
Chiefs Home/Away	199
Chiefs Preseason and Regular Season	184-196
Chiefs vs. AFC West	199
Chiefs vs. NFL	200-205
Monday Night	222
NFL Post-Season	289
Overtime	196
Retired Numbers	205
Rosters:	
All-Time	228-237
Chiefs, 1995	153-155
Schedules:	
Chiefs, 1995	outside back cover
NFL, 1995	284-288
NFL Postseason, 1995	288
Standings:	
AFC, 1978-94	281-282
NFL, 1994	283
Starters, All-Time	238-246
Statistics:	
Career Leaders, Chiefs	277-278
Defense and Special Teams, 1994	160
Individual, Season, 1994	158-159
Individual, Game-By-Game, 1994	166-167
Player Participation, 1994	167
Playoffs, 1994	161-162
Team, Game-By-Game, 1994	164-165
Team, Season, 1994	157
Top Performances	270-271
Year-by-Year, Team	275-276

CREDITS

The 1995 edition of the Kansas City Chiefs Media Guide is produced by the team's public relations department, Bob Moore, Director. A special thanks goes to Pete Moris, Eileen Normile and Brenda Sniezek of the Chiefs. Photography by Young Company, Hank Young, Director; composition and artwork by Automated Computercomp, Marge Pierce, Director; printed by Pittcraft Printing, Inc., Tim Collar, General Manager.

Jim Carr, Editor

DIRECTORY

ADMINISTRATIVE OFFICE

One Arrowhead Drive
Kansas City, MO 64129
816/924-9300

TRAINING CAMP

U. of Wisconsin-River Falls
River Falls, WI 54022
715/425-4580

Founder Lamar Hunt
Chairman of the Board Jack Steadman

ADMINISTRATION

President/General Manager and
Chief Executive Officer Carl Peterson
Executive Vice President and
Chief Operating Officer Tim Connolly
Assistant General Manager Dennis Thum
Secretary/Legal Jim Seigfreid
Executive Secretaries Barbara Harrington, Carol Modean,
Judy Tewksbury, Nadine Steffen

COACHING STAFF

Head Coach Marty Schottenheimer
Asst. Strength & Conditioning Russ Ball
Linebackers John Bunting
Defensive Coordinator Gunther Cunningham
Tight Ends/Offensive Asst. Jim Erkenbeck
Offensive Coordinator Paul Hackett
Defensive Line Carl Hairston
Defensive Asst./Asst. Special Teams Woodrow Lowe
Quarterbacks Mike McCarthy
Running Backs Jimmy Raye
Strength & Conditioning Dave Redding
Asst. Head Coach/Receivers Al Saunders
Defensive Backs Kurt Schottenheimer
Offensive Line Art Shell
Special Teams Mike Stock
Defensive Asst./Quality Control Darvin Wallis
Intern Jimmy Raye III
Coaching Secretaries Ann Roach, Debbie Brents

MEDICAL STAFF

Trainer Dave Kendall
Assistant Trainer Bud Epps
Intern Keith Garnett
Team Physicians Dr. Jon Browne, Dr. Cris Barnthouse

EQUIPMENT

Equipment Manager Mike Davidson
Equipment Assistants Darin Kerns, Allen Wright

VIDEO

Video Director Mike Dennis
Assistant Video Director Mike Kirk
Video Assistant Mike Portz

PLAYER PERSONNEL

Vice President of Player Personnel Lynn Stiles
Director of Pro Personnel Mark Hatley
Director of College Scouting Terry Bradway
Regional Scout Ken Blair
Regional Scout Chuck Cook
Pro Scout Herman Edwards
Regional Scout Bill Rees
Area Scout Quintin Smith
Area Scout/Player Programs Coord. Lamonte Winston
Pro Scouting Secretaries Estela Fennel, Kristen Nix

PUBLIC RELATIONS

Director of Public Relations	Bob Moore
Assistant Director of Public Relations	Jim Carr
Community Relations Manager	Brenda Sniezek
Administrative Assistant	Eileen Normile
Public Relations Assistant	Peter Moris

FINANCE

Treasurer/Director of Finance	Dale Young
Manager of Accounting	Larry Clemmons
Staff Accountant	Sherri Lathrop
Accounting Clerk	Kim Rutter
Personnel Administrative Assistant	Leanne Shireman
Administrative Assistant	Rhonda Talley

DATA PROCESSING

Director of Information Systems	Rich McOsker
Data Processing Manager	Bob Stirton
Project Manager	David O'Neal
Project Manager	Mike Welch
Systems Operator	Jeanna Williams-Green

SALES & MARKETING

Vice President of Sales & Marketing	Dennis Watley
Director of Sales	Wallace Bennett
Director of Promotions	Phil Thomas
Promotions Manager	Anita McDonald
Marketing Coordinator	Sheldon Mickey
Sales Executive	Gary Spani
Sales Coordinator	Julie Garney
Game Production Coord.	Donna Scott
Mascot Coordinator	Dan Meers
Administrative Assistant	Sherry Lumpkin

TICKET OPERATIONS

Director of Ticket Operations	Doug Hopkins
Manager of Customer Services	Leslie Cromwell
Administrative Assistants	Lisa Siebern, Bob Cunningham, Amy Pyle

STADIUM OPERATIONS

Director of Operations	Jeff Klein
Manager Stadium Systems	Ron Bachtel
Maintenance Supervisor	Wayne Jenkins
Administrative Assistants	Kim Hord, Heather Coleman
Head Groundskeeper	Andre Bruce
Groundskeeping Staff	Scott Martin, Doug Schallenberg, Terry Lee
Complex Landscaping	Chip Toma
Operations Staff	Windel Bush, Joe Jarman, Craig Hitchcock, Don Shook, Ron Sassman, Jim Loges, Gary Cooper
Maintenance	Joe Birch, Dwayne Lipps
Receptionist	Tonya Idell
Night Custodians	Kevin Grey, Pete Penland
Courier	Andy Shoman

DEVELOPMENT

Director of Development	Ken Blume
Secretary	Janet Breau

SECURITY

Director of Security	Gene Barr
Security Officers	Howie Herr, Lonnie Hamilton, Don Stratton

FOUNDER

LAMAR HUNT



As the organizer of the American Football League over 35 years ago, Lamar Hunt's activities helped positively change the face of America's favorite game. Hunt is among those responsible for the development, design and direction of the modern-day National Football League.

As the founder of the Chiefs franchise, Hunt helped provide Kansas City with a team that became the winningest in the 10-year history of the AFL and earned spots in two of the first four Super Bowls, while winning the 1969 World Championship. As the founder of the AFL, and principle negotiator in the merger with the NFL, he helped pave the way for much of the modern growth of professional football. Possibly the greatest tribute to his contributions to the sport is the AFC Championship Trophy that carries his name.

Hunt's participation in the organization of the AFL was recognized when he became the first AFL figure to be honored by enshrinement in the Pro Football Hall of Fame at Canton, Ohio. That honor was extended in the summer of 1972, remarkable considering he became involved in pro football just 13 years earlier.

In 1982, Hunt was singled out by the NFL Alumni Association, receiving the prestigious Leather Helmet Award. In February of 1993, he received the Francis J. "Reds" Bagnell Award from the Maxwell Football Club for continuing positive contributions to the game.

In 1960, Hunt helped make pro football history by organizing the American Football League, which included his Dallas Texans franchise. After three years, the team moved to Kansas City, where the organization begins its 33rd year in Mid-America in 1995.

The early days of the league were problem-filled but he saw his Texans achieve on-field success. In 1962, the Texans won the AFL Championship with a double-overtime victory over the Houston Oilers, the first of three titles won by the Texans/Chiefs during the league's 10-year existence. The team repeated as champions in both 1966 and 1969. By winning the '66 title, the Chiefs earned the right to play in the first Super Bowl against the NFL champion Green Bay Packers. Three years later, the Chiefs claimed Kansas City's first major sports championship by defeating the Minnesota Vikings in Super Bowl IV.

Hunt has been a continuing leader in the game and few individuals have helped shape the sport more than this quiet Texan. In addition to being the chief negotiator in the merger of the AFL and NFL in the late sixties, he was a contributor to the design of the NFL playoff format. He is credited with accidentally putting the name "Super Bowl" on the NFL's Championship game the name coming from his children's toy "Super Ball." For 28 years, he was a persistent advocate of the two-point conversion option for pro football — a rule that was finally implemented in 1994.

A year-round sports fan, Hunt is involved in several additional athletic ventures. He is one of the founding investors in the Chicago Bulls of the National Basketball Association, and his family will be investors in the newly-formed Major League Soccer venture, a first-division outdoor league that will begin play in 1996. Twenty-eight years ago, the Hunts were involved in the development of both the North America Soccer League and a tennis promotion company, World Championship Tennis. Both of those entities are now defunct; however, in an unusual twist, Hunt's involvement in these ventures resulted years later in his induction into the respective Halls of Fame of both United States Soccer (Oneonta, New York) and International Tennis (Newport, Rhode Island). He has also been honored in the state Sports Halls of Fame of both Missouri and Texas.

As president of the American Football Conference, Hunt is a working member of several prominent NFL committees, and has actively worked on the development of the international aspects of the sport, including his service on the Board of Directors of the NFL's World League.

Hunt was born August 2, 1932, in El Dorado, Arkansas, and graduated from SMU with a B.S. in geology in 1956. While at SMU, he was a four-year reserve end on the varsity football team. He and his wife, Norma, have four children, Lamar, Jr., Sharron, Clark and Daniel, and the six together are the most enthusiastic supporters of Chiefs "Red and Gold."

CHAIRMAN OF THE BOARD

JACK W. STEADMAN



In 1995, the Kansas City Chiefs began their 36th season as a pro football franchise under the leadership of Jack Steadman, Chairman of the Board.

A recognized leader among pro football administrators, Steadman has structured the Chiefs organization to meet the challenge brought about by the growth of the business of pro football over the years.

As the Chiefs begin their 33rd season in Kansas City, and their 24th season in magnificent Arrowhead Stadium, Steadman can look with pride at the list of football and administrative accomplishments the organization has achieved since moving from Dallas for the beginning of the 1963 season in the old American Football League.

It was Steadman who conceived the idea of Kansas City building the dual Harry S. Truman Sports Complex which houses the Chiefs in the 78,000-seat Arrowhead Stadium, and Royals baseball in the 42,000-seat Kauffman Stadium. This complex is recognized as the finest of its kind in the world.

Steadman was promoted from General Manager to Executive Vice President and General Manager in 1966; in August of 1976 he was named President of the Chiefs in charge of all operating operations; and in 1989 was named Chairman of the Board.

After establishing himself as an innovative, successful businessman with the Kansas City Chiefs Football Club, Jack Steadman joined Lamar Hunt in the development of Worlds of Fun. The 165-acre family entertainment complex opened in 1973 and drew over 800,000 guests during its first season of operation. After 23 years, Worlds of Fun has grown from 60 rides, shows and attractions to over 140. Over 31 million guests have enjoyed Worlds of Fun since 1973.

In 1982, HME Entertainment, Inc., completed the 60-acre family water recreation park, Oceans of Fun. Located adjacent to Worlds of Fun, Oceans of Fun has hosted over four million guests since its opening.

In addition to serving as Chairman of the Chiefs and Hunt Midwest Enterprises, Inc., which owns Worlds of Fun and Oceans of Fun theme parks, Hunt Midwest Mining, a limestone rock mining company, and Hunt Midwest Real Estate Development Co., an underground and surface real estate development firm in the Kansas City International Foreign-Trade Zone, he also serves on the Board of Directors of Commerce Bank and is the Chairman of the NFL Employees Benefit Plan Committee.

Actively involved within the community since arriving in Kansas City, Steadman is a tireless worker and detailed organizer in many civic and service projects. He is a past Chairman, President and Campaign Chairman of the Heart of America United Way, and past Chairman of the Chamber of Commerce of Greater Kansas City. He is a past Chairman of the Private Industry Council as well as the Full Employment Council. He serves as a director of the American Royal Association, Starlight Theatre Association, Fall Employment Council, and Private Industry Council. Steadman also serves as an Advisory Trustee for Midwest Research Institute and is a member of the Civic Council. In 1988 he was honored by the Chamber of Commerce of Greater Kansas City as the "Kansas Citian of the Year."

Steadman, who was born September 14, 1928, grew up in Warrenville, Ill., and in Dallas. He attended Baylor University and received his B.A. in business administration from Southern Methodist University. Jack and his wife, Martha, who also is involved in a number of civic organizations in Kansas City, live in Mission Hills, Kansas.

PRESIDENT/GM

CARL PETERSON President/General Manager and Chief Executive Officer



Under Carl Peterson's leadership the past six years, the Kansas City Chiefs have evolved into a model professional sports franchise. When Peterson took over the fortunes of the Kansas City Chiefs in December of 1988, the franchise was struggling, on the field and off, and was without any kind of national presence. All that has changed as these four examples illustrate:

- The Chiefs are the *only* NFL team to reach the playoffs all five seasons in the 1990's. There have only been 10 longer playoff streaks in pro football history.
- In 1994 the Chiefs averaged a team-record and NFL-most 76,734 fans per home game. In addition, more fans saw the Chiefs play live the previous two seasons than any other team in the league (2,302,101).
- The Chiefs, located in one of the league's smallest markets, ranked third in merchandise sold among all 30 teams from March 1994 to March 1995.
- The Chiefs have been on national television 25 times the past four years, including 10 appearances on ABC's Monday Night Football.

"Under Carl's leadership, the Chiefs have achieved a high level of respect as one of the leaders in the NFL," said team founder Lamar Hunt, who promoted Peterson to Chief Executive Officer in May of 1994. "This respect has been measured in several principle areas, including development and guidance of a quality organization in every phase — front office, scouting, coaching and team."

The past five seasons have been especially productive ones for the Chiefs. Kansas City's 51-29 record since 1990 is the fourth-best in the NFL behind the San Francisco 49ers (61-19), Buffalo Bills (56-24) and Dallas Cowboys (55-25). In 1993 the Chiefs captured their first AFC Western Division title since 1971 and made their first ever AFC Championship Game appearance. During the decade, the team put together four consecutive 10-win seasons for the first time ever. The Chiefs have also dominated play within their extremely competitive division, winning 27 of their last 36 AFC west games, good for a .750 winning percentage.

Playoff participation and winning seasons are nothing new to Peterson, who played an integral role in the success of the NFL's Philadelphia Eagles, USFL's Philadelphia/Baltimore Stars and UCLA. Since he was appointed Player Personnel Director of the Eagles in 1977, the pro teams he has been associated with have a combined regular season record of 147-79-2 (.649). During that 14-season span, his teams have produced winning records 13 consecutive times and made the playoffs on 12 occasions.

One area that Peterson has always excelled in is unearthing talent. He and his outstanding scouting department have used the college draft, trades and the free agent market to build the team's talent pool.

Each of the last five drafts have produced major contributors: linebacker Derrick Thomas (six Pro Bowls), cornerback Dale Carter (1994 Pro Bowler), center Tim Grunhard (five-year starter), guard Dave Szott (five-year starter), guard Will Shields (two-year starter), defensive end starter Darren Mickell, tackle/deep snapper Joe Valerio, and 1994 contributing rookies, running back Greg Hill, fullback Donnell Bennett and wide receiver Lake Dawson.

In 1993 Peterson made the trade with the 49ers brought the Chiefs quarterback Joe Montana, who led the team to a conference title game. The Chiefs have also used trades to procure quarterback Steve Bono (49ers), starting free safety William White (Detroit Lions), wide receiver Victor Bailey (Eagles) and cornerback Darren Anderson (Tampa Bay Bucs).

The scouting braintrust has also tapped the free agent market to further stockpile talent such as running back Marcus Allen, defensive tackles Dan

Saleaumua and Joe Phillips, linebackers Tracy Simien and George Jamison, cornerback Mark Collins, tight ends Keith Cash and Derrick Walker, fullback Kimble Anders and punter Louie Aguiar. This year the team has also acquired the services of safeties Ronnie Lott and Brian Washington, cornerback James Hasty, fullback James Saxon and tackle Jeff Criswell.

Chiefs games since Peterson's arrival have taken on "event" status. Parking lots are filled hours before the game with barbecues, tents, bands and gatherings of all ages, shapes and sizes. Inside Arrowhead Stadium, there is a sea of red, a "college-like" atmosphere unlike any in the NFL.

Season ticket sales have soared to a level only seen in the early 1970s. In 1992, Peterson cut off season-ticket sales at 65,000, and the current ceiling is 70,000. The team's last 34 games at Arrowhead have been sold out, and last season the team drew four of the largest 10 crowds in team history.

Under Peterson, the Chiefs have also added new grass practice fields, complete with a prescription drainage system, and a much-needed indoor practice complex that includes 90 yards of omniturf plus new weight-training facilities, training rehabilitation facilities and locker rooms. In 1994 the Chiefs played their home games on a grass playing surface for the first time since 1971, the team's last season at Municipal Stadium.

Peterson's reputation as one of football's top executives began in 1977, when he became the Director of Player Personnel of the Eagles. As the man chiefly responsible for the acquisition of talent, he helped take a team which had not produced a winning season in 12 years and transformed it into a playoff participant his final four seasons. The highlight of those four years came in 1980, when the Eagles won the NFC Championship and advanced to Super Bowl XV in January of 1981. The Eagles had a 47-31 record in regular season play and a 3-4 mark in postseason action during Peterson's tenure.

After his rapid success with the Eagles, Peterson was the man selected to build the Philadelphia Stars when the United States Football League was launched in July of 1982. As the franchise's President and General Manager, he proceeded to assemble the most successful team in the league's three-year existence, capturing the USFL title the final two seasons. The Stars 41-12-1 record during the regular season and 7-1 mark in postseason play were easily the finest of any USFL club. His efforts were rewarded in 1983 and 1984, when he was named *The Sporting News'* "USFL Executive of the Year."

Peterson displayed his knack for discovering and developing young players long before he came to Kansas City. With the Eagles, he found Pro Bowl running back Wilbert Montgomery in the sixth round, claimed linebacker Jerry Robinson, the 1979 Rookie of the Year, with the 21st pick of the first round, and stole five-time Pro Bowl receiver Mike Quick with the 20th pick in round one. Several of his USFL acquisitions went on to become starters in the NFL. They include linebacker Sam Mills (Saints), center Bart Oates (Giants and 49ers), tackle Irv Eatman (Chiefs, Jets, Rams and Falcons), linebacker Mike Johnson (Browns), linebacker George Jamison (Lions and Chiefs), punter Sean Landeta (Giants and Rams) and running back Kelvin Bryant (Redskins).

After his tenure in the USFL, Peterson entered private business, serving as President and Chief Executive Officer of *Phillysport* magazine in Philadelphia.

A 1966 graduate of UCLA, Peterson began his coaching career as an assistant at two California high schools, Wilson High in 1966 and Loyola High in 1967-68. He entered the collegiate coaching ranks as an assistant at Cal-State at Sonoma in 1969, then was named head coach in 1970. He spent two years there before returning to his alma mater in 1972. He served as the Bruins receivers coach under Pepper Rodgers for two years, then remained on the staff as receivers coach and administrative assistant when Dick Vermeil became the school's head coach in 1974. Peterson stayed with Vermeil for two years at UCLA before the two made their move to the NFL, where he coached the Eagles receivers and tight ends in 1976.

Peterson serves on the National Boards for the Maxwell Football Club and Pop Warner Little Scholar Organization. He was recently elected Chairman of the Board of Trustees for Pop Warner. He is also a member of the Kansas City chapter of the Young President's Organization, as well as a member of the International World President's Organization.

The 51-year-old Peterson grew up in Long Beach, California, and attended both the U.S. Military Academy in West Point and UCLA. He earned his Bachelor of Science degree in Kinesiology from UCLA in 1966, a Master's Degree in Kinesiology in 1967 and later earned a Doctorate in High Education at UCLA in 1970.

Carl is single, resides in Kansas City, Missouri, and has one daughter Dawn, who is currently working in marketing and public relations with the Scottish Claymores of the World League.

PETERSON'S FOOTBALL FORTUNES

Year	Team	Regular Season					Playoffs	
		W	L	T	Pct.	Finish	W	L
1977	Philadelphia Eagles	5	9	0	.357	T4th/NFC East	—	—
1978	Philadelphia Eagles	9	7	0	.563	T1st/NFC East	0	1
1979	Philadelphia Eagles	11	5	0	.688	1st/NFC East	2	1
1980	Philadelphia Eagles	12	4	0	.750	1st/NFC East	2	1
1981	Philadelphia Eagles	10	6	0	.625	2nd/NFC East	0	1
1983	Phil. Stars (USFL)	15	3	0	.833	1st/Atlantic	1	1
1984	Phil. Stars (USFL)	16	2	0	.889	1st/Atlantic	3	0
1985	Baltimore Stars (USFL)	10	7	1	.531	4th/East Conf.	3	0
1989	Kansas City Chiefs	8	7	1	.531	2nd/AFC West	—	—
1990	Kansas City Chiefs	11	5	0	.688	2nd/AFC West	0	1
1991	Kansas City Chiefs	10	6	0	.625	2nd/AFC West	1	1
1992	Kansas City Chiefs	10	6	0	.625	2nd/AFC West	0	1
1993	Kansas City Chiefs	11	5	0	.688	1st/AFC West	2	1
1994	Kansas City Chiefs	9	7	0	.563	2nd/AFC West	0	1
Pro Totals (14 years)		147	79	2	.649		13	10

ADMINISTRATION

TIM CONNOLLY

Executive Vice President & Chief Operating Officer



Under the direction of Tim Connolly the past six years, the Kansas City Chiefs have become leaders off the field as well as on it. Connolly, who assumed his role as Executive Vice President in 1989 and added the title of Chief Operating Officer in June of 1994, has initiated several positive changes in the team's front office that have yielded groundbreaking results. His intuition and organizational skills have made the Chiefs a "model" professional sports franchise.

The Chiefs take a string of 34 straight sellouts into the 1995 season, and with a season-ticket base at a self-imposed cap of 70,000, the club is virtually assured of a packed house for the two preseason games and eight regular season contests this year. Last season, the Chiefs averaged 76,734 fans, the most in team history and the most in the NFL in 1994. The Chiefs have averaged over 70,000 fans in each of the past five seasons, and last year, the team drew four of the 10 largest crowds in Arrowhead Stadium history. The Chiefs (76,226) and the Buffalo Bills (76,448) are the only two teams in the NFL to average over 75,000 fans per game the past two seasons.

When Connolly took over the front office, the Chiefs had fewer than 30,000 season-ticket holders in a 78,000-seat stadium and a somewhat tranquil game-day atmosphere. Under his leadership, a Chiefs game is now a happening. Several sports franchises have studied the Chiefs in order to add more flavor to their events.

The 46-year-old Connolly has been instrumental in expanding both the Chiefs radio network and preseason television package, which both now serve an ever-increasing fan base in the Midwest. In addition, he has been responsible for over \$18.1 million of capital expansion in the last five years.

On the administrative front, the Chiefs are now considered "leading edge." The recent installation of state-of-the-art computer systems, phone

systems, and electronic ticketing systems have moved the Chiefs to the forefront of the NFL in technology and administrative productivity.

Connolly came to Kansas City after serving as President and Chief Executive Officer of two Bell Atlantic subsidiaries: Bell Atlantic Mobile Systems, Bell Atlantic's cellular phone company; and SORBUS Corporation, the largest independent computer maintenance organization in the world.

He began his business career in 1971 at the IBM Corporation, where he served in various sales, staff and management positions. He graduated from George Washington University with a degree in finance.

Tim and his wife, Kathy, reside in Overland Park, Kansas, and have three children, Jennifer, Brianne and John.

DENNIS THUM **Assistant General Manager**



Dennis Thum, who has played a major role in the Kansas City Chiefs front office the past 22 years, has been the club's Assistant General Manager since 1989. Thum assists Carl Peterson, the team's President, General Manager and Chief Executive Officer, in overseeing the football side of the Chiefs operation.

"Denny Thum is the unsung hero of this organization," noted Peterson. "Without Denny, there are many things we would not have been able to accomplish. He's invaluable to me."

The 43-year-old Thum is heavily involved in the preparation of the entire football budget, is active in the negotiations of all player contracts, monitors the recently-imposed salary cap, and helps service the coaching staff, trainers, equipment personnel and video staff. He is also in charge of training camp operations and coordinates the team's travel.

Thum held the position of Assistant to the General Manager from '84 to '88, and was promoted to his current position shortly after Peterson's arrival in Kansas City six years ago. He served as the club's Director of Accounting in '83 and Chief Accountant in '82. The St. Louis, Missouri, native joined the Chiefs as a staff accountant in '74, the same year he graduated from Rockhurst College in Kansas City.

Born November 14, 1951, Dennis and his wife, Carmen, live in Kansas City, Missouri, with their two daughters, Megan (14) and Lindsay (11).

LYNN STILES, Vice President of Player Personnel



Lynn Stiles, who begins his 17th season in the NFL, joined the Chiefs in February of 1992 as a consultant and was promoted to Vice President of Player Personnel in May of that year. Stiles oversees all of the club's scouting operations (pro and college).

Under the direction of Stiles and through the coordinated efforts of both the college and pro areas of the personnel department, the Chiefs have acquired over 70 players the past three years that were on the team's 80-man roster heading into training camp. Among those players are 20 draft picks, three trade acquisitions, nine unrestricted free agents and several other free agents, uniting to form a group that should help the Chiefs remain a perennial playoff contender.

Along with Stiles' personnel responsibilities, he also oversees the player programs/player development program, which offers assistance to players off the field and helps to prepare them for life after football.

The 54-year-old Stiles rejoined Carl Peterson, the Chiefs President/General Manager. Stiles and Peterson worked together from 1972-75 at UCLA and from 1979-82 in the Philadelphia Eagles organization.

Stiles was previously an assistant coach with the San Francisco 49ers. He joined Bill Walsh's staff in 1987 as special teams coach, and was

promoted to special teams coordinator and tight ends coach in 1989 by Head Coach George Seifert. In 1991 he picked up additional duties as offensive line assistant. He helped the 49ers win back-to-back Super Bowl titles in 1988-89.

Prior to his five-year stint with the 49ers, Stiles served as an assistant coach and player personnel director with the Eagles from 1979-86. He coached special teams and tight ends, while also serving as an administrative assistant to Head Coach Dick Vermeil, highlighted by the 1980 Super Bowl. He then followed Peterson as Director of Player Personnel and was eventually elevated to Executive Director of Player Personnel with the club. He helped Philadelphia acquire such talents as quarterback Randall Cunningham, defensive end Reggie White, linebacker Seth Joyner, defensive end Clyde Simmons and running back Keith Byars.

Stiles was the Head Coach at San Jose State from 1976-78, compiling an 18-16 record and two conference championships. During his first season with the Spartans, he oversaw the development of quarterback Steve DeBerg, who was named Pacific Coast Athletic Conference MVP his only year of major college football. He also served as defensive coordinator and assistant head coach at UCLA (1970-75) under Pepper Rodgers and Vermeil, while helping the Bruins win the 1976 Rose Bowl. From 1966-70, he coached the defensive linemen and linebackers at the University of Utah.

Stiles played both ways at Utah (1959-62), gaining all-conference recognition as a guard/linebacker as well as being selected to the all-academic squad in 1962. He also played in the 1963 All-American Bowl. He was a two-time all-state pick as a prep athlete at Reno (Nev.) High School (1956-59).

Born April 12, 1941, in Kermit Texas, Lynn and his wife, Marigene, live in Kansas City, and have four children, Staci (29), Shon (25), Tiffany (17) and Blake (15).

DENNIS WATLEY - Vice President of Sales & Marketing



Dennis Watley, now in his sixth year with the Chiefs, was promoted to Vice President of Sales and Marketing in 1995.

Watley oversees all areas of ticket sales (group and season), marketing, promotions, advertising and game-day productions. Under his direction, the Chiefs led the NFL in attendance in 1994, and extended the team's string of sellouts to 34 heading into the 1995 season. He was instrumental in developing the VIP Tent and all corporate tailgate parties which have added to the Chiefs enjoyable pre-game atmosphere.

Over the past five years, the Chiefs have emerged as a role model for other teams in the league in all areas of marketing, and NFL Commissioner Paul Tagliabue has stated that the Chiefs game production is "the best in the NFL."

For 16 years prior to joining the Chiefs, the 47-year-old Watley was employed by National Steel Service Centers, a one-billion-dollar metals distribution company serving eight states in the Midwest. He left National Steel in 1985 as President of the Midwest Division and joined D.W. Newcomer's Sons in Kansas City as Director of Training and Development.

A native of Kansas City, Missouri, Watley attended William Jewell College and UMKC on an athletic scholarship from 1966-70, majoring in business and marketing, with additional studies in Iowa and Houston, Texas. Dennis lives in Lee's Summit, Missouri, with his wife, Carolyn, and their four children, Shelby (21), Lori (19), Matthew (11) and Ellen (9).

DIRECTIONS

FROM AIRPORT TO STADIUM AND PRACTICE FACILITY: Stay on I-435 South. Follow I-435 to I-70 East (Exit left). Take I-70 one-quarter mile to Blue Ridge Cutoff (Stadium on right side). Enter stadium at Gate 1. Media parking located in Lot E, on south side of stadium.

HEAD COACH

MARTY SCHOTTENHEIMER



"The best way to establish a position of excellence in the NFL is to expect it." Those prophetic words ushered in the Marty Schottenheimer era back on January 24, 1989.

In the 17 years before Schottenheimer's arrival in Kansas City, expectations were often high but rarely realized as the club averaged just six wins per season and made only one playoff appearance. During Schottenheimer's six campaigns as the Chiefs head coach, his teams have averaged 10 wins and advanced to the playoffs on five straight occasions. It is safe to say the Chiefs now expect to win, and do so often.

"He is, without a doubt, the fiercest competitor I have ever met," said Carl Peterson, the Chiefs President, General Manager and CEO. "His record clearly speaks for itself. When I hired Marty, I knew it would be the best decision I would make in restructuring the Chiefs."

As the Chiefs head coach, Schottenheimer has put together a sparkling regular season record of 59-35-1, good for a franchise-record .620 winning percentage. The Chiefs have made five consecutive playoff appearances, the longest current streak in the entire NFL. He directed the Chiefs to their first division title in 22 years in 1993, and has guided the club to six of their eight winning seasons since 1974.

Including his four-and-a-half year stint as the head coach of the Cleveland Browns, Schottenheimer has a superb regular season mark of 103-63-1, making his winning percentage .620, the third-highest among active coaches with at least four full seasons (George Seifert, .781, and Don Shula, .679). He has coached nine straight teams to winning records and led seven of his 10 clubs to 10-win seasons. He has been in the playoffs nine of his 10 full seasons as a head coach, steering three of those to a conference title game, and is the only NFL coach that has taken his team to the playoffs nine times since 1985. Since '85, he leads all NFL coaches with 99 regular season victories. His teams have won four division titles, one with Kansas City and three with Cleveland, while never finishing worse than second place.

In 1994 Schottenheimer registered his 100th regular season win, a milestone reached by just 20 other coaches in NFL history. He also became just the fourth head coach in league annals to defeat all 28 NFL teams, joining Chuck Knox, Bum Phillips and Marv Levy.

Kansas City's 51-29 record during the 1990s is the fourth-best in the NFL behind only the San Francisco 49ers (61-19), Buffalo Bills (56-24) and Dallas Cowboys (55-25). During the decade the Chiefs lead the AFC in most takeaways (193, also leads NFL), fewest giveaways (116), opponent fumble recoveries (101, leads NFL), most sacks (223) and fewest interceptions thrown (55). The Chiefs have been the dominant team in the AFC West during the decade, winning 28 of their 40 games in the division for an impressive .700 winning percentage.

Last season the Chiefs ventured to the playoffs for the fifth year in a row with a 9-7 regular season mark. The playoff berth came despite the fact that key offensive players—Joe Montana, Marcus Allen, Kimble Anders, Willie Davis, J.J. Birden, John Alt and Keith Cash—were available for just six games together.

In 1993 the Chiefs enjoyed their finest season since the 1969 World Championship campaign. The club captured its first division crown since 1971 with an 11-5 record and made its first title game appearance since 1969. The team manufactured dramatic come-from-behind victories over the Pittsburgh Steelers and red-hot Houston Oilers to earn a trip to their first ever AFC Championship Game. The Chiefs swept the Los Angeles Raiders, San Diego Chargers and Seattle Seahawks en route to a 7-1 record in AFC West games, the best in team history.

Despite injuries to several key players, the Chiefs battled to a 10-6 record and another playoff berth in 1992. Their team showed its true heart

in a season-ending, 42-20 victory over the Denver Broncos that put Kansas City into postseason play.

In 1991 the Chiefs won their first playoff game since Super Bowl IV (Jan. 11, 1970) by upending the Raiders, 10-6, in an AFC Wild Card contest. That victory took place at Arrowhead, marking the first ever playoff game in the structure, which was completed in 1972.

In 1990 Schottenheimer directed the Chiefs to an 11-5 record, the club's finest in 21 years. He also led the team into postseason play for just the second time since 1971 and the first time since 1986. In the first-round playoff game, the Chiefs dropped a thrilling, 17-16 decision to the Miami Dolphins.

The reversal of the Chiefs fortunes began in 1989, Schottenheimer's first season with the club. That season Kansas City posted an 8-7-1 mark and missed the playoffs by ½-game.

Schottenheimer firmly established himself as one of the NFL's best head coaches before arriving in Kansas City. In his four full seasons as the Browns head coach, he produced four playoff berths, three AFC Central titles, two AFC Championship Game appearances and consensus AFC Coach of the Year honors in 1986.

Schottenheimer embarked upon his first head coaching assignment at midseason in 1984 when the Browns promoted him from defensive coordinator to head coach as Sam Rutigliano's replacement. He took over a 1-7 team, yet managed to direct the Browns to a 4-4 finish in the season's second half. Three of the four losses were by field goals late in the game.

In 1985, his first full season as a head coach, Schottenheimer guided the Browns to the AFC Central title. The following year, he earned consensus Coach of the Year honors after piloting Cleveland to a 12-4 record, a second straight division crown and a spot in the AFC Championship Game, which the Browns lost to the Broncos, 23-20, in overtime. Cleveland gained a third straight division title in 1987, and for the second consecutive year advanced to the AFC Championship Game, falling to Denver again, 38-33. Despite losing three quarterbacks and several other starters to injury in 1988, he led the Browns to a 10-6 mark and a playoff entry for the fourth year in a row.

Schottenheimer started his coaching career with the World Football League's Portland Storm in 1974. He opened that season as a player, but a shoulder injury ended his playing career, although he did continue tutoring the team's linebackers. A year later, he joined Bill Arnsparger — the architect of the Miami Dolphins "No-Name Defense" — with the New York Giants as linebackers coach, then was promoted to defensive coordinator at age 34 under John McVay in 1977. He then became the Detroit Lions linebackers coach in 1978 staying there two years before making the move to Cleveland.

In 1965 Schottenheimer was selected in the fourth round of the NFL draft by the Baltimore Colts and in the seventh round of the AFC draft by the Buffalo Bills. He signed with the Bills and played with the club from 1965-68. He joined the Boston Patriots in 1969, playing two seasons there before being traded to the Pittsburgh Steelers in 1971. After a training camp stint Chuck Noll, the Steelers traded him back to the Colts, but he retired three weeks later. Following his retirement, he worked in real estate in Denver until resurfacing in the WFL.

Schottenheimer was an All-America linebacker at the University of Pittsburgh, where he has been named to the school's all-time team. He played in the 1965 College All-Star Game at Soldier Field in Chicago (Browns beat All-Stars, 24-16). In that game, he played alongside Dick Butkus, Fred Biletnikoff, Roger Staubach, Bob Hayes and Bill Curry.

Schottenheimer was an honor student and football/basketball standout at Ft. Cherry High School in McDonald, Pa. He was an All-Western Pennsylvania linebacker on the football squad and the center on the state championship basketball team. He then began his college career at Pitt, where he earned an English degree.

Schottenheimer is a licensed pilot and flew with the Navy's Blue Angels in February of 1992.

Born September 23, 1943, in Canonsburg, Pa., Marty and his wife, Pat, have two children, Kristen (25), who works in advertising, and Brian (21), who is a junior quarterback at the University of Florida. The Schottenheimers reside in Overland Park, Kansas.

MARTY SCHOTTENHEIMER'S COACHING BACKGROUND

1974	Portland Storm (WFL)	Linebackers				
1975-76	New York Giants	Linebackers				
1977	New York Giants	Defensive Coordinator				
1978-79	Detroit Lions	Linebackers				
1980-84	Cleveland Browns	Defensive Coordinator, Linebackers, Def. Backs				
1984-88	Cleveland Browns	Head Coach				
1989-94	Kansas City Chiefs	Head Coach				
Year	Club	Pos.	W	L	T	Pct.
1984	Cleveland Browns	#Third	4	4	0	.500
1985	Cleveland Browns	#First	8	8	0	.500
1986	Cleveland Browns	#First	12	4	0	.750
1987	Cleveland Browns	#First	10	5	0	.667
1988	Cleveland Browns	*#Second	10	6	0	.625
1989	Kansas City Chiefs	+ Second	8	7	1	.531
1990	Kansas City Chiefs	+ Second	11	5	0	.688
1991	Kansas City Chiefs	+ Second	10	6	0	.625
1992	Kansas City Chiefs	+ Second	10	6	0	.625
1993	Kansas City Chiefs	+ First	11	5	0	.688
1994	Kansas City Chiefs	+ Second	9	7	0	.563

Pro Totals — 11 Years 103 63 1 .620

% Replaced Sam Rutigliano, October 22, 1984 with 1-7 record.

Central Division (AFC) + Western Division (AFC)

*Tied for position

PLAYOFF RECORD

Year	Club	W	L
1985	Cleveland Browns	0	1
1986	Cleveland Browns	1	1
1987	Cleveland Browns	1	1
1988	Cleveland Browns	0	1
1990	Kansas City Chiefs	0	1
1991	Kansas City Chiefs	1	1
1992	Kansas City Chiefs	0	1
1993	Kansas City Chiefs	2	1
1994	Kansas City Chiefs	0	1

Pro Totals — 9 Years 5 8

NFL'S WINNINGEST ACTIVE COACHES

(Regular Season — At Least 4 Full Seasons)

	W	L	T	Pct.
1. George Seifert, 49ers	62	18	0	.775
2. Don Shula, Dolphins	319	149	6	.679
3. Marty Schottenheimer, Chiefs	103	63	1	.620
4. Dan Reeves, Giants	130	85	1	.604
5. Jim Mora, Saints	84	59	0	.587
6. Bill Parcells, Giants	92	66	1	.581
7. Marv Levy, Bills	117	90	0	.565
8. Rich Kotite, Jets	36	28	0	.563
9. Buddy Ryan, Cardinals	51	43	1	.542
10. Ted Marchibroda, Colts	62	60	0	.508

PLAYOFF APPEARANCES, 1985-94

1. Marty Schottenheimer, Browns/Chiefs	9
2. Mike Ditka, Bears	6
Marv Levy, Bills	6
4. Joe Gibbs, Redskins	5
Bill Parcells, Giants/Patriots	5
Dan Reeves, Broncos/Giants	5
George Seifert, 49ers	5

MOST REGULAR SEASONS WINS, 1985-94

1. Marty Schottenheimer, Chiefs	99
2. Dan Reeves, Giants	96
3. Don Shula, Dolphins	92
4. Marv Levy, Bills	86
5. Jim Mora, Saints	84

MARTY SCHOTTENHEIMER YEAR-BY-YEAR

1984

Cleveland Browns

(4-4)*

10/28	New Orleans	L	14-16	11/25	Houston	W	27-10
11/ 4	at Buffalo	W	13-10	12/ 2	Cincinnati	L	17-20 (ot)
11/11	San Francisco	L	7-41	12/ 9	at Pittsburgh	L	20-23
11/18	at Atlanta	W	23- 7	12/16	at Houston	W	27-20

*Schottenheimer took over for Sam Rutigliano eight games into the '84 season.

1985

Cleveland Browns

(8-8)

9/ 8	St. Louis	L	24-27 (ot)	11/10	at Cincinnati	L	10-27
9/16	Pittsburgh	W	17- 7	11/17	Buffalo	W	17- 7
9/22	at Dallas	L	7-20	11/24	Cincinnati	W	24- 6
9/29	at San Diego	W	21- 7	12/ 1	at N.Y. Giants	W	35-33
10/ 6	New England	W	24-20	12/ 8	at Seattle	L	13-31
10/13	at Houston	W	21- 6	12/15	Houston	W	28-21
10/20	L.A. Raiders	L	20-21	12/22	at N.Y. Jets	L	10-37
10/27	Washington	L	7-14	AFC PLAYOFFS:			
11/ 3	at Pittsburgh	L	9-10	1/ 4	at Miami	L	21-24

1986

Cleveland Browns

(12-4)

9/ 7	at Chicago	L	31-41	11/16	at L.A. Raiders	L	14-27
9/14	at Houston	W	23-20	11/23	Pittsburgh	W	37-31 (ot)
9/18	Cincinnati	L	13-30	11/30	Houston	W	13-10 (ot)
9/28	Detroit	W	24-21	12/ 7	at Buffalo	W	21-17
10/ 5	at Pittsburgh	W	27-24	12/14	at Cincinnati	W	34- 3
10/12	Kansas City	W	20- 7	12/21	San Diego	W	47-17
10/19	Green Bay	L	14-17	AFC PLAYOFFS:			
10/26	at Minnesota	W	23-20	1/ 3	N.Y. Jets	W	23-20 (2ot)
11/ 2	at Indianapolis	W	24- 9	AFC CHAMPIONSHIP:			
11/10	Miami	W	26-16	1/11	Denver	L	20-23 (ot)

1987

Cleveland Browns

(10-5)

9/13	at New Orleans	L	21-28	11/29	at San Francisco	L	24-28
9/20	Pittsburgh	W	34-10	12/ 6	Indianapolis	L	7- 9
10/ 4	at New England	W	20-10	12/13	Cincinnati	W	38-24
10/11	Houston	L	10-15	12/20	at L.A. Raiders	W	24-17
10/18	at Cincinnati	W	34- 0	12/26	at Pittsburgh	W	19-13
10/26	L.A. Rams	W	30-17	AFC PLAYOFFS:			
11/ 1	at San Diego	L	24-27 (ot)	1/ 9	Indianapolis	W	38-21
11/ 8	Atlanta	W	38- 3	AFC CHAMPIONSHIP:			
11/15	Buffalo	W	27-21	1/17	at Denver	L	33-38
11/22	at Houston	W	40- 7				

1988

Cleveland Browns

(10-6)

9/ 4	at Kansas City	W	6- 3	11/ 7	at Houston	L	17-24
9/11	N.Y. Jets	L	3-23	11/13	at Denver	L	7-30
9/19	Indianapolis	W	23-17	11/20	Pittsburgh	W	27- 7
9/25	at Cincinnati	L	17-24	11/27	at Washington	W	17-13
10/ 2	at Pittsburgh	W	23- 9	12/ 4	Dallas	W	24-21
10/ 9	Seattle	L	10-16	12/12	at Miami	L	31-38
10/16	Philadelphia	W	19- 3	12/18	Houston	W	28-23
10/23	at Phoenix	W	29-21	AFC WILD CARD:			
10/30	Cincinnati	W	23-16	12/24	Houston	L	23-24

1989

Kansas City Chiefs

(8-7-1)

9/10	at Denver	L	20-34	11/ 5	Seattle	W	20-10
9/17	L.A. Raiders	W	24-19	11/12	Denver	L	13-16
9/24	at San Diego	L	6-21	11/19	at Cleveland	T	10-10
10/ 1	Cincinnati	L	17-21	11/26	Houston	W	34- 0
10/ 8	at Seattle	W	20-16	12/ 3	Miami	W	26-21
10/15	at L.A. Raiders	L	14-20	12/10	at Green Bay	W	21- 3
10/22	Dallas	W	36-28	12/17	San Diego	L	13-20
10/29	at Pittsburgh	L	17-23	12/24	at Miami	W	27-24

1990

Kansas City Chiefs

(11-5)

9/ 8	Minnesota	W	24-21	11/18	San Diego	W	27-10
9/17	at Denver	L	23-24	11/25	at L.A. Raiders ..	W	27-24
9/23	at Green Bay	W	17- 3	12/ 2	at New England .	W	37- 7
9/30	Cleveland	W	34- 0	12/ 9	Denver	W	31-20
10/ 7	at Indianapolis	L	19-23	12/16	Houston	L	10-27
10/14	Detroit	W	43-24	12/23	at San Diego	W	24-21
10/21	at Seattle	L	7-19	12/29	at Chicago	W	21-10
11/ 4	L.A. Raiders	W	9- 7	AFC WILD CARD:			
11/11	Seattle	L	16-17	1/ 5	at Miami	L	16-17

1991

Kansas City Chiefs

(10-6)

9/ 1	Atlanta	W	14- 3	11/17	Denver	L	20-24
9/ 8	New Orleans	L	10-17	11/24	at Cleveland	L	15-20
9/16	at Houston	L	7-17	12/ 1	at Seattle	W	19- 6
9/22	Seattle	W	20-13	12/ 8	San Diego	W	20-17 (ot)
9/29	at San Diego	W	14-13	12/14	at San Francisco ...	L	14-28
10/ 7	Buffalo	W	33- 6	12/22	at L.A. Raiders ..	W	27-21
10/13	Miami	W	42- 7	AFC WILD CARD:			
10/20	at Denver	L	16-19	12/28	L.A. Raiders	W	10- 6
10/28	L.A. Raiders	W	24-21	AFC DIV. PLAYOFFS:			
11/10	at L.A. Rams	W	27-20	1/ 5	at Buffalo	L	14-37

1992

Kansas City Chiefs

(10-6)

9/ 6	at San Diego	W	24-10	11/15	Washington	W	35-16
9/13	Seattle	W	24- 7	11/22	at Seattle	W	24-14
9/20	at Houston	L	20-23 (ot)	11/29	at N.Y. Jets	W	23- 7
9/28	L.A. Raiders	W	27- 7	12/ 6	at L.A. Raiders ...	L	7-26
10/ 4	at Denver	L	19-20	12/13	at New England .	W	27-20
10/11	Philadelphia	W	24-17	12/19	at N.Y. Giants	L	21-35
10/18	at Dallas	L	10-17	12/27	Denver	W	42-20
10/25	Pittsburgh	L	3-27	AFC WILD CARD:			
11/ 8	San Diego	W	16-14	1/ 2	at San Diego	L	0-17

1993

Kansas City Chiefs

(11-5)

9/ 5	at Tampa Bay	W	27- 3	12/ 5	at Seattle	W	31-16
9/12	at Houston	L	0-30	12/12	at Denver	L	21-27
9/20	Denver	W	15- 7	12/19	San Diego	W	28-24
10/ 3	L.A. Raiders	W	24- 9	12/28	at Minnesota	L	10-30
10/10	Cincinnati	W	17-15	1/ 2	Seattle	W	34-24
10/17	at San Diego	W	17-14	AFC WILD CARD:			
10/31	at Miami	L	10-30	1/ 8	Pittsburgh	W	27-24 (ot)
11/ 8	Green Bay	W	23-16	AFC DIV. PLAYOFFS:			
11/14	at L.A. Raiders ..	W	31-20	1/16	at Houston	W	28-20
11/21	Chicago	L	17-19	AFC CHAMPIONSHIP:			
11/28	Buffalo	W	23- 7	1/23	at Buffalo	L	13-30

1994

Kansas City Chiefs

(9-7)

9/ 4	at New Orleans .	W	30-17	11/13	San Diego	L	13-14
9/11	San Francisco	W	24-17	11/20	Cleveland	W	20-13
9/18	at Atlanta	W	30-10	11/27	at Seattle	L	9-10
9/25	L.A. Rams	L	0-16	12/ 4	Denver	L	17-20 (ot)
10/ 9	at San Diego	L	6-20	12/12	at Miami	L	28-45
10/17	at Denver	W	31-28	12/18	Houston	W	31- 9
10/23	Seattle	W	38-23	12/24	at L.A. Raiders ..	W	19- 9
10/30	at Buffalo	L	10-44	AFC WILD CARD:			
11/ 6	at L.A. Raiders ...	W	13- 3	12/31	at Miami	L	17-27

SCHOTTENHEIMER VS. THE NFL (Includes Playoffs)

	W	L	T		W	L	T
Arizona Cardinals	1	1	0	Miami Dolphins	4	6	0
Atlanta Falcons	4	0	0	Minnesota Vikings	2	1	0
Buffalo Bills	6	3	0	New England Patriots	4	0	0
Chicago Bears	1	2	0	New Orleans Saints	1	3	0
Cincinnati Bengals	6	5	0	New York Giants	1	1	0
Cleveland Browns	2	1	1	New York Jets	2	2	0
Dallas Cowboys	2	2	0	Philadelphia Eagles	2	0	0
Denver Broncos	4	11	0	Pittsburgh Steelers	8	4	0
Detroit Lions	2	0	0	St. Louis Rams	2	1	0
Green Bay Packers	3	1	0	San Diego Chargers	10	6	0
Houston Oilers	11	7	0	San Francisco 49ers	1	3	0
Indianapolis Colts	3	2	0	Seattle Seahawks	9	5	0
Kansas City Chiefs	2	0	0	Tampa Bay Buccaneers	1	0	0
Los Angeles Raiders	12	4	0	Washington Redskins	2	1	0

COACHING STAFF

RUSS BALL - Assistant Strength and Conditioning



Beginning his seventh season as a strength and conditioning specialist in the NFL, Russ Ball assists Dave Redding in the physical development of the club's athletes. The 35-year-old Ball also serves as the team's training camp coordinator in River Falls, Wisconsin.

Ball was the head strength coach at the University of Missouri from '82-88. The Columbia, Missouri, native earned four letters as a center at Central Missouri State University, where he was an all-conference selection as a senior in '80. Ball was an all-state performer at Columbia Highman High School in Columbia, Missouri. In '90, he earned a Master's Degree in Human Performance from the University of Missouri.

Coaching Career: University of Missouri 1981-88; joined Chiefs in 1989. **Education:** University of Missouri (M.A. '90), Central Missouri State University (B.S. '81). **Birthdate:** August 28, 1959. **Family:** Single.

JOHN BUNTING - Linebackers



John Bunting, now in his third season with the Chiefs, begins his first season tutoring the club's linebackers after serving as a defensive assistant the past two years. The 44-year-old Bunting came to Kansas City from NCAA Division III Rowan College in Glassboro, New Jersey, where he served as head coach for five years ('88-92) and compiled a 38-14-2 record which included two NCAA playoff berths ('91, '92). After compiling a perfect 10-0 regular season mark in '92, he was named Division III Coach of the Year by the Metropolitan New York Football Writers Association.

Prior to taking over the head coaching post, the Portland, Maine, product coached the defensive line at Rowan ('87), defensive ends at Brown University ('86), and linebackers for the USFL's Baltimore Stars ('85). A 10th-round draft choice of the Philadelphia Eagles in '72, Bunting played in 133 NFL games, primarily as a starting OLB for the Eagles over 11 seasons ('72-82), and was also part of the Eagles Super Bowl XV squad.

He went on to play two years ('83-84) with the USFL's Philadelphia Stars and was a member of the Stars '84 USFL Championship squad. A three-year starter at the University of North Carolina, Bunting was a co-captain as a senior when he earned honorable mention All-America honors in addition to All-Atlantic Coast Conference accolades.

Coaching Career: USFL Baltimore Stars 1985; Brown University 1986; Rowan College 1987-92 (head coach 1988-92); joined Chiefs in 1993. **Education:** University of North Carolina (B.S. '72). **Birthdate:** July 15, 1950. **Family:** Wife - Dawn; Children - Kim (26) and Brooks (21).

GUNTHER CUNNINGHAM - Defensive Coordinator



A noted defensive specialist, Gunther Cunningham begins his first season as the Chiefs defensive coordinator. The 47-year-old Cunningham has implemented an attacking defensive scheme which calls for increased upfield penetration from the defensive line and an increasingly aggressive posture at every position.

As a member of the Los Angeles Raiders staff the past four seasons ('91-94), the Munich, Germany, native served as the club's defensive coordinator in '92 and '93 in addition to tutoring the club's defensive line ('94), as well as coaching the Raider linebackers ('91).

As Los Angeles' defensive coordinator in '93, the Raiders allowed an average of just 295.2 yards per game, a figure which ranked third in AFC and ninth in the National Football League. The Raiders pass defense was also one of the league's best under Cunningham, relinquishing just 178.6 yards per game, the third-lowest figure in the AFC and the fifth-lowest total in the league. His charges racked up 45 sacks in '93, the fourth-highest mark in the AFC which also tied as the seventh-best total in the NFL. Cunningham's defense was just as tough in '92, ranking fourth in the AFC and ninth in the NFL. The Raider pass defense was especially stingy, ranking sixth in the AFC and allowing an NFL-low 11 TD passes.

Last season, Cunningham was credited with aiding in the development of the Raiders defensive tackle Chester McClockton, who earned a trip to the Pro Bowl in just his second NFL season after posting 9½ sacks in '94. He also figured prominently in the maturation of defensive end Anthony Smith who racked up 31½ quarterback wrap-ups the past three seasons.

Prior to joining the Raiders, Cunningham spent six seasons as a mentor for the San Diego Chargers defensive line ('85-90). During three of those six years, the Chargers led the AFC in sacks, including a franchise-record 62 quarterback take-downs in '86. Under Cunningham's tutelage, Leslie O'Neal and Lee Williams developed into two of the league's most productive defensive linemen, combining for 107 sacks during his stay in San Diego. Cunningham began his NFL career with the Baltimore Colts as a defensive line coach in '82 and remained in that capacity through the club's '84 season in Indianapolis after entering the pro ranks coaching defensive line and linebackers for the CFL's Hamilton Tiger Cats in '81.

Cunningham graduated from the University of Oregon where he was a linebacker and place kicker from '66-68. He embarked on a coaching career at his alma mater the next season and tutored the Ducks defensive line for three seasons ('69-71) before moving on to Arkansas ('72) and Stanford ('73-76). At the University of California, he coached the secondary in '77, linebackers in '78, and served as defensive coordinator and defensive line coach for his final two seasons with the Bears ('79-80).

Coaching Career: University of Oregon 1969-71; Arkansas 1972; Stanford 1973-76; University of California 1977-80; CFL Hamilton Tiger-Cats 1981; Baltimore/Indianapolis Colts 1982-84; San Diego Chargers 1985-90; Los Angeles Raiders 1991-94; joined Chiefs in 1995. **Education:** University of Oregon (B.A. '69). **Birthdate:** June 19, 1949. **Family:** Wife - Rene; Children - Natalie (19) and Adam (13).

JIM ERKENBECK - Tight Ends/Offensive Assistant



A former Chiefs assistant from '89-91, 36-year coaching veteran Jim Erkenbeck rejoins the Kansas City staff in '95 as the squad's tight ends coach and an offensive assistant. The 62-year-old Erkenbeck spent the past three seasons ('92-94) as the offensive line coach of the Los Angeles Rams.

Prior to his first stint with the Chiefs, Erkenbeck tutored the offensive line of the Dallas Cowboys ('87-88) and New Orleans Saints ('86), in addition to serving as the offensive coordinator of the USFL's Philadelphia/Baltimore Stars ('83-85), as well as the CFL's Calgary Stampeders ('82), Montreal Alouettes (1978-81), and Winnipeg Blue Bombers ('77).

Erkenbeck began his coaching career as head coach at El Capitan (Cal.) High School in '60 before becoming an assistant under Don Coryell at San Diego State ('61-63). He served as head coach at Grossmont (Cal.) JUCO ('64-67) and then served assistant coaching appointments at Utah State ('68), Washington State ('69-71), and the University of California ('72-76).

Coaching Career: San Diego State 1961-63; Grossmont (Cal.) JUCO (head coach) 1964-67; Utah State 1968; Washington State 1969-71; University of California 1972-76; CFL Winnipeg Blue Bombers 1977; CFL Montreal Alouettes 1978-81; CFL Calgary Stampeders 1982; USFL Philadelphia/Baltimore Stars 1983-85; New Orleans Saints 1986; Dallas Cowboys 1987-88; Kansas City Chiefs 1989-91; Los Angeles Rams 1992-94; rejoined Chiefs in 1995. **Education:** San Diego State (B.A. '52). **Birthdate:** September 10, 1933. **Family:** Wife - Jocelyne; Children - Jeff (34) and Jimmy (32).

PAUL HACKETT - Offensive Coordinator



An exceptional collection of professional and collegiate players owe a substantial portion of their success to Paul Hackett, who enters his third season as the Chiefs offensive coordinator. During the course of his coaching career, the 48-year-old Hackett has overseen the development of offensive luminaries including the likes of Joe Montana, Marcus Allen, Jerry Rice, Steve Bartkowski, Brian Sipe, Charles White, Danny White, Tony Dorsett, Dwight Clark, and Vince Evans and has worked under head coaches Bill Walsh, Tom Landry, John Robinson, and Sam Rutigliano.

Hackett's offensive system continued to roll in '94, racking up 355.8 yards per game to rank third in the AFC and fifth in the NFL. That offensive output was a 53.6-yard increase from his first season with the Chiefs in '93 and an 85.5-yard jump from '92. Kansas City's 5,692 yards of total offense last season were the most in team history, while the 355.8-yards per game average ranked second in Chiefs annals (365.3 in '66). The Chiefs offense set a franchise record with six games with at least 400 total yards and tied a team mark with 322 first downs. The club's rushing offense generated 108.3 yards per game to rank sixth in the AFC and 11th in the NFL while the team's passing offense accounted for 247.5 yards per game to rank fourth in the American Conference and seventh in the NFL. In addition, the club relinquished a mere 19 sacks, the lowest total in franchise history, and the third-lowest mark in the NFL last season.

Making last season's offensive accomplishments even more impressive was the fact that the club's key offensive players (Joe Montana, Marcus Allen, Kimble Anders, Willie Davis, J.J. Birden, John Alt, and Keith Cash) were available together for just six games. In their absence, Hackett carefully honed the skills of first-year Chiefs Steve Bono, Lake Dawson, Greg Hill, Derrick Walker, and Donnell Bennett who were responsible for

2,647 yards of total offense and 11 TDs in '94.

While coaching the San Francisco 49ers quarterbacks and receivers under Bill Walsh ('83-85), he helped develop an innovative offense which would serve as a standard of excellence into the '90s. With the 49ers, he helped train one of the greatest players in NFL history - Joe Montana. During the three years Hackett worked with Montana, the future Hall of Famer put up some incredible numbers: 914 completions, 1,441 attempts, 63.4 completions percentage, an average of 3,731 passing yards per season, 81 TDs and just 35 INTs. During Hackett's tenure, the 49ers made three playoff appearances and claimed a win in Super Bowl XIX.

After his stint with the 49ers and a three-year term under Tom Landry as the Dallas Cowboys pass offense coordinator ('86-88), he moved onto the University of Pittsburgh ('89-92). He coached the Panthers offense in '89 before being named the club's head coach just one hour before Pitt's John Hancock Bowl appearance on Dec. 30, 1989. Pitt quarterback Alex Van Pelt ranked in the NCAA's Top 10 in total offense in '91 and '92, and despite a 3-9 record in '92, the Panthers still finished eighth in the nation in both total offense (452.4 yards per game) and passing offense (290.3 yards per game).

As a senior at UC-Davis in '68, Hackett led the Far West Conference in passing and stayed on to coach the school's freshman squad the next two seasons. He moved on to Cal-Berkley ('72-75), where as quarterback coach from '74-75, Steve Bartkowski led the nation in passing in '74 and the following year, the school's offense was the NCAA's best. From '76-80 at USC, Hackett oversaw the development of Heisman Trophy winners Marcus Allen and Charles White, as well as quarterbacks Vince Evans and Paul McDonald as the Trojans won three Rose Bowls and claimed a national title in '79 before joining the Cleveland Browns ('81-82) to open his pro coaching career.

Coaching Career: University of California-Davis 1970-71; University of California 1972-75; University of Southern California 1976-80; Cleveland Browns 1981-82; San Francisco 49ers 1983-85; Dallas Cowboys 1986-88; University of Pittsburgh 1989-92 (head coach 1990-92); joined Chiefs in 1993. **Education:** (University of California-Davis (B.A. '69). **Birthdate:** July 5, 1947. **Family:** Wife - Elizabeth; Children - David (24) and Nathaniel (15).

CARL HAIRSTON - Defensive Line



Carl "Big Daddy" Hairston begins his first season as the Chiefs defensive line coach after spending last season as a pro scout in the club's player personnel department. He also assisted with the defensive line duties during the team's '94 training camp. Before joining Kansas City last year, the 42-year-old Hairston spent three seasons as a scout with the Phoenix Cardinals ('91-93) following a stellar 15-year NFL playing career.

One of the finest defensive ends of his era, Hairston appeared in 234 NFL contests (184 starts), registering 1,141 tackles and 94 sacks. He played one season with Phoenix ('90), six years in Cleveland ('84-89) - five of which were under Head Coach Marty Schottenheimer, and eight seasons in Philadelphia ('76-83). A seventh-round pick of the Eagles in the '76 draft, Hairston went on start all eight seasons he was in Philadelphia, captaining the defense from '79-83 and racking up 100 or more tackles five straight years ('77-81). In '79, he led the Eagles and the NFC with a career-best 15 sacks. The Martinsville, Virginia, product participated in 15 career playoff contests and was a member of the Eagles Super Bowl XV squad.

A four-year starter at linebacker and defensive end at Maryland-Eastern Shore, Hairston earned collegiate all-conference honors on three occasions.

Coaching Career: Phoenix Cardinals (scout) 1991-93; joined Chiefs in 1994. **Education:** Maryland-Eastern Shore (B.A. '85). **Birthdate:** December 15, 1952. **Family:** Children - Carl, Jr. (15) and Crystal (12).

WOODROW LOWE - Defensive Asst./Asst. Special Teams



A 12-year National Football League veteran as a player, Woodrow Lowe makes his debut as a pro coach with the Chiefs in '95 as a defensive assistant and assistant special teams coach after serving as a starting linebacker for the San Diego Chargers from '76-86.

The 40-year-old Lowe has played and started more games than any other defensive player in Chargers history. He began his pro career as a fifth-round draft pick of San Diego in '76 and concluded in '87 when a knee injury forced him to retire. In 164 career games (151 starts), he accounted for 973 tackles, 21½ sacks, 21 interceptions, and nine fumble recoveries. A Chargers team captain his final seven seasons, the Columbus, Georgia, native missed just one game in an 11-year span from '76-86. At the University of Alabama, Lowe earned four letters as a linebacker and captained the Crimson Tide as a senior in '75.

Lowe embarked on his coaching career in '90, after a three-year stint in private business. His first position was at Russell County High School in Seale, Alabama. After two seasons there, he moved on to his high school alma mater of Central High School in Phenix City, Alabama, where he helped lead the club to a state championship in '92. In '93, Lowe was named head coach at Selma (Ala.) High School.

Coaching Career: Russell County HS, Seale, Ala. 1990-91; Central HS, Phenix City, Ala. 1992; Selma HS, Selma, Ala. 1993-94; joined Chiefs in 1995. **Education:** University of Alabama (B.A. '75). **Birthdate:** June 9, 1954. **Family:** Wife - Linda; Children - Woodrow, Jr. (20), Briana (16), Adrienne (13), and Benjamin (5).

MIKE MCCARTHY - Quarterbacks



Mike McCarthy begins his first season as the Chiefs quarterbacks coach after serving in an offensive assistant/quality control capacity the past two seasons. The 31-year-old McCarthy continues his tutelage under offensive coordinator Paul Hackett, after serving as Hackett's receiver's coach at the University of Pittsburgh in '92 when the Panthers offense ranked 12th in the nation. McCarthy originally joined the Pittsburgh staff as a volunteer assistant in '89, before serving as a graduate assistant the next two years. McCarthy began his coaching career

as a linebackers coach at Fort Hays (Kan.) State in '87-88.

A collegiate tight end, the Pittsburgh, Pennsylvania, native began his career at Scottsdale (Ariz.) Junior College before transferring to Baker University in Baldwin City, Kansas, where he was a two-time all-conference pick and captain of Baker's '86 NAIA Division II national champion runner-up squad.

Coaching Career: Fort Hays State University 1987-88; University of Pittsburgh 1989-92; joined Chiefs in 1993. **Education:** Fort Hays State University (M.A. '88), Baker University (B.A. '87). **Birthdate:** November 10, 1963. **Family:** Wife - Christine; Children - Alexandra (4).

NFL TELEPHONE DIRECTORY

NFL Office	(212) 758-1500
NFL Properties	
Headquarters	(212) 838-0660
Creative Services	(310) 215-1606
NFL Films	(609) 778-1600
Elias Sports Bureau	(212) 869-1530

JIMMY RAYE - Running Backs



Considered one of the NFL's brightest offensive minds, 19-year NFL coaching veteran Jimmy Raye begins his third season as the Chiefs running backs coach after spending one season as an offensive assistant/tight ends coach with the club. Last season under Raye's tutelage, Kansas City running backs hauled in a club-record 134 receptions.

The 49-year-old Raye came to Kansas City after serving as the L.A. Rams receivers coach and passing game coordinator in '91 and spending '90 as New England's offensive coordinator. He served two stints as Atlanta's wide receivers coach ('87-89, '80-82) in addition to holding offensive coordinator posts for the Tampa Bay Buccaneers ('85-86) and L.A. Rams ('84), after serving as the Rams receivers coach in '83. In '78-79 he was on the same Detroit staff as Marty Schottenheimer, and coached the Lions defensive backs. He entered the pro coaching ranks in '77 as the San Francisco 49ers receivers coach.

The Fayetteville, North Carolina, native spent '69 as a defensive back for the Philadelphia Eagles before beginning his coaching career at Michigan State ('71-75) and moving on to Wyoming ('76) prior to joining the NFL. A collegiate quarterback at Michigan State ('65-67), Raye led the Spartans to two Big Ten titles and a '66 Rose Bowl appearance. He also started in Michigan State's "Battle of the Century" vs. Notre Dame in '66 that resulted in a 10-10 tie.

Coaching Career: Michigan State University 1971-75; University of Wyoming 1976; San Francisco 49ers 1977; Detroit Lions 1978-79; Atlanta Falcons 1980-82; Los Angeles Rams 1983-84, 1991; Tampa Bay Buccaneers 1985-86; New England Patriots 1990; joined Chiefs in 1993. **Education:** Michigan State University (B.A. '67). **Birthdate:** March 26, 1946. **Family:** Wife - Edwena; Children - Robin and Jimmy III (25), a receiver at San Diego State ('88-90), who is spending the '95 season as a coaching intern with the Chiefs.

DAVE REDDING - Strength and Conditioning



One of the most highly-respected strength coaches in all of football, Dave Redding enters his seventh campaign coordinating the Chiefs off-season strength and conditioning program and in-season maintenance efforts. Upon joining the club in '89, he redesigned the Chiefs weight-training facilities and instituted a personalized conditioning program that not only includes weightlifting, but also stresses flexibility, running, plyometric drills, and speed enhancement. In '93, Redding was honored by receiving the Emrich/Riecke/Jones Award sponsored by

U.S.A. Fitness which was voted on by his NFL peers.

The 43-year-old North Platte, Nebraska, native became the Cleveland Browns first strength and conditioning coach in '82 and stayed in that capacity until joining the Chiefs in '89. Prior to arriving in Cleveland Redding served as the strength coach at the University of Missouri ('78-81) and at Washington State University ('77), where he also worked with the Cougars' defensive ends. A three-year letterwinner as a defensive end at the University of Nebraska, Redding began his coaching career as a graduate assistant with the Cornhuskers in '76.

Coaching Career: University of Nebraska 1976; Washington State University 1977; University of Missouri 1978-81; Cleveland Browns 1982-88; joined Chiefs in 1989. **Education:** University of Nebraska (B.S. '76). **Birthdate:** June 14, 1952. **Family:** Children - one daughter, Taylor Reta (7).

AL SAUNDERS - Assistant Head Coach/Receivers



Regarded as one of the finest offensive minds in pro football with experience as both a head coach and offensive coordinator, Al Saunders begins his seventh season with the Chiefs. Saunders' relentless efforts and "hands on" approach should help the Chiefs young receivers climb to the levels of some of his other star pupils who have included the likes of Charlie Joiner, Kellen Winslow, Wes Chandler, Lynn Swann, and Willie Gault.

The 48-year-old Saunders served as head coach of the San Diego Chargers from the mid-point of the '86 season through the '88 campaign. He guided the club to a 17-22 record, including an 8-7 record in '87, which was the team's first winning season in five years. Under his direction in '87, the Chargers won eight straight games, the club's longest winning streak in 26 seasons. He joined the Chargers in '83 as receivers coach in what was one of the most exiting and prolific pass offenses in NFL history. San Diego led the league in passing yardage in '83 and '85.

He began his coaching career as a graduate assistant at the University of Southern California ('70-71), he then coached receivers at Missouri ('72), before heading the offensive backfield at Utah State ('73-75). He was an assistant head coach and offensive coordinator at the University of California from '76-81, leading an offense that set 32 national, conference, and school records. In '82, he served as offensive coordinator at Tennessee, where he tutored receivers Willie Gault and Tim McGee.

Born in London, England, he was only the third foreign-born head coach in NFL history after becoming a naturalized U.S. citizen in '60. A four-year starter, team captain, and Academic All-American as a defensive back at San Jose State ('66-69), Saunders is enshrined in the school's Hall of Fame. As recipient of California's State Graduate Fellowship for Academic Excellence, he was a doctoral candidate in athletic administration and sports management at USC.

Saunders has been recognized in *Who's Who in America* and was awarded California's prestigious Golden State Award for community leadership and service in '89. A former All-American swimmer and national record holder, Saunders competed in both the '94 and '95 Los Angeles Marathons, as well as the '94 Boston Marathon and has qualified for the 100th running of the Boston event in '96.

Coaching Career: University of Southern California 1970-71; University of Missouri 1972; Utah State University 1973-75; University of California 1976-81; University of Tennessee 1982; San Diego Chargers 1983-88 (head coach 1986-88); joined Chiefs in 1989. **Education:** Stanford (M.A. '70), San Jose State (B.A., B.S. '69). **Birthdate:** February 1, 1947, **Family:** Wife - Karen; Children - sons Bobby (18) and Joey (16), and daughter Korrin (14).

KURT SCHOTTENHEIMER - Defensive Backs



After spending six seasons as Kansas City's special teams coach, Kurt Schottenheimer will oversee the squad's secondary in '95. The 45-year-old Schottenheimer has a wealth of defensive knowledge as a former starting defensive back for the University of Miami, in addition to several prominent defensive coaching stints of the collegiate level. While heading the Chiefs specialty units from ('89-94), Schottenheimer's troops accounted for eight TDs and blocked 22 kicks. The McDonald, Pennsylvania, native was also named the co-winner of the NFL's 1990

Special Teams Coach of the Year Award.

Prior to joining the Chiefs, he served in the same special teams capacity for the Cleveland Brown (87-88). Schottenheimer, the younger brother of

Chiefs head coach Marty Schottenheimer, served as Lou Holtz's linebackers coach at Notre Dame ('86) and held the same post under defensive genius Bill Arnsparger at Louisiana State University ('84-85). Prior to serving a one-year appointment at Tulane ('83), he spent five seasons at Michigan State ('78-82), coaching defensive backs his first two years and outside linebackers his last three seasons with the Spartans. Schottenheimer began coaching career as defensive coordinator at William Patterson State College in New Jersey ('74-75) and also coached one season ('77) at Ridgefield Park (N.J.) High School.

Schottenheimer was a JUCO All-America quarterback at Coffeyville (Kan.) Junior College, where he led the nation in passing as a sophomore. He then moved on to the University of Miami (Fla.) where he started at defensive back his final two seasons.

Coaching Career: William Patterson State College 1974-75; Michigan State University 1978-82; Tulane University 1983; Louisiana State University 1984-85; University of Notre Dame 1986; Cleveland Browns 1987-88; joined Chiefs in 1989. **Education:** University of Miami (B.A. '71). **Birthdate:** October 1, 1949. **Family:** Wife - Colleen; Children - two daughters, Steele (12) and Sloane (9).

ART SHELL - Offensive Line



Art Shell, a Hall of Fame tackle and former head coach of the Los Angeles Raiders, joined the Chiefs coaching staff this season. A veteran of 15 NFL seasons as a player and 12 years as a coach, the 49-year-old Shell will share his expertise with Kansas City's offensive line in '95.

During his six seasons as the Raiders head coach ('89-94), he compiled a record of 54-38 and guided his club to three playoff appearances. After taking over the 1-3 Raiders in '89, he led the club to 7-5 mark in his first 12 games as head coach. He captured the AFC West title with a 12-4 record in '90 when he was named Coach-of-the-Year by UPI, *The Sporting News*, and *Football News* and also coached the AFC to a win in the Pro Bowl following the '90 campaign. His clubs went 9-7 in '91 and 7-9 in '92, in addition to a 10-6 mark in '93 and a 9-7 record last season.

The Charleston, South Carolina, native joined the Raiders coaching staff in '83 after 15 seasons as one of the greatest offensive tackles in NFL history. After earning two Super Bowl rings (XI, XV) as a player, Shell added a third as a Raider assistant coach (XVIII). An '89 inductee into the Pro Football Hall of Fame, Shell began his pro career as a third-round draft pick of the Oakland Raiders in '68. He played in 207 games, the third-highest total in Raider history (Gene Upshaw-217, Jim Otto-210) including a stretch of 156 straight contests from '68-78. During his 15 pro playing seasons he also made appearances in 23 postseason contests.

A three-time all-conference selection as both an offensive and defensive tackle at Maryland State ('65-67), Shell also earned All-America accolades in '66 and '67, as well as lettering two seasons in basketball.

Coaching Career: Los Angeles Raiders 1983-94 (head coach 1989-94); joined Chiefs in 1995. **Education:** Maryland State College (B.S. '68). **Birthdate:** November 26, 1946, **Family:** Wife - Janice; Children - Arthur III (21) and Christopher (19).

DIRECTIONS

FROM MINNEAPOLIS/ST. PAUL AIRPORT TO RIVER FALLS TRAINING CAMP: Take I-494 East from airport, follow to I-94 East. Take I-94 East into Wisconsin and exit right on Highway 35 (1st River Falls exit). Follow 35 about 7-8 miles into River Falls; Highway 35 turns into Main Street. Follow Main to South Main. Follow South Main one-half mile. The Remar Field Complex is on the left-hand side of South Main.

Note: The trip from the airport to the practice field is 27 miles (45 minutes).

MIKE STOCK - Special Teams



Mike Stock, whose coaching career spans over four decades, begins his first season as the Chiefs special teams coach in '95. The 55-year-old Stock comes to Kansas City after coaching wide receivers at Ohio State the past three seasons ('92-94).

Prior to joining the Buckeyes, the Barberton, Ohio, native coached special teams, receivers, and tight ends for the Cincinnati Bengals ('86-91) and was part of the Bengals Super Bowl XXIII staff. In addition to serving a tour of duty at Notre Dame ('83-85), where he acted as offensive coordinator in '85, Stock was stationed with the USFL's New Jersey Generals in the spring of '83 after completing five years ('78-82) as head coach at Eastern Michigan. From '75-77 Stock held down the offensive coordinator post at Wisconsin after completing stints at Notre Dame ('69-74), Navy ('68) and the University of Buffalo ('66-67).

A two-time team co-captain as a fullback under Ara Parseghian at Northwestern, Stock earned All-Big 10 honors after the '59 and '60 seasons, but a knee injury halted his pro playing career with the Saskatchewan Roughriders of the CFL, which prompted his return to Northwestern in a coaching role for one season ('61). After a three years of service in the U.S. Army, Stock returned to the coaching ranks in '65 at Akron (Ohio) High School.

Coaching Career: Northwestern 1961; University of Buffalo 1966-67; Navy 1968; Notre Dame 1969-74, 1983-85; Wisconsin 1975-77; Eastern Michigan (head coach) 1972-82; USFL New Jersey Generals 1983; Cincinnati Bengals 1986-91; Ohio State 1992-94; joined Chiefs in 1995. **Education:** Northwestern University (B.A. '61). **Birthdate:** September 1939. **Family:** Wife - Peggy; Children - Michael (27), Patrick (25), and Cynthia (20).

DARVIN WALLIS - Defensive Assistant/Quality Control



Darvin Wallis, a 24-year coaching veteran in his seventh year with the Chiefs, is responsible for the team's game analysis, including film breakdown, computer data, self-scouting, and analysis of opponents' offenses. He is also responsible for defensive quality control and developmental research studies. The 46-year-old Wallis served in the same capacity for seven years with the Cleveland Browns ('82-88) before coming to Kansas City in '89.

Prior to his stint in Cleveland, the Fort Branch, Indiana, native tutored tight ends and tackles at the University of Mississippi ('80-81), served as offensive line and strength coach at Tulane University ('78-79), and oversaw the offensive front at Adams State College ('76-77) in Alamosa, Colorado. Wallis began his coaching career at Wilcox (Ariz.) High School ('72-75) after playing collegiately as a defensive end at the University of Arizona.

Coaching Career: Adams State College 1976-77; Tulane University 1978-79; University of Mississippi 1980-81; Cleveland Browns 1982-88; joined Chiefs in 1989. **Education:** Adams State College (M.A. '77), University of Arizona (B.A. '71). **Birthdate:** February 14, 1949. **Family:** Wife - Vicky; Children - Darvin, Jr. (12), Tyson (9), and Austin (7).

PLAYER PERSONNEL

MARK HATLEY - Director of Pro Personnel



Mark Hatley begins his ninth season with the Chief and his fifth as Director of Pro Personnel. He joined the club as linebackers coach in '87, then moved to the player scouting department before being promoted to his current role in '91. Hatley's primary focus is the scouting of players with professional experience, in addition to scouting Chiefs opponents during the regular season as well as evaluating talent in the World League. With the era of free agency and the league's salary cap, Hatley's expertise has been invaluable in the procurement of quality players.

Through Hatley's efforts over 30 players are on the '95 roster who were acquired by trade or various forms of free agency.

The 45-year-old Hatley came to Kansas City after a two-year stint with the New Orleans Saints ('84-85) where his duties included scouting and defensive quality control. He also assisted as a secondary coach in '85. Prior to joining the NFL ranks, the Borger, Texas, native spent 11 seasons in the collegiate ranks, coaching at Baylor ('83), Texas Christian ('77-82), Tulsa ('76), and his alma mater of Oklahoma State ('73-75). Before joining the Oklahoma State coaching staff, Hatley served as a linebacker for the Cowboys. **Education:** Oklahoma State (B.A. '72). **Family:** Wife - Claudia; Children - Eliza (20).

TERRY BRADWAY- Director of College Scouting



Terry Bradway enters his fourth season as the Chiefs Director of College Scouting. Bradway's primary objective is preparing the club for the annual NFL draft. Through Bradway's efforts, 20 players from the Chiefs past three drafts are still on the team's roster. The 40-year-old Bradway came to Kansas City after spending seven years ('86-92) as a scout with the New York Giants, playing a key role in the Giants personnel department that helped the club earn a victory in Super Bowl XXV.

Prior to joining the Giants, the Atlantic City, New Jersey, native spent three seasons ('83-85) as Assistant Director of Player Personnel for the USFL's Philadelphia/Baltimore Stars, working under Chiefs President/General Manager/CEO Carl Peterson, who at the time served as the Stars President and GM. Bradway also served collegiate stints at the U.S. Merchant Marine Academy ('79) and the University of Cincinnati ('78). A former defensive back, Bradway earned three letters at Trenton (N.J.) State and prepped at Holy Spirit H.S. in Absecon, N.J. **Education:** Glassboro (N.J.) State (M.A. '82), Trenton (N.J.) State (B.A. '78) **Family:** Wife - Kathleen; Children - Michael (9) and Jennifer (6).

KEN BLAIR - Regional Scout



Ken Blair begins his third season as a scout with the Chiefs and will evaluate college talent in the Southeast this season. Prior to coming to Kansas City, Blair served stints with Denver ('85-92) and in Philadelphia ('83-84). Before entering the pro ranks, the 53-year-old Blair worked as an assistant collegiate coach at Georgia Tech ('74-82), with Carl Peterson and Lynn Stiles at UCLA ('71-73), and his alma mater of Colorado ('63-70), where he was an All-Big Eight tight end. **Education:** University of Colorado (B.A. '63). **Family:** Wife - Mary Sue; Children - Mike and Mitch.

CHUCK COOK - Regional Scout



Chuck Cook embarks on his 12th season as a scout with the Chiefs and will scour the South for talent. The Anadulusia, Alabama, native joined the Chiefs in '84 after serving as an offensive assistant with the USFL's Arizona Wranglers ('82-83) and a graduate assistant at the University of Wyoming ('80-81). Cook played both wide receiver and defensive back at Southern Mississippi. His father, Hamp, serves as a scout with the New Orleans Saints. **Education:** Southern Mississippi (B.A. '80) **Family:** Wife - Carla.

HERMAN EDWARDS - Pro Scout



Herman Edwards begins his second stint in the Chiefs player personnel department after serving the past three seasons ('92-94) as the club's defensive backs coach. The 41-year-old Monmouth, New Jersey, native first came to Kansas City as the recipient of the team's Minority Coaching Fellowship in '89 and spent the '89-91 seasons as an assistant secondary coach during training camp in addition to his duties as a talent scout. He began his coaching career tutoring defensive backs at San Jose State ('87-89).

A 10-year NFL playing veteran with the Philadelphia Eagles, Edwards was originally signed as a rookie free agent in '77 by then-Eagles Player Personnel Director Carl Peterson. As a starting cornerback from '77 through '85, he played in 135 straight games and still ranks second on the club's all-time interception list with 33. He lettered at San Diego State in '76 after transferring from Cal-Berkley where he was a two-time All-Pac 10 first team selection. **Education:** San Diego State (B.A. '77). **Family:** Single.

BILL REES - Regional Scout



Bill Rees begins his second season as an area scout for the Chiefs, and will evaluate talent in the West. The 40-year-old Rees spent 15 years ('79-93) as a member of the UCLA football staff, where he was recognized as one of the nation's top recruiting coordinators after inking 90 first team prep All-Americans. Prior to joining the Bruins, the Wilmette, Ill., native spent three years at Northwestern ('76-78), tutoring defensive backs for one season and offensive backs for two campaigns after earning three letters as a college player at Ohio Wesleyan. **Education:**

Northwestern (M.A. '78), Ohio Wesleyan (B.A. '76). **Family:** Wife - Susan; Children - Danny (7), Meghan (5), and Tommy (2).

QUENTIN SMITH - Area Scout



Quintin Smith enters his second year as an area scout for Kansas City, evaluating talent in the Midwest. A native of Houston, Texas, the 27-year-old Smith made the Chicago Bears roster in '90, catching two passes for 20 yards as a rookie free agent out of Kansas. He spent the '91 campaign on injured reserve before being waived in '92. The fourth-leading receiver in Jayhawk history, Smith was a first team All-Big Eight pick as a senior when he had 50 catches for 898 yards and a school-record eight TDs. **Education:** University of Kansas (M.A. '93), (B.S. '90). **Family:** Wife - Rhonda.

LAMONTE WINSTON - Area Scout/Player Programs Coord.



Lamonte Winston begins his third season as a scout with the Chiefs focusing his efforts on the Big 8 region. He also coordinates the club's NFL Player Program, which assists young players adjust to life as a pro athlete, through continuing education and intern programs. The 36-year-old Winston previously served as an assistant coach at Nevada ('90-93) and San Francisco State ('86-89) in addition to stints at Merritt Junior College and Albany (Cal.) High School. After beginning his player career at Merritt JUCO, he transferred to Westminster College, where he ranked third in the nation in receiving (NAIA), and moved on to San Francisco State after Westminster dropped its program. **Education:** San Francisco State (B.A. '85). **Family:** Wife - Claire, Children - a son, Cameron Lamonte, born October of '94.

FOOTBALL STAFF

ANDRE BRUCE - Head Groundskeeper



After serving his apprenticeship under George Toma for 14 years Kansas City native Andre Bruce was elevated to his present position of Head Groundskeeper in March of '90. Bruce and his staff oversee the upkeep of Arrowhead Stadium's grass playing surface which was installed prior to the '94 season. In just its first season, the natural turf at Arrowhead was voted as one of the best playing surfaces in the league by the NFL Players Association '94.

Since '76, Bruce has served the Chiefs and the NFL, including work on 13 Super Bowls and 10 Pro Bowl contests. Bruce began working with the Chiefs in May of '76 shortly after graduating from Central High School in Kansas City, Mo. and is currently pursuing a horticulture degree at Longview Community College. Bruce has two assistants: Scott Martin who joined the Chiefs staff in '79 and Doug Schallenberg who began his work with the grounds crew in '80. **Education:** Central High School ('76). **Family:** Wife - Paulette; Children - Andre, Jr. (18) and Corey (9), and Shaun (3).

MIKE DAVIDSON - Equipment Manager



Mike Davidson begins his seventh season as the Chiefs Equipment Manager. He is responsible for outfitting the team's players and coaches as well as the purchase and maintenance of the club's equipment. The 40-year-old Davidson came to Kansas City in '89 after serving as assistant equipment manager for the Cleveland Browns the previous five seasons.

Prior to joining the Browns in '84, the Cleveland native served as a marketing education coordinator at Thomas W. Harvey High School in Painesville, Ohio ('83-84) and as an occupational work adjustment coordinator at Kimpton Middle Schools in Stow, Ohio ('78-83). Davidson has two assistants: Allen Wright, who has been in his present position for eight years and Darin Kerns, who joined the club in a full-time capacity in '92 after serving in a part-time role the previous three seasons. **Education:** Bowling Green (B.S. '78). **Family:** Wife - Jackie.

MIKE DENNIS - Video Director



Mike Dennis begins his 19th season as the Chiefs Video Coordinator. Dennis coordinates the filming of all the Chiefs games and practices and organizes the team's NFL and college game library. The 40-year-old Dennis joined the Chiefs on a full-time basis in '77 after working in a part-time capacity the two previous years when he was a freelance cinematographer. Prior to joining the Chiefs, the Ft. Riley, Kansas native worked for Calvin Productions, a local motion picture house ('73-75)

Dennis also employs two assistants: Assistant Video Director Mike Kirk, a University of Missouri graduate, who begins his 10th season with the Chiefs after being hired as the team's first full-time video assistant in '86. Mike Portz is entering his fourth season as an assistant under Dennis in the video department. **Education:** Ft. Osage High School ('73). **Family:** Wife - Bonnie; Children - Matthew (12) and Kyle (10).

DAVE KENDALL - Head Athletic Trainer



Just the second head trainer in Chiefs history, Dave Kendall is in his 12th season in that position after serving as Wayne Rudy's assistant for nine previous years. The 43-year-old Kendall joined the Chiefs in '75 after serving as an assistant trainer at Pittsburg State, where he earned a degree in physical education. A graduate of Kansas City's Wyandotte High School, Kendall is a member of the National Athletic Trainers Association. His wife, Jacki, is the daughter of late NFL Hall of Famer Jack Christiansen.

In March of '92, Kendall and his assistant, Bud Epps, were named the "NFL Training Staff of the Year." Epps, who is in his 12th season with the Chiefs, served as an assistant trainer for eight years at his alma mater, the University of Missouri, before joining the club in '84. **Education:** Pittsburg State (B.S. '77); **Family:** Wife - Jacki; Children - Kristen (13).



DR. CRIS BARNTHOUSE
Team Physician



DR. JON BROWNE
Team Physician



BUD EPPS
Assistant Trainer



DARIN KERNS
Equipment Assistant



MIKE KIRK
Assistant Video Director



ALLEN WRIGHT
Equipment Assistant

FRONT OFFICE

WALLACE BENNETT - Director of Sales



Wallace Bennett begins his first full season as the Chiefs Director of Sales after joining the club in October of 1994. The 40-year old Bennett is involved in all facets of the club's advertising sales. Additionally, he assists in the coordination of various aspects of the team's concession and group sales operations.

The Jacksonville, Fla., native brings 18 years of experience with the IBM Corporation to Kansas City. He began his career with IBM in 1976 as a marketing representative and rose through the corporate ranks prior to joining the Chiefs organization in '94. Before coming to Kansas City, Bennett was instrumental in start-up of IBM's Direct Marketing Operation for Personal Computers which generated sales of over \$127 million in its first year of existence. **Education:** Clemson University (B.S. '76). **Family:** Wife - Laurie; Children - Trey (9), Rick (6).

KEN BLUME - Director of Development



Ken Blume, a member of the Chiefs organization since 1985, begins his seventh year as the club's Director of Development. He is responsible for the sales and service of luxury boxes, and suites coordination of the team's volunteer organizations (Chiefs Club, Red Coaters, and Ambassadors), the Arrowhead Club, and other special projects.

Before assuming his current position, the 40-year old Blume served as the team's Director of Marketing for two years and Sales Manager for two years. Previously, he held positions with the Colonial Presbyterian Church, Regan Supply Company, and Total Engineering Services Team. **Education:** Rockhurst College (M.B.A. '87), Texas Christian (B.S. '77). **Family:** Wife - Elizabeth; Children - Dayton (8) and Rebekah (7).

DOUG HOPKINS - Director of Ticket Operations



Doug Hopkins who has 17 years of ticketing experience begins his second season as the Chiefs Director of Ticket Operations. Hopkins supervises and directs ticket operations for all Chiefs games, special events, and concerts at Arrowhead Stadium. Before joining the Chiefs in '94, Hopkins held the post of Vice President of Ticketing for World Cup USA 1994, which boasted record ticket sales of over 3.5 million.

Prior to his soccer stint, the Redmond, Wash., native spent 10 years as the Director of Ticket Operations for the Seattle Mariners. In addition, he also served as the Director of Ticketing for both the 1990 Goodwill Games and Seattle's Kingdome. **Education:** Seattle University (M.B.A. '88), University of Washington (B.A. '72). **Family:** Wife - Maria; Children - Bradley (9) and Alicia (8).

JEFF KLEIN - Director of Stadium Operations



Jeff Klein joined the Chiefs in July of '91 as Director of Stadium Operations. Under his direction, the Chiefs have made positive moves in crowd management and stadium improvements, including the installation of Arrowhead's grass playing surface last season, in addition to the refurbishment of the team's locker room and concession facilities in '95.

The 40-year-old Klein joined the club after serving as the Director of Stadium Operations for the Seattle Mariners ('82-91) where he was also a part of the 1990 All-Star Game staff. Prior to his appointment in Seattle, Klein worked with several minor league teams, including the AAA Portland Beavers. **Education:** American University (B.A. '77). **Family:** Wife - Cindy; Children - Charlie (6), Meredith (5), and Katherine (2).

RICH McOSKER - Director of Information Systems



A member of the Chiefs since July 1986, Rich McOsker enters his tenth year as Director of Information Systems. A native of Wichita, Kansas, McOsker oversees the data processing staff and coordinates the club's information systems.

Prior to his arrival at Arrowhead, McOsker served as Vice President of Data Processing for Guaranteed Foods, Inc. for six years after previously holding manager and programmer/analyst post with that organization. McOsker also held programmer positions with Industrial Bearing and Transmission and Swingster Wearables.

Education: Kansas City Kansas Community College (A.A. '78). **Family:** Wife - Cindy; Children - Adam (12), David (9), Michelle (2), and Mark (1).

PHIL THOMAS - Director of Promotions



A familiar face on the Kansas City sports scene, Phil Thomas enters his sixth season as the Chiefs Director of Promotions. The 44-year product of Chillicothe, Mo., oversees corporate sponsorships, local media promotions, corporate advertising, and game atmosphere coordination.

Before joining the Chiefs, Thomas served as the owner of a local sports marketing company. Prior to that, he spent seven years with the MISL's Kansas City Comets, serving as the club's Vice President/General Manager his final three years there. Thomas also served for over four years as an account executive with the Independence Examiner, prior to getting into athletics. **Education:** University of Missouri (B.J. '74). **Family:** Wife - Tracy.



DALE YOUNG - Treasurer/Director of Finance



Dale Young enters his sixth year as the Chiefs Treasurer and Director of Finance. A Certified Public Accountant, Young is responsible for budget preparations, accounting and the day-to-day management of the team's financial operations.

The 40-year old Salina, Kan., product spent three years as Manager of Finance for Hunt Midwest Enterprises before joining the Chiefs organization. From '83 through '87, he was the Accounting Manager at Intercollegiate Press, Inc., after serving in both accountant and controller capacities with several firms after college. **Education:** Avila College (M.B.A. '82), Fort Hays Kansas State University (B.A. '76). **Family:** Wife - Allyson; Children - Michelle (14) and Brittany (10).

PUBLIC RELATIONS

BOB MOORE - Director of Public Relations



Bob Moore, who has 18 years experience as a publicist, is beginning his seventh season as the Chiefs Director of Public Relations. Moore is responsible for coordination of all of the club's public relations and community relations efforts.

The 47-year old Moore joined the Chiefs after serving as vice president of marketing and corporate communication for The Patt Organization, a Pennsylvania-based real estate development firm. From 1982-85, Moore was the Director of Public Relations for the Philadelphia/Baltimore Stars of the United States Football League. It was there that he began his association with Carl Peterson, now President, General Manager, and Chief Executive Officer of the Kansas City Chiefs.

Prior to Moore's work with the Stars, he served as Sports Information Director at both Drexel University (1979-82) and Saint Francis College (PA.) (1976-78). He also acted as Director of Media Information for Gettysburg National Military Park (1978-79). The Altoona, Pa., native still serves the Park as a member of the board of directors of The Friends of Gettysburg, its 6,000 member support organization. **Education:** Saint Francis College (B.A. '69). **Family:** Wife - Maggie; Children - Mandy (11).


JIM CARR - Assistant Director of Public Relations



Jim Carr begins his ninth season as the Chiefs Assistant Director of Public Relations. In addition to being a media liaison, the 32-year-old Carr is the primary writer and editor of all the club's publications, including the media guide, game program, releases, yearbooks, and magazines.

After graduating from the University of Notre Dame in '85 with a degree in American Studies, Carr joined the Milwaukee Bucks of the NBA as an intern and the only full-time assistant in the public relations department. The Hamilton, Ohio, native spent one year as a public relations assistant with the Chicago Bears prior to his arrival in Kansas City in July of '87. **Education:** Notre Dame (B.A. '85). **Family:** Single.

STAFF



FRANK ASEVEDO
Scouting



RON BACHTEL
Manager Stadium
Systems



GENE BARR
Director of Security



LEN BEATIE
Scouting



JOE BIRCH
Maintenance



JANET BREAU
Administrative Asst.



DEBBIE BRENTS
Coaching Secretary



WINDEL BUSH
Electrician



LARRY CLEMENS
Manager of
Accounting



HEATHER COLEMAN
Stadium Operations



GARY COOPER
Stadium Operations



LESLIE CROMWELL
Man./Customer Services



BOB CUNNINGHAM
Ticket Office



ESTELLA FENNEL
Scouting



JULIE GARNEY
Sales Coordinator




KEVIN GREY
Night Custodian



LONNIE HAMILTON
Security



BARBARA HARRINGTON
Executive secretary



HOWIE HERR
Security



KIM HOARD
Stadium Operations



TONYA IDELL
Receptionist



JOE JARMAN
Plumber



WAYNE JENKINS
Maintenance Sup.



SHERRI LATHROP
Staff Accountant



TERRY LEE
Grounds Crew



DWAYNE LIPPS
Maintenance



JIM LOGES
Carpenter



SHERRY LUMPKIN
Admin. Asst./Mkt.




SCOTT MARTIN
Grounds Crew



ANITA McDONALD
Promotions Manager




DAN MEERS
Mascot Coordinator



SHELDON MICKEY
Marketing Coordinator



CAROL MODEAN
Executive Secretary



PETER MORIS
P.R. Assistant



KRISTEN NIX
Scouting



EILEEN NORMILE
Admin. Asst./P.R.



DAVID O'NEAL
Data Processing



PETE PENLAND
Night Custodian



MIKE PORTZ
Video Assistant



AMY PYLE
Ticket Office



JIMMY RAYE III
Coaching



ANN ROACH
Coaching Secretary



KIM RUTTER
Accounting Clerk



RON SASSMAN
Painter




DOUG SCHALLENBERG
Grounds Crew



DONNA SCOTT
Game Prod. Coord.



LEANNE SHIREMAN
Personnel Admin. Asst.



ANDY SHOMAN
Courier




DONNIE SHOOK
Electrician



LISA SIEBERN
Ticket Office




BRENDA SНИЕZEK
Community Relations



GARY SPANI
Sales Executive



NADINE STEFFEN
Executive Seretary



BOB STIRTON
Data Processing Mgr.



DON STRATTON
Security



RHONDA TALLEY
Admin. Asst./ Finance



JUDY TEWKSBURY
Executive Secretary



CHIP TOMA
Complex Landscaping



MIKE WELCH
Data Processing



JEANNA WILLIAMS-GREEN
Data Processing

CHIEFS RADIO NETWORK

For the sixth straight year, all Chiefs games will be carried in Kansas City by KCFX Radio/101 FM. The Chiefs Radio Network, with KCFX as its anchor, extends throughout a six-state region that includes Missouri, Kansas, Iowa, Nebraska, Oklahoma and California. KCFX will broadcast all Chiefs preseason, regular season and playoff games live. Respected broadcaster Mitch Hothus handles the play-by-play duties for the second straight year. Hothus, has been the play-by-play voice of Kansas State athletics that past decade. Adding the color analysis is Hall of Fame quarterback Len Dawson, the Chiefs all-time leading passer. Bill Grigsby, who has been on the Chiefs broadcast team since the club's first year in Kansas City, will also provide expert commentary. Bob Gretz, sports director at KCFX, will add pre-game and post-game comments for the sixth straight season.



CHIEFS RADIO VOICES: (left to right): Mitch Hothus, Len Dawson, Bill Grigsby, and Bob Gretz.

PRONUNCIATION GUIDE

Louie Aguiar	AG-ee-are
Arnold Ale	ah-Lay
Allen DeGraffenreid	DEE-graf-en-read
Troy Dumas	DO-mus
Jaime Fields	HI-me
Ron Florine	FLOOR-eeen
Tim Grunhard	GRUN (as in run)-hard
Danan Hughes	DAY-nin
Trezelle Jenkins	TRE-zel
Lindsay Knapp	NAP
Sean LaChapelle	la-SHAW-pel
Greg Manusky	MAN-eh-ski
Darren Mickell	MICK-uhl
Bryon Proby	PRO-bee
Dan Saleaumua	SOL-lee-ah-moo-ah
Tracy Simien	SIM-ee-en
David Szott	ZOT
Tamarick Vanover	TOM-are-ik
Danny Villa	VEE-ah
Jerrott Willard	JER-ot

CHIEFS VETERANS



LOUIE AGUIAR • 5

Punter Ht: 6-2 Wt: 219

How Acquired: Free Agent (1994)

College: Utah State

NFL Experience: 5 (2nd with Chiefs)

Birthdate: June 30, 1966

Birthplace: Livermore, California

Residence: Shingle Springs, California

Pro Career: Strong-legged punter came to Kansas City as a free agent in April of '94, and handled all of the Chiefs punting chores last season . . . Is also an able holder for placements and can handle kickoff duties as well . . . Spent three seasons with the Jets ('91-93) and logged one spring in the World League with the Barcelona Dragons ('91) . . . In 64 career NFL games, he has punted 295 times for a 40.3-yard gross average and an impressive 35.2-yard net average . . . Has placed 71 kicks (24.1%) inside the opposition's 20-yard line with just 24 touchbacks . . . Has not had a punt blocked in 295 attempts . . . Entered the NFL as a rookie free agent with the Bills in '89 . . . Was in Buffalo's training camp in both '89 and '90, but failed to make the club each time. **1994:** Was the Chiefs punter and holder for placements in all 16 games and the playoff contest . . . Punted a career-high 85 times, the most by a Chief since '86 (Lewis Colbert, 99) . . . His 42.1-yard gross average was the seventh-highest in the AFC and the loftiest of his career . . . His net average of 34.5 yards was the second-highest of his career (37.6 in '92) . . . Had four games with a gross punting average over 45 yards and eight games with a net of at least 35 . . . In playoff-clinching win over the Raiders (12/24), he twice got off punts that pinned L.A. inside their own three-yard line . . . Best day of the season came against the Rams (9/25) with four punts for a 46.5-yard gross average and 39.8-yard net . . . Had a career high and tied a team record with 11 punts vs. San Diego (11/13); had five 50+ yard punts in the game . . . Handled kickoff duties in final three regular season games plus the playoff contest . . . In three regular season games, he had 14 kickoffs with one touchback . . . In his 13 non-onside kickoffs, the opposition's average start was their own 25.7-yard line; that would have ranked among the NFL's top five . . . Had a season long of 61 yards against the 49ers (9/11) when he also dropped two kicks inside the club's six-yard line . . . Had two punts for a 40.0-yard gross and net average in playoff at Miami (12/31); also had a touchback in four kickoffs. **At N.Y. Jets (1991-93):** Punted in all 48 of the Jets games from '91-93, launching 210 kicks for a 39.6-yard gross average and a superb 35.3-yard net average . . . Had 56 punts inside the 20 with a lowly 17 touchbacks. **1993:** Took part in all 16 of the Jets games, punting a career-high-tying 73 times for a 38.4-yard gross average and a 34.4-yard net average . . . His 26 punts returned and 156 return yards against were the best in the AFC . . . Finished tied for fourth in the AFC with 21 punts inside the 20, tying a career high . . . Had a career-best 71-yarder in the season finale at Houston (1/2/94) . . . Threw an interception on his first NFL pass attempt on a fake field goal at L.A. Raiders (10/10) . . . Earned a game ball when he tied a career-high with four punts inside the 20 at Miami (9/12). **1992:** Had career bests with 73 punts, a 41.0-yard gross average and a 37.6-yard net average . . . His net average and 22 punts inside the 20 were third-best in the AFC . . . Was awarded a game ball at Buffalo (12/6) with a career-high four punts inside the 20 . . . Blasted a 65-yarder, then a career high, at Pittsburgh (9/13) . . . Handled kickoff duties all season and was the holder on placements for the first four weeks of the season and the last four weeks when Ken O'Brien was injured. **1991:** Signed with N.Y. Jets as a free agent on June 14 after a stint in the World League . . . In 16 games with the Jets, he punted 64 times for a 39.4-yard gross average and a 33.9-yard net average . . . Handled all kickoff and holding duties as well . . . Developed a high, short kickoff, which gave opponents trouble . . . Replaced Pat Leahy (hamstring) as the team's placekicker vs. New England (12/15).

making one of two field goals (made 23-yarder & missed 27-yarder) in a 6-3 loss. *World League:* Was the fourth-leading punter during the '91 World League season, kicking 39 times for a 41.4-yard average . . . Placed 15 punts inside the 20 . . . Had a World-League record 80-yard punt vs. Sacramento (4/27) . . . Handled all kickoffs and held for placements.

College/Personal: Was Utah State's punter for two seasons . . . As a senior, he punted 60 times for a 42.8-yard gross average, including a school-record 85-yarder vs. San Jose State . . . As a junior, he had 56 punts for a 42.8-yard gross average, the 14th-highest in the nation . . . Transferred to Utah State from Chabot JUCO in Hayward, Cal. . . . With the Jets, he was a frequent visitor of children at area hospitals and schools . . . Prior to signing with the World League, he participated in a kicking contest during halftime of a 49ers game and won a new car . . . Attended Granada High School in his hometown of Livermore, Cal. . . . Enjoys golfing and waterskiing . . . Full name: Louis Raymond Aguiar . . . Married, wife Khrista.

AGUIAR'S NFL STATISTICS

Punting

Year	Team	G-S	No.	Yds.	Avg.	TB	In 20	LG	Blk.	Net Avg.
1991	N.Y. Jets	16-0	64	2521	39.4	7	14	61	0	33.9
1992	N.Y. Jets	16-0	73	2993	41.0	3	21	65	0	37.6
1993	N.Y. Jets	16-0	73	2806	38.4	7	21	71	0	34.4
1994	Kansas City	16-0	85	3582	42.1	7	15	61	0	34.5
Totals		64-0	295	11902	40.3	24	71	71	0	35.2

POSTSEASON

Year	Team	G-S	No.	Yds.	Avg.	TB	In 20	LG	Blk.	Net Avg.
1991	N.Y. Jets	1-0	2	72	36.0	0	0	41	0	36.0
1994	Kansas City	1-0	2	80	40.0	0	2	52	0	40.0
Totals		2-0	4	152	38.0	0	2	52	0	38.0

Additional Stats: Field Goals—1-2, 23G, 27N in '91. Rushing—1-18 in '91 and 3-(-27) in '93. Passing—1 attempt, 1 INT in '93.

SINGLE GAME CAREER HIGHS

Most Punts: 11 vs. San Diego, 11/13/94

Longest Punt: 71 vs. Houston, 1/2/94

Most Punts Inside 20: 4 vs. Miami, 9/12/93

vs. Buffalo, 12/6/92



ARNOLD ALE • 56
Linebacker Ht: 6-2 Wt: 245

How Acquired: Free Agent (1994)

College: UCLA

NFL Experience: 2

Birthdate: June 17, 1970

Birthplace: San Pedro, California

Residence: Carson, California

Pro Career: Extremely promising player had '94 season cut short by a right leg injury . . . Active outside linebacker and special teams player was very impressive during the '94 training camp and preseason . . . In '94 preseason, he made 12 tackles, one sack and forced a pair of fumbles . . . Appeared in the first two regular season games last year before suffering a season-ending leg injury vs. San Francisco (9/11); was on injured reserve for the final 14 contests . . . Made one special teams stop in first season as a Chief . . . Came to Kansas City as a free agent on February 8, 1994 . . . Spent the final weeks of the '93 season on Seattle's practice squad . . . Entered the NFL as a rookie free agent with the Patriots in '93, but was released before the start of the regular season.

College/Personal: Played three seasons at UCLA after transferring from Notre Dame . . . In his three campaigns as both an inside and outside linebacker with the Bruins, he registered 95 tackles (71 solos), 8½ sacks, two fumble recoveries and one interception . . . Missed seven games as a senior after suffering a broken right leg . . . Had eight tackles and a

sack in four outings that season . . . Was a second team All-Pac 10 choice as a junior, recording 53 tackles and five sacks . . . Was a member of Notre Dame's '88 national championship team as a true freshman . . . Made 23 tackles while playing in every game and had a sack in the Fiesta Bowl win over West Virginia to seal a perfect season . . . Was all-state as a senior at Carson (Cal.) High School . . . Rated the sixth-best prep player in the nation by UPI . . . Lettered twice in track (high jump and triple jump) and once in basketball (forward) . . . Graduated from UCLA with a sociology degree . . . Full name: Arnold Tauese Ale . . . Single.



MARCUS ALLEN • 32
Running Back Ht: 6-2 Wt: 210

How Acquired: Unrestricted Free Agent (1993)
College: Southern California
NFL Experience: 14 (3rd with Chiefs)
Birthdate: March 26, 1960
Birthplace: San Diego, California
Residence: Kansas City, Missouri

Pro Career: Undoubtedly one of the finest all-purpose running backs in pro football history . . . Exudes class and professionalism . . . His brilliant 14-year NFL career has Hall of Fame written all over it . . . Excels as a runner, receiver, blocker and leader . . . Considered one of the game's best-ever goal-line and short-yardage runners . . . With 155 more receiving yards in '95, he will become the first player in the 76-year history of the NFL to rush for over 10,000 yards and catch passes for 5,000 yards . . . In the '94 regular season finale against the L.A. Raiders, he became the ninth player in league history to rush for 10,000 yards . . . Stands ninth on the NFL's all-time rushing yardage list with 10,018 yards, while his 2,485 career rushing attempts are the seventh-most ever and his 98 rushing touchdowns place him fourth . . . Owns the fourth spot on the league's all-time touchdowns list with 120, trailing Jerry Rice (139), Jim Brown (126) and Walter Payton (125) . . . Is one of nine NFL players to cross the goal line 100 times . . . Is the leading active rusher in the NFL and second-most prolific TD-scorer among active players . . . Is sixth on the NFL's career combined yardage list with 14,837, needing just 163 more to join Payton (21,803), Tony Dorsett (16,326), Brown (15,459) and Eric Dickerson (15,411) as the only five players in league annals to reach the 15,000-yard plateau . . . Has 522 career pass receptions, tying Pittsburgh's John L. Williams for the second-highest total ever for a running back; Roger Craig leads with 566 . . . Those 522 grabs have been good for 4,845 yards and 21 scores . . . Nearly forgotten during his last four seasons with the Raiders, he has been rejuvenated in Kansas City red-and-gold the past two years . . . Has been the Chiefs most productive offensive player the past two campaigns, leading the team in rushing each season, getting 709 yards in '94 and 764 in '93 . . . Was a Pro Bowl pick in '93 as well as team MVP . . . Has been Kansas City's leading TD scorer each of the past two seasons, recording seven last year and 15 in '93 . . . His 1,473 rushing yards the past two seasons are the seventh-most in the AFC, while his 22 touchdowns are the most . . . His 19 rushing scores in '93-94 are the third-most in the NFL . . . Earned six career Pro Bowl trips, one with the Chiefs in '93 and five with the Raiders in '82 and from '84-87 . . . Was MVP of Super Bowl XVIII when the Raiders upended the Redskins, 38-9 . . . Has rushed for 1,000 yards three times ('83-85) and owns 23 career regular season 100-yard games . . . Also has three 100-yard receiving games . . . Holder of the NFL record for most consecutive games with 100 or more yards rushing with 11 (Oct. 28, 1985 - Sept. 14, 1986) . . . Also possesses the NFL single-season mark for most rushing and receiving yards combined (2,314 in '85) . . . Owns Chiefs record with seven straight games scoring a touchdown (in '93) . . . Was *The Sporting News* NFL Player of the Year and PFWA NFL MVP in '85 . . . Is the NFL's third-leading rusher during the postseason with 1,216 yards (Franco Harris had 1,556 and Dorsett 1,383) . . . In playoff action, he has 13 total touchdowns and five 100-yard rushing outings . . . Owns Chiefs playoff records for rushing attempts (67), rushing yards (255) and touchdowns (three) . . . Is a threat as a passer, completing 10 of 24 passes for 267 yards with four touchdowns

and no interceptions (122.8 passer rating) . . . Was a first-round pick (10th overall) of the Raiders in the '82 NFL draft. **1994:** Was a vital link in the Chiefs fifth straight playoff season, leading the team in rushing and touchdowns for the second straight year . . . Had 189 carries for 709 yards (12th in AFC) and seven touchdowns (sixth in AFC) . . . Made 42 catches for 349 yards, his highest reception total since '87 (51) and yardage total since '87 (410) . . . Started all 13 games he played in, missing three (Games 10-12) with a knee injury . . . Had his finest game as a Chief in playoff-clinching, 19-9, win over the Raiders (12/24) in L.A., rushing for 132 yards on 33 tries; it was his 23rd regular season century effort, his first since 10/23/88 (Saints, 102) and most since 9/13/87 (Packers, 136) . . . In that game he became the ninth player in league history to rush for 10,000 career yards . . . Had 82 rushing yards vs. Saints (9/4) and 77 vs. Seattle (10/23) . . . Broke off a 36-yard TD run in win over Seattle (10/23), his longest since 11/24/85 (Denver, 61 yards) . . . In playoff loss to Miami (12/31), he had 14 rushes for 64 yards and five grabs for 49 yards. **1993:** After being a Chiefs nemesis for 11 seasons, Allen was acquired by Kansas City as an unrestricted free agent on June 9. . . . Quickly adapted to his new home and by season's end he had been named the Chiefs Most Valuable Player by his teammates . . . Also earned a starting spot in the Pro Bowl . . . Named second team All-NFL by *College & Pro Football Newsweekly* and first team All-AFC by UPI and *Pro Football Weekly/PFWA* . . . *Pro Football Weekly* also named him the NFL Comeback Player of the Year . . . Started 10 of 16 regular season games and all three playoff contests . . . Became the first Chief since the AFL-NFL merger in '70 to lead the AFC in touchdowns with 15 . . . The 15 TDs were the second-highest single-season total ever by a Chief (Abner Haynes, 19 in '62) and tied Atlanta's Andre Rison for second-most in the NFL in '93 (Jerry Rice, 16) . . . Was the Chiefs leading rusher with 206 carries for 764 yards (seventh in the AFC) and an NFL-best 12 touchdowns . . . His 12 rushing TDs tied Christian Okoye ('89) for the second-most by a Chief (Haynes, 13 in '62) . . . Was fourth on the club with 34 receptions (most since '88) for 238 yards and three scores (most since '85) . . . Set a Chiefs record by scoring a touchdown in seven straight games; old record was five by four different players . . . Had six games with at least 70 rushing yards, including 91 vs. Denver (9/20) and 85 vs. L.A. Raiders (11/14) . . . Had three rushing TDs at Seattle (12/5) . . . Became a full-time starter vs. Green Bay (11/8), the eighth game of the season . . . Rushed for 191 yards and three touchdowns on 53 carries with seven receptions for 77 yards during the playoffs . . . Had a dazzling 21-yard TD romp for Kansas City's final score in 28-20 comeback playoff win over Houston (1/16/94). **At L.A. Raiders (1982-92):** Played in 144 regular season games (114 starts) and 10 playoff contests (all starts) with the Raiders after joining the club as the 10th overall selection in the '82 NFL draft . . . Had 2,090 rushes for 8,545 yards and 79 touchdowns with 446 receptions for 4,258 yards and 18 scores . . . Owns Raiders records for career total touchdowns (98), points in a game (24), TDs in a game (four), rushing attempts (career and season), rushing yards (career and season) and career rushing touchdowns . . . From '89-92, he averaged just 95 carries, 391 rushing yards and five TDs per season. **1992:** Played in 16 games, primarily as a third-down back . . . Was the Raiders third-leading rusher with 301 yards and two touchdowns on 67 carries (4.5 avg.) . . . Was also the team's third-leading pass-catcher with 28 receptions for 277 yards (9.9 avg.) and one score. **1991:** Was active for eight games, starting two . . . Finished third on the team with 287 rushing yards on 63 carries for a team-leading 4.6-yard average and two touchdowns . . . Caught 15 passes for a career-low 131 yards . . . Started the first game of the season, then went on injured reserve with a knee injury for the next eight contests . . . Returned to play in the final seven regular season games with starts in the season finale and AFC Wild Card Game at Kansas City (12/28) . . . Top games were a 57-yard effort vs. Buffalo (12/8) and a 54-yard game vs. Seattle (11/17) . . . Tossed an 11-yard TD pass to Andrew Glover vs. Denver (11/10) . . . Rushed for 39 yards on seven carries in the Wild Card game against the Chiefs. **1990:** Opened 15 of 16 games and was second in the AFC in rushing touchdowns with 12 . . . Was second on the team with 682 rushing yards on 179 carries . . . Hauled in 16 passes for 189 yards and one score . . . Also started a pair of postseason games, rushing for 140 yards on 21 carries against Cincinnati (1/31/91) for fifth postseason 100-yard performance to rank second in NFL history (John Riggins, six). **1989:** Started the first

five games before going on injured reserve with a knee injury . . . Came back late in the season to play in three more contests . . . Was team's third-leading rusher with 293 yards on 69 carries with two touchdowns . . . Caught 20 passes for 191 yards. *1988*: Led Raiders in rushing for the seventh consecutive year with 831 yards and seven touchdowns on 223 attempts . . . Was his sixth straight year with at least 200 carries . . . Ranked second on the team in receiving with 34 catches for 303 yards and one TD . . . Ran for 102 yards vs. New Orleans (10/23). *1987*: Named to fifth Pro Bowl in '87 . . . Started all 12 non-strike games, seven at halfback and five at fullback and rushed for 754 yards and five touchdowns on 200 carries . . . Led team with 51 receptions for 410 yards . . . Had a career-most 10 receptions vs. Cleveland (12/20). *1986*: Though hampered by injury, he still led the team in rushing with 759 yards and finished second in receiving with 46 catches for 453 yards . . . With 100-yard rushing days in the first two games of the season, he set a new NFL record with 11 consecutive games with 100 or more yards . . . Had 102 yards against Denver (9/7) with 104 yards vs. Washington (9/14) . . . Played in the Pro Bowl as an injury replacement for Sammy Winder. *1985*: Enjoyed his finest NFL season, setting an NFL single season record for combined rushing and receiving yardage (2,314) . . . Led the NFL with 1,759 rushing yards and 11 touchdowns on 380 carries (4.6 avg.) . . . Caught 67 passes for 555 yards and three scores . . . Named NFL's MVP by the PFWA, AP, *The Sporting News* and *Football News* . . . Was UPI's Offensive Player of the Year and was voted to his third Pro Bowl . . . Rushed for 100 yards in 11 of the last 12 games, including the last nine games of the season . . . Had a career-best 173 yards vs. Denver (11/24), 156 vs. Atlanta (12/1), 135 vs. Cincinnati (11/17) and Denver (12/8), 126 vs. Kansas City (10/6), 123 vs. L.A. Rams (12/23), 119 vs. San Diego (11/10), 111 vs. San Diego (10/6), 109 vs. Seattle (12/15), 107 vs. New Orleans (10/13) and 101 vs. Seattle (11/3) . . . Rushed for 121 yards in playoff loss to New England (1/5/86). *1984*: Was the AFC's second-leading rusher with 1,168 yards and a career-high 13 touchdowns (led conference) on 275 carries . . . Also made 64 receptions (to lead AFC running backs) for 758 yards and five scores . . . Led the league with a career-high 18 touchdowns . . . Rushed for 100 yards or more three times en route to the Pro Bowl . . . Had 155 yards vs. Miami (12/2), 110 vs. Indianapolis (11/25) and 107 vs. San Diego (10/21) . . . Scored a Raiders-record-tying four touchdowns vs. San Diego (9/24). *1983*: Capped an outstanding '83 season by being named the MVP of Super Bowl XVIII . . . In 15 regular season games, he rushed 266 times for 1,014 yards and nine touchdowns, while catching a career-most 68 passes for 590 yards and two scores . . . Rushed 20 times for 191 yards and two touchdowns, one a record 74-yard run, in a 38-9 rout of Washington (1/22/84) in the Super Bowl . . . Excelled in the team's other two playoff affairs: 159 yards (121 rushing, 38 receiving) vs. Pittsburgh (1/1/84) and 216 (154 rushing, 62 receiving) vs. Seattle (1/8/84) . . . Had a regular season-high 105 rushing yards against Miami (9/19). *1982*: Had an outstanding rookie campaign during strike-shortened '82 . . . Unanimous choice as NFL Rookie of the Year, consensus all-NFL and was voted to the Pro Bowl . . . Led NFL in scoring (84 points in nine games) as a rookie . . . Was first non-kicker to lead the league in scoring since O.J. Simpson in '75 and was first rookie to top the league since Gale Sayers in '65 . . . Rushed for 697 yards and an NFL-high 11 touchdowns on 160 carries . . . Led all AFC running backs in receiving with 38 catches for 401 yards and three scores . . . Gained 156 rushing yards vs. Seattle (12/5) . . . Was the 10th overall pick in the '82 NFL draft.

College/Personal: As a senior at Southern Cal, he won the '81 Heisman Trophy and set an all-time NCAA single-season rushing record with 2,342 yards (Barry Sanders broke the record in '88 with 2,628 yards) . . . Was a consensus All-America choice and was named College Player of the Year by Walter Camp, Maxwell Club and *Football News* . . . During his career at Southern Cal, he rushed 893 times for 4,682 yards and caught 86 passes for 801 yards . . . Established 12 NCAA records and tied another, including single-season records for average yards rushing per game (212.9), most 200-yard games (eight), most carries (403), highest average per carry (5.8), most all-purpose running plays (432) and most all purpose yards (2,559) . . . Still holds NCAA record for most career 200-yard games with 11 . . . Gained 100 yards or more in 20 of 21 starts at tailback . . . Rushed for 1,563 yards as a junior, capturing second team All-America honors

. . . Scored 46 career touchdowns, including 23 as a senior to lead the nation . . . Took part in two Rose Bowls, one Fiesta Bowl and the Hula Bowl . . . Played fullback his first two seasons after being recruited as a defensive back . . . His position coach at USC during his first three seasons was Paul Hackett, the Chiefs offensive coordinator . . . Was a public administration major at Southern Cal . . . Earned All-America and Player of the Year Honors as a quarterback and defensive back at San Diego's Lincoln High School . . . Won six letters, three each in football and basketball . . . Named Hearst Newspapers California High School Athlete of the Year as a senior . . . All-CIF guard in basketball . . . Younger brother, Damon, has been a quarterback in the Canadian Football League since '85. In '93 he led the Edmonton Eskimos to a victory in the Grey Cup and was named the game's MVP . . . Opened Marcus Allen's North Oak Toyota in Kansas City in June of '94 . . . He and his wife, Kathryn, serve as spokespersons for Ronald McDonald Children's Charities. Each year, their major fundraiser is a Celebrity Beach Challenge . . . Was honored with the '94 Lifetime Achievement Award at the "Magic" Johnson Sports Star Awards Banquet . . . Did color commentary on a Fox game between the Lions and Bucs during the bye week last year . . . Full name: Marcus Allen . . . Married, wife Kathryn.

ALLEN'S NFL STATISTICS

Year	Team	Rushing					
		G-S	No.	Yds.	Avg.	LG	TD
1982	L.A. Raiders	9-9	160	697	4.4	53	11
1983	L.A. Raiders	15-14	266	1014	3.8	19	9
1984	L.A. Raiders	16-16	275	1168	4.2	52	13
1985	L.A. Raiders	16-16	380	1759	4.6	61	11
1986	L.A. Raiders	13-10	208	759	3.6	28	5
1987	L.A. Raiders	12-12	200	754	3.8	44	5
1988	L.A. Raiders	15-15	223	831	3.7	32	7
1989	L.A. Raiders	8-5	69	293	4.2	15	2
1990	L.A. Raiders	16-15	179	682	3.8	28	12
1991	L.A. Raiders	8-2	63	287	4.6	26	2
1992	L.A. Raiders	16-0	67	301	4.5	21	2
1993	Kansas City	16-10	206	764	3.7	39	12
1994	Kansas City	13-13	189	709	3.8	36	7
Totals		173-137	2485	10018	4.0	61	98

Year	Team	Pass Receiving					
		No.	Yds.	Avg.	LG	TD	
1982	L.A. Raiders	38	401	10.6	51	3	
1983	L.A. Raiders	68	590	8.7	36	2	
1984	L.A. Raiders	64	758	11.8	82	5	
1985	L.A. Raiders	67	555	8.3	44	3	
1986	L.A. Raiders	46	453	9.8	36	2	
1987	L.A. Raiders	51	410	8.0	39	0	
1988	L.A. Raiders	34	303	8.9	30	1	
1989	L.A. Raiders	20	191	9.6	26	0	
1990	L.A. Raiders	15	189	12.6	30	1	
1991	L.A. Raiders	15	131	8.7	25	0	
1992	L.A. Raiders	28	277	9.9	40	1	
1993	Kansas City	34	238	7.0	18	3	
1994	Kansas City	42	349	8.3	38	0	
Totals		522	4845	9.3	82	21	

Year	Team	Passing							
		Att.	Comp.	Yds.	Pct.	TD	Int.	LG	Rate
1982	L.A. Raiders	4	1	47	25.0	0	0	47	76.1
1983	L.A. Raiders	7	4	111	57.1	3	0	43	141.3
1984	L.A. Raiders	4	1	38	25.0	0	0	38	6.7
1985	L.A. Raiders	2	1	16	50.0	0	0	16	77.1
1987	L.A. Raiders	2	1	23	50.0	0	0	21	91.7
1988	L.A. Raiders	2	1	21	50.0	0	0	21	87.5
1990	L.A. Raiders	1	0	0	0.0	0	0	0	39.6
1991	L.A. Raiders	2	1	11	50.0	1	0	11	106.3
Totals		24	10	267	41.7	4	0	47	122.8

Additional Stats: Recovered a fumble in the end zone for a touchdown in '83.

POSTSEASON

Year	Team	Rushing					
		G-S	No.	Yds.	Avg.	LG	TD
1982	L.A. Raiders	2-2	32	108	3.4	13	3
1983	L.A. Raiders	3-3	58	466	8.0	74	4
1984	L.A. Raiders	1-1	17	61	3.6	15	0
1985	L.A. Raiders	1-1	22	121	5.5	17	1
1990	L.A. Raiders	2-2	31	166	5.4	20	0
1991	L.A. Raiders	1-1	7	39	5.6	10	0
1993	Kansas City	3-3	53	191	3.6	24	3
1994	Kansas City	1-1	14	64	4.6	11	0
Totals		14-14	234	1216	5.2	74	11

Year	Team	Pass Receiving					
		No.	Yds.	Avg.	LG	TD	
1982	L.A. Raiders	12	112	9.3	35	0	
1983	L.A. Raiders	14	118	8.4	17	1	
1984	L.A. Raiders	5	90	18.0	46	1	
1985	L.A. Raiders	3	8	2.7	6	0	
1990	L.A. Raiders	3	43	14.3	24	0	
1991	L.A. Raiders	1	4	4.0	4	0	
1993	Kansas City	7	77	11.0	27	0	
1994	Kansas City	5	49	9.8	16	0	
Totals		50	501	10.0	46	2	

SINGLE GAME CAREER HIGHS

Rushing Attempts: 33 vs. Green Bay, 9/13/87
 vs. L.A. Raiders, 12/24/94
 Rushing Yards: 173 vs. Denver, 11/24/85
 Rushing Touchdowns: 3 vs. L.A. Rams, 12/18/82
 vs. San Diego, 9/24/84
 vs. San Diego, 10/28/85
 vs. Kansas City, 11/25/90
 vs. Seattle, 12/5/93
 Pass Receptions: 10 vs. Cleveland, 12/20/87
 Receiving Yards: 173 vs. Seattle, 10/7/84
 Receiving Touchdowns: 2 vs. Denver, 12/26/82

ALLEN'S 100-YARD RUSHING GAMES (27)

Date	Opp.	Yards	Date	Opp.	Yards
9/12/82	@ San Francisco	116	11/10/85	@ San Diego	119
12/ 5/82	Seattle	156	11/17/85	Cincinnati	135
1/ 2/83	@ San Diego	126	11/24/85	Denver	173
9/19/83	Miami	105	12/ 1/85	@ Atlanta	156
1/ 1/84	Pittsburgh	121 *	12/ 8/85	@ Denver	135
1/ 8/84	Seattle	154 *	12/15/85	Seattle	109
1/22/84	Washington	191 #	12/23/85	@ L.A. Rams	123
10/21/84	@ San Diego	107	1/ 5/86	New England	121 *
11/25/84	Indianapolis	110	9/ 7/86	Denver	102
12/ 2/84	@ Miami	155	9/14/86	@ Washington	104
10/ 6/85	Kansas City	126	9/13/87	@ Green Bay	136
10/ 2/85	San Diego	111	10/23/88	@ New Orleans	102
10/13/85	New Orleans	107	1/13/91	Cincinnati	140 *
11/ 3/85	@ Seattle	101	12/24/94	@ L.A. Raiders	133

*Playoffs #Super Bowl XVIII

NFL LEADERS, CAREER RUSHING YARDS

1. Walter Payton, 1975-87	16,726
2. Eric Dickerson, 1983-93	13,259
3. Tony Dorsett, 1977-88	12,739
4. Jim Brown, 1957-65	12,312
5. Franco Harris, 1972-84	12,120
6. John Riggins, 1971-79, 81-85	11,352
7. O.J. Simpson, 1969-79	11,236
8. Ottis Anderson, 1979-92	10,273
9. Marcus Allen, 1982-	10,018
10. Earl Campbell, 1978-85	9,407

NFL LEADERS, CAREER TOUCHDOWNS

1. Jerry Rice, 1985-	139
2. Jim Brown, 1957-65	126
3. Walter Payton, 1975-87	125
4. Marcus Allen, 1982-	120
5. John Riggins, 1971-79, 81-85	116
6. Lenny Moore, 1956-67	113
7. Don Hutson, 1935-45	105
8. Steve Largent, 1976-89	101
9. Franco Harris, 1972-84	100
10. Eric Dickerson, 1983-93	96

NFL LEADERS, CAREER RUSHING TOUCHDOWNS

1. Walter Payton, 1975-87	110
2. Jim Brown, 1957-65	106
3. John Riggins, 1971-79, 81-85	104
4. Marcus Allen, 1982-	98
5. Franco Harris, 1972-84	91
6. Eric Dickerson, 1983-93	90
7. Jim Taylor, 1958-67	83
8. Ottis Anderson, 1979-92	81
9. Tony Dorsett, 1977-88	77
10. Pete Johnson, 1977-84	76

NFL LEADERS, CAREER RUSHING ATTEMPTS

1. Walter Payton, 1975-87	3,838
2. Eric Dickerson, 1983-93	2,996
3. Franco Harris, 1972-84	2,949
4. Tony Dorsett, 1977-88	2,936
5. John Riggins, 1971-79, 81-85	2,916
6. Ottis Anderson, 1979-92	2,562
7. Marcus Allen, 1982-	2,485
8. O.J. Simpson, 1969-79	2,404
9. Jim Brown, 1957-65	2,359
10. Earl Campbell, 1978-85	2,187

NFL LEADERS, CAREER COMBINED YARDS GAINED

1. Walter Payton, 1975-87	21,803
2. Tony Dorsett, 1977-88	16,326
3. Jim Brown, 1957-65	15,459
4. Eric Dickerson, 1983-93	15,411
5. James Brooks, 1981-92	14,910
6. Marcus Allen, 1982-	14,837
7. Franco Harris, 1972-84	14,622
8. O.J. Simpson, 1969-79	14,368
9. James Lofton, 1978-	14,245
10. Bobby Mitchell, 1958-68	14,078

MOST CAREER RECEPTIONS, RUNNING BACKS

1. Roger Craig, 1983-93	566
2. Marcus Allen, 1982-	522
John L. Williams, 1986-	522
4. Walter Payton, 1975-87	492
5. Tony Galbreath, 1976-89	490

MARCUS ALLEN GAME-BY-GAME STATISTICS

1982 – Los Angeles Raiders

Date	Opp.	Rushing				Receiving			
		No.	Yds.	Avg.	TD	No.	Yds.	Avg.	TD
9/12	@ San Francisco	23	116	5.0	1	4	64	16.0	0
9/19	@ Atlanta	12	56	4.7	1	4	39	9.8	1
11/22	San Diego	18	87	4.8	2	5	37	7.4	0
11/28	@ Cincinnati	8	0	0.0	0	6	54	9.0	0
12/5	Seattle	24	156	6.5	2	2	14	7.0	0
12/12	@ Kansas City	18	47	2.6	0	1	1	1.0	0
12/18	L.A. Rams	25	93	3.7	3	8	61	7.6	0
12/26	Denver	12	16	1.3	0	5	91	18.2	2
1/2	@ Denver	20	126	6.3	2	3	40	13.3	0
Playoffs									
1/8	Cleveland	17	72	4.2	2	6	75	12.5	0
1/15	N.Y. Jets	15	36	2.4	1	6	37	6.2	0

1983 – Los Angeles Raiders

Date	Opp.	Rushing				Receiving			
		No.	Yds.	Avg.	TD	No.	Yds.	Avg.	TD
9/4	@ Cincinnati	17	47	2.8	2	3	19	6.3	0
9/11	Houston	17	96	5.6	0	4	29	7.3	0
9/19	Miami	22	105	4.8	0	1	10	10.0	0
9/25	@ Denver	15	45	3.0	0	4	20	5.0	0
10/2	@ Washington	Did Not Play							
10/9	Kansas City	21	53	2.5	0	6	58	9.7	0
10/16	@ Seattle	18	86	4.8	0	5	25	5.0	1
10/23	@ Dallas	15	55	3.7	0	7	67	9.6	0
10/30	Seattle	13	30	2.3	1	8	104	13.0	0
11/6	@ Kansas City	21	64	3.0	1	3	31	10.3	0
11/13	Denver	18	84	4.7	1	6	49	8.2	0
11/20	@ Buffalo	26	89	3.4	1	8	68	8.5	0
11/27	N.Y. Giants	13	64	4.9	1	4	19	4.8	0
12/1	@ San Diego	16	38	2.4	0	1	7	7.0	0
12/11	St. Louis	18	86	4.8	0	3	15	11.7	1
12/18	San Diego	16	72	4.5	2	5	49	9.8	0
Playoffs									
1/1	Pittsburgh	13	121	9.3	2	5	38	7.6	0
1/8	Seattle	25	154	6.2	0	7	62	8.9	1
1/22	Wash. (SB XVIII)	20	191	9.6	2	2	18	9.0	0

1984 – Los Angeles Raiders

Date	Opp.	Rushing				Receiving			
		No.	Yds.	Avg.	TD	No.	Yds.	Avg.	TD
9/2	@ Houston	21	81	3.9	1	5	38	7.6	0
9/9	Green Bay	20	81	4.1	1	3	13	4.3	0
9/16	@ Kansas City	22	69	3.1	0	6	46	7.7	0
9/24	San Diego	18	47	2.6	3	6	62	10.3	1
9/30	@ Denver	13	66	5.1	0	4	44	11.0	0
10/7	Seattle	15	40	2.7	1	4	173	43.3	1
10/14	Minnesota	17	54	3.2	1	6	42	7.0	0
10/21	@ San Diego	19	107	5.6	0	5	40	8.0	1
10/28	Denver	16	70	4.4	1	6	63	10.5	1
11/4	@ Chicago	15	42	2.8	0	4	53	13.3	0
11/12	@ Seattle	15	57	3.8	2	5	37	7.4	0
11/18	Kansas City	16	95	5.9	0	3	21	7.0	0
11/25	Indianapolis	18	110	6.1	0	1	9	9.0	0
12/2	@ Miami	20	155	7.8	3	1	10	10.0	0
12/10	@ Detroit	17	56	3.3	0	3	93	3.1	1
12/16	Pittsburgh	13	38	2.9	0	2	14	7.0	0
Playoffs									
12/22	@ Seattle	17	61	3.6	0	5	90	18.0	1

1985 – Los Angeles Raiders

Date	Opp.	Rushing				Receiving			
		No.	Yds.	Avg.	TD	No.	Yds.	Avg.	TD
9/8	N.Y. Jets	20	76	3.8	2	2	30	15.0	0
9/12	@ Kansas City	14	50	3.6	0	6	27	4.5	0
9/22	San Francisco	12	59	4.9	0	8	53	6.6	0
9/29	@ New England	21	98	4.7	0	3	30	10.0	0
10/6	Kansas City	29	126	4.3	0	3	24	8.0	0
10/13	New Orleans	28	107	3.8	2	3	51	17.0	0
10/20	@ Cleveland	20	81	4.1	0	3	41	13.7	1
10/28	San Diego	30	111	3.7	3	3	24	8.0	0

Date	Opp.	Rushing				Receiving			
		No.	Yds.	Avg.	TD	No.	Yds.	Avg.	TD
11/3	@Seattle	19	101	5.3	0	5	49	9.8	0
11/10	@San Diego	28	119	4.3	1	5	30	6.0	0
11/17	Cincinnati	31	135	4.4	0	6	54	9.0	1
11/24	Denver	24	173	7.2	1	4	49	12.3	0
12/1	@Atlanta	29	156	5.6	0	2	42	21.0	1
12/8	@Denver	25	135	5.4	1	5	21	4.2	0
12/15	Seattle	27	109	4.0	1	1	5	5.0	0
12/23	@L.A. Rams	24	123	5.1	0	8	25	3.1	0

Playoffs

1/5	New England	22	121	5.5	1	3	8	2.7	0
-----	-------------	----	-----	-----	---	---	---	-----	---

1986 – Los Angeles Raiders

Date	Opp.	Rushing				Receiving			
		No.	Yds.	Avg.	TD	No.	Yds.	Avg.	TD
9/7	@Denver	24	102	4.3	1	6	102	17.0	1
9/14	@Washington	23	104	4.5	0	5	33	6.6	0
9/21	N.Y. Giants	15	40	2.7	0	5	86	17.2	0
9/28	San Diego	Did Not Play / Hamstring							
10/5	@Kansas City	Did Not Play / Hamstring							
10/12	Seattle	6	11	1.8	0	1	11	11.0	0
10/19	@Miami	21	96	4.6	2	3	20	6.7	1
10/26	@Houston	Did Not Play / Hamstring							
11/2	Denver	22	71	3.2	0	4	19	4.8	0
11/9	@Dallas	7	29	4.1	0	1	5	5.0	0
11/16	Cleveland	13	56	4.3	0	1	3	3.0	0
11/20	@San Diego	21	88	4.2	1	4	19	4.8	0
11/30	Philadelphia	24	59	2.5	0	5	91	18.2	0
12/8	@Seattle	9	12	1.3	0	2	14	7.0	0
12/14	Kansas City	13	60	4.6	1	6	38	6.3	0
12/21	Indianapolis	10	31	3.1	0	3	12	4.0	0

1987 – Los Angeles Raiders

Date	Opp.	Rushing				Receiving			
		No.	Yds.	Avg.	TD	No.	Yds.	Avg.	TD
9/13	@Green Bay	33	136	4.1	1	2	0	0.0	0
9/20	Detroit	22	79	3.6	1	3	6	2.0	0
10/25	Seattle	11	29	2.6	0	3	14	4.7	0
11/1	@New England	16	41	2.6	1	5	60	12.0	0
11/8	@Minnesota	11	50	4.5	0	4	12	3.0	0
11/15	@San Diego	13	82	6.3	0	3	21	3.0	0
11/22	Denver	11	44	4.0	0	4	60	15.0	0
11/30	@Seattle	18	76	4.2	0	3	20	6.7	0
12/6	Buffalo	15	47	3.1	1	5	58	11.6	0
12/13	@Kansas City	18	60	3.3	1	3	53	17.7	0
12/20	Cleveland	14	35	2.5	0	10	84	8.4	0
12/27	Chicago	16	75	4.2	0	6	22	3.7	0

1988 – Los Angeles Raiders

Date	Opp.	Rushing				Receiving			
		No.	Yds.	Avg.	TD	No.	Yds.	Avg.	TD
9/4	San Diego	28	88	3.1	2	1	9	9.0	0
9/11	@Houston	22	70	3.2	2	2	22	11.0	0
9/18	L.A. Rams	14	53	3.8	0	5	54	10.8	1
9/26	@Denver	22	56	2.5	1	2	16	8.0	0
10/2	Cincinnati	11	53	4.8	0	5	32	6.4	0
10/9	Miami	Did Not Play							
10/16	@Kansas City	11	20	1.8	1	1	7	7.0	0
10/23	@New Orleans	20	102	5.1	0	3	26	8.7	0
10/30	Kansas City	21	70	3.3	1	2	20	10.0	0
11/6	@San Diego	17	67	3.9	0	0	0	0.0	0
11/13	@San Francisco	14	58	4.1	0	1	9	9.0	0
11/20	Atlanta	7	18	2.6	0	3	30	10.0	0
11/28	@Seattle	8	75	9.4	0	1	17	17.0	0
12/4	Denver	13	57	4.4	0	3	25	8.3	0
12/11	@Buffalo	11	37	3.4	0	3	31	10.3	0
12/18	Seattle	4	7	1.8	0	2	5	2.5	0

1989 – Los Angeles Raiders

Date	Opp.	Rushing				Receiving			
		No.	Yds.	Avg.	TD	No.	Yds.	Avg.	TD
9/10	San Diego	13	51	3.9	1	2	-1	-0.5	0
9/17	@Kansas City	18	58	3.2	0	3	44	14.7	0

Date	Opp.	Rushing				Receiving			
		No.	Yds.	Avg.	TD	No.	Yds.	Avg.	TD
9/24	@ Denver	10	45	4.5	0	6	63	10.5	0
10/1	Seattle	11	65	5.9	0	3	31	10.3	0
10/9	@ N.Y. Jets	10	43	4.3	0	4	34	8.5	0
10/15	Kansas City		Injured Reserve / Knee						
10/22	@ Philadelphia		Injured Reserve / Knee						
10/29	Washington		Injured Reserve / Knee						
11/5	Cincinnati		Injured Reserve / Knee						
11/12	@ San Diego		Injured Reserve / Knee						
11/19	@ Houston		Injured Reserve / Knee						
11/26	New England		Injured Reserve / Knee						
12/3	Denver		Injured Reserve / Knee						
12/10	Phoenix	4	10	2.5	1	1	9	9.0	0
12/17	@ Seattle	1	8	8.0	0	0	0	0.0	0
12/24	@ N.Y. Giants	2	13	6.5	0	1	11	11.0	0

1990 – Los Angeles Raiders

Date	Opp.	Rushing				Receiving			
		No.	Yds.	Avg.	TD	No.	Yds.	Avg.	TD
9/9	Denver	8	47	5.9	0	1	12	12.0	0
9/16	@ Seattle	10	35	3.5	0	1	29	29.0	0
9/23	Pittsburgh	11	44	4.0	1	1	2	2.0	0
9/30	Chicago	12	57	4.8	2	0	0	0.0	0
10/7	@ Buffalo	20	71	3.6	1	2	16	8.0	0
10/14	Seattle	12	41	3.4	0	1	11	11.0	0
10/21	@ San Diego	8	45	5.6	0	3	50	16.7	0
11/4	@ Kansas City	7	24	3.4	0	0	0	0.0	0
11/11	Green Bay	5	17	3.4	2	0	0	0.0	0
11/19	@ Miami	19	79	4.2	1	2	22	11.0	0
11/25	Kansas City	15	76	5.1	3	0	0	0.0	0
12/2	@ Denver	11	22	2.0	0	0	0	0.0	0
12/10	@ Detroit	7	18	2.6	1	3	28	9.3	0
12/16	Cincinnati	14	39	2.8	0	0	0.0	0.0	0
12/22	@ Minnesota	12	37	3.1	0	1	19	19.0	0
12/30	San Diego	8	30	3.8	1	0	0	0.0	0

Playoffs

1/13	Cincinnati	21	140	6.7	0	1	24	24.0	0
1/20	@ Buffalo	10	26	2.6	0	2	19	9.5	0

1991 – Los Angeles Raiders

Date	Opp.	Rushing				Receiving			
		No.	Yds.	Avg.	TD	No.	Yds.	Avg.	TD
9/1	@ Houston	8	17	2.1	0	3	16	5.3	0
9/8	Denver		Injured Reserve / Knee						
9/15	Indianapolis		Injured Reserve / Knee						
9/22	@ Atlanta		Injured Reserve / Knee						
9/29	San Francisco		Injured Reserve / Knee						
10/6	San Diego		Injured Reserve / Knee						
10/13	@ Seattle		Injured Reserve / Knee						
10/20	L.A. Rams		Injured Reserve / Knee						
10/28	@ Kansas City		Injured Reserve / Knee						
11/10	@ Denver	4	15	3.8	0	0	0	0.0	0
11/17	Seattle	9	54	6.0	0	1	10	10.0	0
11/24	@ Cincinnati	3	19	6.3	1	0	0	0.0	0
12/1	@ San Diego	9	45	5.0	0	2	7	3.5	0
12/8	Buffalo	16	57	3.6	1	3	38	12.7	0
12/16	@ New Orleans	5	25	5.0	0	1	15	15.0	0
12/22	Kansas City	9	55	6.1	0	5	45	9.0	0

Playoffs

12/28	@ Kansas City	7	39	5.6	0	1	4	4.0	0
-------	---------------	---	----	-----	---	---	---	-----	---

1992 – Los Angeles Raiders

Date	Opp.	Rushing				Receiving			
		No.	Yds.	Avg.	TD	No.	Yds.	Avg.	TD
9/6	@ Denver	1	4	4.0	0	0	0	0.0	0
9/13	@ Cincinnati	4	22	5.5	1	3	49	16.3	0
9/20	Cleveland	8	52	6.5	0	8	57	7.1	0
9/28	@ Kansas City	6	-3	-0.5	0	1	10	10.0	0
10/11	Buffalo	10	37	3.7	0	1	11	11.0	0
10/18	@ Seattle	10	38	3.8	0	0	0	0.0	0
10/25	Dallas	3	9	3.0	1	0	0	0.0	0
11/8	@ Philadelphia	6	23	3.8	0	1	14	14.0	0
11/15	Seattle	1	3	3.0	0	0	0	0.0	0

Date	Opp.	Rushing				Receiving			
		No.	Yds.	Avg.	TD	No.	Yds.	Avg.	TD
11/22	Denver	1	5	5.0	0	2	21	10.5	1
11/29	@ San Diego	4	20	5.0	0	3	34	11.3	0
12/6	Kansas City	5	37	7.4	0	1	8	8.0	0
12/14	@ Miami	1	2	2.0	0	3	23	7.7	0
12/20	San Diego	2	12	6.0	0	1	13	13.0	0
12/26	@ Washington	5	40	8.0	0	4	37	9.3	0

1993 - Kansas City Chiefs

Date	Opp.	Rushing				Receiving			
		No.	Yds.	Avg.	TD	No.	Yds.	Avg.	TD
9/5	@ Tampa Bay	13	79	6.1	0	1	12	12.0	1
9/12	@ Houston	6	17	2.8	0	0	0	0.0	0
9/20	Denver	17	91	5.4	0	1	10	10.0	0
10/3	L.A. Raiders	17	24	1.4	1	1	8	8.0	0
10/10	Cincinnati	13	48	3.7	1	1	9	9.0	0
10/17	@ San Diego	13	46	3.5	1	3	30	10.0	1
10/31	@ Miami	4	14	3.5	0	5	36	7.2	0
11/8	Green Bay	17	35	2.1	1	2	15	7.5	0
11/14	@ L.A. Raiders	17	85	5.0	1	1	4	4.0	0
11/21	Chicago	16	78	4.9	2	1	11	11.0	0
11/28	Buffalo	22	74	3.4	0	2	28	14.0	1
12/5	@ Seattle	12	73	6.1	3	4	26	6.5	0
12/12	@ Denver	14	41	2.9	1	1	0	0.0	0
12/19	San Diego	14	16	1.1	1	5	20	4.0	0
12/26	@ Minnesota	4	9	2.3	0	3	15	5.0	0
1/2	Seattle	7	34	4.9	0	3	14	4.7	0

Playoffs

1/8	Pittsburgh	21	67	3.2	1	4	29	7.3	0
1/16	@ Houston	14	74	5.3	1	1	12	12.0	0
1/23	@ Buffalo	18	50	2.8	1	2	36	18.0	0

1994 - Kansas City Chiefs

Date	Opp.	Rushing				Receiving			
		No.	Yds.	Avg.	TD	No.	Yds.	Avg.	TD
9/4	@ New Orleans	17	82	4.8	1	3	16	5.3	0
9/11	San Francisco	20	69	3.5	1	2	45	22.5	0
9/18	@ Atlanta	8	11	1.4	0	3	22	7.3	0
9/25	L.A. Rams	15	59	3.9	0	2	6	3.0	0
10/9	@ San Diego	10	17	1.7	0	9	83	9.2	0
10/17	@ Denver	16	63	3.9	1	5	49	9.8	0
10/23	Seattle	14	77	5.5	1	2	17	8.5	0
10/30	@ Buffalo	8	27	3.4	1	3	18	6.0	0
11/6	L.A. Raiders	15	62	4.1	0	5	30	6.0	0
11/13	San Diego								
11/20	Cleveland								
11/27	@ Seattle								
12/4	Denver	16	49	3.1	1	2	12	6.0	0
12/12	@ Miami	7	19	2.7	1	5	49	9.8	0
12/18	Houston	10	42	4.2	0	1	2	2.0	0
12/24	@ L.A. Raiders	33	132	4.0	0	0	0	0.0	0

Playoffs

12/31	@ Miami	14	64	4.6	0	5	49	9.8	0
-------	---------	----	----	-----	---	---	----	-----	---



JOHN ALT • 76

Tackle Ht: 6-8 Wt: 307

How Acquired: Draft (No. 1b - 1984)

College: Iowa

NFL Experience: 12

Birthdate: May 30, 1962

Birthplace: Stuttgart, Germany

Residence: White Bear Lake, Minnesota

Pro Career: Recognized as one of the finest left tackles in the NFL. Returns for 12th season as a Chief. Only four other offensive linemen in Chiefs history have played as many seasons with the club: Ed Budde (14 seasons), Jim Tyrer (13), Jack Rudnay (13) and Dave Hill (12)

. . . Earned back-to-back Pro Bowl trips, following '92 and '93 seasons . . . Was a first team All-AFC choice from '90-93 . . . Was a first team All-NFL choice in '90 and '91 . . . Durable performer combines size, strength and intellect as well as any offensive lineman in the league . . . Always considered a top-notch pass protector, he is now regarded as a dominant run blocker . . . Continually lines up against the NFL's finest pass rushers with unparalleled success . . . Had an incredible string of 94 straight starts snapped in '94 when he missed three starts with an ailing back . . . Had started all 16 games the five previous seasons . . . Has been Kansas City's primary starter at left tackle for the past eight seasons after backing up the position his first three years in the league . . . Missed 17 games with back and knee injuries his first five seasons as a pro, but has been sidelined for just three games the past six campaigns . . . Has played in more games with Kansas City than all but three other offensive linemen: Tyrer (180), Rudnay (178), and Budde (176), all Chiefs Hall of Famers . . . Has started 122 of 151 career games, mostly at left tackle . . . Has appeared in a Chiefs record nine playoff games, including eight starts. **1994:** Battled a back injury for most of the season, but still started 13 contests and performed in a winning fashion at left tackle . . . Missed Games 10-12 with an ailing back, snapping an extraordinary string of 95 consecutive games played and 94 starts in a row . . . His 13 games played were his fewest in a non-strike season since '86, when he made just nine appearances . . . Was part of an offensive line that allowed just 19 sacks, fewest in team history and third-fewest in the NFL in '94. **1993:** Got richly-deserved second trip to the Pro Bowl after playing in the game the year before as an injury replacement . . . Was a first team All-AFC choice by *Football News* . . . Enjoyed, perhaps, the finest season of his pro career . . . Started all 16 games at left tackle for the fifth year in a row and extended his streak of continuous starts to 85 . . . Missed very few snaps, although he was sidelined for part of the Houston game (9/12) with a back injury, a portion of a San Diego outing (10/17) with a knee injury, and part of the Vikings game (12/26) with an ankle injury . . . Started all three of the club's playoff contests. **1992:** Started all 16 games at left tackle for the fourth year in a row . . . Also opened the San Diego playoff game at left tackle . . . Made first Pro Bowl appearance as an injury replacement . . . Was first Chiefs offensive lineman to play in the game since center Jack Rudnay in '77 . . . Was one of three K.C. offensive linemen to start every game . . . Missed most of training camp and the first two preseason outings with a knee injury. **1991:** Was a first team All-NFL selection by *Sports Illustrated* and was an All-AFC pick by UPI and *Football News* . . . Started all 16 regular season games and both postseason affairs at left tackle . . . Helped Christian Okoye get his second 1,000-yard season . . . Part of an offensive front that yielded just 21 sacks, the fewest in the AFC and third-fewest in the NFL. **1990:** Was a first team All-NFL selection of *The Sporting News*, *USA Today* and *Sports Illustrated* . . . Was an All-AFC selection of UPI for the second straight year . . . Started all 16 games at left tackle . . . Helped Chiefs become only team in '90 to have two rushers with at least 800 yards (Barry Word had 1,015 and Christian Okoye had 805) . . . Offensive line allowed just 22 sacks, the fourth-lowest total in the league. **1989:** Earned second team All-AFC honors from AP . . . Stayed away from injuries as the team's starter at left tackle in all 16 contests . . . Marked the first time in his career he had started all 16 games . . . Was a powerful force on a line that generated 132.9 rushing yards per game, the fourth-highest average in the league, and allowed just 23 sacks, the third-lowest number in the league. **1988:** Played in 14 games with 13 starts at left tackle . . . Missed L.A. Raiders (10/30) and Broncos (11/6) games and did not start vs. Bengals (11/13) because of left knee sprain . . . Missed three preseason games after undergoing arthroscopic surgery on left knee on July 29 . . . Was used as third tight end in short-yardage and goal-line situations. **1987:** Was the club's most productive offensive lineman in '87 until knee injury vs. Cincinnati (12/6) . . . Started all nine games he played in . . . Underwent right knee surgery in off-season . . . Was a full-time starter at left tackle for first time in his career. **1986:** Played in the final seven contests after coming off "physically-unable-to-perform" list . . . Role was limited to special teams and backup duty at left tackle . . . Also played in Wild Card playoff game. **1985:** Played in the first 13 games before the disc injury was diagnosed following Week 13 game vs. Seattle (12/1) . . . Spent final three games on injured reserve

list . . . Started six games in the middle of that season when starter Matt Herkenhoff was injured . . . Replaced Herkenhoff in the first quarter of the Raiders game the fifth week, then started the next six contests. **1984:** As a rookie, he alternated with Herkenhoff at left tackle throughout most of the season . . . Played in 15 games and started one . . . Was thrust into the lineup in the second quarter of the opening game of his NFL campaign when Herkenhoff was injured at Pittsburgh (9/2) . . . Played the remainder of the game, then started the second week at Cincinnati (9/9) . . . The only game he didn't see action was Week 14 vs. Denver (9/23) . . . Was the Chiefs second pick of the first round in '84 on a choice obtained in a trade with the L.A. Rams for Gary Green . . . Third offensive lineman selected in that draft and the 21st player overall.

College/Personal: Anchored Iowa's offensive line his final two years as a transformed tight end and became one of the country's top linemen . . . Was a first team All-Big Ten selection by AP and UPI as a senior . . . Earned honorable mention All-America honors from AP . . . First season as an interior lineman was as a junior and he immediately became Hawkeyes' best-graded lineman . . . Was Iowa's starting tight end as a sophomore . . . Outgrew his tight end position, bulking up from 230 pounds as a freshman to 278 by draft time . . . Earned all-state honors in both football and basketball at Columbia Heights (Minn.) High School and was a prep All-America in football . . . Was a tight end, punter and placekicker for football squad . . . Has done charity work for the United Way and the homeless . . . Earned a business degree at Iowa . . . Enjoys fishing, ice fishing and boating . . . Full name: John Michael Alt . . . Married, wife Carolyn, one daughter, Lauren (5) and one son, John (3).

Games Played/Games Started: 1984 (15/1), 1985 (13/6), 1986 (7/0), 1987 (9/9), 1988 (14/13), 1989 (16/16), 1990 (16/16), 1991 (16/16), 1992 (16/16), 1993 (16/16), 1994 (13/13) — 151/122. **Postseason:** 1986 (1/0), 1990 (1/1), 1991 (2/2), 1992 (1/1), 1993 (3/3), 1994 (1/1) — 9/8.



KIMBLE ANDERS • 38

Fullback Ht: 5-11 Wt: 230

How Acquired: Free Agent (1991)

College: Houston

NFL Experience: 5

Birthdate: September 10, 1966

Birthplace: Galveston, Texas

Residence: Blue Springs, Missouri

Pro Career: Kansas City's starting fullback the past two seasons has developed into one of the league's better all-purpose backs . . . Under-rated performer is an excellent runner, powerful blocker and valuable receiver . . . Entered the NFL with little fanfare and is now regarded as one of the best, young all-purpose backs in the league . . . Battled various injuries his first two seasons as a Chief but has remained healthy the past two campaigns . . . Is a vital part of the Chiefs "West Coast" offense, which has allowed him to utilize his versatility . . . Missed all but two games in '91, served as an H-back in '92 and has been the starting fullback in '93-94 . . . Is the team's leading receiver the past two years with 107 receptions . . . His 851 receiving yards in '93-94 are the third-most on the team behind Willie Davis (1,731) and J.J. Birden (1,358) . . . Had seven catches for 95 yards in first two seasons . . . Has 137 rushes for 522 yards and two scores the past two seasons after rushing once for one yard in his first two years . . . Has returned four kickoffs for 103 yards (25.8 avg.) . . . Originally signed with the Chiefs as a free agent on March 13 of '91 . . . Entered the NFL as a rookie free agent with the Pittsburgh Steelers in '90, but was released by the team on the final preseason roster cutdown and did not play with another team the remainder of the year . . . Career log: 45 games (28 starts), 138 carries for 523 yards and two TDs with 114 receptions for 946 yards and two scores . . . In five playoff affairs (three starts), he has 13 carries for 45 yards and 10 grabs for 140 yards and one TD, a 57-yarder. **1994:** Enjoyed his finest NFL campaign, setting a Chiefs record for most catches in a season by a running back with a team-high 67 . . . Was club's third-leading rusher with 62 totes for 231 yards and

two touchdowns . . . Caught 67 passes for a career-high 525 yards and one score . . . Had 26 receptions that went for first downs, tying for third in the AFC . . . His 67 receptions were the third-most ever by a Chief, trailing season totals of Carlos Carson (80 in '83) and Chris Burford (68 in '63) . . . Made at least five catches in nine games, including two with a career-high seven grabs (49ers, 9/11 & Chargers, 10/9) . . . Got first career rushing touchdown on one-yard run vs. San Diego (11/13), then had another one-yard scoring plunge vs. Cleveland (11/20) . . . Had career highs with 13 carries and 40 rushing yards in the Chargers game (11/13) . . . Collected a career-high 73 receiving yards in playoff-clinching win over L.A. Raiders (12/24) . . . Had stellar playoff performance vs. Miami (12/31) with six catches for 103 yards, including a 57-yard touchdown (third-longest in Chiefs playoff history); also rushed for 17 yards on five tries. **1993:** After logging two injury-filled seasons, he came on strong as the team's starting fullback, opening 13 of the 16 regular season games and two of the three playoff contests . . . Was Kansas City's second-leading rusher with 291 yards on 75 carries . . . Also made 40 catches (third on team) for 326 yards (fourth) and one touchdown . . . Got first career score on a 15-yard reception from Dave Krieg at L.A. Raiders (11/14) . . . Had eight games with at least 20 rushing yards, including a season-best 39-yard effort vs. Chicago (11/21) . . . His only kickoff return of the year went for 47 yards vs. Green Bay (11/8); it was the Chiefs longest since '91 . . . Enjoyed one of his best-ever receiving games with four grabs for 70 yards against Cincinnati (10/10) . . . In three playoff tilts, he rushed for 28 yards on eight totes and caught four passes for 37 yards. **1992:** Saw action in 11 games, including a pair of starts . . . Played in season opener, then went on injured reserve for five weeks with a knee injury . . . Used mostly as a blocker, he caught five passes for 65 yards and had one rush for one yard . . . Had a career-long 28-yard reception at N.Y. Giants (12/19) . . . Also played in the playoff loss at San Diego (1/2/93). **1991:** Was the surprise of the '91 training camp, making the Opening Day roster as a free agent . . . Played in the first two games before being placed on injured reserve with a hand injury . . . Missed the final 14 regular season games and both playoff tilts . . . Did not have a rushing attempt, but did catch two passes for 30 yards (both came in the season opener vs. Atlanta, 9/1).

College/Personal: During his college career at Houston, he had 261 carries for 1,359 yards and 16 touchdowns and 115 pass receptions for 1,718 yards and 11 scores . . . Was an integral part of Houston's high-powered offense, which was led by '89 Heisman Trophy winner QB Andre Ware (Jaguars) . . . Best season came as a sophomore ('87) when he was a second team All-SWC pick with a team-high 791 rushing yards and eight touchdowns on 158 carries . . . That season he also finished second in conference and 12th in nation with 61 catches for 707 yards and six touchdowns . . . As a junior he had 56 rushes for 299 yards and four touchdowns with 33 receptions for 377 yards and two touchdowns; also returned 17 punts for a 13.0-yard average . . . In his final college campaign, he had 25 carries for 163 yards and two scores with 60 grabs for 621 yards and three touchdowns . . . Was an all-state running back at Galveston (Tex.) Ball High School . . . As a prep senior, he rushed for 1,932 yards and 27 touchdowns . . . Lettered three times in football and basketball . . . Is a spokesperson for "Toys for Tots" . . . Full name: Kimble Lynam Anders . . . Single.

ANDERS' NFL STATISTICS

		Rushing					
Year	Team	G-S	No.	Yds.	Avg.	LG	TD
1991	Kansas City	2-0	0	0	0.0	0	0
1992	Kansas City	11-2	1	1	1.0	1	0
1993	Kansas City	16-13	75	291	3.9	18	0
1994	Kansas City	16-13	62	231	3.7	19	2
Totals		45-28	138	523	3.8	19	2
		Pass Receiving					
Year	Team		No.	Yds.	Avg.	LG	TD
1991	Kansas City		2	30	15.0	23	0
1992	Kansas City		5	65	13.0	28	0
1993	Kansas City		40	326	8.2	27	1
1994	Kansas City		67	525	7.8	30	1
Totals			114	946	8.3	30	2

Additional Stats: Returned 1 kickoff for 20 yards in '92, 1 for 47 yards in '93 and 2 for 36 yards in '94. Was sacked once for five yard loss in '93.

POSTSEASON

Year	Team	Rushing					
		G-S	No.	Yds.	Avg.	LG	TD
1992	Kansas City	1-0	0	0	0.0	0	0
1993	Kansas City	3-2	8	28	3.5	15	0
1994	Kansas City	1-1	5	17	3.4	7	0
Totals		5-3	13	45	3.5	15	0

Year	Team	Pass Receiving					
		No.	Yds.	Avg.	LG	TD	
1992	Kansas City	0	0	0.0	0	0	
1993	Kansas City	4	37	9.3	12	0	
1994	Kansas City	6	103	17.2	57	1	
Totals		10	140	14.0	57	1	

SINGLE GAME CAREER HIGHS

Rushing Attempts: 13 vs. San Diego, 11/13/94

Rushing Yards: 40 vs. San Diego, 11/13/94

Long Run: 19 vs. San Diego, 11/13/94

Rushing Touchdowns: 1 vs. San Diego, 10/9/94
vs. San Diego, 11/13/94

Pass Receptions: 7 vs. San Francisco, 9/11/94
vs. San Diego, 10/9/94

Receiving Yards: 73 vs. L.A. Raiders, 12/24/94

Long Reception: 30 vs. L.A. Raiders, 12/24/94

Receiving Touchdowns: 1 vs. L.A. Raiders, 10/23/94
vs. Seattle, 11/14/94



DARREN ANDERSON • 44
Cornerback Ht: 5-10 Wt: 187

How Acquired: Trade (Tampa Bay - 1994)

College: Toledo

NFL Experience: 4 (2nd with Chiefs)

Birthdate: January 11, 1969

Birthplace: Cincinnati, Ohio

Residence: Tampa, Florida

Pro Career: Steady cornerback came to Chiefs on August 23, 1994 in a trade with the Tampa Bay Buccaneers for a seventh round '95 draft pick . . . Backup corner possesses excellent cover skills . . . Is also a superb special teams performer . . . Played in 15 games with Kansas City last year and 15 with Tampa Bay in '92-93 . . . Originally entered the NFL as a fourth-round pick (93rd overall) of the New England Patriots in the '92 draft . . . Joined Tampa Bay as a practice player in October of '92 . . . In 30 career games (two starts), he has 31 tackles, one interception, one fumble recovery and seven pass deflections on defense and 13 stops on special teams. **1994:** Came to Kansas City on August 23 in a trade with the Bucs . . . Played in 15 games (one start) as a backup cornerback and special teamer . . . Contributed 14 tackles (nine solos), four pass deflections and a fumble recovery . . . Also credited with 10 special teams tackles, ranking sixth on the squad . . . Was inactive for the season opener and started in place of injured Mark Collins at Buffalo (10/30) . . . Had a season-high five tackles in the Bills game . . . Recovered a fumble at Atlanta (11/18) . . . Made first ever playoff appearance at Miami (12/31), registering one tackle and one pass deflection. **At Tampa Bay (1992-93):** Joined Bucs as a practice player on Oct. 31 of '92 and was activated on Dec. 26 . . . Played in one game with Tampa Bay in '92 and 14 in '93 as a nickel back and special teamer . . . In 14 games (one start) in '93, he recorded 17 tackles (12 solos), one interception and three pass deflections . . . In a start vs. Atlanta (10/31), he made a career-high seven tackles . . . Got first career interception vs. Detroit (10/3) . . . His lone appearance as a Buc in '92 came against Phoenix (12/27). **At New England (1992):** Began the '92 season with the Patriots as a fourth-round draft pick . . . Was released by New England during the preseason, then had two different stints on the club's practice squad . . . Was waived by New England again on Oct. 30 and immediately joined Tampa Bay's practice squad.

College/Personal: Excelled in both football and track at Toledo . . . As a senior cornerback, he was voted All-Mid American Conference and was a finalist for the conference player of the year award . . . Four-year totals include 119 tackles, five interceptions and three forced fumbles . . . Recorded 47 tackles, two interceptions and three forced fumbles as a senior . . . Won the MAC indoor 55-meter title and finished second in the outdoor 100 meters as a senior track performer . . . Lettered four times in track and twice in football at Walnut Hills High School in Cincinnati . . . Twice chosen as the MVP of the track squad, earning the same honor in football as a senior . . . Full name: Darren Hunter Anderson . . . Single.

ANDERSON'S NFL STATISTICS										
Year	Team	G-S	Interceptions				Tackles		Fum.	
			No.	Yds.	LG	TD	Solos	Asst.	Tot.	Rec.
1992	Tampa Bay	1-0	0	0	0	0	0	0	0	0
1993	Tampa Bay	14-1	1	6	6	0	12	5	17	0
1994	Kansas City	15-1	0	0	0	0	9	5	14	1
Totals		30-2	1	6	6	0	21	10	31	1

Postseason: Played in one game with 1 tackle in '94.



VICTOR BAILEY • 85
Wide Receiver Ht: 6-2 Wt: 203

How Acquired: Trade (Philadelphia-1995)
College: Missouri
NFL Experience: 3 (1st with Chiefs)
Birthdate: July 3, 1970
Birthplace: Fort Worth, Texas
Residence: Cherry Hill, New Jersey

Pro Career: Athletic receiver who could make an immediate impact with the Chiefs in his third pro campaign . . . Spent his first two NFL seasons in Philadelphia before coming to Kansas City via a '95 draft-day trade . . . The Chiefs sent a second-round pick (50th overall) and a sixth-round selection in '96 to Philadelphia in that deal in exchange for Bailey and a fourth-round pick in '95 (that pick was subsequently traded to New England in exchange for a third-round selection in '96) . . . Originally coveted by the Chiefs in the '93 draft, but was off the board before Kansas City could grab him . . . Philadelphia tabbed him as a second-round selection (50th overall) . . . Was becoming an increasingly utilized weapon in the Eagles offensive forray before coming to KC . . . Played in all 32 games over the past two seasons with the Eagles, including 10 starts when he served as an opening WR in place of an injured Fred Barnett as a rookie in '93 . . . Has collected 61 catches for 856 yards (14.0 avg.) with two scores. **At Philadelphia (1993-94):** 1994: Saw action in all 16 games, hauling in 20 receptions for 311 yards (15.6 avg.) and one TD in his second NFL season . . . That reception total ranked sixth on the Eagles squad . . . Enjoyed best outing of the season at Atlanta (11/27) with four receptions for 94 yards, including a long of 61 . . . Came back the next week with three catches for 29 yards vs. Dallas (12/4) . . . Opened the season with a three-catch, 44-yard effort at the N.Y. Giants (9/4) . . . Lone score of the season came on a 28-yard catch in the Eagles' impressive 40-8 romp over the eventual World Champion San Francisco 49ers at Candlestick (10/2). 1993: Totaled 41 catches for 545 yards (13.3 avg.) and one TD as a rookie . . . Started 10 games in place of an injured Fred Barnett and responded with immediate pass-catching production . . . His 41 receptions were the most ever by an Eagles' rookie WR . . . His yards-per-catch average ranked first on the club for receivers with over 14 catches . . . Those 41 grabs ranked fourth on the squad and second among WRs . . . Enjoyed best pro outing against Buffalo (12/12) with seven receptions for 95 yards . . . In his second pro game at Green Bay (9/12), he brought down three catches for 56 yards and one score, a 40-yard scoring strike . . . Led the club with five catches vs. N.Y. Jets (10/3) . . . Also grabbed six balls at Dallas (12/6).

College/Personal: Played college football in nearby Columbia, Mo., for the University of Missouri . . . Finished his career as the all-time leading receiver in Tigers history . . . Totalled 128 receptions for 2,114 yards and 12 TDs at Mizzou . . . As a senior, tallied a school record 75 catches for 1,201 yards and six TDs . . . That figure ranked fourth in the nation in receiving that season . . . Transferred to Missouri after spending his freshman campaign as a reserve receiver at UTEP . . . Played both football and baseball at Dunbar High School in Fort Worth, Tex. . . . Brother Eric, played tight end for the '87 Eagles replacement squad . . . Enjoys bowling and billiards . . . Single.

BAILEY'S NFL STATISTICS

Year	Team	Pass Receiving					LG	TD
		G-S	No.	Yds.	Avg.			
1993	Philadelphia	16-10	41	545	13.3	58	1	
1994	Philadelphia	16-0	20	311	15.6	61	1	
Totals		32-10	61	856	14.0	61	2	

Single Game Career Highs

Pass Receptions: 7 vs. Buffalo, 12/12/93
 Receiving Yards: 95 vs. Buffalo, 12/12/93
 Touchdowns: 1 vs. Green Bay, 9/12/93
 vs. San Francisco, 10/2/94



DONNELL BENNETT • 30

Fullback Ht: 6-0 Wt: 241

How Acquired: Draft (No. 2 - 1994)

College: Miami (Florida)

NFL Experience: 2

Birthdate: September 14, 1972

Birthplace: Ft. Lauderdale, Florida

Residence: Lee's Summit, Missouri

Pro Career: Exciting, young fullback has the potential to become a dominant player at his position . . . Has the body of a fullback with a halfback's running and pass-catching skills . . . Intelligent player with an unwavering work ethic . . . Chiefs running backs coach Jimmy Raye says, "He is going to be a force to be reckoned with. I think he can only get better." . . . Head Coach Marty Schottenheimer agrees, noting, "He's a young man who needs to be on the field more and we will find ways to do that . . . He's talented. He works hard. He has all the tools. He's a big-league fullback." . . . Was just starting to display his big-time skills in '94 when he suffered a season-ending knee injury against Houston (12/18) . . . Finished the year as the team's fourth-leading rusher with 178 yards and two touchdowns on 46 carries . . . Also made seven catches for 53 yards . . . In his final five appearances, he had 31 carries for 135 yards (4.4 avg.) and one touchdown with six grabs for 38 yards . . . Scored first NFL touchdown on a four-yard burst vs. Atlanta (9/18) and got second pro score on a dazzling 12-yard dash in a must-win game vs. Houston (12/18) . . . Showcased dynamic ability in tough win over Cleveland (11/20), getting a season-most 11 rushes for 41 rushing yards, and at Seattle (11/27), picking up eight carries for a season-high 42 yards (5.3 avg.), including a 17-yarder . . . Was on injured reserve for the season finale and playoff contest . . . Was Kansas City's second-round pick (58th overall) last year.

College/Personal: Concluded college career at Miami with 258 carries for 1,075 yards (4.2 avg.) and 15 touchdowns, along with 33 receptions for 270 yards (8.2 avg.) and one score . . . Was the Hurricanes' starting fullback his final two seasons . . . During his final year as a junior, he finished second on the club with 563 rushing yards and seven touchdowns on 143 tries . . . Also caught 25 passes for 185 yards and a TD . . . Top game was a 20-carry, 145-yard, two-TD effort vs. Colorado . . . As a sophomore, he gained 421 yards and scored six times on 97 carries . . . Played in seven games as a reserve redshirt freshman, grounding out 91

yards and two TDs on 18 totes . . . Was an All-Broward County selection as a running back at Cardinal Gibbons High School in Ft. Lauderdale . . . Ran for 1,060 yards and 13 TDs as a senior . . . Was also a standout linebacker . . . Participated in basketball, track, and wrestling . . . Full name: Donnell Bennett . . . Single.

BENNETT'S NFL STATISTICS

		Rushing					
Year	Team	G-S	No.	Yds.	Avg.	LG	TD
1994	Kansas City	15-0	46	178	3.9	19	2
Totals		15-0	46	178	3.9	19	2

		Pass Receiving					
Year	Team	No.	Yds.	Avg.	LG	TD	
1994	Kansas City	7	53	7.6	15	0	
Totals		7	53	7.6	15	0	

SINGLE GAME CAREER HIGHS

Rushing Attempts: 11 vs. Cleveland, 11/20/94

Rushing Yards: 42 vs. Seattle, 11/27/94

Long Run: 17 vs. Seattle, 11/27/94

Rushing Touchdowns: 1 vs. Atlanta, 9/18/94

vs. Houston, 12/18/94

Pass Receptions: 4 vs. Miami, 12/12/94

Receiving Yards: 18 vs. Miami, 12/12/94

Long Reception: 15 vs. Buffalo, 10/30/94



MATT BLUNDIN • 14
Quarterback Ht: 6-6 Wt: 233

How Acquired: Draft (No. 2 - 1992)

College: Virginia

NFL Experience: 4

Birthdate: March 7, 1969

Birthplace: Darby, Pennsylvania

Residence: Overland Park, Kansas

Pro Career: Gifted, young quarterback gained valuable experience during the '95 World League season and is expected to challenge for more playing time . . . Exceptionally talented athlete who possesses a powerful throwing arm . . . Is agile and very intelligent . . . Although his playing time in the NFL has been minimal, he has been able to absorb a great deal of knowledge from coach Paul Hackett as well as quarterbacks Joe Montana, Dave Krieg and Steve Bono . . . Has played in just two regular season games, completing two of eight passes for 15 with one interception . . . Kansas City traded its second-round pick (47th overall) and third-round choice (74th overall) for Dallas' second-round pick (40th overall), which originally belonged to Minnesota, in order to select Blundin. **World League (1995):** Played in nine of 10 games for the World League's Scottish Claymores, including seven starts . . . Missed the regular season finale vs London after suffering an ankle injury in week 9 vs Frankfort . . . Was good on 107 of 221 pass attempts (48.4%) for 1,228 yards with six TDs and 11 INTs for a 53.9 rating . . . Carried the ball six times for 33 yards (5.5 avg.) . . . Hit Chiefs and Claymores teammate Allen DeGraffenreid on a 65-yard TD 22 seconds into the club's Week 9 contest vs Frankfort for the fastest score in World League history . . . Later left the game with an ankle injury . . . **1994:** Suited up for all 16 games, but saw action in just one contest . . . In the final 5:51 of a loss at Buffalo (10/30), he completed one of five passes for 13 yards and one interception . . . Was inactive for 14 games and did not play in 15 . . . During the '94 preseason, he was accurate on 31 of 47 throws, good for an outstanding 66.0% and, 372 yards, with one touchdown and four interceptions. **1993:** Saw first regular season action of young pro career . . . In the final stages of a loss to Houston (9/12), he completed one of three pass attempts for two yards . . . He dressed for all 16 regular season games and all three playoff games, but was the inactive third-quarterback most of the time

. . . Backed up two of the NFL's highest-rated passers of all time in Joe Montana and Dave Krieg . . . In three preseason games, he completed 31 of 58 passes (53.4%) for 371 yards with one TD and three INTs . . . Had his best outing vs. Green Bay (8/7), when he hit 17 of 25 attempts for 222 yards and one score with no INTs. **1992:** Second-round draft pick dressed, but was inactive, for all 16 regular season games and did not see any action . . . Served as the third-string quarterback behind veteran Dave Krieg and Mark Vlasic . . . Was impressive during training camp and during limited playing time in the preseason . . . In a pair of preseason outings, he completed seven of 17 passes for 79 yards with one TD and no INTs.

College/Personal: Lettered three times in football and four times in basketball at Virginia . . . Was a reserve quarterback behind Shawn Moore as a sophomore and junior, then started as a senior, leading the Cavs to the Gator Bowl . . . During his career, he completed 191 of 332 passes (57.5%) for 2,696 yards with 25 touchdowns and just nine interceptions, including bowl games . . . Named ACC Offensive Player of the Year as a senior, hitting on 135 of 224 passes (60.3%) for 1,902 yards with 19 touchdowns and, incredibly, no interceptions . . . Was 12-of-24 for 142 yards with two touchdowns and one interception in the Gator Bowl . . . Missed two games with an elbow injury . . . Had 14 straight completions vs. Duke to set a school record . . . Played in eight games as a backup quarterback during junior campaign, completing 28 of 44 passes (63.6%) for 388 yards with two touchdowns and four interceptions . . . Played in six games as a sophomore, completing 16 of 37 passes (43.2%) for 264 yards with two touchdowns and three interceptions . . . Started at forward on Virginia's '88-89 NCAA Elite Eight basketball squad . . . In 107 games with the basketball team, he scored 388 points (3.6 ppg) and swiped 479 rebounds (4.5 rpg) . . . *Parade Magazine* All-America selection and first team all-state pick as a senior quarterback at Ridley High School in Milmont Park, Pennsylvania . . . Completed 203 of 417 passes for 3,047 yards and 30 touchdowns in 19 games as a two-year starter, leading team to a combined 21-1 record . . . Was a high school teammate of Chiefs offensive lineman Joe Valerio . . . Lettered three times in basketball . . . Averaged 15 points, 16 rebounds and five assists per game as a senior . . . Also lettered in baseball . . . Named top male high school athlete in Pennsylvania for '87 by *USA Today* . . . Graduated from Virginia with a degree in mathematics . . . Enjoys golf and fishing . . . Also an avid bowhunter . . . Full name: Matthew Brent Blundin . . . Married, wife Amy.



BYRON BONDS • 70
Defensive Tackle Ht: 6-3 Wt: 290

How Acquired: Free Agent (1995)
College: Southern Methodist
NFL Experience: 1
Birthdate: April 21, 1972
Birthplace: Paris, Texas
Residence: Dallas, Texas

Pro Career: Strong defensive tackle who is a familiar face to the Chiefs organization . . . Spent this spring with the Barcelona Dragons of the World League . . . Originally signed with Kansas City as a rookie free agent in '94 . . . Spent training camp with the club in River Falls, Wis., but was released prior to the start of the regular season . . . **World League (1995):** Started all 10 World League contests for the Barcelona Dragons . . . Totalled 25 total tackles (21 solo), and one pass defensed for coach Jack Bicknell's club.

College Personal: Was a four-year starter at defensive tackle for SMU . . . Powerful player was one of the strongest players at SMU during his career . . . Finished college career with 163 tackles, 8½ sacks and two fumble recoveries . . . As a senior, he led all Mustang defensive linemen with a career-most 54 tackles . . . Had a career-high nine tackles and a sack against Arkansas . . . Was an honorable mention All-Southwest Conference pick as a junior, when he had 36 tackles, one fumble recovery,

one blocked field goal and one sack . . . Registered 27 tackles and two sacks as a sophomore . . . Received the school's Jim Bradley Award as the most valuable freshman, leading the team with 4½ sacks, the most at SMU since Jerry Ball had seven in '85 . . . Also led paced all defensive linemen with 46 tackles . . . Was a three-time all-district selection on both offense (TE) and defense (DE, LB) at Copper (Tex.) High School . . . Played defensive end as a sophomore and junior, then switched to linebacker his senior season . . . Led team in receiving as a senior with 22 grabs for 337 yards and one score . . . Was also an all-district basketball player . . . Also competed in the shot put and discus for the track squad . . . Was a sociology major at SMU . . . Plays the drums . . . Full name: Byron Jabbar Bonds . . . Single.



STEVE BONO • 13
Quarterback Ht: 6-4 Wt: 215

How Acquired: Trade (San Francisco-1994)
College: UCLA
NFL Experience: 11 (2nd with Chiefs)
Birthdate: June 11, 1962
Birthplace: Norristown, Pennsylvania
Residence: Palo Alto, California

Pro Career: Eleven-year veteran quarterback, who has played in a "West Coast" offense the previous six seasons, will vie for the Chiefs starting job with the retirement of Joe Montana . . . Has a strong arm, intelligence and remarkable composure . . . Joined Chiefs on May 2 of '94 in a trade with the San Francisco 49ers . . . Begins his 11th NFL season with the Chiefs, his second with the team, after logging five years with the 49ers ('89-93), two with the Pittsburgh Steelers ('87-88) and two with the Minnesota Vikings ('85-86) . . . Has appeared in 47 career games, including 11 starts, completing 332 of 596 yards (55.7%) for 3,910 yards with 24 touchdowns and 15 interceptions, good for a 78.2 passer rating . . . Since '91 (his last four seasons), he has been accurate on 282 of 420 throws, (an extraordinary 67.1%) for 3,292 yards with 17 TDs and 11 INTs . . . Has four 300-yard passing games in his last six starts, two with Kansas City ('94) and two with San Francisco ('91) . . . Has a 7-4 record as a starter: 0-2 with the Chiefs, 5-1 with the 49ers and 2-1 with the Steelers replacement squad in '87 . . . Shares a Chiefs record with Montana for most pass attempts in a game with 55 . . . Originally entered the NFL as a sixth-round pick (142nd overall) of Minnesota in the '85 draft. **1994:** Came to Kansas City in a May 2nd trade with the 49ers for a fourth-round draft pick in '95, and once again served as Joe Montana's backup quarterback . . . Saw action in seven games, including a pair of starts, connecting on 66 of 117 passes (56.4%) for 796 yards with four touchdowns and four interceptions . . . Also had four rushes for -1 yard . . . Started vs. Denver (12/4) and Miami (12/12) when Montana was sidelined with a foot injury, and finished both contests with over 300 yards passing . . . Was 18-of-37 for 323 yards and one touchdown in an overtime loss to Denver . . . Completed 33 of 55 passes for 314 yards with two touchdowns and three interceptions in a Monday night setback at Miami . . . The 55 pass attempts tied Montana's team record and the 33 completions were the third-most ever in a Chiefs game . . . Those starts were his first since '91, when he opened six games for San Francisco . . . Got his first TD pass as a Chief with a 32-yard strike to Eric Martin in a win over Seattle (10/23) . . . Was responsible for Kansas City's two longest plays in '94: 62-yard TD pass to Willie Davis vs. Denver (12/4) and a 61-yard aerial to Martin in the same game. **At San Francisco (1989-93):** From '89-93, he served as a backup to Joe Montana and Steve Young, the two highest-rated quarterbacks in the history of the NFL . . . During his five-year stay with San Francisco, he played in 33 games (six starts), hitting on 220 of 359 passes (61.3%) for 2,558 yards with 14 touchdowns and seven INTs, good for a superb 88.0 passer rating . . . In his six starts, the 49ers had a 5-1 record . . . Was signed by the 49ers as a free agent on June 13 of '89 after being released by Pittsburgh in April of that year. **1993:** Saw action in eight games, completing 39 of 61 passes (63.9%) for 416 yards with no touch-

downs and one INT . . . Served as a backup to Steve Young, who was the league's highest-rated passer in '93 . . . In the regular season finale vs. Philadelphia (1/3/94), a 37-34 Eagles win, he replaced Young late in the third quarter and engineered two scoring drives while establishing season highs in pass attempts (29), completions (18) and yards (219) . . . In that game he scored his first touchdown since '87 on a one-yard run . . . In San Francisco's 44-3 playoff win over the Giants (1/15/94), he completed both of his pass attempts for 15 yards. **1992:** Served as Steve Young's backup, appearing in 15 games, primarily as a holder on placements . . . Completed 36 of 56 passes (64.3%) for 463 yards with two touchdowns and two INTs . . . Relieved Young, who suffered a concussion in the first quarter, at N.Y. Giants (9/6) and tossed a pair of touchdown passes to Tom Rathman . . . Replaced Young in five other games during the regular season . . . Replaced Young (flu) at the beginning of the third series vs. Phoenix (11/1) and hit on 17 of 24 passes for 222 yards with an INT . . . Played in both of San Francisco's playoff contests as a holder. **1991:** Enjoyed his finest season as a pro, starting six of nine games . . . Finished the year as the NFL's fourth-highest-rated passer . . . Completed 141 of 237 passes (59.5%) for 1,617 yards with 11 touchdowns and four interceptions, good for an 88.5 passer rating . . . Had a string of three straight games in which he threw three touchdown passes, including a 28-14 victory over the Chiefs (12/14), when he was 24-of-33 for 220 yards . . . Had a pair of 300-yard passing days, getting 306 with a touchdown vs. L.A. Rams (11/25) and a career-high 347 with three scoring passes in a comeback victory over New Orleans (12/1) . . . Named NFC Offensive Player of the Week for his performance against the Saints . . . Dressed but did not play in six of the first eight weeks . . . Replaced Steve Young (knee injury) in second half at Atlanta (11/3) and started the next six games (49ers were 5-1) . . . Threw a game-winning 15-yard TD pass to John Taylor with 1:08 remaining to lead a come-from-behind win at Seattle (12/8) . . . Suffered a knee injury in the Kansas City game and was replaced by Young. **1990:** Did not play in any games as the third-string quarterback behind Joe Montana and Steve Young . . . Did dress five times. **1989:** Signed by the 49ers as a free agent on June 13 . . . Saw action in one game, against N.Y. Jets (10/29), completing four of five passes for 62 yards and a touchdown (45 yards to Jerry Rice) . . . Was inactive during the 49ers playoff run to a victory in Super Bowl XXIV. **At Pittsburgh (1987-88):** Played in five games as a member of the Steelers from '87-88, completing 45 of 109 passes (41.3%) for 548 yards with seven touchdowns and four INTs . . . Originally signed by Pittsburgh on March 25 of '87, was waived and re-signed as replacement player during the '87 strike. **1988:** Served as a backup to Bubby Brister and Todd Blackledge . . . Played in two games, attempting 35 passes with 10 completions (28.6%) for 110 yards with one touchdown and two INTs. **1987:** Was signed as a free agent on March 25, released on September 7 and re-signed as a replacement player on September 24 . . . Started all three replacements games, completing 34 of 74 passes (45.9%) for 438 yards with five touchdowns and two INTs . . . The Steelers were 2-1 in the three games . . . In first career start vs. Atlanta (10/4), he threw his first TD pass and rushed for his first score . . . Against Indianapolis (10/18), he threw a one-yard TD pass to John Stallworth for the 500th reception of the wide receiver's career. **At Minnesota (1985-86):** Selected by the Vikings in the sixth round of the '85 draft and appeared in just two games with the club over two seasons . . . Was two-of-11 for eight yards. **1986:** Was released by Minnesota on Oct. 4, then re-signed on Nov. 9, before being let go for good on Dec. 9 . . . Attempted one pass, a three-yard completion, in one game (Tampa Bay, 11/30). **1985:** Minnesota's sixth-round draft choice saw action in one outing (Philadelphia, 12/1), when he hit on one of 10 passes for five yards.

College/Personal: Finished his college career at UCLA, ranked seventh (is now 10th) on the school's all-time passing yardage list with 2,165 . . . Completed 177 of 315 passes (56.2%) with 12 touchdowns . . . As a senior in '84, he was 136-245 for 1,576 yards and nine touchdowns for a 9-3 Bruins squad that won the Fiesta Bowl and ranked ninth in the nation . . . Missed three games his senior year with an ankle injury . . . Established then-school records with 400 yards in total offense and 399 passing yards in his first college start as a junior vs. BYU (10/1/83); Steve Young posted 324 yards of total offense in that game . . . Won four letters

1992 - San Francisco 49ers

Date	Opp.	Att.	Comp.	Yards	TD	Int.	W/L
9/6	@ N.Y. Giants	22	15	187	2	0	W
9/20	@ N.Y. Jets	5	3	41	0	1	W
10/18	Allanta	3	0	0	0	0	W
11/1	@ Phoenix	24	17	222	0	1	L
11/9	@ Atlanta	1	1	13	0	0	W
12/6	Miami	1	0	0	0	0	W

1993 - San Francisco 49ers

Date	Opp.	Att.	Comp.	Yards	TD	Int.	W/L
11/14	@ Tampa Bay	5	2	14	0	0	W
11/22	New Orleans	4	3	39	0	0	W
11/29	@ L.A. Rams	5	2	26	0	0	W
12/19	@ Detroit	5	3	39	0	0	W
12/25	Houston	13	11	79	0	0	L
1/3	Philadelphia	29	18	219	0	1	L

Playoffs

1/15	N.Y. Giants	2	2	15	0	0	W
------	-------------	---	---	----	---	---	---

1994 - Kansas City Chiefs

Date	Opp.	Att.	Comp.	Yards	TD	Int.	W/L
10/23	Seattle	2	2	41	1	0	W
10/30	@ Buffalo	10	5	65	0	1	L
11/27	@ Seattle	12	7	39	0	0	L
12/4	Denver	37	18	323	1	0	L*
12/12	@ Miami	55	33	314	2	3	L*
12/24	@ L.A. Raiders	1	1	14	0	0	W

* Indicates games started.

VAUGHN BOOKER ● 99

Defensive End Ht: 6-5 Wt: 293

How Acquired: Free Agent (1994)

College: Cincinnati

NFL Experience: 2

Birthdate: February 24, 1968

Birthplace: Cincinnati, Ohio

Residence: Kansas City, Missouri



Pro Career: Extremely athletic defensive lineman should play a larger role on the Chiefs defensive in his second NFL campaign . . . Relentless performer whose "motor is always running" . . . Very quick despite his large frame . . . Joined Chiefs as a free agent on May 2nd of last year after logging two seasons in the Canadian Football League . . . Made a splash in first NFL season as a backup defensive end to Neil Smith and Darren Mickell last year . . . Collected 24 tackles, ½-sack, two forced fumbles, two fumble recoveries and nine quarterback pressures . . . Recovered a John Elway fumble on the last play to seal a thrilling, 31-28, comeback win at Denver (10/17) . . . Made other fumble recovery at San Diego (10/9) . . . Had a season-high five tackles and ½-sack against the Broncos (12/4) . . . Played in 13 contests and was inactive for three others . . . Credited with three tackles in playoff loss at Miami (12/31). **Canadian Football League (1992-93):** Was a starting defensive end for the CFL's Winnipeg Blue Bombers in '92-93 . . . In '93 he registered 26 tackles (15 solos) and four sacks . . . The season before he accumulated 77 tackles (41 solos), two sacks and four fumble recoveries . . . Signed with Winnipeg as a free agent in '92.

College/Personal: As a 216-pound freshman linebacker at Cincinnati in '87, he led the team in tackles with 118 and added two sacks . . . In a game against East Carolina, he set a school single-game record with 24 tackles . . . From '88-90, he served in the U.S. Army, then returned to the Bearcats in '91, when he had 32 tackles and 5½ sacks . . . Was a two-time all-city performer at Cincinnati Taft High School, where he was a defensive lineman, tight end and placekicker . . . As a senior, he caught 23 passes for 676 yards and six touchdowns . . . Also participated in basketball and track . . . Boxed during his stint in the U.S. Army . . . Enjoys fishing and photography . . . Brother, Anthony, was a defensive tackle at Indiana State from '88-91 . . . Full name: Vaughn Jamel Booker . . . Married, wife Sheila, three children, Vaughn, Jr. (8), Breana (4) and DeVaughn (2).

BOOKER'S NFL STATISTICS

Year	Team	G-S	Tackles			Fum.	For.	Sacks/
			Tkls.	Asst.	Tot.	Rec.	Fum.	Yards
1994	Kansas City	13-0	18	6	24	2	2	0.5/4.5
Totals		13-0	18	6	24	2	2	0.5/4.5

Additional Stats: Returned 2 kickoffs for 10 yards in '94.

Postseason: 1 game with 3 tackles in '94.



WESLEY CARROLL ● 4
Wide Receiver Ht: 6-2 Wt: 194

How Acquired: Free Agent (1995)

College: Miami (Florida)

NFL Experience: 4

Birthdate: September 6, 1967

Birthplace: Cleveland, Ohio

Residence: Miami, Florida

Pro Career: Veteran receiver and fluid runner with instinctive open-field skills . . . Excellent leaper capable of bringing the ball down in a crowd . . . Has experience as a punt returner, as well . . . In his fourth NFL season, still attempting to tap the potential which made him a second-round draft pick (42nd overall) of the New Orleans Saints in '91 . . . Begins his second stint with the Chiefs, resigning with the club in February of '95. **1994:** Originally inked with Kansas City on August 11, 1994, but was released prior to the start of the regular season . . . Also spent time in camp with the Indianapolis Colts . . . Signed with the Colts in May. **At Cincinnati (1993):** Spent the majority of the season in Cincinnati . . . In 12 games of reserve action with the Bengals in '93, he caught six passes for 81 yards . . . Saw first action in Game 3 vs. Pittsburgh (9/19) . . . Enjoyed best outing with a two-reception, 40-yard effort vs. Cleveland (10/17) . . . Added another two-reception performance vs. the L.A. Rams (12/19) . . . Signed with Cincinnati (8/31) after being released by New Orleans. **At New Orleans (1991-92):** Played 28 games with the Saints, including five starts . . . Posted 36 catches for 476 yards (13.2 avg.) and three TDs. **1992:** Played in all 16 games with the Saints, including five starts . . . Caught passes in 12 of 16 games . . . Tallied 18 catches for 292 yards and two TDs . . . His 18 receptions ranked sixth on the squad . . . Grabbed a career-long 72-yard TD reception vs. Chicago (9/13) . . . Earned first career start at Atlanta (9/20). **1991:** Posted 18 catches for 184 yards and one score during rookie campaign . . . Joined the club for camp in mid-August, which slowed his progress . . . Caught only one pass during first five games of the season . . . Proceeded to haul in receptions in each of the Saints next seven contests . . . Grabbed a career-best four receptions vs. the L.A. Rams (11/3) . . . Also brought in a 31-yard TD vs. the Rams, his first pro score.

College/Personal: Started two years at Miami after transferring from Northwest Mississippi Junior College . . . Totalled 114 receptions for 1,772 yards and 11 TDs for the Hurricanes . . . Hauled in 61 receptions for 952 yards as senior, the second-best seasonal marks in school history in both catches and yardage . . . Caught a career-high 11 passes for 208 yards vs. California as a senior . . . That performance still ranks as the second-best single day receiving mark in Hurricane history . . . Grabbed an 88-yard TD pass as a junior in '89, which tied for the longest scoring reception in Miami annals . . . Current Indianapolis Colts signal-caller, Craig Erickson, was Carroll's collegiate QB at Miami . . . Also returned 42 punts for 382 yards (9.1 avg.) during his stay in Coral Gables . . . Was a prep all-conference and all-district selection at John Hay High School in Cleveland, Ohio . . . Holds a degree in broadcast communications from Miami . . . Spent the past off-season working as a stage manager for NBC affiliate WTVJ-TV in Miami . . . Full name: Wesley Byron Carroll . . . Single.

CARROLL'S NFL STATISTICS

Pass Receiving

Year	Team	G-S	No.	Yds.	Avg.	LG	TD
1991	New Orleans	12-0	18	184	10.2	31	1
1992	New Orleans	16-5	18	292	16.2	72	2
1993	Cincinnati	12-0	6	81	13.5	28	0
Totals		40-5	42	557	13.3	72	3

Single Game Career Highs

Pass Receptions: 4 vs. L.A. Rams, 11/3/91
 Receiving Yards: 72 vs. Chicago, 9/13/92
 Long Reception: 72 vs. Chicago, 9/13/92
 Touchdowns: 1, three times



DALE CARTER • 34
Cornerback Ht: 6-1 Wt: 188

How Acquired: Draft (No. 1 - 1992)
College: Tennessee
NFL Experience: 4
Birthdate: November 28, 1969
Birthplace: Covington, Georgia
Residence: Kansas City, Missouri

Pro Career: Pro Bowl cornerback and dangerous kick returner is one of the most exciting players to ever slip on a Chiefs uniform . . . Ventured to his first Pro Bowl following the '94 season, just his third in the NFL . . . Established himself as one of the league's most explosive return men as a rookie, and has now matured into one of the game's most respected cornerbacks . . . Has blazing speed and an amazing ability to make up lost ground to close on the ball . . . Took over Kansas City's starting left cornerback position midway through the '93 season, then became the club's starter at right corner last year . . . Was a nickel back and backup corner during his '92 rookie campaign . . . Has started 36 of 47 games he has played in . . . Has been the team's leader in pass deflections the past three seasons, racking up a total of 42 . . . Has registered 10 interceptions, including one returned for a touchdown, and 207 tackles, good for an impressive average of 69 per season . . . Has returned 81 punts for a lofty 9.5-yard average and two touchdowns (46 and 86 yards) . . . His 81 punt returns are the third-most in Chiefs history (J.T. Smith - 220 & Ed Podolak - 86), while his 769 yards rank second all-time (Smith - 2,322) . . . Also has 11 kickoff returns for a 17.3-yard average . . . Was a consensus all-rookie selection in '92, while also winning the prestigious Bert Bell Trophy as the NFL Rookie of the Year . . . Scored a touchdown the very first time he touched the ball in an NFL game, on a 46-yard punt return . . . Selected by Kansas City in the first round (20th overall) of the '92 draft. **1994:** Earned first Pro Bowl trip after stellar third NFL season . . . Was third on the team with 94 tackles, an incredible number for a cornerback, in 16 games (all starts) . . . Picked off two passes and topped team in pass deflections with 15 . . . Had a superb outing on a nationally-televised Sunday night game at Atlanta (9/18), breaking Jeff George's streak of 279 games without an interception with a first-quarter pick that set up Kansas City's first score; also had a career-high 14 tackles and four passes defended in the outing . . . Spent most of the Falcons game on Andre Rison, who had 26 catches in the first two games of the season, but managed just three against Carter . . . Had other interception in big win over Cleveland (11/20) . . . Led team in tackles vs. Houston (12/18) with 11 . . . Returned 16 punts at a 7.8-yard clip . . . Broke off a 42-yard punt return vs. Seattle (11/27), his longest since his rookie season. **1993:** Became a full-time starter at right cornerback, starting 11 of 16 games . . . Missed the season finale and all three playoff games after suffering a broken forearm at Minnesota (12/26) . . . Started the first three games of the year at left CB when Albert Lewis was out with a broken forearm, served as a backup the next four contests, then opened the next eight games when Kevin Ross was moved to free safety . . . Was eighth on the club with 58 tackles (43

solos) . . . Added 12 pass deflections (second on team), one interception and one forced fumble . . . Made lone interception of the season in win over Buffalo (11/28) . . . Made at least five tackles in seven games . . . Starred on special teams: returned 27 punts for a 9.1-yard average (sixth in AFC), blocked a PAT and made 10 coverage tackles (fourth on team) . . . Saw action on offense, lining up for three plays as a wide receiver . . . Had one carry for two yards on a reserve vs. Buffalo (11/28). **1992:** Excelled as both a cornerback and return man as a rookie . . . Won the Bert Bell Trophy as the NFL Rookie of the Year . . . Also named NFL Rookie of the Year by the Pro Football Writers . . . Earned NFL Defensive Rookie of the Year honors from AP and *Pro Football Weekly*; was co-winner by *College and Pro Football Newsweekly* . . . UPI named him their top AFC rookie . . . Made every all-rookie team . . . Was selected by the Chiefs in the first round of the '92 draft (20th overall) . . . Let everyone know from the outset how electrifying he was by scoring a touchdown the very first time he touched the ball in an NFL game, racing 46 yards with a punt return in the season opener at San Diego (9/6) . . . Also had an 86-yard punt return for a score against the Seahawks (11/22) . . . The 86-yard runback was the second-longest punt return in team history (J.T. Smith, 88 yards, 9/23/79) . . . His two punt return touchdowns tied a Chiefs single-season record (Smith in '79 & '80) . . . His 10.5-yard punt return average placed him fourth in the AFC and seventh in the NFL, while being the Chiefs best since '81 (Smith, 10.6) . . . Was a first team All-AFC choice as a punt returner by UPI . . . Also returned 11 kickoffs for a 17.3-yard average . . . An injury to Albert Lewis gave Carter more playing time on defense than expected, and he responded admirably despite being constantly tested . . . Started nine of 16 games, amassing 55 tackles, a team-leading seven interceptions (one for a TD) and 15 pass deflections (led team) . . . His seven picks were the second-most ever by a Chiefs rookie (Bobby Hunt had eight in '62) and the most by a Chiefs defender since Deron Cherry had seven in '88 . . . The seven INTs also tied for the third-most in the NFL in '92 . . . Had a brilliant 36-yard interception return for a touchdown in playoff-clinching win over Broncos (12/27) . . . Made successful switch from college safety to pro cornerback.

College/Personal: Was a standout free safety and return man at Tennessee, earning first team All-America honors as a senior . . . Played just two seasons of major college football after transferring to Tennessee from Ellsworth (Iowa) Junior College . . . As a two-year starter for the Vols, he collected 108 tackles (84 solos), nine interceptions and 10 pass deflections . . . Averaged 27.7 yards on 44 kickoff returns and 9.9 yards on 53 punt returns . . . Scored two touchdowns (one on an interception return and one on a kickoff return) . . . Earned first team All-America mention from AP, Football Writers Association, *Football News* and Walter Camp, and was a consensus All-SEC pick and a finalist for the Jim Thorpe Award as a senior . . . Led the Vols secondary with 50 tackles (41 solos) and four interceptions . . . Returned 27 kickoffs for a 23.1-yard average and 24 punts for a 5.9-yard average . . . Garnered first team All-America honors from *The Sporting News* and second team recognition from AP as a kick returner as a junior . . . Started all year at free safety, recording 58 stops (43 solos) and five interceptions (second in SEC) . . . Was nation's leading kickoff returner with 507 yards on 17 returns for a lofty 29.8-yard average . . . Returned 29 punts for 381 yards and an excellent 13.1-yard average . . . Two-time first team All-America selection at Ellsworth JUCO . . . Set a school career record with 17 interceptions (11 as a freshman and six as a sophomore) . . . Returned six kickoffs for scores during his JUCO career . . . Saw some action at wide receiver . . . Standout wide receiver and kick returner at Newton County High School in Covington, Georgia . . . Led team to a 10-1 record as a senior, returning a punt or kickoff for a touchdown in every contest that year . . . In '94 he started a community program that benefits Genesis School, an alternative school that gives at-risk children a second chance at education. The program is called "One on One: Dale Carter and the Genesis School" . . . Older brother, Jake Reed, is a wide receiver with the Minnesota Vikings . . . Full name: Dale Lavelle Carter . . . Single.

CARTER'S NFL STATISTICS

Year	Team	G-S	Interceptions				Tackles			Fum.
			No.	Yds.	LG	TD	Solos	Asst.	Tot.	Rec.
1992	Kansas City	16-9	7	65	36	1	39	16	55	0
1993	Kansas City	15-11	1	0	0	0	43	15	58	0
1994	Kansas City	16-16	2	24	24	0	50	44	94	0
Totals		47-36	10	89	36	1	132	75	207	0

Year	Team	No.	Punt Returns				Kickoff Returns				
			Yds.	Avg.	LG	TD	No.	Yds.	Avg.	LG	TD
1992	Kansas City	38	398	10.5	86	2	11	190	17.3	39	0
1993	Kansas City	27	247	9.1	30	0	0	0	0.0	0	0
1994	Kansas City	16	124	7.8	42	0	0	0	0.0	0	0
Totals		81	769	9.5	86	2	11	190	17.3	39	0

Additional Stats: Had one carry for two yards in '93.

POSTSEASON

Year	Team	G-S	Interceptions				Tackles			Fum.
			No.	Yds.	LG	TD	Solos	Asst.	Tot.	Rec.
1992	Kansas City	1-0	0	0	0	0	1	0	1	0
1994	Kansas City	1-1	0	0	0	0	5	0	5	0
Totals		2-1	0	0	0	0	6	0	6	0

Year	Team	No.	Punt Returns				Kickoff Returns				
			Yds.	Avg.	LG	TD	No.	Yds.	Avg.	LG	TD
1992	Kansas City	1	1	1.0	1	0	1	5	5.0	5	0
1994	Kansas City	1	7	7.0	7	0	0	0	0.0	0	0
Totals		2	8	4.0	7	0	1	5	5.0	5	0

Single Game Career Highs

Interceptions: 1, 10 times
 Int. Return Yards: 36 vs. Denver, 12/27/92
 Punt Returns: 5 vs. Denver, 12/27/92
 vs. Denver, 9/5/93
 Punt Return Yards: 100 vs. Seattle, 11/22/92
 Long Punt Return: 86 vs. Seattle, 11/22/92
 Punt Return Touchdowns: 1 vs. San Diego, 9/6/92
 vs. Seattle, 11/22/92



PERRY CARTER • 22
Cornerback Ht: 5-11 Wt: 206

How Acquired: Free Agent (1995)
College: Southern Mississippi
NFL Experience: 1
Birthdate: August 15, 1971
Birthplace: McComb, Mississippi
Residence: Tempe, Arizona

Pro Career: Excellent coverage corner with blazing speed and outstanding leaping ability . . . Is an exciting player once he gets his hands on the ball . . . Was signed by Kansas City as a free agent on January 5th of this year . . . Spent final three weeks of the '94 season on the Chiefs practice squad . . . Also had one-week practice-squad stints with the Washington Redskins and Arizona Cardinals . . . Was selected by the Cardinals in the fourth round (107th overall) of the '94 draft . . . Was released by Arizona before the start of the regular season.

College/Personal: Finished his college career at Southern Mississippi with 89 tackles (69 solos), 11 interceptions and 16 pass deflections . . . Holds a school record with four interceptions returned for touchdowns . . . Also returned 50 punts for a 7.0-yard average and one touchdown (86 yards) . . . Was a starting cornerback his junior and senior season . . . Had 40 tackles and four interceptions as a senior, and 35 stops and five picks, three returned for scores, as a junior . . . Was also a standout track performer at Southern Mississippi, winning the Metro Conference 100-meter title in '92 with a 10.69 clocking . . . Finished third in the 200 meters with a 22.09 time . . . Was an all-state selection as a quarterback, wide receiver and defensive back at South Pike High School in Magnolia, Mississippi . . . Excelled on the track squad, winning the state 200-meter dash as a senior with a 21.06 time . . . Graduated from Southern Mississippi with a degree in radio, television and film . . . Full name: Perry Len Carter . . . Married, wife Nicole, one child.



KEITH CASH • 89
Tight End Ht: 6-4 Wt: 242

How Acquired: Plan B Free Agent (1992)
College: Texas
NFL Experience: 5 (4th with Chiefs)
Birthdate: August 7, 1969
Birthplace: San Antonio, Texas
Residence: Austin, Texas

Pro Career: Has developed into one of the NFL's top, young tight ends . . . Hoping to rebound from knee injury in '94 that cost him 10 games . . . Has been one of Kansas City's most reliable offensive weapons when healthy the past year and a half . . . In his last 21 games (including four playoff tilts), he has hauled in 62 passes for 686 yards and seven touchdowns; in the first 25 games (one playoff) of his NFL career, he made 21 grabs for 217 yards and three scores . . . Former college wide receiver has excellent hands, quick feet and big-play ability . . . Joined Chiefs in '92 as a "Plan B" free agent from the Pittsburgh Steelers . . . In 41 career regular season games (15 starts), he has 62 catches for 637 yards (10.3 avg.) and nine touchdowns . . . In five playoff appearances, all with Kansas City, he has latched onto 21 passes for 266 yards and one touchdown . . . His 21 playoff receptions are the third-most in Chiefs playoff history (Otis Taylor and J.J. Birden each had 27) . . . The 266 playoff receiving yards are also the third-most in franchise history (Taylor - 481 & Birden - 363) . . . His nine receiving touchdowns from '92-94 tie Birden for the second-most on the team behind Willie Davis (15) . . . Originally entered the NFL as a seventh-round pick (188th overall) of the Washington Redskins in '91 . . . Was waived by Washington that preseason and quickly signed as a free agent with Pittsburgh. **1994:** Was set for a break-through season when he suffered a sprained knee at San Diego (10/9) and missed the next 10 games . . . In the first five games, he had 19 catches for 192 yards and two touchdowns, which ended up being his season totals . . . Had a touchdown grab in each of the first two games: two yards vs. New Orleans (9/4) and eight yards against San Francisco (9/11) . . . His absence for most of the season was one of the primary reasons the Chiefs had difficulty scoring inside the 20 . . . Set career highs with seven catches and 73 receiving yards at Atlanta (9/18) . . . Returned for the season finale at L.A. Raiders (12/24) and did not have a reception . . . Made three catches for 38 yards in playoff loss at Miami (12/31). **1993:** Came on strong during the second half of the regular season and the playoffs . . . In 15 games, he caught 24 passes for 242 yards . . . Had four receiving touchdowns, second on the team to Willie Davis' seven . . . Made just three catches the first six games of the season and 39 the last 13, including playoffs . . . Missed the season opener vs. Tampa Bay (9/5) with a shoulder injury . . . Best outing of the regular season came against Minnesota (12/26), when he caught five passes for 53 yards and a score (two yards) . . . His other three touchdowns came against Miami (10/31), L.A. Raiders (11/14) and Buffalo (11/28) . . . Was simply spectacular in the playoffs, leading the team with 18 catches for 223 yards and one touchdown . . . His fourth-quarter blocked punt in the Steelers playoff game (1/8/94) set the stage for game-tying touchdown in 27-24 win . . . In that game he led the club with seven receptions for 56 yards . . . Caught four passes for 80 yards in 28-20 comeback, postseason victory over Houston (1/16/94) . . . His third-quarter seven-yard TD grab sparked the win . . . At Houston, on third-and-one with Kansas City up, 21-20, he turned a short gain into a 41-yard romp, setting up Marcus Allen's game-clinching TD run . . . Topped the club with six catches for 87 yards in playoff loss at Buffalo (1/23/94) . . . Finished the year tied for sixth on the club with seven special teams tackles. **1992:** "Plan B" acquisition quickly asserted himself, starting eight of 15 games . . . The eight starts came when the Chiefs used a two-tight end set . . . Made 12 catches for 113 yards and two touchdowns . . . Had two-yard touchdowns against both the Jets (11/29) and Raiders (12/6) . . . Missed Redskins game (11/15) with a sprained ankle . . . Had one catch for five yards in playoff game vs. San Diego (1/2/93). **1991:** Was drafted by Washington in the seventh round, but was waived during the preseason . . . Joined the

Steelers as a free agent on Sept. 3 and was a member of the club's practice squad for 11 weeks . . . Was activated on Nov. 23 when tight end Eric Green was placed on injured reserve . . . Played in five games, including two starts, finishing the year with seven receptions for 90 yards and one score (19 yards vs. Cincinnati, 12/15).

College/Personal: During his college career as a wide receiver at Texas, he hauled in 56 passes for 921 yards and 13 touchdowns . . . Played alongside his twin brother, Kerry, at Texas . . . Kerry, a five-year NFL veteran now with the Oakland Raiders, has 103 career catches for 1,131 yards and seven TDs . . . Caught a career-high 33 passes for 605 yards and six touchdowns as a senior at Texas . . . As a senior at Holmes High School in San Antonio, Texas, he caught 55 passes for 1,025 yards and 12 touchdowns; his brother caught 53 passes for 857 yards and 11 scores . . . Was also on the basketball and track squads . . . Full name: Keith Lovell Cash . . . Married, wife Gwen.

CASH'S NFL STATISTICS

Pass Receiving

Year	Team	G-S	No.	Yds.	Avg.	LG	TD
1991	Pittsburgh	5-2	7	90	12.9	20	1
1992	Kansas City	15-8	12	113	9.4	19	2
1993	Kansas City	15-0	24	242	10.1	24	4
1994	Kansas City	6-5	19	192	10.1	31	2
Totals		41-15	62	637	10.3	31	9

Additional Stats: Returned one punt for six yards in '91, returned one kickoff for 36 yards in '92, and had one carry for 0 yards in '93.

PLAYOFFS

Pass Receiving

Year	Team	G-S	No.	Yds.	Avg.	LG	TD
1992	Kansas City	1-0	1	5	5.0	5	0
1993	Kansas City	3-1	17	223	13.1	41	1
1994	Kansas City	1-0	3	38	12.7	22	0
Totals		5-1	21	266	12.7	41	1

Single Game Career Highs

Pass Receptions: 7 vs. Atlanta, 9/18/94

Receiving Yards: 73 vs. Atlanta, 9/18/94

Touchdowns: 1, nine times



MARK COLLINS • 25
Cornerback Ht: 5-10 Wt: 196

How Acquired: Unrestricted Free Agent (1994)

College: Cal State-Fullerton

NFL Experience: 10 (2nd with Chiefs)

Birthdate: January 16, 1964

Birthplace: St. Louis, Missouri

Residence: Redlands, California

Pro Career: Steady 10-year veteran returns as the Chiefs starter at left cornerback in '95 . . . Has superb coverage skills and is a hard-hitting run stopper as well . . . Approaches the game with charisma and remarkable professionalism . . . Showed excellent man-to-man coverage skills, an ability he did not showcase much in the New York Giants zone defense . . . Spent eight seasons with Giants before joining the Chiefs as an unrestricted free agent on April 26th of '94 . . . Has opened 117 of the 126 games he has played in . . . Played a major role on two Giants Super Bowl teams and has received All-NFL and all-conference recognition . . . Member of New York squads that won Super Bowls XXI and XXV . . . Durable performer has missed just 14 games in nine NFL seasons . . . Has collected 19 interceptions, including two returned for touchdowns, 579 tackles (485 solos), five forced fumbles, four fumble recoveries and 5½ sacks . . . In 10 playoff affairs (seven starts), he has racked up two interceptions, 45 tackles (38 solos) and one forced fumble . . . Entered the NFL as a second-round pick (44th overall) of the Giants in the '86

draft. **1994:** Became a Chief on April 26th, when the club signed him as an unrestricted free agent from the Giants . . . Manned the left cornerback spot all season, started 13 of the 14 games he played in . . . Registered 64 tackles, one interception, which he returned for a score, two sacks, one forced fumble, one fumble recovery and seven pass deflections . . . His 64 tackles were seventh-most on the team and third among defensive backs . . . His 78-yard interception return for a touchdown on the last play of the first half at L.A. Raiders (12/24) was the key play in a 19-9 victory that put the Chiefs into the playoffs . . . It was Kansas City's lone defensive touchdown of the season and first interception return for a score since 12/27/92 (Dale Carter vs. Denver) . . . Had nine tackles and a sack in win over 49ers (9/11) . . . Suffered a thigh bruise on the opening kickoff at Buffalo (10/30) and missed the remainder of the game . . . Missed Games 11 and 12 with a neck strain . . . In the playoff loss at Miami (12/31), he was credited with seven tackles. **At N.Y. Giants (1986-93):** Logged 112 games with the Giants, starting 104 of those . . . In his eight seasons in New York, he recorded 17 interceptions, 515 tackles, four forced fumbles, three fumble recoveries and 3½ sacks . . . A member of two Giants Super Bowl champions, he took part in nine playoff tilts, picking off two passes and making 38 tackles, 1993; Started all 16 games at left cornerback, finishing the year tied with Greg Jackson for the team interception lead with four . . . Also contributed 71 tackles (61 solos) and a team-leading 18 passes defended . . . His 71 tackles also tied Jackson for fourth on the team . . . Returned one of his interceptions a career-long 50 yards for his first career touchdown vs. L.A. Rams (9/19) . . . Also had picks against Tampa Bay (9/12), Miami (12/5) and Phoenix (12/26) . . . Made a season-high nine tackles vs. Dallas (1/2/94) . . . Opened both playoff games and was credited with 10 tackles (eight solos) . . . Earned All-NFL honors from *Sports Illustrated* and second team All-NFL mention from *College and Pro Football Newsweekly*. 1992: Started first 14 games before missing the final two with a rib injury . . . Finished third on the team with 67 tackles (62 solos) . . . Led team with 11 passes defended, had one interception (Philadelphia, 11/22) and added a forced fumble. 1991: Set a career-high with four interceptions, getting 77 yards in returns . . . Led the secondary in tackles with 80, the second-highest total of his career, and in passes defended with 15 . . . Also recovered a fumble and caused one . . . Picked off passes vs. Chicago (9/15), Pittsburgh (10/14), Tampa Bay (11/24) and Philadelphia (12/8). 1990: Missed Games 3-5 with a sprained ankle, but rebounded to have one of his finest seasons and earned All-NFC accolades . . . Finished with 51 tackles, a forced fumble, nine passes defended and two interceptions . . . Got interceptions against Philadelphia (9/9) and New England (12/30) . . . Turned in an outstanding postseason performance, limiting San Francisco's Jerry Rice to five catches for 54 yards, in the NFC Championship Game (1/20/91) . . . Then recorded six tackles against Buffalo in 20-19, Super Bowl XXV victory, earning Defensive MVP honors from *The Sporting News* . . . Also intercepted a pass in playoff win over Chicago (1/13/91). 1989: Earned All-NFL honors after registering a career-high 81 tackles along with two interceptions and 12 passes defended . . . Started all 16 games . . . Added a sack against Phoenix (11/5) . . . Had eight tackles, broke up four passes and picked off a pass in playoff loss to Rams (1/7/90). 1988: Was limited in later part of the season and missed five of last six games with an abdominal hernia . . . Still had 56 tackles, was second on the team with 12 passes defended, and picked off a pass (Washington, 10/2). 1987: Started 11 games and led the secondary with 49 tackles, 10 passes defended and two interceptions . . . Got a sack at St. Louis (12/13). 1986: Became a starter at left cornerback when Elvis Patterson suffered a groin injury . . . Got his first start vs. New Orleans (9/28) and opened nine of 15 games during his rookie season . . . Finished his initial pro campaign with 60 tackles, 14 passes defended and an interception (San Diego, 9/14) . . . Named to *Pro Football Weekly's* all-rookie team . . . Returned 11 kickoffs for an 18.5-yard average and three punts for 11 yards . . . Made eight tackles in three playoff games as a backup . . . Played in the Giants 39-20 victory over the Broncos in Super Bowl XXI . . . Drafted by the Giants in the second round and was the third defensive back taken that year behind Roderick Jones (Bucs) and Lewis Billups (Bengals).

College/Personal: Was a four-year letterman at Cal State-Fullerton, where he established a school record with 20 career interceptions . . . Set

a school and PCAA record with four interceptions in a single game . . . Team captain, All-America pick and PCAA Defensive Player of the Year as a senior in '85 . . . Played in East-West Shrine Game, Blue-Gray Game and Senior Bowl . . . In '91 he became just the second Cal State-Fullerton player ever to have his jersey (No. 5) retired (RB Obie Graves' No. 25 is the other) . . . Fullerton dropped its football program in '92 . . . Played baseball as a freshman and sophomore for Fullerton's powerful squad . . . Earned 10 varsity letters in football basketball and baseball at Pacific High School in San Bernardino, Cal. . . . Was the football team captain as a senior running back . . . Was recognized with the Ken Hubbs Memorial Award as the outstanding senior athlete in the San Bernardino-Colton area . . . Active with Special Olympics in California . . . Owns a sports retail business in southern California, called, "Sportstuff" . . . Grew up in St. Louis, where his childhood idol was Cardinal baseball great Lou Brock . . . Enjoys listening to jazz . . . Full name: Mark Anthony Collins . . . Single.

COLLINS' NFL STATISTICS

Year	Team	G-S	Interceptions				Tackles			Fum.	For.
			No.	Yds.	LG	TD	Solos	Asst.	Tot.	Rec.	Fum.
1986	N.Y. Giants	15-9	1	0	0	0	45	15	60	1	1
1987	N.Y. Giants	11-11	2	28	28	0	44	5	49	0	0
1988	N.Y. Giants	11-11	1	13	13	0	54	2	56	0	0
1989	N.Y. Giants	16-16	2	12	12	0	72	9	81	1	0
1990	N.Y. Giants	13-12	2	0	0	0	45	6	51	0	1
1991	N.Y. Giants	16-15	4	77	41	0	62	18	80	1	1
1992	N.Y. Giants	14-14	1	0	0	0	62	5	67	0	1
1993	N.Y. Giants	16-16	4	77	50	1	61	10	71	0	0
1994	Kansas City	14-13	2	83	78	1	40	24	64	1	1
Totals		126-117	19	290	78	2	485	94	579	4	5

Additional Stats: Sacks - 1.5 in '87, 1 in '89, 1 in '93 & 2 in '94, Total: 5.5. Kickoff Returns - 11 for 204 yards (18.5 avg.) in '86, 4 for 67 yards (16.8 avg.) in '88 & 1 for 0 yards in '89. Total: 16 for 271 yards (16.9 avg.) Punt Returns - 3 for 11 yards in '86.

POSTSEASON

Year	Team	G-S	Interceptions				Tackles			Fum.	For.
			No.	Yds.	LG	TD	Solos	Asst.	Tot.	Rec.	Fum.
1986	N.Y. Giants	3-0	0	0	0	0	6	2	8	0	0
1989	N.Y. Giants	1-1	1	0	0	0	8	0	8	0	0
1990	N.Y. Giants	3-3	1	11	11	0	10	2	12	0	0
1993	N.Y. Giants	2-2	0	0	0	0	8	2	10	0	1
1994	Kansas City	1-1	0	0	0	0	6	1	7	0	0
Totals		10-7	2	11	11	0	38	7	45	0	1



JEFF CRISWELL • 69
Offensive Tackle Ht: 6-7 Wt: 294

How Acquired: Unrestricted Free Agent (1995)
College: Graceland (Iowa)
NFL Experience: 9 (1st with Chiefs)
Birthdate: March 7, 1964
Birthplace: Grinnell, Iowa
Residence: Mission Viejo, California

Pro Career: Huge offensive lineman came to Kansas City as an unrestricted free agent from the New York Jets on March 9, 1995 . . . Penciled in as the Chiefs starting right tackle for '95 . . . Can play either tackle spot as well as guard with equal expertise . . . Was a starter at left tackle the past seven seasons with the Jets . . . Said Chiefs Head Coach Marty Schottenheimer, "One of the things that made Jeff attractive to us is his ability to play anywhere on the line, maybe other than center; Jeff's performance at left tackle against the very best people in this league was very evident. He is a winning performer at tackle." . . . Has long arms and great mobility for a man his size . . . Opened 104 of the 108 games he played with the Jets after joining the club as a free agent . . . Began his NFL career as a free agent with the Indianapolis Colts in '87 . . . Durable player has missed just four of a possible 112 games the past seven campaigns, and in four of the last six seasons, he started all 16 regular season games . . . Spent two weeks in the training camp of the Canadian Football League's Montreal Alouettes in '85 . . . Montreal was the only pro team

(NFL or CFL) to give him a tryout coming out of college. **At N.Y. Jets (1988-94):** 1994: Started 15 games, at left tackle . . . Was inactive for Minnesota game (11/20) with a sprained elbow suffered the previous week . . . Did not allow a sack in two games against Buffalo's Bruce Smith. 1993: Started all 16 games at left tackle . . . Earned a spot on *USA Today's* All-Joe (under-rated) team . . . Was a key member of a Jets team that allowed a league-low 21 sacks . . . That line had eight sackless games. 1992: Started the first 11 games at left tackle before being replaced by Siupeli Malamala in Game 12 vs. Kansas City (11/29) . . . Regained starting left tackle job in Games 13-14 when Malamala moved to right tackle to replace an injured Irv Eatman . . . Was placed on injured reserve prior to the season finale after missing Game 15 at Miami (12/20) due to a foot injury. 1991: Started all 16 games, helping the Jets cut their sack total to 33, the club's lowest since '82 . . . Instrumental in the Jets running game which finished fifth in the NFL with 139.0 yards-per-game average . . . Missed only two of the Jets league-most 1,059 plays . . . Started only playoff appearance, a loss to Houston (12/29). 1990: Enjoyed one of his best seasons, starting all 16 contests . . . Was a key factor in an offense that averaged 132.9 rushing yards per game and allowed only 40 sacks, 22 fewer than the previous season. 1989: Started all 16 games at left tackle . . . Was hampered at mid-season with a quad strain, but rebounded during second half of the season. 1988: Appeared in 15 games, including 12 starts at left tackle . . . Replaced the injured Dave Cadigan late in the Houston game (9/18) and started the next 12 outings at left tackle when Cadigan went on IR . . . Originally signed as a free agent by the Jets on May 3 of '88. **At Indianapolis (1987):** Started three games for the Indianapolis Colts replacement team before being waived on Oct. 19 . . . Signed with the Colts as a free agent on Sept. 26.

College/Personal: Was a four-year letterman and first team NAIA All-America at Graceland College in Lamoni, Iowa . . . Enrollment at Graceland is about 1,000 students . . . Is the only Graceland product to ever make an NFL roster . . . Was picked to a conference all-star team that toured Europe following his junior year . . . Never lifted a weight before entering college and started out weighing 218 pounds . . . Other Graceland alumni include Bruce Jenner and Merle Harmon . . . Attended Lynnville Sully High School in his hometown of Searsboro, Iowa, where he was an all-state quarterback as a 6-7, 205-pound senior . . . Graduated from Graceland with a degree in education . . . Formed his own sports marketing company . . . Helped produce and promote "Boomer's Bodyguards" poster, which helped raise funds for the Cystic Fibrosis Foundation and the "Amazing Graves" poster, commemorating New York Rangers star Adam Grave's record-setting NHL season in '93-94 . . . Did charity work with Schneider's Children's Hospital . . . Full name: Jeffrey L. Criswell . . . Married, wife Nita.

Games Played/Games Started: 1987 IND (3/3), 1988 NYJ (15/12), 1989 NYJ (16/16), 1990 NYJ (16/16), 1991 NYJ (16/16), 1992 NYJ (14/13), 1993 NYJ (16/16), 1994 NYJ (15/15) – 111/107. **Postseason:** 1991 NYJ (1/1) – 1/1.



SEAN CROCKER • 31
Cornerback Ht: 5-90 Wt: 191

How Acquired: Free Agent(1995)
College: North Carolina
NFL Experience: 1
Birthdate: June 14, 1971
Birthplace: Richmond, Virginia
Residence: Wakefield, Virginia

Pro Career: A competitive athlete who is a consistent competitor play in and play out . . . Possesses good cover skills and reacts quickly to the ball . . . Has shown the ability to adapt to a variety of defensive schemes . . . Joined the Chiefs as a free agent signee in February of '95 . . . Owns

legitimate NFL skills, just needs an opportunity to showcase them . . . Originally joined the league as a fourth-round pick (130th overall) of Buffalo in '94 . . . Was waived by the Bills just prior to the start of the regular season (8/28/94).

College/Personal: A first team All-Atlantic Coast Conference selection at North Carolina in '93 . . . Started the majority of games at right corner for the Tar Heels since his sophomore season in '91 . . . Packed 174 total tackles (125 solo) and 10 INTs for 95 yards with him from Chapel Hill . . . Was also credited with 22 pass deflections, three forced fumbles, and two fumble recoveries during his collegiate career . . . A steady performer in his three seasons as a starter, he posted his best numbers as a senior . . . Tallied 64 tackles (45 solo) as well as four picks for 65 yards . . . In eight starts his junior year, he marked up similar figures . . . Led the team with four INTs and 31 return yards . . . Also chipped in 41 total tackles, of which 31 were solo stops . . . Stepped into the starting line-up as a sophomore and made an immediate impact . . . Although he had no INTs, he did account for 57 total tackles, including 41 solo hits . . . Was a member of the Tar Heels opening defensive unit twice as freshman in '90 . . . Earned all-state, all-region, and all-district accolades as a receiver and defensive back at Sussex Central High School in Wakefield, Va. . . . Won state titles in the Class 1A intermediate and high hurdles . . . Lettered in track three times . . . Graduated from North Carolina with a degree in sociology . . . Full name: Sean Terrell Crocker . . . Single.



ANTHONY DAVIS • 50
Linebacker Ht: 6-0 Wt: 231

How Acquired: Free Agent (1995)
College: Utah
NFL Experience: 3 (2nd with Chiefs)
Birthdate: March 7, 1969
Birthplace: Kennewick, Washington
Residence: Kirkland, Washington

Pro Career: Physical linebacker was signed by Kansas City as a free agent on November 24, 1994 . . . Extremely intense and aggressive athlete that possesses great strength as well as agility . . . Has played primarily on special teams during his two previous NFL seasons . . . Played in five games with the Chiefs last year and in 10 with the Seattle Seahawks in '93 . . . Outstanding special teamer has an amazing 18 coverage tackles in just 15 career games . . . Originally entered the NFL as an 11th-round selection (301st overall) of the Houston Oilers in '92 . . . Had stint on the Oilers and Seahawks practice squads his rookie campaign, **1994:** Was released by Seattle on Aug. 22 and signed by Kansas City as a free agent on Nov. 24 . . . Made an immediate impact with the Chiefs as a special teams performer, racking up seven tackles in just five outings . . . Those seven stops were good enough for seventh place for the year . . . Did not see any action on defense . . . Made one special teams stop in playoff loss at Miami (12/31). **At Seattle (1993):** Began the season on Seattle's practice squad before being activated on Oct. 11 . . . Played in the club's last 10 contests, almost exclusively on special teams . . . Credited with 11 special teams stops to tie for third on the squad . . . Was waived on Aug. 30 and signed to the practice squad on Sept. 1, **At Houston (1992):** Drafted by Houston in the 11th round, and waived by the team on Aug. 24 . . . Was signed to the Oilers practice squad on Sept. 2, staying there for just over a month . . . Was added to Seattle's practice squad on Dec. 9 through the remainder of the season.

College/Personal: Was a two-year starter and two-time first team All-Western Athletic Conference pick at Utah after transferring from Spokane Falls (Wash.) Community College . . . In two seasons at Utah, he amassed 193 tackles, nine sacks, two fumble recoveries, two forced fumbles and an interception . . . Made 106 tackles and collected five sacks as a senior . . . Had 179 stops and 23 sacks in two years at Spokane Falls . . . Was an all-state pick as a senior at Pasco (Wash.) High School, where he also ran the 100 meters and threw the shot for the track squad . . . Full name: Anthony D. Davis . . . Single.



WILLIE DAVIS • 84
Wide Receiver Ht: 6-0 Wt: 181

How Acquired: Free Agent (1992)

College: Central Arkansas

NFL Experience: 4

Birthdate: October 10, 1967

Birthplace: Little Rock, Arkansas

Residence: Blue Springs, Missouri

Pro Career: Has matured into one of the most exciting receivers in the NFL . . . Despite being a practice squad player as recently as '91, he has already established himself as one of the game's bright, young stars . . . Is one of the league's fastest players . . . Although he logged two seasons on Kansas City's practice squad and spent one spring in the World League, he never lost faith and has been the club's most prolific receiver the past three campaigns . . . His 2,487 receiving yards the past three seasons lead the team, while his 139 catches are second only to J.J. Birden's total of 141 . . . From '92-'94 he has averaged a lofty 17.9 yards per catch, second in the league to Tampa Bay's Alvin Harper (20.7) . . . Coming off back-to-back 50-catch seasons, the first since Henry Marshall and Carlos Carson turned the trick in '83-'84 . . . Is the team's receiving touchdown leader the past three seasons with 15 . . . Has led the team each of the past two seasons in catches of 20 yards or more with 14 last year and 13 in '93 . . . Has seven career 100-yard receiving games, including a team-record string of three in a row in '92 . . . Won the club's prestigious Mack Lee Hill Award in '92; the award is given to the club's top rookie or first-year player . . . Honed his skills with the Orlando Thunder of the World League in '92 . . . Originally joined the Chiefs as a rookie free agent in '90, was on the team's practice squad in '90 and '91 . . . First taste of NFL came with the New York Giants, who invited him to their '90 mini-camp but did not sign him . . . Career log reads 47 games (42 starts), 139 catches, 2,487 yards (17.9 avg.) and 15 touchdowns . . . In five playoff games, all starts, he has 16 grabs for 239 yards and one score. **1994:** For the second straight year, he led the Chiefs in receiving yards, this time with 822 (16th in AFC) . . . Was second on the team with 51 catches, his second straight season with at least 50 grabs . . . Led team in receiving touchdowns for second straight year with five . . . Had a pair of 100-yard games: 109 yards and a TD on a career-high seven catches vs. New Orleans (9/4) and 107 yards, including a 62-yard TD, on three catches vs. Denver (12/4) . . . His five-yard catch from Joe Montana and tip-toe into the end zone at Denver (10/17) with eight seconds remaining in the contest lifted Kansas City to its first win at Mile High Stadium since '82; had a career-high-tying seven receptions for 88 yards plus the TD in the dramatic 31-28 victory . . . Had at least 70 receiving yards in seven games . . . Missed all of two games (Browns, 11/20 & Seahawks, 11/27) and most of another (Chargers, 11/13) with a knee injury . . . Led team for second straight year in catches of at least 20 yards with 14 . . . Made one catch for nine yards in playoff setback at Miami (12/31). **1993:** Led the team in all five receiving categories: receptions (52), yards (909), average per catch (17.5 yards), long reception (66 yards) and touchdowns (seven) . . . Started 15 of the team's 16 regular season games and all three playoff contests . . . His seven TD catches were the most by a Chief since '88 (Stephone Paige, seven) and tied for the fourth-highest total in the AFC . . . His 909 receiving yards were the eighth-most in the AFC and 11th-most ever by a Chief in one season . . . Had a pair of 100-yard games: 139 vs. Denver (9/20), and 115, including a 66-yard TD grab, against Raiders (11/14) . . . Had seven other games with at least 60 yards . . . Had first two-touchdown game of his career vs. San Diego (12/19) . . . Led team with 13 catches of 20 yards or more . . . Caught 12 passes for 200 yards and one score in the playoffs . . . His 18-yard fourth-quarter TD catch from Joe Montana in the 28-20 playoff win over Houston (1/16/94) put the Chiefs up 21-13. **1992:** Came out of relative obscurity to become one of the NFL's most exciting wide receivers . . . Led all NFL receivers with a lofty 21.0 yards-per-catch average . . . Won the club's Mack Lee

Hill Award . . . After playing in just one NFL game his first two seasons, he started 14 of 16 games in '92 . . . Amassed 36 catches, third-most on the team, for a club-high 756 yards and three touchdowns . . . His 756 receiving yards were the 12th-most in the AFC . . . Had an incredible three-game run in October with 16 receptions for 394 yards and two touchdowns . . . During that run, he tied a team record with three straight 100-yard games (Frank Jackson in '64 and Otis Taylor in '66) . . . Had five catches for 127 yards and one touchdown (50 yards) at Denver (10/4); five grabs for a career-high 167 yards and one score (74 yards) against Philadelphia (10/11); and a season-best six catches for 100 yards at Dallas (10/18) . . . The 167 receiving yards vs. Philly were the 13th-highest total ever by a Chief . . . Also had a 43-yard touchdown catch vs. New England (12/13) . . . Had 13 catches of 20+ yards, six of 40+ and four of 50+ . . . Started the playoff loss at San Diego (1/2/93) and had three catches for 30 yards. *World League*: Got seasoning with Orlando of the World League, playing in six games (four starts) . . . Had 20 receptions for 242 yards and one score during the WL regular season . . . Missed four WL games with spinal meningitis . . . In the WL semi-finals, he had five catches for 84 yards and a pair of touchdowns vs. Birmingham . . . Scored a touchdown in World Bowl loss to Sacramento . . . Re-signed with the Chiefs shortly after the '91 season. **1991**: Played in one game (Cleveland, 11/24) but did not have a catch . . . Was on the practice squad the other 15 weeks . . . Re-signed with the club as a free agent in January, **1990**: Joined Chiefs as a rookie free agent after attending the N.Y. Giants mini-camp . . . Was waived on September 3, the final roster cutdown date . . . Spent the majority of the season on Kansas City's practice squad.

College/Personal: Explosive open-field runner made 63 catches for 1,292 yards and 10 touchdowns in college career at Central Arkansas, who ran a wishbone offense . . . Best season came as a junior: 22 grabs for 667 yards (30.2 avg.) with seven touchdowns . . . Had a school-record 99-yard TD reception vs. Southern Arkansas as a junior . . . Made 34 catches for 462 yards and three scores as a senior . . . Walked-on at Central Arkansas . . . Brother, Tyree, was a wide receiver at Central Arkansas and is currently with the Tampa Bay Buccaneers . . . Started a community program in '94, called "Willie's Wonder Kids". The program benefits abused and neglected children at the Gillis Center for Boys in Kansas City . . . Was all-state in football, basketball and track at tiny Altheimer (Ark.) High School . . . Graduated from high school with just 55 other seniors . . . Is prolific scorer and excellent leaper on off-season basketball team . . . Full name: Willie Clark Davis . . . Married, wife Veronica, with one son, Willie (1).

DAVIS' NFL STATISTICS

Pass Receiving

Year	Team	G-S	No.	Yds.	Avg.	LG	TD
1991	Kansas City	1-0	0	0	0.0	0	0
1992	Kansas City	16-14	36	756	21.0	74	3
1993	Kansas City	16-15	52	909	17.5	66	7
1994	Kansas City	14-13	51	822	16.1	62	5
Totals		47-42	139	2487	17.9	74	15

POSTSEASON

Pass Receiving

Year	Team	G-S	No.	Yds.	Avg.	LG	TD
1992	Kansas City	1-1	3	30	10.0	13	0
1993	Kansas City	3-3	12	200	16.7	36	1
1994	Kansas City	1-1	1	9	9.0	9	0
Totals		5-5	16	239	14.9	36	1

Single Game Career Highs

Pass Receptions: 7 vs. New Orleans, 9/4/94
vs. Denver, 10/17/94

Receiving Yards: 167 vs. Philadelphia, 10/11/92

Long Reception: 74 vs. Philadelphia, 10/11/92

Touchdowns: 2 vs. San Diego, 12/19/93

DAVIS' 100-YARD RECEIVING GAMES (7)

Date	Team	No.	Yds.	TD
10/4/92	@Denver	5	127	1
10/11/92	Philadelphia	5	167	1
10/18/92	@Dallas	6	100	0
9/20/93	Denver	6	139	0
11/14/93	@Raiders	5	115	1
9/4/94	@New Orleans	7	109	1
12/4/94	Denver	3	107	1

WILLIE DAVIS' GAME-BY-GAME RECEIVING

		1991				
Date	Opponent	No.	Yds.	Avg.	LG	TD
11/24	@ Cleveland	0	0	0.0	0	0
		1992				
Date	Opponent	No.	Yds.	Avg.	LG	TD
9/6	@ San Diego	1	6	6.0	6	0
9/13	Seattle	2	42	21.0	38	0
9/20	@ Houston	1	5	5.0	5	0
9/28	L.A. Raiders	1	10	10.0	10	0
10/4	@ Denver	5	127	25.4	50	1
10/11	Philadelphia	5	167	33.4	74	1
10/18	@ Dallas	6	100	16.7	38	0
10/25	Pittsburgh	1	9	9.0	9	0
11/8	San Diego	2	36	18.0	25	0
11/15	Washington	1	8	8.0	8	0
11/22	@ Seattle	2	20	10.0	12	0
11/29	@ N.Y. Jets	3	79	26.3	55	0
12/6	@ L.A. Raiders	1	24	24.0	24	0
12/13	New England	1	43	43.0	43	1
12/19	@ N.Y. Giants	3	35	11.7	17	0
12/27	Denver	1	45	45.0	45	0
Playoffs						
1/2	@ San Diego	3	30	10.0	13	0
		1993				
Date	Opponent	No.	Yds.	Avg.	LG	TD
9/5	@ Tampa Bay	5	61	12.2	24	1
9/12	@ Houston	3	67	22.3	45	0
9/20	Denver	6	139	23.2	35	0
10/3	L.A. Raiders	2	28	14.0	15	1
10/10	Cincinnati	1	9	9.0	9	0
10/17	@ San Diego	4	77	19.3	47	0
10/31	@ Miami	3	31	10.3	15	0
11/8	Green Bay	3	53	17.7	19	0
11/14	@ L.A. Raiders	5	115	23.0	66	1
11/21	Chicago	2	29	14.5	19	0
11/28	Buffalo	1	9	9.0	9	0
12/5	@ Seattle	3	67	22.3	33	0
12/12	@ Denver	4	63	15.8	29	1
12/19	San Diego	4	84	21.0	29	2
12/26	@ Minnesota	2	12	6.0	7	0
1/2	Seattle	4	65	16.3	24	1
Playoffs						
1/8	Pittsburgh	2	47	23.5	25	0
1/16	@ Houston	5	96	19.2	36	1
1/23	@ Buffalo	5	57	11.4	17	0
		1994				
Date	Opponent	No.	Yds.	Avg.	LG	TD
9/4	@ New Orleans	7	109	15.6	42	1
9/11	San Francisco	4	59	14.8	20	0
9/18	@ Atlanta	6	78	13.0	23	0
9/25	L.A. Rams	5	74	14.8	26	0
10/9	@ San Diego	3	19	6.3	12	0
10/17	@ Denver	7	88	12.6	26	1
10/23	Seattle	4	78	19.5	46	0
10/30	@ Buffalo	2	29	14.5	16	0
11/6	L.A. Raiders	3	26	8.7	11	1
11/13	San Diego	0	0	0.0	0	0

DAVIS' GAME-BY-GAME RECEIVING (Continued)

11/20	Cleveland				Inactive/Knee		
11/27	@Seattle				Inactive/Knee		
12/4	Denver	3	107	35.7	62	1	
12/12	@Miami	3	39	13.0	15	1	
12/18	Houston	1	33	33.0	33	0	
12/24	@L.A. Raiders	3	83	27.7	47	1	
Playoffs							
12/31	@Miami	1	9	9.0	9	0	



LAKE DAWSON • 80
Wide Receiver Ht: 6-1 Wt: 207

How Acquired: Draft (No. 3a - 1994)
College: Notre Dame
NFL Experience: 2
Birthdate: January 2, 1972
Birthplace: Boston, Massachusetts
Residence: Overland Park, Kansas

Pro Career: Should battle for a starting receiver spot even though he is entering just his second NFL campaign . . . Impressive athlete combines size, intelligence, hard work and great hands . . . Has unlimited potential and is a perfect fit for the Chiefs "West Coast" offense . . . Says receivers coach Al Saunders, "There's a maturity about him. He's concerned about details. You don't see that often in young players." . . . Won prestigious Mack Lee Hill Award last year, the club's top rookie honor . . . Was selected in the third round (92nd overall) of the '94 draft . . . Chiefs obtained that choice from the San Francisco 49ers as part of the '93 Joe Montana trade . . . Made an immediate impact on the Chiefs offense, finishing the year with 37 catches (fifth on team), 537 yards (third) and two touchdowns (third) . . . Started six of 12 games, missing three contests with a shoulder injury (Game 3-6) and one with a knee ailment (Game 13) . . . Got first career 100-yard game with a five-catch, 101-yard, one-touchdown effort vs. Houston (12/18); it was a game the Chiefs had to win to get into the playoffs . . . Became the first rookie since 10/11/81 (Joe Delaney, 104 vs. Oakland) to record 100 receiving yards . . . Had three other games with 70 or more receiving yards . . . Scored first NFL touchdown on a 21-yard pass from Joe Montana against the Seahawks (10/23) . . . Other TD was an acrobatic 25-yard grab from Montana in the win over the Oilers; also had season-long 50-yard catch in the game . . . Had a season-best eight receptions (for 66 yards) at Seattle (11/27) . . . Had three carries on reverses for 24 yards . . . In playoff loss at Miami (12/31), he made three catches for 21 yards.

College/Personal: Finished college career at Notre Dame with 80 catches, seventh-most in school history, for 1,397 yards (17.5 avg.) and four touchdowns . . . Was a three-year starter at Notre Dame as school accumulated an overall mark of 21-2-1 his final two campaigns . . . Led team in receptions each of his final two seasons . . . Started eight games at flanker and two at split end as a senior, racking up 25 receptions for 395 yards and a pair of touchdowns for nation's second-ranked team . . . Started every game at split end as a junior, collecting 25 receptions for 462 yards and a score . . . Played in every contest as a sophomore, starting all but two at flanker, and concluded the season with 24 catches for 433 yards and a touchdown . . . Notre Dame head coach Lou Holtz had this to say about Dawson: "From the first day of practice, he did all the little things, things he wasn't told to do, things he just did on his own. There was a maturity there beyond his years." . . . Ran track for Irish as a sophomore, winning the Midwestern Collegiate Conference 55-meter high hurdles with a 7.52 clocking . . . Also performed in the 110-meter high hurdles (14.77) . . . Won both hurdle races he ran outdoors . . . Earned four letters in football as a split end and strong safety at Federal Way (Wash.) High School . . . Was all-state at both positions as a senior . . . Had 32 touchdown grabs in prep career . . . Also earned three letters in

basketball and four in track . . . Graduated from Notre Dame with a telecommunications degree . . . Donates \$800 for every touchdown catch to "The Lake Dawson Foundation", which assists homeless children who attend Kansas City, Missouri, district schools (2,000 children). This includes meals, clothing and necessities . . . Was named "Lake" after his grandfather . . . Full name: Lake Dawson . . . Single.

DAWSON'S NFL STATISTICS

Year	Team	Pass Receiving					
		G-S	No.	Yds.	Avg.	LG	TD
1994	Kansas City	12-6	37	537	14.5	50	2
Totals		12-6	37	537	14.5	50	2

Additional Stats: Had 3 carries for 24 yards (8.0 avg.) with a 13 long in '94.

PLAYOFFS

Year	Team	Pass Receiving					
		G-S	No.	Yds.	Avg.	LG	TD
1994	Kansas City	1-0	3	21	7.0	9	0
Totals		1-0	3	21	7.0	9	0

Single Game Career Highs

Pass Receptions: 8 vs. Seattle, 11/27/94
 Receiving Yards: 101 vs. Houston, 11/18/94
 Long Reception: 50 vs. Houston, 12/18/94
 Touchdowns: 1 vs. Seattle, 10/23/94
 vs. Houston, 12/18/94



ALLEN DeGRAFFENREID • 6
Wide Receiver Ht: 6-2 Wt: 210

How Acquired: Free Agent (1994)

College: Ohio State

NFL Experience: 1

Birthdate: May 1, 1970

Birthplace: Cincinnati, Ohio

Residence: Cincinnati, Ohio

Pro Career: Exceptionally talented athlete is just beginning to tap his football talents . . . Did not play receiver in high school (was a placekicker) and caught eight passes during entire college career, but has been very impressive during training camp and Chiefs practices . . . Should benefit greatly from experience with the Scottish Claymores of the World League this spring . . . During the '95 WL season, he blossomed into one of the league's brightest stars . . . Started all 10 of the club's contests . . . Led the Claymores with 44 receptions for 624 yards (14.2 avg.) and four TDs . . . Tallied 110 yards on six catches with one TD in a 22-9 win over London in the regular season finale . . . Also bore the brunt of the return duties for the Claymores, fielding a team-high 21 kickoff returns good for 490 yards (23.3 avg.) . . . Brought back eight punts for 70 yards (8.7 avg.), as well . . . Relived his prep kicking days, attempting three field goals (46, 41, 26) but did not connect on any of his FG tries . . . Carried the ball twice on offense for 27 yards (13.5 avg.) . . . Ranked fourth on the club in scoring with 25 points . . . Was on the Chiefs practice squad for 15 weeks in '94 and six weeks in '93 . . . Re-signed with Kansas City just after the '94 season . . . Entered the NFL in '93 as a rookie free agent with his hometown Cincinnati Bengals . . . Was on Cincinnati's practice squad for the majority of his rookie season before first joining the Chiefs on December 17.

College/Personal: Made Ohio State's football squad as a walk-on and eventually earned a scholarship . . . As a reserve flanker, he made six catches for 65 yards as a senior . . . Had one reception apiece in his sophomore and junior year . . . First experience as a wide receiver came at Ohio State . . . Added 40 pounds to his frame from his freshman to senior year, bulking up to 200 pounds . . . Was a prep placekicker and

soccer player at Princeton High School in Cincinnati . . . Lettered four times in soccer and twice in football . . . Made seven of nine field goals as a senior, when Princeton won the state title . . . Was also a member of Princeton's state championship 3,200-meter relay team . . . Graduated from Ohio State with a degree in psychology . . . Older sister, Stacey, played college basketball at Louisville . . . Full name: Allen DeGraffenreid . . . Single.

RON DICKERSON • 23

Running Back Ht: 6-0 Wt: 225

How Acquired: Free Agent (1993)

College: Arkansas

NFL Experience: 3

Birthdate: August 13, 1971

Birthplace: Denver, Colorado

Residence: Overland Park, Kansas



Pro Career: Impressive return specialist his first two NFL seasons . . . Also worked at wide receiver as a rookie and running back last year . . . Fine, all-around athlete has had to battle injuries each of the last two seasons . . . Missed 10 regular season games plus three playoff outings with a broken toe as a rookie, and was sidelined seven games with hamstring and knee injuries in '94 . . . Has played primarily on special teams as a kickoff return specialist and coverage man . . . Has returned 32 kickoffs for 709 yards, good for a superb 22.2-yard average, in 15 career outings . . . Has led the team in kickoff-return average in '93 and '94 . . . Also has six coverage stops on special teams . . . Entered the NFL as a rookie free agent with Kansas City in '93. **1994:** Appeared in nine games, missing two with a hamstring injury (Games 3-4) and the last five plus the playoffs with a knee injury that placed him on injured reserve . . . Finished the year as the AFC's fifth-leading kickoff returner with a 22.5-yard average on 21 runbacks . . . His 62-yard kickoff return vs. Denver (10/17) was Kansas City's longest since '91 (Harvey Williams, 72 yards) . . . That night, he enjoyed his finest game, returning five kickoffs for 155 yards and a sparkling 31.0-yard average . . . Contributed five special teams tackles . . . Played sparingly on offense with one run for no yards and two catches for 11 yards. **1993:** Played in six contests, mostly on special teams, missing 10 regular season games and three playoff outings with a broken toe that required surgery . . . Played in the club's first four games, then missed two with the broken toe, returned for two more contests, and then went on injured reserve when he reinjured toe and underwent surgery . . . Made Chiefs 47-man roster after joining the club as a rookie free agent . . . Returned 11 kickoffs for a team-high 21.5-yard average . . . Had a pair of 44-yard returns (vs. Denver, 9/20 and L.A. Raiders, 10/3) . . . Saw limited action on offense, but did not have a catch or a rushing attempt.

College/Personal: Settled at flanker as a junior at Arkansas after beginning college career as a running back . . . Made 74 career grabs for 975 yards and eight touchdowns . . . Returned 31 kickoffs for a 25.0-yard average and also had 133 carries for 602 yards and four scores . . . Caught 32 passes for 437 yards and four touchdowns as a senior flanker . . . Led team with 25 receptions for 372 yards and three scores as a junior . . . Played tailback as a sophomore, gaining 362 yards, and freshman, racking up 193 . . . Competed on Arkansas' track squad in '90 as a long jumper and triple jumper . . . Was an All-America and all-state pick at State High School in State College, Pa. . . . Performed at running back, outside linebacker, defensive back, quarterback, return man and placekicker . . . Was also an All-America choice in track, competing in the 100m (10.6), 200m (21.5) and long jump (25-4) . . . Father, Ron, Sr., is the head football coach at Temple University . . . Would like to open a residence for homeless children someday . . . Full name: Ronald Lee Dickerson, Jr. . . . Single.

DICKERSON'S NFL STATISTICS

Year	Team	Kickoff Returns					LG	TD
		G-S	No.	Yds.	Avg.			
1993	Kansas City	6-0	11	237	21.5	44	0	
1994	Kansas City	9-0	21	472	22.5	62	0	
Totals		15-0	32	709	22.2	62	0	

Additional Stats: 1 carry for 0 yards & 2 catches for 11 yards in '94.

Single Game Career Highs

Kickoff Returns: 5 vs. Denver, 10/17/94

vs. Buffalo, 10/30/94

Kickoff Return Yards: 155 vs. Denver, 10/17/94

Long Kickoff Return: 62 vs. Denver, 10/17/94



LIN ELLIOTT • 2

Placekicker Ht: 6-0 Wt: 182

How Acquired: Free Agent (1994)

College: Texas Tech

NFL Experience: 3 (2nd with Chiefs)

Birthdate: November 11, 1968

Birthplace: Euless, Texas

Residence: Waco, Texas

Pro Career: Strong-legged kicker begins his second season in Kansas City . . . Joined Chiefs as a free agent on April 6, 1994 . . . Possesses an extremely powerful leg for kickoffs and long fields, along with excellent touch on shorter field goal tries . . . Was Kansas City's placekicker last season after playing in 18 games with the Dallas Cowboys in '92-'93 . . . Was Dallas' placekicker during the club's Super Bowl XXVII season, making the squad as a rookie free agent . . . In 34 career regular season outings, he has made 51 of 69 field goal attempts, good for 73.9% . . . Has also connected on 79 of 81 PAT tries (97.5%) . . . Has been true on 12 of 20 field goals (60.0%) of 40 yards or more . . . In four playoff contests (three with Dallas and one with Kansas City), he has made five of six field goal efforts (83.3%) and 16 of 17 PATs. **1994:** Did all of the Chiefs placekicking chores and handled kickoffs for the first 13 contests . . . Battled a groin injury for the last part of the season, which kept him from kicking off . . . Made 25 of 30 field goal attempts, good for 83.3%, ninth-best in the NFL . . . Made all 30 PAT tries . . . Had second career 100-point season, finishing eighth in the AFC with 105 points . . . Tied career high with four field goal attempts vs. Seattle (10/23 & 11/27) . . . Made two special teams tackles and recovered an opponent's fumble (San Diego, 11/13) . . . Made a season-long 49-yard kick against the Seahawks (10/23) . . . Was a perfect three-of-three from 45+ yards out . . . Had four touchbacks on 61 kickoffs . . . Chiefs opponents had an average drive start at their own 26.3-yard line, fourth-best in the AFC and seventh-best in the NFL. **At Dallas (1992-93):** In 18 regular season games with Dallas, he connected on 26 of 39 field goal tries (66.7%) and 49 of 51 PAT attempts (96.1%) . . . Was released by Dallas two games into the '93 season . . . Made Cowboys roster in '92 as a rookie free agent. **1993:** Opened the season as the Cowboys kicker before being waived after the second game . . . Made two of four field goal tries, including a 49-yarder vs. Buffalo (9/12) . . . Was two-of-three on PAT tries . . . Had a brief, one-week stint with the Falcons, but was inactive for his only game with the team (L.A. Rams, 10/14). **1992:** Entered training camp as a long-shot to make the club as a rookie free agent . . . Missed the first three games of the preseason to further hinder his chances . . . Hit three of four field goals in the final two preseason games to earn a roster spot . . . Tallied 119 points, third-most in Dallas history (Rafael Septein had 123 in '83 and 121 in '81) . . . The 119 points were the most by a rookie since '85, when Chicago's Kevin Butler had 144 . . . His point total placed him third in the NFC and fourth in the NFL . . . Struggled through the first seven weeks of the season, then fell into a groove . . . A 35-yarder vs. Philadel-

phia (11/1) set off a string of 13 consecutive field goals made . . . Had his most productive day vs. Detroit (11/8) when he hit on FGAs of 25, 42 and 30 yards and all four PAT tries for a career-best 13 points . . . Against the Giants on Thanksgiving Day (11/26), he connected on a career-long 53-yard field goal, tying for the third-longest in Cowboys history . . . Hit another 53-yarder at Denver (12/6) and drilled a 51-yarder vs. Seattle (10/11) . . . In a game vs. Philadelphia (10/1) each of his five kickoffs went for touchbacks . . . In the playoffs, he hit four of his five field goal tries and topped the team in scoring with 26 points . . . Made a Super Bowl-record seven PATs as well as a 20-yard field goal try (his only in the 52-17 win over Buffalo).

College/Personal: In three seasons at Texas Tech, he established himself as the top kicker in school history, setting Red Raider career marks for PATs (100) and points by a kicker (220) . . . Was an All-SWC pick as a senior . . . Hit the last 85 of his PAT attempts to set a school record for most made in a row without a miss . . . Made 40 of his 62 career field goal efforts, good for 64.5%, with a long of 52 yards . . . Made 100 of 101 PAT attempts . . . Connected on 36 of his 51 tries under 50 yards for 70.6% . . . Made team was a walk-on . . . Was a four-time all-district selection in soccer at Waco (Tex.) High School . . . Made 48 goals his senior year . . . Made 19 of 33 field goals for the football squad . . . Played wide receiver and free safety in addition to his placekicking chores . . . Graduated from Texas Tech with a finance degree . . . Full name: Lin Franklin Elliott . . . Single.

ELLIOTT'S NFL STATISTICS

Scoring

Year	Team	G	TD	FGA	FGM	Pct.	PAT	TP
1992	Dallas	16	0	35	24	68.6	47-48	119
1993	Dallas	2	0	4	2	50.0	2-3	8
1994	Kansas City	16	0	30	25	83.3	30-30	105
Totals		34	0	69	51	73.9	79-81	232

PLAYOFFS

Scoring

Year	Team	G	TD	FGA	FGM	Pct.	PAT	TP
1992	Dallas	3	0	5	4	80.0	14-15	26
1994	Kansas City	1	0	1	1	100.0	2-2	5
Totals		4	0	6	5	83.3	16-17	31

Field Goal Accuracy

Year	1-19	20-29	30-39	40-49	50+	Total	Pct.
1992	0-0	6-7	10-14	5-10	3-4	24-35	68.6
1993	0-0	1-1	0-1	1-2	0-0	2-4	50.0
1994	3-3	15-17	4-6	3-4	0-0	25-30	83.3
Totals	3-3	22-25	14-21	9-16	3-4	51-69	73.9

Single Game Career Highs

Field Goals Attempted: 4, four times

Field Goals Made: 4, 3 times

Longest Field Goals Made: 53 vs. N.Y. Giants, 11/26/92

vs. Denver, 12/6/92

51 vs. Seattle, 10/11/92

CHART TOPPERS, 1990-94

MOST OPP. FUMBLE RECOVERIES

1. Chiefs	101
2. Saints	92
3. Jets	87
4. Bills	79
Patriots	79



JAIME FIELDS • 59
Linebacker Ht: 5-11 Wt: 246

How Acquired: Draft (No. 4 - 1993)
College: Washington
NFL Experience: 3
Birthdate: August 28, 1970
Birthplace: Compton, California
Residence: Overland Park, Kansas

Pro Career: Punishing linebacker has shown flashes of brilliance during his first two NFL seasons . . . Has played primarily on special teams and in nickel situations on defense . . . In 17 career games, including a pair of starts, he has amassed 27 tackles (20 solos), one fumble recovery and one forced fumble on defense and another 17 stops (13 solos) on special teams . . . In two playoff contests (one start), he was credited with seven tackles and a fumble recovery . . . Missed four games with a broken hand in '93 and five more a knee injury in '94 . . . Earned all-rookie honors from *Football Digest* in '93 . . . Joined Kansas City as a fourth-round draft choice (103rd overall) in '93. **1994:** Played a larger role on the Chiefs defense in '94, racking up 18 tackles, one forced fumble, a fumble recovery and two pass deflections in 11 games (two starts) . . . Contributed 12 special teams stops, fifth-most on the squad . . . Missed three midseason games and final two regular season games plus the playoffs with a knee injury . . . Was placed on injured reserve on Dec. 14 . . . Made a season-high seven tackles and recovered a fumble in win over the 49ers (9/11) . . . Made first NFL regular season start at Atlanta (9/18) . . . Also opened game at Denver (10/17). **1993:** Fourth-round draft pick played primarily on special teams . . . Played in six regular season games and two playoff contests (one start) . . . Had nine tackles on defense and five on special teams . . . Earned all-rookie honors from *Football Digest* . . . Missed four games after breaking his hand in pre-game warmups against Chicago (11/21) . . . Was scheduled to make his first NFL start in that game in place of injured Tracy Rogers (shoulder) . . . Played in Kansas City's first two playoff games, contributing seven tackles and a fumble recovery and two stops on special teams . . . Saw most extensive action of the year in AFC Divisional Playoff Game at Houston (1/16/94) . . . In that outing he made six tackles, and recovered a fumble deep in Chiefs territory to keep the Oilers from taking a 17-0 lead into the intermission.

College/Personal: Made a name for himself at Washington with his devastating tackling style . . . Finished college career with 157 tackles, 14 sacks, three interceptions, six forced fumbles and three fumble recoveries . . . Was a member of the Huskies' '91 national championship squad . . . Was a second team All-Pac 10 choice as a senior, when he had a career-high 69 stops and 2 1/2 sacks . . . Registered 32 tackles, 6 1/2 sacks and four forced fumbles as a junior . . . Was a two-time All-CIF and All-San Gabriel League pick at Lynwood (Cal.) High School . . . Made 78 tackles as a free safety his senior year and 130 as a linebacker his junior campaign . . . Lettered twice in track, running the 100m (10.6) and 200m (22.1) . . . Graduated from Washington with a personnel management degree . . . Enjoys fishing and playing basketball . . . Full name: Jaime Fields . . . Single.

FIELDS'S NFL STATISTICS								
Year	Team	G-S	Tackles			Fum. Rec.	For. Fum.	Sacks/Yards
			Tkls.	Asst.	Tot.			
1993	Kansas City	6-0	7	2	9	0	0	0/0
1994	Kansas City	11-2	13	5	18	1	1	0/0
Totals		17-2	20	7	27	1	1	0/0
POSTSEASON								
Year	Team	G-S	Tackles			Fum. Rec.	For. Fum.	Sacks/Yards
			Tkls.	Asst.	Tot.			
1993	Kansas City	2-1	5	2	7	1	0	0/0
Totals		2-1	5	2	07	1	0	0/0

RICH GANNON • 12
Quarterback Ht: 6-3 Wt: 208



How Acquired: Free Agent (1995)
College: Delaware
NFL Experience: 8 (1st with Chiefs)
Birthdate: December 20, 1965
Birthplace: Philadelphia, Pennsylvania
Residence: Eden Prairie, Minnesota

Pro Career: Talented, veteran quarterback came to Kansas City in April of '95 . . . Has appeared in 56 career NFL games, including 39 starts, giving him more playing experience than any quarterback on the Chiefs roster . . . Spent six seasons with the Minnesota Vikings ('87-92) and one with the Washington Redskins('93) . . . Was Minnesota's primary starter from '90 to '92, opening 35 of a possible 48 games for the club . . . During each of those three campaigns, he led the club in completions, passing yards and TD passes . . . Has completed 635 of 1,128 passes (56.3%) for 7,161 yards with 43 touchdowns and 43 interceptions, good for a passer rating of 72.3 . . . A superb scrambler, he has also carried the ball 165 times for 808 yards (4.9 avg.) and four touchdowns . . . In two playoff appearances, he has hit on 13 of 18 passes (72.2%) for 144 yards and one interception . . . Has a 20-19 record as starter . . . Had 63 pass attempts, third-most ever in an NFL game, in an overtime game vs. New England on 10/20/91 . . . Entered the NFL in '87 as a fourth-round pick (98th overall) of the New England Patriots . . . Was drafted to Minnesota shortly after the draft . . . Stayed with the Vikings for five seasons until being dealt to Washington during training camp in '93 . . . Did not play in '94. **At Washington (1993):** Was traded by Minnesota to Washington for a draft pick on Aug. 20 . . . Played in eight games (four starts) with the Redskins, sharing time with Mark Rypien (10 starts) and Cary Conklin (two) . . . Was accurate on 74 of 125 passes (59.2%) for 704 yards with three touchdowns and seven interceptions . . . Also rushed the ball 21 times for 88 yards (4.1 avg.) and one score . . . Started Games 10-13, winning one during Washington's 4-12 season . . . Was 21-of-30 for 279 yards with two TDs and two INTs in a 17-14 loss to Philadelphia (11/28). **At Minnesota (1987-92):** Is the second-highest rated passer in Vikings history (73.9) . . . His 55.9 completion percentage is also second all-time . . . In 48 games (39 starts) with Minnesota, he completed 561 of 1,003 passes for 6,457 yards with 40 touchdowns and 36 interceptions . . . Also rushed 144 times for 720 yards (5.0 avg.) and three scores. **1992:** For the third consecutive year, he led the club in completions (159), passing yards (1,905) and touchdown passes (12) . . . In 12 starts, he compiled an impressive 8-4 record . . . Earned NFC Offensive Player of the Week honors vs. Cincinnati (9/27), when he completed 25 of 32 passes for 318 yards and four touchdowns . . . His four touchdowns and 318 yards were career highs and his quarterback rating of 147.8 ranked fourth among single games in NFL history . . . Against Detroit (10/15), he completed 12 straight passes, the fourth-longest streak in NFL history . . . Against Chicago (10/4), he hit on 20 of 25 passes, for 80.0%, the second-highest single-game percentage in Minnesota history. **1991:** Led team in completions (211), passing yards (2,166) and TD passes (12) despite not becoming a starter until Game 6 . . . Against Phoenix (10/13), he completed 23 passes for 254 yards and two touchdowns, while also rushing the ball five times for 34 yards and a score . . . The next week he threw for 317 yards against New England (10/20) . . . Set a club record by playing in seven games without tossing an interception. **1990:** In 12 starts, he was the club leader in completions (182), passing yards (2,278) and TD passes (16) . . . After his first NFL start against Tampa Bay (9/30), threw for more than 200 yards in the next three contests . . . Against the Eagles (10/15), he threw a career-long 78-yard TD pass to Cris Carter, the fifth-longest in club history . . . In one stretch, he completed 107 consecutive passes without an interception, beginning in Seattle (11/18) and ending four games later against N.Y. Giants (12/9). **1989:** Was inactive for the first three contests, then was active but did not play the remainder of the season . . . In a 41-13 NFC Divisional Playoff loss to San Francisco

(1/6/90), he completed 13 of 18 passes for 144 yards and one interception. 1988: Was active for five games and played in three . . . Came off the bench in the second half vs. Miami (10/2) and completed seven of 15 passes for 90 yards before injuring a knee . . . Also played vs. Tampa Bay (10/23) and Detroit (11/6) but had no pass attempts in either outing. 1987: As a rookie, he played in five regular season contests and one playoff affair . . . Completed two of six passes for 18 yards against Atlanta (11/22) and rushed three times for three yards in a Wild Card victory over New Orleans (1/3/88) . . . Minnesota acquired him from New England, for a fourth and 11th-round choice in '88, on May 6, less than two weeks after the Patriots chose him in the fourth round.

College/Personal: In four years at Delaware, he set 21 school records, including total offense (7,432 yards), passing yards (5,927), pass attempts (845), completions (462), 300-yard games (two) and 200-yard games (12) . . . Named Yankee Conference Offensive Player-of-the-Year and honorable mention All-America as a senior . . . Only player in Blue Hens history to have 2,000 yards of total offense for three years in a row . . . As a freshman, he was selected ECAC Division I-AA Offensive Rookie-of-the-Year . . . Also punted for Delaware . . . Attended St. Joseph's Prep School in Philadelphia, lettering three times in football and crew, and twice in basketball . . . As a sophomore and junior, he was an all-city quarterback and punter as well as a Catholic League champion in crew . . . Enjoys refurbishing old cars . . . Graduated from Delaware with a degree in criminal justice . . . Full name: Richard Joseph Gannon . . . Married, wife Shelly . . . The Gannon's have one child.

GANNON'S NFL STATISTICS

Passing

Year	Team	G-S	Att.	Comp.	Yds.	Pct.	TD	Int.	LG	Rate
1987	Minnesota	5-0	6	2	18	33.3	0	1	12	—
1988	Minnesota	3-0	15	7	90	46.7	0	0	19	65.9
1989	Minnesota	0-0	0	0	0	0.0	0	0	0	—
1990	Minnesota	14-12	349	182	2278	52.2	16	16	78	68.9
1991	Minnesota	15-11	354	211	2166	59.6	12	6	50	81.5
1992	Minnesota	12-12	279	159	1905	57.0	12	13	60	72.9
1993	Washington	8-4	125	74	704	59.2	3	7	54	59.6
Totals		56-39	1128	635	7161	56.3	43	43	78	72.3

Rushing

Year	Team	No.	Yds.	Avg.	LG	TD
1987	Minnesota	0	0	0.0	0	0
1988	Minnesota	4	29	7.3	15	0
1989	Minnesota	0	0	0.0	0	0
1990	Minnesota	52	268	5.2	27	1
1991	Minnesota	43	236	5.5	42	2
1992	Minnesota	45	187	4.2	14	0
1993	Washington	21	88	4.2	12	1
Totals		165	808	4.9	42	4

Additional Stats: Caught 1 pass for no yards in '91.

Playoffs: Passing—no attempts in 1 game in '87 & 18 attempts, 13 completions, 144 yards, 1 INT, 72.5 rating in 1 game in '89.

SINGLE GAME CAREER HIGHS

Pass Attempts: 63 vs. New England, 10/20/91
 Pass Completions: 35 vs. New England, 10/20/91
 Passing Yards: 318 vs. Cincinnati, 9/27/92
 Touchdown Passes: 4 vs. Cincinnati, 9/27/92
 Interceptions: 5 vs. Green Bay, 10/28/90
 Long Pass: 78 vs. Philadelphia, 10/15/90
 Rushing Attempts: 9 vs. Tampa Bay, 9/30/90
 Rushing Yards: 65 vs. Tampa Bay, 9/30/90
 Touchdown Runs: 1, four times
 Long Run: 42 vs. Tampa Bay, 12/8/91



TRACY GREENE • 87
Tight End Ht: 6-5 Wt: 282

How Acquired: Draft (No. 7b - 1994)
College: Grambling
NFL Experience: 2
Birthdate: November 5, 1972
Birthplace: Monroe, Louisiana
Residence: Grambling, Louisiana

Pro Career: Huge, powerful tight end was the surprise of the Chiefs '94 draft . . . Combines massive frame with astounding agility . . . Possesses excellent hands for a man his size . . . Is a devastating blocker . . . Was a seventh-round pick and the 219th player to be taken overall in the '94 NFL draft . . . Made roster, playing in seven games, including two starts when the Chiefs opened in a two-tight end set . . . Caught six passes for 69 yards (11.5 avg.) and one touchdown . . . Hauled in first NFL touchdown from Joe Montana, a six-yard score vs. Cleveland (10/20) . . . Best outing came in Monday night thriller at Denver (10/27), when he had three receptions for 43 yards, including a crucial 19-yard grab to the Broncos five-yard line with :13 left to set up the winning touchdown in a 31-28 victory . . . On a previous fourth-quarter drive in that game, he caught a season-long 20 yard pass to the Denver four-yard-line, setting up a field goal . . . Was not active for the Chiefs playoff loss at Miami (12/31) . . . Ended up with more playing time than expected as a rookie, when starter Keith Cash was sidelined for 10 games with a knee injury . . . After drafting him, the Chiefs considered moving him to offensive tackle, until he displayed his pass-catching and route-running skills at mini-camp.

College/Personal: Made 36 career catches for 531 yards (14.8 avg.) with a long grab of 57 yards as a tight end at Grambling . . . Began college career as a defensive end before moving to tight end, where he started as a junior and senior . . . As a senior, he caught 19 passes for 365 yards, good for an impressive 19.2 yards-per-catch average . . . Made 13 receptions as a junior and four as a sophomore . . . Was an all-state and all-district performer at Grambling (La.) Lab High School, where he played offensive tackle and defensive end . . . Also lettered in basketball, baseball, and track . . . Nicknamed "Tater" . . . Enjoys fishing and drawing . . . Full name: Tracy Lamar Greene . . . Single

GREENE'S NFL STATISTICS

Year	Team	Pass Receiving					LG	TD
		G-S	No.	Yds.	Avg.			
1994	Kansas City	7-2	6	69	11.5	20	1	
Totals		7-2	6	69	11.5	20	1	

Playoffs: Played in 1 game in '94.

Single Game Career Highs

Pass Receptions: 3 vs. Denver, 10/17/94
Receiving Yards: 43 vs. Denver, 10/17/94
Touchdowns: 1 vs. Cleveland, (10/20/94)

CHART TOPPERS, 1990-94

FEWEST INTERCEPTIONS

1. Giants	50
2. Chiefs	55
3. 49ers	64
4. Steelers	66
5. Cowboys	71



TIM GRUNHARD • 61

Center Ht: 6-2 Wt: 299

How Acquired: Draft (No. 2 - 1990)

College: Notre Dame

NFL Experience: 6

Birthdate: May 17, 1968

Birthplace: Chicago, Illinois

Residence: Lee's Summit, Missouri

Pro Career: Big, overpowering player has developed into one of the NFL's finest centers . . . Easily one of the league's most under-rated players, he continually performs at a Pro Bowl level . . . Despite being an offensive guard in high school and college, he quickly adjusted to a new position and became the Chiefs starting center early in his rookie year . . . Has started 69 of 74 career games . . . Opened all but four of the Chiefs last 65 games . . . Has been the anchor of Kansas City's vaunted offensive line the past five seasons . . . A second-round pick (40th overall) in '90, he took over the starting center job by the third game that season . . . In the mold of Kansas City's greatest centers, E.J. Holub and Jack Rudny . . . Inherited the position from nine-time Pro Bowl center Mike Webster, who now assists the Chiefs strength and conditioning staff . . . Led way for two 1,000-yard rushers (Barry Word in '90 and Christian Okoye in '91) . . . Major part of Chiefs units that allowed 19 sacks in '94 (team-record low), 21 in '91 (second-fewest) and 22 in '90 (fourth-fewest). **1994:** Continued to play at an all-pro level . . . Started all 16 games for the third time in last four years . . . He, Dave Szott and Will Shields were the only three offensive players to start all 16 contests . . . Also opened the Chiefs playoff loss at Miami (12/31) . . . Anchor of offensive front that allowed just 19 sacks, fewest in Chiefs history and third-fewest in the NFL. **1993:** Was steady as always during the Chiefs first-ever run to the AFC Championship Game . . . Was an honorable mention All-NFL pick of Associated Press . . . Started all 16 games and missed very few snaps . . . He and left tackle John Alt were the team's only two offensive linemen to open all 16 games . . . Was the anchor of a unit that got better as the season progressed, as the team allowed just six sacks the final six games . . . Started all three playoff contests. **1992:** Was the Chiefs most consistent lineman in '92 . . . Started the first 12 games of the season before suffering a sprained foot at N.Y. Jets (11/29) . . . Was inactive for the final four regular season games . . . Started Kansas City's playoff loss at San Diego (1/2/93). **1991:** Was the Chiefs most consistent offensive lineman in '91 . . . Started all 16 regular season games and both playoff tilts . . . Kansas City permitted just 21 sacks in '91, fewest in AFC and third-fewest in NFL . . . Helped Chiefs average 4.3 yards per carry, team's best since '87. **1990:** Named to *Pro Football Weekly* and *The National's* all-rookie squads . . . Opened nine of the 14 games he played in . . . Missed one game because of a thumb injury and another because of a death in the family . . . Although Mike Webster started the first two games, Grunhard played in all but three offensive series in those two games . . . Started the Chiefs playoff contest at Miami (1/5/91) . . . Excelled as a rookie center, although he never played the position in high school or college; did deep snap at Notre Dame.

College/Personal: Was a force on an offensive line that helped Notre Dame generate a 24-1 record during his junior and senior years . . . Started at right guard final two seasons, including Notre Dame's '88 National Championship campaign . . . Was a second team All-America pick by NEA and an honorable mention choice of UPI, *The Sporting News* and *Football News* . . . Played in every game as a sophomore and made four starts at left guard . . . Handled the Irish deep snapping chores all four years . . . Irish coach Lou Holtz said: "Tim's a throwback to a day when helmets could be folded up and stuck in your back pocket. He'd love football even if he didn't have a facemask" . . . Was a first team All-Chicago Catholic League offensive guard at St. Laurence High School in Burbank, Illinois . . . Earned two letters in track and baseball . . . Holds an annual softball tournament to benefit the American Cancer Society . . .

Is the host of a wildly popular one-hour radio show on KFCX Radio, the Chiefs flagship station . . . A lifelong Cubs fan, he once caught a foul ball off the bat of Andre Dawson at Wrigley Field . . . Graduated from Notre Dame with a political science degree . . . Full name: Timothy Gerard Grunhard . . . Married, wife Sarah.

Games Played/Games Started: 1990 (14/9), 1991 (16/16), 1992 (12/12), 1993 (16/16), 1994 (16/16)— 74/69. **Postseason:** 1990 (1/1), 1991 (2/2), 1992 (1/1), 1993 (3/3), 1994 (1/1) — 8/8.



RICK HAMILTON • 53
Linebacker Ht: 6-2 Wt: 241

How Acquired: Free Agent (1994)
College: Central Florida
NFL Experience: 3
Birthdate: April 19, 1970
Birthplace: Inverness, Florida
Residence: Kansas City, Missouri

Pro Career: Scrappy linebacker with a knack for being around the ball . . . An excellent hole-plugger against the run, can also drop in coverage . . . Takes pride in joining the fray on special teams, as well . . . His special teams savvy is indicative of his desire to earn more playing time . . . Signed with the Chiefs on Dec. 14, 1994 after spending the majority of the past two seasons with Washington . . . Has logged time in 18 regular season NFL contests over the course of the past two years . . . Played in 17 contests with the 'Skins ('93-'94) and the final two outings of the '94 campaign with Kansas City . . . Owns 22 career tackles, with 10 solo stops, all of which came in D.C. . . . Also has 15 career special teams hits to his credit . . . Entered the NFL as a third-round selection (71st overall) of Washington in the '93 draft. **1994:** Saw special teams duty with the Chiefs in the final two contests of the season, plus Kansas City's playoff outing at Miami (12/31) . . . Saw first action with KC against Houston (12/18) . . . Was credited with a special teams tackle against the Raiders (12/24) . . . Began the year with the Redskins, but was waived (8/30) . . . Eventually returned to the club (9/27) . . . Played in one game, but did not record a tackle . . . Was released again (10/11). **At Washington (1993):** Saw action in all 16 games for the Redskins as a rookie . . . Saw spot action behind Kurt Gouveia at middle linebacker with most of his play coming on the specialty units . . . Totalled 22 tackles (10 solo) on the year . . . Also accounted for 14 special teams wrap-ups, the second-best mark on the squad . . . Recovered a fumbled Clarence Verdin punt return to set up a one-yard TD run by Mark Rypien in a 30-24 win over the Colts (11/17) . . . Enjoyed best pro outing in his native Florida with a five-tackle effort at Tampa Bay (12/5) . . . Also tallied five special teams stops against the Buccaneers.

College/Personal: Turned down a host of Division I scholarship offers to play close to home at the Division I-AA, University of Central Florida in Orlando . . . One of the most notable players to ever suit up for the UCF squad . . . Rewrote the Central Florida record books with a school-best 472 career tackles . . . Also notched eight career INTs . . . Led the Knights in tackles as a sophomore, junior and senior . . . Boasted a personal-high 149 total stops as a senior, including a season-high 23 wrap-ups against Liberty . . . Intercepted a pass against Western Illinois and returned it a school-record 97 yards for a score . . . Had 139 stops as a junior, in addition to three sacks, and three INTs . . . Had similar numbers as a sophomore with 140 tackles, three sacks, and two pick-offs . . . Was a prep standout at Inverness (Fla.) High School, lettering in wrestling, track, and weightlifting in addition to football . . . Also caught a team-best 29 passes as a senior . . . Prep QB and defensive teammate was former Chiefs safety Monty Grow, now of the Jacksonville Jaguars . . . Cites stalking wild boars and golfing as off-season diversions . . . Majored in criminal justice at Central Florida . . . Full name: Richard Hamilton . . . Single.

HAMILTON'S NFL STATISTICS

Year	Team	G-S	Tackles			Fum. Rec.	For. Fum.	Sacks/ Yards
			Tkls.	Asst.	Tot.			
1993	Washington	16-3	10	12	22	0	0	0/0
1994	Washington	1-0	0	0	0	0	0	0/0
1994	Kansas City	2-0	0	0	0	0	0	0/0
Totals		18-0	10	12	22	0	0	0/0



JAMES HASTY • 40
Cornerback Ht: 6-0 Wt: 201

How Acquired: Unrestricted Free Agent (1995)
College: Washington State
NFL Experience: 7 (1st with Chiefs)
Birthdate: May 23, 1965
Birthplace: Seattle, Washington
Residence: Renton, Washington

Pro Career: Gifted cornerback joined the Chiefs as an unrestricted free agent from the New York Jets on March 31 of this year . . . Has excellent cover skills and is a sure tackler . . . Started all 111 games he played in with the Jets after joining the club as a third-round pick (74th overall) in the '88 NFL draft . . . Was the Jets starting right cornerback the past seven years . . . Enters '95 with a string of 103 consecutive starts and has opened all 16 games in each of the past six seasons . . . During his seven NFL campaign he has recorded 506 tackles, 24 interceptions, 18 fumble recoveries, six forced fumbles, four sacks and 106 passes defended . . . His 24 career picks tie for third in Jets history with Larry Grantham; trails Bill Baird (34) and Dainard Paulson (29) . . . Always seems to be around the ball; has 42 takeaways (24 INTs and 18 FRs) in 111 games . . . Led or tied for the team lead in passes defended in five of his seven seasons . . . Has made at least 58 tackles each season in the league and has averaged 79.8 stops the previous four years. **1994:** Tied for the team lead and for sixth in the AFC with six interceptions, which tied a personal high (had five in '88 and '89) . . . Finished second on the club with 10 passes defended . . . His 92 tackles ranked seventh on the squad and represent his second-highest total ever (made 94 in '91) . . . Also had two fumble recoveries, two forced fumbles and a career-high three sacks . . . Started all 16 games, at right cornerback, for the sixth straight season . . . Tied a Jets record (Dainard Paulson, '64) by intercepting a pass in four straight games; got picks in games against Minnesota (11/20), Miami (11/27), New England (12/4) and Detroit (12/10) . . . Made other interception at Indianapolis (10/30). **1993:** Team captain started all 16 games for the fifth year in a row . . . Recorded 68 tackles along with two interceptions, eight passes defended, two fumble recoveries and one forced fumble . . . Started and played the entire game at Indianapolis (11/14), making three tackles, with a surgically-repaired cheekbone that was fractured the previous week vs. Miami (11/7) . . . Recorded a season-high nine tackles, and along with Ronnie Lott, batted away a Phil Simms pass in the end zone at the end of the game to preserve a 10-6 win over the Giants (10/31). **1992:** Opened all 16 contests and was among the team leaders in every defensive category . . . Finished fifth in tackles (65), fourth in forced fumbles (two), third in fumble recoveries (two), first in passes defended (17) and third in interceptions (two). **1991:** Started all 16 games at right corner and was instrumental in the Jets finishing fourth in the NFL in total defense . . . Had a team-high 14 passes defended and finished third on the club with a career-high 94 tackles . . . In addition, he had three interceptions and tied with Chris Burkett for the NFL lead in fumble recoveries with four . . . Made five tackles in a playoff loss to Houston (12/29). **1990:** Had an outstanding season, starting 16 games at right corner . . . Led team with 14 passes defended in addition to 66 tackles, two picks, one forced fumble and three fumble recoveries . . . Allowed only three TD catches the entire season . . . Recovered a pair of fumbles vs. Cleveland (9/16). **1989:** Started all

16 contests and finished second on the team with five interceptions . . . Led team with 21 passes defended . . . Also totaled 63 tackles and two fumble recoveries . . . Returned an interceptions 34 yards for first NFL touchdown at New Orleans (10/15) . . . Awarded a game ball at Miami (9/24) after picking off two passes that led to Jets scores. **1988:** Took over starting right cornerback job in training camp and started 15 games . . . Missed Game 9 vs. Pittsburgh (10/30) with a sore hamstring and it remains the only contest he has missed in his NFL career . . . Tied for the team lead with 22 passes defended, was second on the squad with five interceptions in addition to 58 tackles, one sack and a team-high three fumble recoveries . . . Was named to all-rookie teams by UPI and *Pro Football Weekly* . . . Took home a game ball vs. Indianapolis (12/10) with two interceptions and five passes defended . . . Was the 74th player picked in the draft, the 13th defensive back . . . Was chosen in third round with a pick obtained from the L.A. Raiders for the Jets fourth- and fifth-round selections.

College/Personal: Was a two-year starter in the secondary at Washington State after transferring from Central Washington, where he played wide receiver . . . As a senior, he tied for the team lead with four interceptions while playing cornerback . . . Named to the Pac-10's all-academic team as a senior . . . Played safety as a junior and also returned kickoffs, averaging 19.6 yards per runback . . . Was a football and track standout at Franklin High School in his hometown and birthplace of Seattle . . . Earned a degree in communications from Washington State . . . Started work on a master's degree in education at Fordham . . . Initiated and orchestrated the Jessica Guzman Scholarship Fund in which players and staff raised \$17,500 to help needy children with their education . . . Has been very active speaking to schools about the importance of education and the dangers of substance abuse . . . Full name: James Edward Hasty . . . Single.

HASTY'S NFL STATISTICS

Year	Team	G-S	Interceptions				Tackles			Fum.	For.
			No.	Yds.	LG	TD	Solos	Asst.	Tot.	Rec.	Fum.
1988	N.Y. Jets	15-15	5	24	16	0	45	13	58	3	0
1989	N.Y. Jets	16-16	5	62	34	1	51	12	63	2	0
1990	N.Y. Jets	16-16	2	0	0	0	49	17	66	3	1
1991	N.Y. Jets	16-16	3	39	39	0	65	29	94	4	0
1992	N.Y. Jets	16-16	2	18	18	0	43	22	65	2	2
1993	N.Y. Jets	16-16	2	22	22	0	49	19	68	2	1
1994	N.Y. Jets	16-16	5	90	40	0	74	18	92	2	2
Totals		111-111	24	255	40	1	376	130	506	18	6

Additional Stats: Career Sacks: 4

Playoffs: 5 tackles in 1 start in '91



GREG HILL • 29
Running Back Ht: 5-11 Wt: 209

How Acquired: Draft (No. 1 - 1994)

College: Texas A&M

NFL Experience: 2

Birthdate: February 23, 1972

Birthplace: Dallas, Texas

Residence: Overland Park, Kansas

Pro Career: Flashy halfback has blazing speed as well as tremendous power up the middle . . . Is the Chiefs fastest player . . . Kansas City's first-round pick (25th overall) in the '94 draft made an immediate impact as a rookie and showed the potential to be a future NFL star . . . Finished second on the team with 574 rushing yards, the most by a Chiefs rookie since '87 when Christian Okoye had 660 . . . It was the eighth-highest rookie total in franchise history . . . His 574 yards were the third-most among AFC rookies and fifth-most among all rookies . . . He trailed only Indianapolis' Marshall Faulk (1,282), Tampa Bay's Errict Rhett (1,011),

Pittsburgh's Bam Morris (836) and New Orleans' Mario Bates (579) . . . Had one touchdown run, an eight-yarder, against Houston (12/18) . . . Caught 16 passes for 92 yards . . . Was Kansas City's leading rusher in five games and had four contests with at least 50 yards . . . Had season bests with 17 rushes and 74 rushing yards vs. Seattle (10/23) . . . In NFL debut at New Orleans (9/4), he carried the ball 16 times for 51 yards . . . Longest run was a 20-yarder at San Diego (10/9) . . . Played a major role in a big win over Cleveland (11/20) when Marcus Allen was injured, rushing for 66 yards on 12 tries . . . Played in all 16 contests, making one start (San Diego, 11/13) . . . Had two rushes for 14 yards and caught one pass for 11 yards in playoff loss at Miami (12/31).

College/Personal: Became the first back in Southwest Conference history to rush for over 1,000 yards both as a freshman and sophomore . . . Reached 2,000 rushing yards faster than any back in SWC history (20 games) . . . Ranks third on Texas A&M's all-time rushing yardage with 3,262 (Darren Lewis-5,012 and Curtis Dickey-3,703) . . . His 631 rushing attempts are also rank third in Aggies history and his 33 rushing touchdowns place him fourth . . . Also caught 30 passes for 289 yards and three scores . . . Rushed for 707 yards and six scores on 134 attempts in '93 . . . Was a second team All-America pick by *The Sporting News*, third team All-America by AP and a consensus All-SWC pick in '92 after finishing third in the conference and 13th in the nation with an average of 111.6 rushing yards per game . . . Led team with 1,339 yards, third-best season total in school annals, and 15 touchdowns on 267 carries . . . Had nine 100-yard milestone, gaining 1,216 yards with 12 TDs on 240 carries . . . Broke Earl Campbell's SWC freshman rushing record (928 in '74) . . . Was All-America, all-state and all-district at Carter High School in Dallas . . . Rushed for 1,122 yards and 14 scores as a senior . . . Also lettered in track as a sprinter . . . Is developing a community program, called "Running Back to School" . . . Full name: Gregory LaMonte Hill . . . Single.

HILL'S NFL STATISTICS

Rushing

Year	Team	G-S	No.	Yds.	Avg.	LG	TD
1994	Kansas City	16-1	141	574	4.1	20	0
Totals		16-1	141	574	4.1	20	0

Pass Receiving

Year	Team	No.	Yds.	Avg.	LG	TD
1994	Kansas City	16	92	5.8	21	0
Totals		16	92	5.8	21	0

Playoffs: 1 game in '94 with 2 rushes for 14 yards, 12 long, and 1 catch for 11 yards.

Single Game Career Highs

Rushing Attempts: 17 vs. Seattle, 10/23/94
 Rushing Yards: 74 vs. Seattle, 10/23/94
 Long Run: 20 vs. San Diego, 10/9/94
 Rushing Touchdowns: 1 vs. Houston, 12/18/94
 Pass Receptions: 3 vs. San Diego, 10/19/94
 vs. Cleveland, 10/20/94
 Receiving Yards: 26 vs. Cleveland, 10/20/94
 Long Reception: 21 vs. Denver, 10/17/94

CHART TOPPERS, 1990-94

FEWEST GIVEAWAYS

1. Giants	102
2. Chiefs	116
3. Cowboys	127
4. 49ers	133
5. Chargers	135



HARRISON HOUSTON • 9**Wide Receiver Ht: 5-9 Wt: 180****How Acquired:** Free Agent (1995)**College:** Florida**NFL Experience:** 1**Birthdate:** January 26, 1972**Birthplace:** Pensacola, Florida**Residence:** Decatur, Georgia

Pro Career: Exciting receiver who can stretch the secondary with his exceptional speed . . . Can also be deployed as a return threat on kickoffs and punts . . . A precision pass-catcher who is well-versed in various pass-oriented offenses . . . Signed as a free agent with the Chiefs in Feb. '95 after spending the '94 season as a member of the Atlanta Falcons practice unit . . . Originally a fifth-round (138th overall) selection of the Atlanta Falcons in the 1994 draft.

College/Personal: A four-year letterwinner and three-year starter in coach Steve Spurrier's high-octane offensive attack at the University of Florida . . . Caught 101 passes for 1,781 yards and 19 TDs during his four-year stint with the Gators . . . Finished his career in Gainesville ranked seventh in school history in receiving yards, ninth in receptions, and tied for third in TD receptions . . . Still owns the Florida kickoff return record with a 22.5-yard average with 54 returns for 1,216 yards . . . Also ranks as the Gators career leader in all-purpose yardage with an average gain of 19.3 yards per play . . . As a senior, he was an offensive team co-captain of Florida's 1993 SEC Championship squad that posted a school-record 11 victories and a whopping 41-7 USF&G Sugar Bowl triumph over West Virginia . . . Selected to play in the East-West Shrine Game after his senior season . . . Hauled in a career-high seven receptions for 119 yards vs. Kentucky in '92 . . . In '91 his eight TD receptions were second in the Southeastern Conference behind teammate Willie Jackson . . . Posted a career-best three TD catches vs. San Jose State in 1991 . . . A former prep standout at Pine Forest High School in Pensacola, Fla. . . . Lined up as a wishbone tailback as a high school senior, rushing for 939 yards and a combined 12 rushing and receiving TDs . . . An avid miniature golfer . . . Full name: Harrison Shapaul Houston . . . Single.



DANAN HUGHES • 83**Wide Receiver/Kick Returner****Ht: 6-1 Wt: 206****How Acquired:** Draft (No. 7-1993)**College:** Iowa**NFL Experience:** 3**Birthdate:** December 11, 1970**Birthplace:** Bayonne, New Jersey**Residence:** Lee's Summit, Missouri

Pro Career: Talented wide receiver and return specialist saw more action on offense in '94 and continued his strong special teams play . . . Has excellent size and elusiveness . . . Has been Kansas City's primary punt returner the past year-and-a-half, bringing back 30 for an 8.0-yard average . . . Has also returned 23 kickoffs at a 19.8-yard clip . . . In 22 career NFL games, he has made an impressive 22 special teams tackles . . . Saw very limited action at wide receiver as a rookie in '93, then made seven grabs for 80 yards in a more expanded role last season . . . Was selected by the Chiefs in the seventh round (186th overall) of the '93 draft. **1994:** Appeared in all 16 games, making seven receptions for 80 yards . . . Returned a team-high 27 punts at a 7.1-yard clip and had nine kickoff

returns for a 21.1-yard average . . . Also made 16 special teams stops, fourth-most on the squad . . . Had the best receiving day of his career against the Chargers (11/13) when he had four grabs for 53 yards . . . Had a career-long 43-yard punt return in a win over San Francisco (9/11) . . . Returned one kickoff for 14 yards in a playoff setback at Miami (12/31). **1993:** Was Kansas City's seventh-round pick in the draft . . . Made the Opening Day, 47-man roster but was inactive for the first game . . . Was waived Sept. 6, then resigned to the practice squad . . . Was activated on Nov. 17 and played in the club's final six regular season games and all three playoff affairs . . . Did not make a catch during the regular season, but did return three punts for a 16.2-yard average and a team-high 14 kickoffs at a 19.0-yard clip . . . Made six coverage stops on special teams . . . In three playoff tilts, he contributed two catches for 26 yards, seven punt returns for a 12.0-yard average and two kickoff returns for 42 yards . . . Had a Chiefs playoff-record 35-yard punt return vs. Houston (1/16/94).

College/Personal: Starred on both the football and baseball squads during five years at Iowa . . . Was a four-year starter, primarily at wingback . . . Tied Ronnie Harmon's school career record for receptions with 146 and broke Harmon's all-time receiving yardage mark with 2,216 . . . Had 21 receiving touchdowns and averaged 15.2 yards per catch . . . Also returned 59 kickoffs for a 19.9-yard average . . . Was a second team All-Big 10 pick as a senior, when he had 46 catches for 578 yards and six scores . . . Broke his foot in his final college game, the Hula Bowl . . . Was a first team all-conference choice as a junior, when he recorded 43 receptions for 757 yards and eight touchdowns . . . Selected in the third round of the '92 baseball draft by the Milwaukee Brewers . . . In the spring of '92, he played centerfield for the Brewers Class A Helena (Mont.) club, batting .317 with one HR and 22 RBIs . . . Played in 27 games with Iowa that year before turning pro, batting .274 despite suffering a broken finger in the fifth game . . . Played quarterback, wide receiver, defensive back and linebacker at Bayonne (N.J.) High School . . . Also lettered in baseball and basketball . . . Graduated from Iowa with a communications degree . . . During the '94 offseason, he worked as a substitute teacher in the Lee's Summit school district . . . Full name: Robert Danan Hughes . . . Single.

HUGHES' NFL STATISTICS

Pass Receiving

Year	Team	G-S	No.	Yds.	Avg.	LG	TD
1993	Kansas City	6-0	0	0	0.0	0	0
1994	Kansas City	16-1	7	80	11.4	22	0
Totals		22-0	7	80	11.4	22	0

Punt Returns

Kickoff Returns

Year	Team	No.	Yds.	Avg.	LG	TD	No.	Yds.	Avg.	LG	TD
1993	Kansas City	3	49	16.3	29	0	14	266	19.0	30	0
1994	Kansas City	27	192	7.1	43	0	9	190	21.1	32	0
Totals		30	241	8.0	43	0	23	456	19.8	32	0

POSTSEASON

Pass Receiving

Year	Team	G-S	No.	Yds.	Avg.	LG	TD
1993	Kansas City	3-0	2	26	13.0	15	0
1994	Kansas City	1-0	0	0	0.0	0	0
Totals		4-0	2	26	13.0	15	0

Single Game Career Highs

Pass Receptions: 4 vs. San Diego, 11/13/94
 Receiving Yards: 53 vs. San Diego, 11/13/94
 Long Reception: 22 vs. San Diego, 11/13/94
 Punt Returns: 4 vs. San Diego, 11/13/94
 Punt Return Yards: 47 vs. San Francisco, 9/11/94
 Long Punt Return: 43 vs. San Francisco, 9/11/94
 Kickoff Returns: 5 vs. San Diego, 12/19/93
 Kickoff Return Yards: 102 vs. San Diego, 12/19/93
 Long Kickoff Return: 32 vs. Seattle, 11/27/93

GEORGE JAMISON • 57
Linebacker Ht: 6-1 Wt: 235



How Acquired: Unrestricted Free Agent (1994)
College: Cincinnati
NFL Experience: 9 (2nd with Chiefs)
Birthdate: September 30, 1962
Birthplace: Bridgeton, New Jersey
Residence: Rochester Hills, Michigan

Pro Career: Versatile outside linebacker can cover backs and tight ends, stuff the run and has the ability to rush the passer effectively . . . Came to Kansas City as an unrestricted free agent from the Detroit Lions in July of '94 . . . Spent seven seasons ('86-93) with the Lions, where he established himself as one of the better outside linebackers in the league . . . Under-rated player also excelled in the USFL, winning two league championships with the Philadelphia/Baltimore Stars in '84 and '85 . . . Chiefs President/GM and CEO Carl Peterson was President/GM of the Stars . . . Was Detroit's second-round selection in the '84 USFL supplemental draft . . . Signed with Detroit during the team's '86 training camp . . . In 114 career NFL outings (84 starts), he has recorded 524 tackles, 19½ sacks, eight interceptions, eight forced fumbles, five fumble recoveries, three touchdowns and one safety. **1994:** Started 12 of 13 games at "stack" linebacker in first season as a Chief . . . Joined the club as an unrestricted free agent just before training camp . . . Finished fifth on the club with 80 tackles, while also adding three fumble recoveries, tying a career high, two forced fumbles and a sack . . . Was the team's leading tackler in five games . . . Made key strip of FB Leroy Hoard and returned the ball 22 yards to set up a field goal which knotted the game at 13 in a 20-13 victory over Cleveland (11/27) . . . Had 10 or more tackles in three contests, including a season-high 12 against San Francisco (9/11) . . . Did not start the final four games and missed all of Games 13-15 with a foot injury . . . Started the playoff loss at Miami (12/31), making two tackles.

At Detroit (1986-93): Spent seven seasons with the Lions, including the final three as a fulltime starter at outside linebacker . . . In 101 games, including 72 starts, with Detroit, he compiled 444 tackles, 18½ sacks, five fumble recoveries, eight interceptions, three touchdowns and a safety . . . In three playoff games (all starts) with the team, he made 19 tackles (14 solos). **1993:** Finished third on the Lions with 78 tackles as a starter at left outside linebacker in every game . . . Also contributed two sacks, two interceptions and a forced fumble . . . Scored the third touchdown of his NFL career on a 35-yard interception return in the season opener vs. Atlanta (9/5) . . . Had five stops and a sack at L.A. Rams (10/24). **1992:** Was second on the team with a career-high 111 tackles, including 80 solos . . . Added two sacks, one fumble recovery and three forced fumbles . . . Had a sack against Tampa Bay (10/25) . . . Recorded a season-high 13 tackles vs. Green Bay (12/6). **1991:** Outstanding season earned him Defensive MVP honors from his teammates . . . Ranked among the team leaders in every defensive category . . . Racked up 86 tackles, four sacks, three interceptions, two forced fumbles and one recovered fumble . . . Led team with nine tackles, picked off a pass and added a sack against N.Y. Jets (12/8) . . . Also had sacks vs. Indianapolis (9/22) and Tampa Bay (9/29) . . . Had six tackles vs. Dallas (1/5/92) in NFC Divisional Playoff Game and five vs. Washington (1/12/92) in the NFC Championship Game. **1990:** Played well despite being hampered much of the season with a shoulder injury . . . Started seven of 14 games, finishing the year with 43 tackles, two sacks and one forced fumble . . . Suffered the injury vs. Tampa Bay (9/23) . . . Saw limited action throughout the middle portion of the schedule, then regained his starting job Week 14 when he made six tackles against the Raiders (12/10). **1989:** Sustained a severe ankle injury in the first preseason game vs. Cleveland (8/12), which shelved him until Week 2 of the regular season at N.Y. Giants (9/17) . . . Opened six of 11 games . . . Received the starting nod in place of the injured Michael Cofer at Minnesota (10/8) and also started the next three games . . . Suffered a season-ending knee injury at Cincinnati (11/19). **1988:** Went from a special teams player to a part-time starter, opening 11 of his 16 appearances . . . Recorded 77 tackles (fifth-most on the team), 5½ sacks (fourth), three

interceptions (tied for team lead) and three fumble recoveries (third) . . . Also scored a pair of touchdowns . . . The first came in the season opener vs. Atlanta (9/4) when he recovered a fumbled punt by James Matthews and returned it four yards for the score . . . The second occurred against Minnesota (11/6) on a 52-yard interception return; it was his first NFL interception . . . Tallied a career-most 14 tackles on Thanksgiving Day vs. Minnesota (11/24). **1987:** Played in 12 games, primarily on special teams . . . Totaled 16 tackles, one sack and one safety . . . Got his first NFL sack at Denver (11/1) . . . Was credited with a safety after pinning Green Bay's Walter Stanley in the end zone (10/25). **1986:** Signed by Detroit as a free agent on Aug. 17 . . . Sustained an Achilles injury in training camp and was placed on injured reserve for the entire season on Aug. 30. **USFL (1984-85):** Was selected by the Philadelphia Stars in the second round (35th pick) of the '84 Open Draft . . . Played a big part on a team that won the USFL Championship in both '84 and '85 . . . Had four sacks in '84 and five in '85.

College/Personal: Excelled as a pass rusher at Cincinnati, where he compiled 29 career sacks . . . Was All-Metro Conference and an honorable mention All-America selection as a senior . . . Led team with six sacks and added 62 tackles as a senior . . . Played defensive tackle as a sophomore and junior before moving to linebacker . . . Was originally recruited as a fullback . . . Graduated with honors in human resource development from the University of Detroit in May '90 . . . Became the first pro athlete to earn a U-D degree through the Cooperative Education Program . . . Interned as a career placement counselor . . . Attended Bridgeton (N.J.) High School . . . Full name: George R. Jamison, Jr. . . . Married, wife Arnella.

JAMISON'S NFL STATISTICS

Year	Team	G-S	Tackles			Fum. Rec.	Sacks/ Yards	Int./ Yards
			Solos	Asst.	Tot.			
1987	Detroit	12-0	11	5	16	0	1.0/ 8.0	0/ 0
1988	Detroit	16-11	66	11	77	3	5.5/ 47.0	3/56
1989	Detroit	11-6	27	6	33	0	2.0/ 18.0	0/ 0
1990	Detroit	14-7	39	4	43	0	2.0/ 14.0	0/ 0
1991	Detroit	16-16	67	19	86	1	4.0/ 30.0	3/52
1992	Detroit	16-16	80	31	111	1	2.0/ 11.0	0/ 0
1993	Detroit	16-16	64	14	78	0	2.0/ 9.0	2/48
1994	Kansas City	13-12	53	27	80	3	1.0/ 4.0	0/ 0
Totals		114-84	407	117	524	8	19.5/141.0	8/156

Additional Stats: Touchdowns (3)—4-yard blocked punt return and 52-yard interception return in '88 and a 35-yard interception return in '93. Safety (1)—In '88.

PLAYOFFS

Year	Team	G-S	Tackles			Fum. Rec.	Sacks/ Yards	Int./ Yards
			Solos	Asst.	Tot.			
1991	Detroit	2-1	11	1	12	0	0/0	0/0
1993	Detroit	1-1	3	4	7	0	0/0	0/0
1994	Kansas City	1-1	2	0	2	0	0/0	0/0
Totals		4-4	16	5	21	0	0/0	0/0



AJ JOHNSON • 41
Cornerback Ht: 5-8 Wt: 176

How Acquired: Unrestricted Free Agent (1995)
College: Southwest Texas State
NFL Experience: 7 (1st with Chiefs)
Birthdate: June 22, 1967
Birthplace: Lompoc, California
Residence: Universal City, Texas

Pro Career: Tough cornerback and special teams performer came to Kansas City on June 13, 1995 as an unrestricted free agent from the Washington Redskins . . . Spent six seasons with the Redskins, racking up 199 tackles, nine interceptions, including two returned for touchdowns, and two fumble recoveries in 70 games (22 starts) . . . As a standout special teams player, he has 55 career tackles on coverage units, and 24

kickoff returns for a 21.0-yard average . . . Was a member of Washington's Super Bowl XVI squad . . . Entered the NFL as a sixth-round pick (149th overall) of the Redskins in '89 . . . Has one interception in postseason action; played in seven playoff games with two starts. **At Washington (1989-94): 1994:** Appeared in 11 games with the Redskins as a backup cornerback and special teamer . . . Made one tackle on defense and seven on special teams . . . Missed Games 1 and 3-5 with an ankle injury, then was sidelined in Game 12 with a thigh bruise. **1993:** Registered 36 tackles, one interception and 11 special teams stops in 13 games (three starts) . . . Raced 69 yards for a touchdown following an interception of a Bobby Hebert pass with :21 left in the game to give Washington a 16-7 victory . . . Started the first three games of the season before giving way to first-round draft pick Tom Carter . . . Finished second on the team in passes defended with six . . . A hamstring injury on the 69-yard TD dash forced him to miss the final two games of the year. **1992:** Despite two significant injuries, he was one of the Redskins most productive players . . . Suffered a gruesome compound dislocated finger vs. Phoenix (10/4) and had arthroscopic knee surgery before a Monday night game at New Orleans (11/23) . . . Played in 14 games and made a career-high 11 starts . . . Earned the prestigious Ed Block Courage Award for his mettle . . . Finished second on the team with 12 passes defended and had three interceptions along with a career-most 70 tackles . . . Had his best outing of the year vs. L.A. Raiders (12/26) with a season-high 11 tackles, one forced fumble and an interception . . . Had an interception in Washington's 20-13, NFC Divisional Playoff loss to the 49ers (1/9/93). **1991:** Suffered a dislocated wrist in the preseason opener at Pittsburgh (8/7) and was an injured reserve for the first five games of the year . . . Played in the final 11 games of the season as well as all three postseason contests . . . Credited with 28 tackles and 11 passes defended on defense and 21 stops on special teams . . . Against Houston (11/13), he had seven tackles, one forced fumble and a pass defended . . . Made his first and only career sack vs. Philadelphia (12/22) . . . Played in nickel situations and on special teams during the postseason run to a Super Bowl XVI win over Buffalo (1/26/92). **1990:** Took part in just five games after suffering a serious knee injury . . . Was on the "reserve/physically-unable-to-perform" list from Aug. 28-Dec. 1 . . . Had nine tackles, five pass deflections and an interception on defense and six stops on special teams . . . Played in both of Washington's playoff contests. **1989:** After beginning the year as a nickel back, he got his first start Game 9 vs. Dallas . . . Played in all 16 games, starting eight . . . Led the team in interceptions with four and pass deflections with eight . . . Was seventh in the NFC in kickoff returns with a 21.0-yard average on 24 runbacks . . . Named NFC Defensive Player of the Week following a 29-10 win over Phoenix (12/23), when he had seven tackles and two interceptions, including one for a 59-yard, second-half touchdown that broke the game open . . . Had a season-high eight tackles vs. Chicago (1/26) . . . Joined the Redskins as a sixth-round pick in the '89 draft.

College/Personal: Did a little bit of everything as a standout college player at Southwest Texas State . . . Played cornerback, wide receiver, running back and special teams . . . As a senior he was named second team All-Southland Conference as a receiver (26 catches for 459 yards and four TDs) and honorable mention as a cornerback . . . Was a running back at Clemens High School in Schertz, Texas . . . Rushed for 1,949 yards as a senior . . . Full name: Anthony Sean Johnson . . . Single.

JOHNSON'S NFL STATISTICS

Year Team	G-S	Interceptions				Tackles		Tot.	Fum. Rec.
		No.	Yds.	LG	TD	Solos	Asst.		
1989 Washington	16-8	4	94	59	1	46	9	55	0
1990 Washington	5-0	1	0	0	0	7	2	9	0
1991 Washington	11-0	0	0	0	0	21	7	28	1
1992 Washington	14-11	3	38	29	0	51	19	70	0
1993 Washington	13-3	1	69	69	1	24	12	36	1
1994 Washington	11-0	0	0	0	0	1	0	1	1
Totals	70-22	9	201	69	2	150	49	199	2

Additional Stats: Sacks — 1 in '91, Kickoff Returns — 24 for 504 yards (21.0) in '89.

Special Teams Tackles — 4 in '89, 6 in '90, 21 in '92, 6 in '92, 11 in '93 and 7 in '94.

Total: 55.

Playoffs: 1 interception in 7 games (2 starts).



JOHN JOHNSON • 93
Linebacker Ht: 6-3 Wt: 247

How Acquired: Free Agent (1995)
College: Clemson
NFL Experience: 5 (1st with Chiefs)
Birthdate: May 8, 1968
Birthplace: LaGrange, Georgia
Residence: LaGrange, Georgia

Pro Career: Signed by Kansas City as a free agent shortly after the '94 season . . . Very athletic outside linebacker possesses great speed . . . Came to the Chiefs after spending one season as a Bengal ('94) and three as a 49er ('91-92) . . . In 45 career games, including 14 starts, he has amassed 75 tackles, three sacks, two interceptions and one fumble recovery . . . Also has 12 career special teams stops . . . Has appeared in four playoff games, making nine tackles . . . Entered the NFL as a second-round pick (53rd overall) of San Francisco in the '91 draft . . . Was a starter for the 49ers in '93 . . . Appeared in two NFC Championship Games with San Francisco . . . Was awarded to the Bengals on a waivers claim on June 13 of '94 . . . Was released by Cincinnati five games into the '94 campaign. **At Cincinnati (1994):** Played in five games with the Bengals after being claimed on waivers from the 49ers in June . . . Made four tackles on defense and another three on special teams. **At San Francisco (1991-93):** Played in 40 games, including 13 starts, in three seasons with the 49ers . . . Registered 71 tackles, three sacks, two interceptions and a fumble recovery. **1993:** Started 12 of 15 games at outside linebacker . . . Did not play vs. Cincinnati (12/5) because of an ankle injury . . . Ranked eighth on the club with 47 tackles, while also adding two sacks, an interception and a fumble recovery . . . Enjoyed the finest game of his career vs. L.A. Rams (10/31) with a season-high seven tackles along with a sack, interception and fumble recovery . . . Made three stops in Giants playoff game (1/15/94) and two in NFC Championship Game loss to Dallas (1/23/94). **1992:** Played in all 16 games, including a pair of starts . . . In first NFL start at N.Y. Giants (9/6), he had a 56-yard interception return for a game-clinching touchdown . . . Made 19 tackles, one sack and one interception on defense and six tackles on special teams . . . Made two tackles in NFC Championship Game vs. Dallas (1/17/93). **1991:** Played in nine games as a rookie after being drafted by San Francisco in the second round . . . Was on injured reserve with a pinched nerve in his neck from Nov. 9 through the remainder of the season . . . Made five tackles on defense and four on special teams.

College/Personal: Was a three-year starter at Clemson, where he compiled 218 tackles and 14 sacks . . . Was a second team All-ACC pick as a senior, recording 48 tackles and 4½ sacks . . . Played in the '91 Senior Bowl . . . Lettered on Clemson's indoor track team, running the 55 meters (6.41) and 200 meters (22.31) . . . Named *USA Today's* Georgia Player of Year and first team All-America as a senior at LaGrange High School . . . Also ran on the school-record 440-meter relay team in high school, while also competing in the 100 meters (10.0), 440 meters (55.6), discus (153-2) and shot put (55-4½) . . . Full name: John Vernard Johnson . . . Single.

JOHNSON'S NFL STATISTICS

Year	Team	G-S	Tackles			Fum. Rec.	For. Fum.	Sacks/Yards	Int./Yards
			Tkls.	Asst.	Tot.				
1991	San Francisco	9-0	3	2	5	0	0	0/0	
1992	San Francisco	16-2	13	6	19	0	0	1/10	
1993	San Francisco	15-12	33	14	47	1	0	2/19	
1994	Cincinnati	5-0	3	1	4	0	0	0/0	
Totals		45-14	52	23	76	1	1	3/29	2/56

Additional Stats: Returned an interception 56 yards for a touchdown in '92.

Playoffs: Made 4 tackles (all solos) in 2 games in '92 and made 5 tackles (3 solos) in 2 games in '93.

VICTOR JONES • 46
Fullback Ht: 5-8 Wt: 233



How Acquired: Free Agent (1994)
College: Louisiana State
NFL Experience: 6 (2nd with Chiefs)
Birthdate: December 5, 1967
Birthplace: Baton Rouge, Louisiana
Residence: Dallas, Texas

Pro Career: Standout special teams performer came to Kansas City as a free agent on November 24 of last year . . . Hopes to rebound from an achilles tendon injury that forced him on injured reserve last season . . . Before becoming a Chief, spent time with five other NFL teams: Houston (24 games in '90-91), New England ('91 camp), Denver (16 games in '92), N.Y. Giants ('93 camp) and Pittsburgh (26 games in '93-94) . . . Is a veteran of 67 career NFL games, including one start . . . Has not carried the ball since his rookie season in '90 . . . Rushed for 74 yards on 14 carries that season and made three catches for 17 yards in '92 . . . On special teams, he has 39 tackles, two fumble recoveries and one kickoff for seven yards . . . Entered the NFL as a rookie free agent with Houston in '90. **At Kansas City (1994):** Was signed as a free agent on Nov. 24 and played in one game, making one special teams stop at Seattle (11/27) . . . Suffered a season-ending achilles tendon injury in that contest and was placed on injured reserve on Nov. 30. **At Pittsburgh (1993-94):** Played in 26 games with the Steelers, recording a total of 25 special teams tackles. 1994: Appeared in Pittsburgh's first 10 games, solely on special teams . . . Despite being released by the team on Nov. 16, he finished the year tied for seventh on the Steelers special teams tackle chart with seven. 1993: Was signed by the N.Y. Giants on April 20 and waived on Aug. 23 . . . Signed by Pittsburgh on Aug. 31 and played in all 16 games on special teams . . . Suffered a pectoral injury vs. Cleveland (1/2/94) and did not play in the playoffs . . . Led the squad with 15 special teams stops. **At Denver (1992):** Was claimed off waivers on Sept. 1 by the Broncos after being waived by the Oilers . . . Played in all 16 games with one start . . . Had no carries but made three receptions for 17 yards . . . Got first NFL start in season finale at Kansas City (12/27) . . . Made five special teams tackles. **At Houston (1990-91):** Played in 24 games with Houston during two seasons . . . Signed with New England as a "Plan B" free agent in '91, but returned to Houston after being waived. 1991: Was re-signed as a free agent by the Oilers on Sept. 4 and played in 14 games on special teams, making eight tackles . . . Was inactive vs. Washington (11/3) with a sprained ankle. 1990: Joined the Oilers as a rookie free agent and took part in 10 games . . . Spent the first four weeks of the season on the practice squad before being activated on Oct. 2 when Mike Rozier was released . . . Had 14 carries for 75 yards (5.4 avg.) . . . Made three tackles on special teams . . . Gained 36 yards on five carries vs. Cincinnati (10/14) . . . Replaced an injured Allen Pinkett vs. Cleveland (12/9) and ran nine times for 39 yards.

College/Personal: Started 23 of 42 games in four years at LSU, finishing his college career with 175 carries for 646 yards and 11 touchdowns . . . Added 12 receptions for 106 yards . . . Posted a career-best 272 rushing yards on 69 carries as a sophomore . . . Lettered in football, track, wrestling and weightlifting at Zachary (Tex.) High School . . . In Zachary, he has adopted two elementary schools . . . Co-owner of Equity Link Mortgage Company in Dallas . . . Full name: Victor Tyrone Jones . . . Married, wife Stacey, with one son Victor and a daughter Lauren.



LINDSAY KNAPP • 65
Guard/Tackle Ht: 6-6 Wt: 290

How Acquired: Draft (No. 5 - 1993)
College: Notre Dame
NFL Experience: 3
Birthdate: February 25, 1970
Birthplace: Arlington Heights, Illinois
Residence: Overland Park, Kansas

Pro Career: Exciting prospect returns for his third season in Kansas City red and gold . . . Can play either guard or tackle . . . Hard worker who is very intelligent and possesses surprising quickness for a man his size . . . Has seen only limited action in first two seasons in the league . . . Expected to battle for a larger role in '95 . . . Joined Chiefs as a fifth-round pick (130th overall) in the '93 NFL draft. **1994:** Saw first regular season action of pro career, appearing in a pair of games . . . Played against San Diego (11/13) and Cleveland (11/20) . . . Was inactive for 13 of the other 14 games. **1993:** Spent the first three games of the season on the practice squad before being activated on Sept. 24 . . . Was inactive for the remaining 13 regular season games and all three playoff contests . . . Made club after being selected in the fifth round of the draft.

College/Personal: Was a two-year starter at left tackle for Notre Dame . . . Played in 39 career college games, including 24 starts . . . Earned first team All-America honors from *College & Pro Football Newsweekly* as a senior and was a GTE District V Academic All-America selection . . . Started all 12 regular season games and the Sugar Bowl as a junior . . . Also earned Academic All-America honors that season . . . Was a backup tackle as a sophomore and freshman . . . Was prep All-America pick by *Parade* and all-state as a senior at Deerfield (Ill.) High School in suburban Chicago . . . Played both offensive and defensive tackle . . . Earned two letters in basketball, getting all-conference recognition as a senior . . . Graduated from Notre Dame with an economics degree, finishing undergraduate studies with 3.25 GPA . . . Took MBA classes following graduation . . . Full name: Lindsay Haines Knapp . . . Single.



SEAN LaCHAPELLE • 88
Wide Receiver Ht: 6-3 Wt: 205

How Acquired: Free Agent (1995)
College: UCLA
NFL Experience: 2
Birthdate: July 29, 1970
Birthplace: Sacramento, California
Residence: Sacramento, California

Pro Career: Becomes one of the biggest receiving targets on the Chiefs' squad . . . A sure-handed pass catcher with solid leaping ability . . . An athletic and intelligent player known for precision route running . . . Spent '93 and the '94 preseason with the Los Angeles Rams, catching two passes for 23 yards . . . Entered the league as a fifth-round pick (122nd overall) of the Rams in '93 . . . Joined Kansas City as a free agent signee in February of '95. **1994:** Was one of the Los Angeles Rams final cuts before the start of the '94 campaign . . . Was released by the Rams Aug. 23 after spending the '93 season with the club. **1993:** Saw action in 10 games with the Rams, primarily in multiple receiver sets . . . Caught two passes for 25 yards . . . First pro reception came at Phoenix (12/5), a 14-yard toss courtesy of QB Jim Everett . . . Added a 9-yard grab vs. Cincinnati (12/19) . . . Made Rams squad as a fifth-round draft choice.

College/Personal: Finished his career at UCLA in 1992 as the school's all-time leading receiver with 137 receptions . . . Broke Mike Sherrard's previous mark of 128 catches . . . Totalled 1,958 yards on those 137 catches for a 14.3-yard average and 14 TDs for the Bruins . . . Caught

30 balls as a senior, despite playing in just eight games . . . Caught the eye of pro scouts with a superb junior campaign when he pulled down 68 receptions for 987 yards and 11 scores . . . Earned first-team All-Pac 10 honors for his efforts . . . Ranked sixth in the nation in receptions and seventh in receiving yardage during that season . . . An honorable mention All-Pac 10 selection as a sophomore . . . Snared 39 passes for 607 yards and two scores during that sophomore season . . . Was a prep phenom for the Vintage High School Crushers in Napa Valley, Cal. . . . Earned first-team All-State accolades from *California Football Magazine* as a high school senior . . . Held an interesting variety of jobs during high school and college, working at a gas station, an ice cream parlor, and digging ditches . . . Full name: Sean Paul Richard LaChapelle . . . Single.

LaCHAPELLE'S NFL STATISTICS

Pass Receiving

Year	Team	G-S	No.	Yds.	Avg.	LG	TD
1993	L.A. Rams	10-0	2	23	11.5	14	0
Totals		10-0	2	23	11.5	14	0



RONNIE LOTT • 42

Safety Ht: 6-1 Wt: 203

How Acquired: Unrestricted Free Agent (1995)

College: Southern California

NFL Experience: 15 (1st with Chiefs)

Birthdate: May 8, 1959

Birthplace: Albuquerque, New Mexico

Residence: Santa Clara, California

Pro Career: One of the greatest defensive backs in football history joined the Chiefs as an unrestricted free agent on April 20, 1995 . . . A natural leader, he plays the game with extreme passion, aggressiveness and intelligence . . . Last year he was named to the NFL's 75th Anniversary All-Time Team . . . Has been voted to 10 Pro Bowls, tying Lawrence Taylor and Mike Singletary for the most in NFL history . . . Is fifth on the league's all-time interception list with 63, trailing only Paul Krause (81), Emlen Tunnell (79), Dick "Night Train" Lane (68) and Ken Riley (65) . . . In 192 career games, including 189 starts, he has amassed 1,161 tackles, 16 forced fumbles, 14 fumble recoveries, 8½ sacks, 170 passes defensed and five touchdowns . . . In 20 playoff contests (all starts), he has recorded nine interceptions, 89 tackles, one forced fumble, one fumble recovery and a pair of touchdowns . . . His nine postseason interceptions are an NFL record (shares with Charlie Waters and Bill Simpson) . . . Has had five seasons of at least 100 tackles, including the last three . . . Has had his two highest, single-season tackle totals the past two seasons, getting 121 last season and 123 in '93 . . . Owns four Super Bowl rings as a member of the San Francisco 49ers, where he played from '81-90 . . . Was with the Los Angeles Raiders in '91-92 and with the New York Jets in '93-94 . . . Led the NFL in interceptions twice, winning the title in '86 with 10 and again in '91 with eight . . . Was the driving force on the 49ers defense during the team's four Super Bowl title seasons in the '80s, helping San Francisco win the games with Roman numerals XVI, XIX, XXIII and XXIV . . . Began NFL career as a cornerback before making the switch to safety in '85 . . . Selected by San Francisco in the first round (eighth overall pick) of the '81 NFL draft . . . Says New England Patriots head coach Bill Parcells, "That guy's going to Canton on rollerskates. I've seen my share of him first-hand. He's one of the best guys that's ever played. You're talking about one of my very favorite players ever." . . . Was named to *The Sporting News* All-NFL team four times, as a cornerback in '81, as a free safety in '87 and '90 and as a strong safety in '91. **At N.Y. Jets (1993-94):** Joined Jets on March 3 of '93 as an unrestricted free agent . . . Was the club's starting free safety both seasons there, collecting 244 tackles, three interceptions, seven forced fumbles, three fumble recoveries and two sacks . . . His two-season tackle total was second-highest on the Jets (Mo Lewis, 313). **1994:** Started all

15 games he played in at free safety, finishing third on the club with 121 tackles, the second-most of his career . . . Went through an entire season without an interception for the first time in his career . . . Recorded three forced fumbles, a fumble recovery and a sack . . . Missed one game (Green Bay, 11/13) with a pinched nerve in his neck . . . It was the first game he'd missed since '90 . . . Won the Jets Dennis Byrd Award as the team's most inspirational player. **1993:** Started all 16 games at free safety, finishing third on the team with a career-high 123 tackles and tied for second with four forced fumbles, also a career best . . . Was also second on the squad in interceptions (three), fumble recoveries (two) and passes defended (10) . . . Recorded at least 10 tackles in six games. **At L.A. Raiders (1991-92):** In his two seasons with the Raiders, he started all 32 games at strong safety . . . Racked up 196 tackles, nine interceptions and one sack. **1992:** Led the Raiders with 103 tackles and was second on the team with 13 passes defended . . . Also had one interception in 16 starts. **1991:** Was voted to an NFL-record-tying 10th Pro Bowl after leading the NFL with eight interceptions . . . Was second on the team with 14 passes defended and third with 93 tackles . . . In playoff loss at Kansas City (12/28), he had four tackles and an interception . . . Signed by the Raiders as a "Plan B" free agent on March 25. **At San Francisco (1981-90):** In 129 games (126 starts), he amassed 721 tackles, 51 interceptions, 11 fumble recoveries, nine forced fumbles and 5½ sacks . . . Was San Francisco's defensive leader during its first four Super Bowl seasons . . . Owns 49ers records for career interceptions, interceptions in a season (10 in '86), career interception return yards (643) and interceptions returned for a touchdown in a career (five) and season (three in '81) . . . Appeared in 19 playoff games with the 49ers, collecting 85 tackles and nine interceptions, including two returned for scores. **1990:** In his last season as a 49er, he started 11 games at free safety, and concluded the year with 53 tackles, three interceptions, one fumble recovery and one forced fumble . . . Voted a Pro Bowl starter, while also being named a consensus All-NFL selection . . . In two playoff tilts, he made 11 stops. **1989:** A consensus All-NFL pick and Pro Bowl starter while leading the 49ers to their fourth Super Bowl victory . . . In 11 starts at free safety, he made 42 tackles and five interceptions . . . Missed Games 4-8 with an ankle injury . . . Had a 58-yard interception return for a touchdown in NFC Divisional Playoff Game vs. Minnesota (1/6/90) . . . Made four tackles, an interception and two passes defended, including a crucial touchdown-saving breakup in NFC Championship Game vs. L.A. Rams (1/14/90) . . . Credited with one tackle and one pass deflection in 55-10 victory over Denver in Super Bowl XXIV (1/28/90). **1988:** Voted to the NFC Pro Bowl squad as a starter, while also being selected All-NFC by UPI and second team All-NFL by AP . . . Started 12 of his 13 games at free safety . . . Collected 74 tackles, five interceptions, four fumble recoveries and three forced fumbles . . . Was sidelined three games (Giants 9/11, Atlanta 9/18, and Atlanta 12/4) with a hamstring injury . . . Had four tackles, three passes defended, two interceptions and a forced fumble in NFC Divisional Playoff win over Minnesota (1/1/89) . . . Made six stops and broke up a pass in NFC Championship victory at Chicago (1/8/89) . . . Recorded five tackles and a pass deflection in thrilling, 20-16, triumph over Cincinnati in Super Bowl XXIII (1/22/89). **1987:** Tied for the team lead (along with Don Griffin) with five interceptions . . . Fourth consecutive season he either led or tied for team interception leadership . . . Was a Pro Bowl selection and consensus All-NFL choice after also registering 55 tackles, three forced fumbles and a fumble recovery . . . Started all 12 non-strike games . . . Recorded eight stops in NFC Divisional Playoff Game vs. Minnesota (1/9/88). **1986:** Led NFL with a career-most 10 interceptions, earning Pro Bowl and consensus All-NFL accolades . . . Started 14 games at free safety, ending the year with 77 tackles, three forced fumbles and two sacks . . . Had two interceptions vs. Miami (9/28); lateralled second to Tom Holmoe, who raced 66 yards for a score . . . Enjoyed one of his finest outings at Green Bay (10/26) with a career-high 11 solo tackles and two interceptions . . . Literally took over that game with the 49ers down, 14-0, and played with a third-string quarterback . . . One pick set up a touchdown and he returned the other 57 yards for a score . . . Played most of the game with a hairline fracture of a shinbone, forcing him out of the lineup the next two games. **1985:** Led team with six interceptions and was second on the squad with 104 tackles . . . Moved from cornerback to free safety prior to the fifth game

of the season . . . Recorded 80 stops and five interceptions following position switch . . . Fractured and lacerated fifth finger of left hand in season finale against Dallas (12/22) . . . Despite injury he started playoff game at N.Y. Giants (12/28), recording five tackles. 1984: Played cornerback for the first eight games, before moving to free safety for the next four contests . . . Returned to corner for the final four regular season games . . . Tied for the team interception lead (with Keena Turner) with four, while adding 51 tackles and a sack . . . Named to the NFC Pro Bowl squad as a corner . . . Started the NFC Divisional Playoff Game vs. N.Y. Giants (12/29) at free safety, but returned to corner when Dwight Hicks went down with an injury . . . Finished that game with four tackles and an interception . . . Stayed at corner for the final two playoff games, including the Super Bowl XIX (1/20/85) victory over Miami. 1983: Led team with 108 tackles, nearly 30 more than any other 49ers defender . . . Also made four interceptions in the strike-shortened season . . . Returned one interception 83 yards for a touchdown at Kansas City (12/26). 1981: Started all 16 games as a rookie at cornerback . . . Finished with 89 tackles, seven interceptions, including three returned for touchdowns, 22 passes defended and two fumble recoveries . . . Finished as a runner-up for NFL Rookie-of-the-Year (to Lawrence Taylor) . . . Became second rookie in NFL history to return three interceptions for scores (Lem Barney is the other) . . . Named All-NFL, all-rookie and to his first Pro Bowl . . . Selected by San Francisco as the eighth overall pick (second DB after Kenny Easley) in the '81 draft.

College/Personal: Consensus All-America and All-Pac 10 as a junior and senior at USC . . . Named Trojans' MVP and Most Inspirational Player as a senior . . . Had 250 tackles and 14 interceptions during collegiate career . . . Was second in the nation and first in the conference with eight interceptions during senior campaign . . . Played basketball for the Trojans as a junior . . . Was a college teammate of Chiefs running back Marcus Allen . . . He and Allen started a business together selling promotional items and office supplies . . . Played football, basketball and baseball at Rialto (Cal.) Eisenhower High School . . . Owns several restaurants . . . Earned a degree in public administration from USC . . . Was born in Albuquerque, N.M., and raised in Cupertino, Cal. . . Full name: Ronald Mandel Lott . . . Married, wife Karen, one daughter Hailey (3) and one son Isaiah (2)

LOTT'S NFL STATISTICS

Year	Team	G-S	Interceptions				Tackles			Fum.	For.
			No.	Yds.	LG	TD	Solos	Asst.	Tot.	Rec.	Fum.
1981	San Francisco	16-16	7	117	41	3	52	37	82	2	0
1982	San Francisco	9-9	2	95	83	1	51	17	68	0	1
1983	San Francisco	15-14	4	22	22	0	80	28	108	1	1
1984	San Francisco	12-11	4	26	15	0	35	16	51	0	0
1985	San Francisco	16-16	6	68	25	0	86	18	104	2	1
1986	San Francisco	14-14	10	134	57	1	59	18	77	0	3
1987	San Francisco	12-12	5	62	34	0	38	17	55	1	0
1988	San Francisco	13-12	5	59	44	0	48	26	74	4	3
1989	San Francisco	11-11	5	34	28	0	39	3	42	0	0
1990	San Francisco	11-11	3	26	15	0	42	11	53	1	1
1991	L.A. Raiders	16-16	8	52	27	0	79	14	93	0	0
1992	L.A. Raiders	16-16	1	0	0	0	88	15	103	0	0
1993	N.Y. Jets	16-16	3	35	29	0	80	43	123	2	4
1994	N.Y. Jets	15-15	0	0	0	0	83	38	121	1	3
Totals		192-189	63	730	83	5	860	301	1161	14	16

Additional Stats: Sacks—1 in '83, 1 in '84, 1.5 in '85, 2 in '86, 1 in '91, 1 in '93 and 1 in '94.

Total: 8.5. Kickoff Returns—7 for 111 yards (15.9 avg.) in '81 and 1 for 2 yards in '85. Totals: 8 for 113 yards (14.1 avg.).

PLAYOFFS

Year	Team	G-S	Interceptions				Tackles			Fum.	For.
			No.	Yds.	LG	TD	Solos	Asst.	Tot.	Rec.	Fum.
1981	San Francisco	3-3	2	32	20	1	12	4	16	0	0
1983	San Francisco	2-2	1	0	0	0	4	3	7	0	0
1984	San Francisco	3-3	1	38	38	0	6	3	9	0	0
1985	San Francisco	1-1	0	0	0	0	04	1	5	0	0
1986	San Francisco	1-1	0	0	0	0	5	1	6	0	0
1987	San Francisco	1-1	0	0	0	0	6	2	8	0	0
1988	San Francisco	3-3	2	10	5	0	15	0	15	0	1
1989	San Francisco	3-3	2	72	58	1	6	2	8	1	0
1990	San Francisco	2-2	0	0	0	0	7	4	11	0	0
1991	L.A. Raiders	1-1	1	35	35	0	3	1	4	0	0
Totals		20-20	9	187	58	2	68	21	89	1	1

NFL LEADERS, CAREER INTERCEPTIONS

1. Paul Krause, 1964-79	81
2. EmlenTunnell, 1948-61	79
3. Dick "Night Train" Lane, 1952-65	68
4. Ken Riley, 1969-83	65
5. Ronnie Lott, 1981-	63

NFL's ANNIVERSARY ALL-TIME TEAM DEFENSIVE BACKS

Ronnie Lott, S/CB	San Francisco 49ers 1981-90, Los Angeles Raiders 1991-92, New York Jets 1993-94, Kansas City Chiefs 1995-
Ken Houston, S	Houston Oilers 1967-72, Washington Redskins 1973-80
Larry Wilson, S	St. Louis Cardinals, 1960-72
Mel Blount, CB	Pittsburgh Steelers 1970-83
Mike Haynes, CB	New England Patriots 1976-82, Los Angeles Raiders 1983-89
Dick (Night Train) Lane, CB	Los Angeles Rams 1952-53, Chicago Cardinals 1954-59, Detroit Lions 1960-65
Rod Woodson, CB	Pittsburgh Steelers 1987-



GREG MANUSKY • 51

Linebacker Ht: 6-1 Wt: 233

How Acquired: Free Agent (1994)

College: Colgate

NFL Experience: 8 (2nd with Chiefs)

Birthdate: August 18, 1966

Birthplace: Wilkes-Barre, Pennsylvania

Residence: Parkland, Florida

Pro Career: Veteran linebacker and special teams star joined Chiefs as a free agent on August 31, 1994, just prior to the start of the regular season . . . Is considered one of the NFL's finest special teams performers . . . Tough, physical player approaches the game with a passion, so much so he won All-Madden Team honors in '91 . . . Spent three seasons with the Washington Redskins ('88-90) and three with the Minnesota Vikings ('91-93) before coming to Kansas City . . . In 98 career games, including 17 starts, he has amassed 180 tackles on defense and another 135 on special teams . . . Entered the NFL as a rookie free agent with Washington in '88. **1994:** Played in all 16 games, including two starts, after joining the Chiefs as a free agent on Aug. 31, shortly after being released by Minnesota . . . Was credited with 23 special teams tackles, tying Monty Grow for team leadership . . . Recovered a fumble on special teams vs. Denver (10/17) . . . Started the final two games of the regular season at "stack" linebacker when George Jamison and Tracy Rogers were sidelined with injuries . . . Made 11 tackles in those two games, his defensive total for the season, getting four against Houston (12/18) and two at L.A. Raiders (12/24) . . . Had one defensive stop in playoff loss at Miami (12/31). **At Minnesota (1991-93):** In three seasons as a Viking, he played in 43 regular season games and two playoff contests . . . Made a whopping 63 special teams stops with Minnesota . . . Credited with eight defensive tackles with the club, who used him almost exclusively on special teams. **1993:** Played in all 16 games, responding with seven tackles on defense and a teamleading 26 on special teams . . . Made at least one coverage stop in 11 of the 16 games . . . Made one special teams tackle in playoff game at N.Y. Giants (1/9/94). **1992:** Despite playing in only 11 contests, he finished third on the squad with 17 special teams tackles . . . After suffering a bruised kidney against Houston (11/15), he was placed on injured reserve for four weeks before returning for the season finale vs. Green Bay 12/27) . . . Made one stop on defense and another in the kicking game in postseason setback to Washington 1/2/93). **1991:** Was signed by Minnesota as a "Plan B" free agent from Washington . . . Ranked second

on the club with 22 special teams tackles . . . Played in all 16 games for the third year in a row . . . Earned All-Madden recognition for his efforts.
At Washington (1988-90): After making the Redskins roster as a rookie free agent in '88, he played in 39 games, including 15 starts . . . Made 161 tackles and one fumble recovery on defense and 49 stops on special teams in three seasons with Washington. *1990:* Saw action in all 16 games, including eight starts at middle linebacker . . . Finished the year ranked sixth on the team with a career-high 88 tackles and three pass deflections . . . Also responsible for 15 special teams tackles. *1989:* Appeared in all 16 contests and made seven starts at middle linebacker . . . Was seventh on the squad with 72 tackles, while also recovering a fumble and deflecting a pass . . . In his initial NFL start, he made a career-high 13 tackles against the N.Y. Giants (10/15) . . . Led the Redskins in special teams tackles with 27. *1988:* Signed by Washington as a rookie free agent on May 3 . . . Was placed on injured reserve on Aug. 29 with a thigh injury . . . Was activated on Nov. 4 and played in the team's finale seven games . . . Made one tackle on defense and seven on special teams.

College/Personal: Was a four-year letterman and two-time All-Colonial League pick at Colgate . . . Earned Colonial League Defensive Player of the Year honors as a senior, when he posted 134 tackles and four sacks . . . Made 408 career tackles, including 162 as a junior when he led the team with five interceptions and was team MVP . . . Was a team captain and all-district linebacker at Dallas (Pa.) High School . . . Graduated from Colgate with a double major in education and geology . . . Full name: Gregory Manusky . . . Married, wife Laurie, a son, Colton Paul born in March of '95.

MANUSKY'S NFL STATISTICS

Year	Team	G-S	Defensive Tackles			Fum. Rec.	Special Teams	
			Solos	Asst.	Tot.		Tackles	Fum. Rec.
1988	Washington	7-0	1	0	1	0	7	0
1989	Washington	16-7	53	19	72	1	27	0
1990	Washington	16-8	52	36	88	0	15	0
1991	Minnesota	16-0	1	0	1	0	20	0
1992	Minnesota	11-0	5	2	7	0	17	0
1993	Minnesota	16-0	0	0	0	0	26	0
1994	Kansas City	16-2	9	2	11	1	23	1
Totals		98-17	121	59	180	9	135	1

Playoffs: Played in 5 games (no starts); 2 in '90, 1 in '92, 1 in '93 & 1 in '94.



STEVE MATTHEWS • 15 Quarterback Ht: 6-3 Wt: 209

How Acquired: Draft (No. 7a - 1994)

College: Memphis State

NFL Experience: 1

Birthdate: October 13, 1970

Birthplace: Tullahoma, Tennessee

Residence: Tullahoma, Tennessee

Pro Career: Left-hander possesses a quick release and excellent velocity on his passes . . . If leg completely recovers, he should have all the tools to be a solid NFL quarterback . . . Is still recovering from a broken leg suffered late in his senior season at Memphis State . . . Chiefs are hopeful he will be ready for full participation by training camp . . . Spent his entire rookie season on the "reserve/non-football-injury" list . . . Was chosen by Kansas City in the seventh round (199th overall) of the '94 NFL draft . . . Pick was acquired in a trade with the L.A. Rams for LB Chris Martin.

College/Personal: Despite playing in only 20 games, he set school career records with 341 pass completions, a 61.0 completion percentage 31 touchdown passes . . . Ranks third on the school's all-time list with 559 pass attempts and 3,980 passing yards . . . Was intercepted 25 times . . . Played two years at Memphis State, one at Harper (Ill.) Junior College and one at Tennessee . . . Started the first nine games of his senior season and missed the final two with a broken leg suffered vs. Ole Miss (11/6/93)

. . . That season he completed 166 of 273 passes (60.8%) for 1,896 yards and 13 scores . . . As a junior in '92, he ranked 12th in the nation in passing efficiency (134.77) in his first season with the Tigers . . . Shattered the school's passing records as he completed 175 of 286 passes (61.2%) for 2,084 yards and 18 touchdowns . . . Played in four games as a redshirt freshman at Tennessee, lining up at quarterback twice . . . Was a two-time all-district choice at Tullahoma (Tenn.) High School . . . Completed 113 of 180 passes (60.1%) for 1,876 yards and 18 touchdowns as a senior . . . Led team to the state semifinals as a junior . . . Also lettered in basketball and baseball . . . Full name: Stephen Keith Matthews . . . Single.



PELLOM McDANIELS • 77
Defensive End Ht: 6-3 Wt: 275

How Acquired: Free Agent (1993)
College: Oregon State
NFL Experience: 3
Birthdate: February 21, 1968
Birthplace: San Jose, California
Residence: Independence, Missouri

Pro Career: Talented, young defensive lineman begins his fourth season as a Chief . . . Is extraordinarily quick off the ball . . . Can play both end and tackle . . . Expected to battle for an even larger role in '95 . . . Has been a backup defensive end the past two seasons, appearing in 22 games, including three starts . . . In '93-94 he has registered 24 tackles, two sacks, one forced fumble, one fumble recovery and 11 quarterback pressures . . . Has seven tackles in three playoff affairs . . . Originally joined the club as a practice player in '92, but did not see action that season . . . Got first taste of pro football action in the World League. **1994:** As a backup defensive end, he participated in 12 games and made the first three starts of his NFL career . . . Recorded 16 tackles, two sacks, one forced fumble, one fumble recovery and eight quarterback pressures . . . Also made four tackles on special teams . . . Was sidelined the first two games with a finger injury and was placed on injured reserve the final week of the season with a shoulder injury . . . Was also inactive vs. Seattle (10/23) . . . Started Games 11-13 at left defensive end when Neil Smith was out with an elbow injury . . . Got first career sack on John Elway at Denver (12/4), forcing the quarterback to fumble the ball . . . In his first career start vs. Cleveland (11/20), he contributed a career-high five tackles and recovered a fumble . . . Made second sack of the year against the Seahawks (11/27) . . . Was placed on IR, Dec. 20. **1993:** Played in 10 regular season games as a backup lineman, registering eight tackles and three quarterback pressures . . . Was inactive for four straight games early in the year (Games 2-5), and dressed but did not play vs. Green Bay (11/8) and San Diego (12/19) . . . Appeared in all three playoff contests as he stepped up his productivity . . . Recorded seven tackles in postseason play, including four in the AFC Championship Game loss to Buffalo (1/23/94) . . . Resigned with the club as a free agent in the spring of '93. **1992:** Signed by Kansas City as a free agent on June 5, was waived on Aug. 31 and re-signed as a practice player on September 2 . . . Was waived off the practice roster on Sept. 16 and did not play with anyone else the remainder of the year . . . Played with the WL's Birmingham Fire in the spring before signing with the Chiefs. **1991:** Went undrafted by the NFL out of college and played with the WL's Fire during the spring . . . Signed with the Eagles in June after the World League's season was concluded. **World League (1991-92):** Played two World League seasons with the Birmingham Fire . . . Started at right defensive end in '92, finishing the campaign with 36 tackles, 2½ sacks, one forced fumble and one fumble recovery . . . Started six of 10 games for the Fire in '91, amassing 22 stops, four sacks and a fumble recovery.

College/Personal: Closed out college career at Oregon State with 113 tackles, 11 sacks and 10 quarterback pressures . . . As a senior, he has 46 tackles and 4½ sacks, earning second team All-Pac 10 honors . . .

Also had a 64-yard interception return vs. Boise State . . . Has 42 stops and a team-high 6½ sacks as a junior . . . Alternated between end and linebacker as a sophomore . . . Earned two letters in football (tackle), four in track (shot put and discus) and one in wrestling at Silver Creek High School in San Jose, California . . . Graduated from Oregon State with a degree in communications and political science . . . Owns and operates a clothing company, called "Pic N Cottin, Inc." . . . Established the "Arts for Smarts Foundation," a program that acquaints disadvantaged children with theater and dance. It also works hand-in-hand with the component of the Jem Theater at 18th and Vine in K.C. . . . Coached high school football at Sunset High School in Oregon during previous off-seasons . . . Full name: Pellom McDaniels III . . . Single.

McDANIELS' NFL STATISTICS

Year	Team	G-S	Tackles			Fum. For.		Sacks/ Yards
			Solos	Asst.	Tot.	Rec.	Fum.	
1993	Kansas City	10-0	8	0	8	0	0	0.0/0.0
1994	Kansas City	12-3	13	3	16	1	1	2.0/11.0
Totals		22-3	21	3	24	1	1	2.0/11.0

Playoffs: Made 7 tackles in 3 games (no starts) in '93.



DARREN MICKELL • 92
Defensive End Ht: 6-4 Wt: 284

How Acquired: Supp. Draft (No. 2 - 1992)
College: Florida
NFL Experience: 4
Birthdate: August 3, 1970
Birthplace: Miami, Florida
Residence: Miramar, Florida

Pro Career: Coming off his first year as a starter, he is quickly maturing into one of the NFL's better, young defensive ends . . . Extremely quick and powerful player whose trademark is his relentless pursuit of the ball carrier . . . Never quits on a play . . . Is an outstanding pass rusher, and, like Neil Smith, he has very long arms, making him a dangerous ball-stripper . . . Selected by Kansas City in the second round of a '92 supplemental draft . . . In 33 career outings, including 14 starts, he has racked up 59 tackles, eight sacks, six forced fumbles, two fumble recoveries and 63 quarterback pressures . . . In five playoff affairs, he has 11 tackles. **1994:** Enjoyed an exceptional third NFL season, which saw him become a starter at right defensive end . . . Started 13 of the 16 games he played in, and finished third on the team in sacks (seven) and forced fumbles (four) . . . Also made a career-high 37 tackles, recovered a fumble and broke up one pass . . . His 41 quarterback pressures were second on the club to Derrick Thomas (45) . . . Made all seven sacks in the final 10 games . . . Sacked John Elway, forcing a fumble, on the final play of the 31-28, comeback victory at Denver (10/17) . . . Also made full sacks against Seattle (10/23), Buffalo (10/30), L.A. Raiders (11/6), Denver (12/4), Houston (12/18) and at the Raiders (12/24) . . . One of his best games as a pro came in home win over the Raiders (11/6), when he had a season-high five tackles, a sack, a fumble recovery and five pressures . . . Credited with five tackles in playoff loss at Miami (12/31). **1993:** Saw action in all 16 games, including one start, as a backup defensive end to Pro Bowlers Neil Smith and Derrick Thomas . . . Contributed 21 tackles (16 solos), one sack, two forced fumbles, one fumble recovery, two deflected passes and 22 quarterback pressures . . . His first career sack came at Seattle (12/5), when he stripped Seahawks QB Rick Mirer of the ball, which Thomas picked up and returned 86 yards for a touchdown in a 31-16 win . . . Enjoyed an outstanding game vs. Denver (9/20), recording four stops, seven pressures, a forced fumble and a fumble recovery . . . Made initial NFL start in season finale against the Seahawks (1/2/94), when Thomas (neck injury) saw limited action; Mickell had one tackle and two pressures . . . Took

part in all three playoff games and was credited with six tackles. **1992:** Was chosen by Kansas City in the second round of an Aug. 27 supplemental draft, and signed with the team Sept. 15 . . . Was under an NFL roster exemption for two games, was activated on Sept. 29, and then placed on injured reserve with a recurring knee problem the next day . . . Spent 11 weeks on the injured reserve before being activated Dec. 26 for the season finale vs. Denver the following afternoon . . . Against the Broncos (12/27), he had a tackle and two pressures . . . In the playoffs vs. San Diego (1/2/93), he batted down a pass.

College/Personal: Made a name for himself as a pass-rush specialist and big-play producer at Florida . . . Before his senior year, he petitioned for eligibility in an NFL supplemental draft . . . Played in 17 college games, making 51 tackles (29 solos), 3½ sacks, three fumble recoveries, five deflected passes and one interception . . . Also scored two touchdowns (14-yard interception return vs. Oklahoma State in '90 and a 32-yard fumble return vs. Akron in '90) . . . Played in six games as a junior in '91, finishing the year with 37 tackles and 24 "big plays" (three sacks, three other tackles for a loss, 13 QB hurries, one forced fumble and four pass deflections) . . . Started at defensive end the last five games . . . Emerged as the top backup at defensive end as a sophomore in '90 . . . Made 14 tackles, ½-sack, one INT, three fumble recoveries and two TDs . . . Played in all 11 games as a sophomore . . . As a prep standout at Miami (Fla.) Senior High School, he was rated among the nation's top five DE/OLB prospects by National High School Recruiting Service . . . Won the Nick Kotys Award as Dade County's top prep player in '88 . . . First team all-state (5A) . . . Had 92 tackles, including 24 sacks, in '88 . . . Top reserve on Miami High School hoop squad that was nationally ranked in the top five all season in '88-89 . . . Formed a youth football league in the rough overtown section of Miami where he grew up . . . Enjoys fishing . . . Full name: Darren Mickell . . . Has one son Darren, Jr. (6) and one daughter Delesha (3).

MICKELL'S NFL STATISTICS

Year	Team	G-S	Tackles			Fum. Rec.	For. Fum.	Sacks/Yards
			Solos	Asst.	Tot.			
1992	Kansas City	1-0	1	0	1	0	0	0.0/0.0
1993	Kansas City	16-1	16	5	21	1	2	1.0/3.0
1994	Kansas City	16-13	31	6	37	1	4	7.0/26.5
Totals		33-14	48	11	59	2	6	8.5/29.5

PLAYOFFS

Year	Team	G-S	Tackles			Fum. Rec.	For. Fum.	Sacks/Yards
			Solos	Asst.	Tot.			
1992	Kansas City	1-0	0	0	0	0	0	0.0/0.0
1993	Kansas City	3-0	4	2	6	0	0	0.0/0.0
1994	Kansas City	1-1	5	0	5	0	0	0.0/0.0
Totals		5-1	9	2	11	0	0	0.0/0.0



GARRY PAY • 60
Center Ht: 6-4 Wt: 291

How Acquired: Free Agent (1995)

College: Brigham Young

NFL Experience: 1

Birthdate: January 20, 1968

Birthplace: Pomona, California

Residence: Plain Grove, Utah

Pro Career: Inked a free agent contract with the Chiefs in February of this year after making an impression on the practice squad last season . . . Adds depth behind veteran Tim Grunhard at the center spot . . . A versatile line performer, has experience at the guard slot, as well . . . First came to Kansas City as a member of the club's practice unit, signing on 12/27/94 . . . Prior to joining the Chiefs practice roster, he spent a little over a month with the 49ers practice squad (9/7 - 10/11/94) . . . Had

previously signed as a free agent with San Francisco in May of '94, but was released (8/28/94) . . . Initially entered the NFL as a free agent signee of the Phoenix Cardinals in '93, but was waived in the preseason.

College/Personal: A two-year starter at Brigham Young . . . Earned All-Western Athletic Conference honors as a senior in '92 . . . Originally enrolled at BYU in Sept. '86 and was a member of coach Lovell Edwards' squad that season . . . Interrupted academic studies and football career from 1987-88 to serve on a Mormon mission in Spain . . . Returned to the Cougars football squad in '89 and redshirted before beginning his sophomore year of eligibility in '90 . . . Was a three-sport letterman and prep All-America at Apollo High School in Glendale, Ariz. . . . Full name: Garry Thorton Pay . . . Married, wife Jeana.

CHRIS PENN • 81
Wide Receiver Ht: 6- Wt: 198



How Acquired: Draft (No. 3b — 1994)
College: Tulsa
NFL Experience: 2
Birthdate: April 20, 1971
Birthplace: Nowata, Oklahoma
Residence: Lee's Summit, Missouri

Pro Career: Talented, young wide receiver is just beginning to tap his potential . . . Big-play receiver should see more of any opportunity to display his skills in '95 . . . Possesses great size, toughness and physical ability . . . Has sure hands and runs crisp routes . . . Selected by Kansas City in the third round (96th overall) of the '94 NFL draft . . . Appeared in eight games as a rookie, finishing the year with three catches for 24 yards . . . Also returned nine kickoffs for a superb 21.6-yard average . . . Was inactive for eight regular season games plus the playoffs . . . Caught first NFL pass vs. San Diego (10/9), a five-yard completion from Joe Montana.

College/Personal: Despite playing just two seasons at Tulsa, he ranks third on the school's all-time receptions list with 142, while his receiving yardage total of 2,370 ranks fourth . . . Got into the end zone 17 times . . . As a senior in '93, he led the nation in both receptions per game (9.55) and receiving yards per game (143.45) . . . Caught 105 passes for 1,578 yards (15.0 avg.) and 12 touchdowns . . . Had eight games with at least 100 yards, including three 200-yard outbursts . . . Sat out '92 season after leading Tulsa in '91 with 37 receptions for 792 yards (21.4 avg.) and five scores . . . Lettered twice at Northwestern Oklahoma A&M, the junior college he attended before enrolling at Tulsa . . . Lettered three times on Lenapah (Okla.) High School's eight-man football team . . . Caught 73 passes for 1,500 yards as a senior . . . Also lettered in baseball and basketball . . . Full name: Christopher Anthony Penn . . . Single.

PENN'S NFL STATISTICS

Pass Receiving

Year	Team	G-S	No.	Yds.	Avg.	LG	TD
1994	Kansas City	8-0	3	24	8.0	13	0
Totals		8-0	3	24	8.0	13	0

Kickoff Returns

Year	Team	No.	Yds.	Avg.	LG	TD
1994	Kansas City	9	194	21.6	34	0
Totals		9	194	21.6	34	0



JOE PHILLIPS • 75
Defensive Tackle Ht: 6-5 Wt: 300

How Acquired: Free Agent (1992)
College: Southern Methodist
NFL Experience: 8 (2nd with Chiefs)
Birthdate: July 15, 1963
Birthplace: Portland, Oregon
Residence: Shawnee Mission, Kansas

Pro Career: Powerful defensive tackle is coming off his finest NFL season . . . Combines great size with superior strength and surprising quickness . . . Faces constant double teams . . . Intelligent player does much of the "dirty work," allowing others to make plays . . . Entering his 10th NFL season and fourth with Kansas City after logging one with the Minnesota Vikings ('86) and five with San Diego Chargers ('87-91) . . . Joined Chiefs as a free agent on September 30 of '92 . . . In three seasons as a Chief, he has played in 34 regular season games (32 starts), he has 16 stops and two sacks . . . Career log: 124 games (99 starts), 309 tackles, 16½ sacks, four forced fumbles and four fumble recoveries. **1994:** Started all 16 games for the second straight year while enjoying the finest season of his NFL career . . . Despite facing continual double teams, he managed 46 tackles and three sacks, his highest totals since '87 when he had 53 and five . . . Forced two fumbles, recovered one and was tied for second on the club with 41 quarterback pressures . . . Contributed five tackles, two sacks and a fumble recovery vs. L.A. Rams (9/25). **1993:** Started all 16 games at "under" defensive tackle and contributed 45 tackles, 1½ sacks and 30 quarterback pressures . . . Marked the second time in his career he started all 16 games (Chargers '88) . . . Made at least four tackles in six different games . . . Was a big reason the Chiefs rushing defense allowed just 101.3 yards per outing, giving the club its best run defense since '71 (95.5) . . . Got ½-sack against the Bengals (10/10) and a full sack vs. Buffalo (11/28) . . . Stepped up play during the playoffs, making 14 tackles and two sacks in three games (all starts) . . . Racked up five tackles and a pair of sacks in 28-20 upset win over Houston (1/16/84) in the AFC Divisional Playoff Game. **1992:** Was signed by the Chiefs as a free agent on Sept. 28 after being released by the Chargers earlier in the season . . . Made an immediate impact as the team changed from a 3-4 to 4-3 defense, partly because of his addition . . . Started the final 10 games at left defensive tackle after being used as a reserve nose tackle in the first two games he was with the club . . . Finished the year with 37 tackles (26 solos), 2½ sacks, 21 quarterback pressures, one fumble recovery and two batted down passes . . . Made 19 stops in the final four games of the season, including a season-high six vs. Denver (12/27) . . . Had one tackle in the playoffs vs. San Diego (1/2/93). **At San Diego (1987-91):** Was a starter on the defensive line for the Chargers during each of his five seasons with the team . . . Opened 56 of 64 games for San Diego, amassing 176 tackles, 9½ sacks, two forced fumbles and two fumble recoveries. **1991:** Started in 15 of the Chargers 16 games, contributing 36 tackles (32 solos), one sack, two forced fumbles and two fumble recoveries. **1990:** Made first three starts for the Chargers, then missed the rest of the season with head injuries suffered in an off-field incident . . . In those three games, he made nine total tackles and one-half sack. **1989:** Started 15 of 16 games at nose tackle . . . His best game of the season came against the Giants when he made eight tackles (10/22) . . . Finished the season with 37 total tackles and one sack. **1988:** Started all 16 games at right defensive tackle . . . Led the Chargers with 36 hits on the quarterback . . . Made 41 total tackles in the '88 campaign, including a pair of sacks. **1987:** Joined the Chargers on Sept. 22 and was a starter during the team's three replacement games . . . Stayed with the club after the strike was settled and was a starter in the last four games . . . Made 53 tackles and led the Chargers with five sacks for 41 yards worth of losses . . . Had a career-high two sacks vs. Cleveland (11/1) . . . Was released by the Vikings during the preseason. **At Minnesota (1986):** Played in 16 games (one start) with the Vikings as a rookie and made five tackles . . . Was fourth-round draft choice (93rd overall) of the Vikings in '86.

College/Personal: Was two-year starter for the SMU squad after transferring from Oregon State . . . Made 80 tackles during his SMU career, including 10 for losses . . . Earned degree in psychology from SMU . . . Starred for Columbia River High School in Vancouver, Washington . . . Both he and his wife, Cynthia, earned law degrees from the University of San Diego during the offseason; he passed the California Bar Exam on his first try . . . Both passed the Kansas Bar in '92 . . . Since coming to Kansas City in '92 both Joe and Cynthia have been actively involved in the community . . . Under the banner "Chiefs Justice Defending What Is Right," he has been the honorary chairperson for Court Appointed Special Advocates, Children's Mercy Hospital's Hands for Hearts, and has donated both his time and money to United Cerebral Palsy and the Wayside Waifs . . . The Phillips also support the Spofford Home, a home for abused and neglected children, by sending a group of children, known as the "Joe Phillips Tackle Pack," to every home game, providing parties and Chiefs gear . . . Selected as the Chiefs '94 nominee for NFL Man of the Year . . . Hosts a weekly radio show and co-hosts Chiefs Undate, a weekly television show . . . Hopes to continue law career and pursue acting after his football career . . . Was a regular on the HBO series, "First and Ten" . . . Has a stockbroker's license . . . Full name: Joseph Gordon Phillips . . . The Phillips' have one daughter, Ashley (8) and one son, Joseph (2).

PHILLIPS' NFL STATISTICS

Year	Team	G-S	Tackles			Fum. Rec.	For. Fum.	Sacks/ Yards
			Solos	Asst.	Tot.			
1986	Minnesota	16-1	5	0	5	0	0	0.0/ 0.0
1987	San Diego	13-7	43	10	53	0	0	5.0/41.0
1988	San Diego	16-16	33	8	41	0	0	2.0/14.0
1989	San Diego	16-15	29	8	37	0	0	1.0/ 4.0
1990	San Diego	3-3	6	3	9	0	0	0.5/ 0.0
1991	San Diego	16-15	32	4	36	2	2	1.0/ 4.0
1992	Kansas City	12-10	26	11	37	1	0	2.5/17.0
1993	Kansas City	16-16	36	9	45	0	0	1.5/ 8.5
1994	Kansas City	16-16	36	10	46	1	2	3.0/10.0
Totals		124-99	246	63	309	4	4	16.5/98.5

POSTSEASON

Year	Team	G-S	Tackles			Fum. Rec.	For. Fum.	Sacks/ Yards
			Solos	Asst.	Tot.			
1992	Kansas City	1-1	1	0	1	0	0	0.0/ 0.0
1993	Kansas City	3-3	10	4	14	0	0	2.0/10.0
1994	Kansas City	1-1	0	1	1	0	0	0.0/ 0.0
Totals		5-5	11	5	15	0	0	2.0/10.0




JOHN REECE • 43
Cornerback Ht: 6-0 Wt: 203

How Acquired: Free Agent (1995)
College: Nebraska
NFL Experience: 1
Birthdate: January 24, 1971
Birthplace: Crowell, Texas
Residence: Houston, Texas

Pro Career: Signed by Kansas City as a free agent shortly after the conclusion of the '94 season . . . Is an excellent athlete with superb cover skills . . . Speedy player reacts well to the ball . . . As a rookie in '94, he had stints on the practice squads of the Chiefs and Los Angeles Raiders . . . Was selected in the fourth round (113th overall) of the '94 draft by the Arizona Cardinals, who released him on Aug. 22 . . . Was claimed off waivers by the Indianapolis Colts the next day, but was waived by them on Aug. 29 . . . Was a member of the Chiefs practice squad from Sept. 1 through Nov. 8 . . . Served on the Raiders practice roster from Nov. 16 through the remainder of the regular season.

College/Personal: Was a two-year starter at Nebraska as a cornerback and free safety . . . Finished his college career with 118 tackles, four interceptions and 13 pass deflections . . . Collected 58 tackles, one interception and nine pass deflections as a senior cornerback . . . Became the second athlete in Husker history to play professional baseball while competing in an amateur sport . . . Played in the Atlanta Braves' farm system in '93, joining Husker basketball standout Erick Stricklin (Florida Marlins) . . . Selected in June '92 baseball draft by the Chicago White Sox but signed with the Braves after being taken in the '93 draft . . . Lettered three times in football and twice in baseball at Jersey Village High School in Houston, Tex. . . . Full name: John L. Reece III . . . Single.



TERRY RICHARDSON ● 39
Running Back Ht: 6-0 Wt: 204

How Acquired: Free Agent (1995)
College: Syracuse
NFL Experience: 1
Birthdate: October 8, 1971
Birthplace: Ft. Lauderdale, Florida
Residence: Ft. Lauderdale, Florida

Pro Career: Strong inside runner with legitimate open-field speed . . . Could also find a role on special teams as a kick returner . . . Has good receiving skills, as well . . . Joined the Chiefs as a free agent signee in February '95 . . . Began his NFL career in Cincinnati, signing as a rookie free agent (4/26/94) . . . Did not see any game action but was with the team until being waived (10/10/94).

College/Personal: In four seasons with the Orangemen, Richardson racked up 1,523 yards and seven TDs on 37 carries (5.0 avg.) . . . He also grabbed 39 passes for 321 yards and one score . . . Brought back 17 kickoffs as a collegian for 295 yards, as well . . . Ground out 526 rushing yards as a senior on 104 carries (5.1 avg.) with two trips to the end zone . . . Also clutched onto 23 passes for 165 yards and one score . . . Had a stellar day against Texas, rushing for 102 yards on 17 carries along with three receptions for 38 yards . . . Averaged 5.5 yards per carry as junior, rushing for 336 yards on 61 carries with two TDs . . . Best outing of the season came vs. Ohio State with 11 rushes for 86 yards . . . Racked up 341 yards on 82 totes in addition to eight receptions for 80 yards as a sophomore . . . Posted a season-high 85 yards on 14 carries against Florida . . . One of just four true freshman on the Syracuse squad to letter in '90 . . . First career start came in a 31-7 triumph over West Virginia when he rambled for 93 yards on 14 carries . . . Added a 24-yard TD scamper against the Mountaineers . . . Hauled in a 47-yard TD reception in a 28-0 blanking of Arizona in the Aloha Bowl . . . Was named a prep All-America pick by *Super Prep* magazine at Northeast High School in Ft. Lauderdale . . . In one of the nation's prep football hotbeds, Richardson was selected as Broward County Player of the Year following his senior season when he rushed for 995 yards . . . An All-State performer who was selected to play in the Florida-Georgia All-Star game . . . Graduated from Syracuse with a degree in arts and sciences . . . Full name: Terry Richardson . . . Single.

CHART TOPPERS, 1990-94
TAKEAWAY/GIVEAWAY RATIO

1. Chiefs	+77
2. Steelers	+46
3. Giants	+39
4. Jets	+36
5. Eagles	+26



TONY RICHARDSON • 49
Running Back Ht: 6-1 Wt: 224

How Acquired: Free Agent (1995)
College: Auburn
NFL Experience: 1
Birthdate: Decmber 17, 1971
Birthplace: Frankfort, Germany
Residence: Daleville, Alabama

Pro Career: Proficient blocker, who is also adept at catching the ball out of the backfield . . . A competitive athlete who isn't afraid to initiate contact along the line of scrimmage . . . Receiving prowess bodes well in Paul Hackett's offensive system which saw fullback Kimble Anders catch a team-high 68 passes in 1994 . . . Joined the Chiefs on Feb. 28, 1995 as a free agent . . . Spent the '94 season on the practice squad of the Dallas Cowboys . . . Originally signed with Dallas as a rookie free agent (5/2/94), but was waived just prior to the start of the regular season . . . Joined the Cowboys practice roster (8/30/94) and remained there throughout Dallas' playoff run.

College/Personal: Started the majority of four seasons as a fullback at Auburn, racking up 162 carries for 715 yards and nine scores . . . Grabbed 44 passes for 395 yards and two TDs as a senior . . . Best rushing outing of the year came against Georgia when he rushed seven times for 56 yards (8.0 avg.), which included a 28-yard TD jaunt . . . Had scoring runs of 21 and nine yards against New Mexico State . . . Caught six passes for a career-best 59 receiving yards against Vanderbilt . . . Started 10 games as a junior, rushing 34 times for 137 yards . . . Played in every game as a sophomore with one start (Southern Mississippi) . . . Gained 92 yards on 27 carries . . . Started seven games as a true freshman in '90, carrying the ball 43 times for 237 yards (5.8 avg.) and four scores . . . Posted a career-high 82 yards of five carries (16.4 avg.) against Southern Mississippi . . . Joins offensive tackle John Alt, and defensive coordinator Gunter Cunningham, who were also born in Germany . . . A three-sport letterman at Daleville (Ala.) High School, Richardson starred in football, basketball, and baseball . . . Piled up 1,003 yards and seven scores as a senior, despite missing three games . . . Full name: Antonio Richardson . . . Single.



TRACY ROGERS • 52
Linebacker Ht: 6-2 Wt: 241

How Acquired: Free Agent (1990)
College: Fresno State
NFL Experience: 6
Birthdate: August 13, 1967
Birthplace: Taft, California
Residence: Bakersfield, California

Pro Career: Rugged inside linebacker begins his sixth campaign in Kansas City . . . Can play both inside and outside linebacker . . . Is also a first-rate special teams performer . . . Extremely physical player with good instincts . . . Battled injuries his first three NFL seasons, playing in 28 of a possible 48 contests . . . Has played in 28 games the past two seasons, starting 18 of those . . . Was a starter at "stack" linebacker in '93 and served as a backup at that spot as well as middle linebacker last year . . . Since joining the team as a free agent in '90, he has played in 56 games, including 19 starts, recording 142 tackles, one forced fumble and two fumble recoveries on defense . . . On special teams, he has racked up 60 tackles and blocked a punt, which he recovered for a touchdown . . . Has 137 tackles the past two seasons after making five his first three years with the team . . . Signed with Kansas City as a free agent on March 20, 1990 . . . Originally entered the league as a seventh-round pick (190th

overall) of the Houston Oilers in '89. **1994:** Was a backup at "stack" and middle linebacker, appearing in 14 games, including four as a starter . . . Finished the year with 43 tackles and one pass deflection . . . Was third on the club with 21 coverage stops in the kicking game . . . Enjoyed his finest NFL game vs. Denver (12/4) when he made a career-high 15 tackles, the most by any Chief in '94 . . . In that contest he made three tackles on a goal-line stand which buffeted the Broncos four times from the one-yard line . . . Was inactive for the final two regular season games with a hamstring injury . . . Returned for the playoff loss to the Dolphins (12/31). **1993:** Started all 14 regular season games he played in at left linebacker . . . Missed two games (Chicago, 11/21 & Buffalo, 11/28) with a neck injury . . . Made 94 tackles (60 solos), the third-most on the team (Tracy Simien-105 & Kevin Ross-102) . . . Also contributed two fumble recoveries and a forced fumble . . . Made six special teams stops . . . Had four games with at least 10 tackles, including 11 at both Tampa Bay (9/5) and Miami (10/31) . . . Made five or more stops in 10 different games . . . With the Chiefs clinging to a 20-16, fourth quarter lead vs. Green Bay (11/8), the Packers had the ball at the KC-3. Dan Saleaumua forced Darrell Thompson to cough up the ball and Rogers recovered it in the end zone as Kansas City went on to a 23-16 victory . . . Started just one of three playoff games when team opened in nickel defense against Houston (1/16/94) and Buffalo (1/23/94) . . . Had nine tackles (seven solos) in postseason play. **1992:** Played in the final eight regular season games plus the playoffs after spending the first eight games on the "reserve/physically-unable-to-perform" list with a knee injury suffered in a '91 playoff game . . . Had one defensive tackle and another nine on special teams . . . Blocked a punt at N.Y. Giants (12/19) and recovered the ball in the end zone for his first career touchdown. **1991:** Played in 10 games with one start (vs. L.A. Raiders, 10/28) . . . Missed the first six games of the year with a hamstring injury . . . Was inactive for the season opener and was on injured reserve from Sept. 4 until Oct. 12 . . . Made three tackles on defense and 10 on special teams . . . Suffered a knee injury in Raiders playoff victory (12/28) and was placed on IR for the second time on Jan. 1 . . . Underwent knee surgery in January. **1990:** Played in 10 contests before suffering a season-ending knee injury vs. San Diego (11/18) . . . Underwent knee surgery the following week and spent the rest of the season on injured reserve . . . Despite missing six contests, he was the sixth-leading special teams tackler with 14 stops, including 11 solos . . . Before suffering the injury, he was the club's second-leading kicking teams tackler . . . Had one tackle in limited action on defense . . . Made club as a free agent signee. **At Houston (1989):** Began NFL career as a seventh-round (190th overall) choice of the Houston Oilers in the '89 draft . . . Tried out as an outside linebacker in Houston and was released during the pre-season.

College/Personal: Played two seasons at Fresno State after transferring from Taft (Cal.) Junior College . . . Registered 149 tackles (95 solos), 13 sacks, one fumble recovery and three forced fumbles in two seasons as an outside linebacker at Fresno State . . . Enjoyed outstanding senior season, leading team in tackles (100), sacks (10), tackles for a loss (23) and quarterback pressures (15, school record) . . . Was Big West Defensive Player of the Year . . . Played in East-West Shrine Game and was named Fresno State's MVP . . . Was *The Sporting News'* Defensive Player of the Week after a 13-tackle, 2½-sack outing vs. Long Beach State . . . Had 49 tackles and three sacks as a junior . . . Was a scholastic standout at Taft (Cal.) Union High School, where he played fullback and linebacker . . . Also lettered in baseball . . . Enjoys golfing, hunting, fishing, skiing and horseback riding . . . Full name: Tracy Darin Rogers . . . Single.

ROGERS' NFL STATISTICS

Year	Team	G-S	Tackles			Fum. Rec.	Sacks/ Yards	Int./ Yards
			Solos	Asst.	Tot.			
1990	Kansas City	10-0	1	0	1	0	0/0	0/0
1991	Kansas City	10-1	2	1	3	0	0/0	0/0
1992	Kansas City	8-0	1	0	1	0	0/0	0/0
1993	Kansas City	14-14	60	34	94	2	0/0	0/0
1994	Kansas City	14-4	34	9	43	0	0/0	0/0
Totals		56-19	98	44	142	2	0/0	0/0

Year	Team	G-S	POSTSEASON Tackles			Fum. Sacks/ Int./		
			Solos	Asst.	Tot.	Rec.	Yards	Yards
1991	Kansas City	1-0	0	0	0	0	0/0	0/0
1992	Kansas City	1-0	0	0	0	0	0/0	0/0
1993	Kansas City	3-1	7	2	9	0	0/0	0/0
1994	Kansas City	1-0	1	0	1	0	0/0	0/0
Totals		6-1	8	2	10	0	0/0	0/0

Additional Stats: Blocked one punt and recovered it for a touchdown in '92.



DAN SALEAUMUA • 97
Defensive Tackle Ht: 6-0 Wt: 300

How Acquired: Plan B Free Agent (1989)
College: Arizona State
NFL Experience: 9 (7th with Chiefs)
Birthdate: November 25, 1964
Birthplace: San Diego, California
Residence: Lee's Summit, Missouri

Pro Career: Recognized as one of the NFL's finest interior defensive linemen . . . May go down in history as the best acquisition in the four-year history of "Plan B" free agent from the Detroit Lions, where he spent two seasons as a backup to Jerry Ball . . . Was Kansas City's primary starter at nose tackle from midway through the '89 season through the '92 campaign, when the team used a 3-4 defense . . . Remained a starter at defensive tackle when the Chiefs switched to a 4-3 set . . . Has been the Chiefs leading tackler on the defensive line the past five seasons, collecting a total of 345 stops . . . Has an uncanny ability to come up with loose balls . . . In just six seasons as a Chief, he became the club's all-time fumble recovery leader with 16 . . . Also has a pair of fumble recoveries in postseason play . . . Led all NFL defenders in fumble recoveries from '89-91 with 13 . . . Has averaged 69.7 tackles per season with the Chiefs . . . Has missed just two games during his six-year stay in Kansas City . . . Has the ability to drop back in coverage from his defensive tackle spot; got one of two interceptions off John Elway in that manner . . . Entered the NFL as an untouted, seventh-round pick (175th overall) of the Lions in '87 . . . Kansas City line reads 94 games (84 starts), 418 tackles, 16 fumble recoveries, four forced fumbles, 22 sacks, two interceptions, two touchdowns and a blocked field goal . . . In eight playoff games, he has 35 tackles and two fumble recoveries . . . With the Lions ('87-88) he had 27 stops and four sacks in 25 games. **1994:** Started 14 games at defensive tackle, missing a pair of contests with a knee injury, his first absence since his '87 rookie season . . . Made 39 tackles, his fewest as a Chief, while collecting one sack, one fumble recovery and 11 quarterback pressures . . . His fumble recovery against the Chargers (11/13) was his 16th as a Chief, giving him the team career record . . . Got lone sack of the year at Atlanta (9/18). **1993:** Led all defensive linemen in tackles for the fifth year in a row, racking up 61 (47 solos) . . . Also had 4½ sacks, one interception, one fumble recovery, one forced fumble and 22 quarterback pressures . . . Returned a fumble 16 yards for a touchdown in a 23-16 win over Green Bay (11/8) . . . That fumble recovery gave him 15 for his career, tying the team record of Bobby Bell, Willie Lanier and Deron Cherry . . . Played in all 16 games for the sixth straight season and started all 16 games for the fourth year in a row . . . Intercepted his second career pass vs. Buffalo (11/28) . . . Had five tackles and 1½ sacks vs. Cincinnati (10/10) . . . Started all three playoff contests, registering 11 tackles and a fumble recovery. **1992:** Led all defensive linemen in tackles for the third straight year, this time with 81 (62 solos) . . . His 62 solo stops tied with Neil Smith for the team lead . . . Added six sacks, the second-most of his career, 26 quarterback pressures, one fumble recovery and one forced fumble in 16 contests (all starts) . . . Also blocked first career field goal vs. Denver (10/4) . . . Made at least five tackles in 10 games, including

a season-high nine, including a sack, at San Diego (9/6) . . . Had five tackles in the playoff loss at San Diego (1/2/93). **1991:** Led all defensive linemen in tackles for the second straight year, grabbing 76, which placed seventh on the entire club . . . Supplied an excellent pass rush all season with 26 quarterback pressures, 1½ sacks and one safety (on Cleveland QB Bernie Kosar, 11/24) . . . Ball hawk recovered two fumbles, giving him 13 the past three seasons . . . Made another fumble recovery, along with six tackles, in 10-6 playoff win over the Raiders (12/28) . . . Made a season-high 11 tackles and collected a sack vs. Denver (11/17) . . . Had nine stops and a fumble recovery against the Seahawks (9/22). **1990:** Proved his '89 season was not a fluke by earning first team All-NFL honors from *Sports Illustrated* (second straight year) and *Pro Football Weekly* . . . Started all 16 regular season games plus playoffs contest at nose tackle . . . Took over starting position when Bill Maas moved to the starting right defensive end spot . . . Was second on team with a career-high 88 total tackles and led club with 59 solo stops . . . Only three interior linemen (Cleveland's Michael Dean Perry, Philadelphia's Jerome Brown and Minnesota's Henry Thomas) had more tackles in '90 . . . Only New Orleans' Ricky Jackson (seven) had more fumble recoveries . . . Made a career-best seven sacks, third-most on the Chiefs defense . . . His 41 quarterback pressures ranked second on the squad . . . Scored first NFL touchdown on a fumble recovery in end zone vs. Seattle (11/11); fumble came about on one of Derrick Thomas' NFL-record seven sacks . . . Collected 10 tackles (nine solos) with a career-best 2½ sacks in win at Green Bay (9/23) . . . Had five tackles (all solos) in Miami playoff contest (1/5/91). **1989:** Was possibly the biggest surprise on the Chiefs second-rated defense . . . Named to *Sports Illustrated's* All-Pro team by Paul Zimmerman . . . His five fumble recoveries led team and tied for the NFL lead with Seattle's Nesby Glasgow, Pittsburgh's Carnell Lake, Minnesota's Chris Doleman and New Orleans' James Geathers . . . Made 73 tackles (56 solos) to lead all defensive linemen and finish sixth on the team . . . Added two sacks and one forced fumble . . . Recorded first NFL interception, picking off a John Elway pass and returning it 21 yards vs. Denver (11/12); dropped back into coverage from nose tackle position to make theft . . . Recorded 41 quarterback pressures . . . Played in all 16 contests and made eight starts . . . Opened two games at defensive tackle when the Chiefs utilized four-man fronts, then started the final six games at nose tackle after Bill Maas was placed on injured reserve with a broken arm . . . Had a career-high 12 tackles (10 solos), a forced and recovered fumble and two QB pressures at Cleveland (11/19) . . . Recovered two fumbles in win over Miami (12/3) . . . Recorded eight solo stops, a sack and seven pressures in victory over Packers (12/10). **At Detroit (1987-88):** Played in 25 games with Detroit, making 27 tackles and four sacks . . . Saw action in all 16 games in '88, producing 11 tackles, including a pair of sacks . . . As a rookie in '87, he saw action in nine games, finishing with 16 tackles and two sacks . . . Suffered a hamstring injury early in '87 and did not return to action until Week 8 . . . Had first NFL sack on Danny White in Detroit's 27-17 win over Dallas (11/8/87).

College/Personal: Was a four-year letterman at Arizona State, where he registered 190 tackles during his career . . . Was a second team All-Pac 10 pick following his sophomore and junior seasons . . . Also competed on Sun Devils track team in the shot put and discus . . . Attended Sweetwater High School in National City, California . . . Was San Diego's High School Lineman of the Year in '81 . . . Earned two letters in both football and track and one each in basketball and baseball . . . Held a golf tournament in June of '91 and '92 to benefit Sudden Infant Death Syndrome . . . The past three off-seasons, he was Chairman of the March of Dimes Golf Tournament . . . Enjoys watching boxing and wrestling . . . Father, Uiniferti, was killed in Vietnam in '67 . . . In '88 and '89 off-seasons, he poured concrete in downtown Phoenix . . . Is an avid bowler . . . Full name: Raymond Daniel Saleaumua . . . Has two sons, Rocky (10) and David (8).


SALEAUMUA'S NFL STATISTICS

Year	Team	G-S	Tackles			Fum. Rec.	For. Fum.	Sacks/ Yards
			Solos	Asst.	Tot.			
1987	Detroit	9-0	13	3	16	0	0	2.0/ 18.0
1988	Detroit	16-0	10	1	11	0	0	2.0/ 18.0
1989	Kansas City	16-8	56	17	73	5	1	2.0/ 10.0
1990	Kansas City	16-16	59	29	88	6	1	7.0/ 46.5
1991	Kansas City	16-16	50	26	76	2	0	1.5/ 11.0
1992	Kansas City	16-16	62	19	81	1	1	6.0/ 43.5
1993	Kansas City	16-16	47	14	61	1	1	4.5/ 22.5
1994	Kansas City	14-14	26	13	39	1	0	1.0/ 6.0
Totals		119-86	323	122	445	16	4	26.0/175.5

Additional Stats: Kickoff Returns — 3 for 57 yards in '87, 1 for no yards in '88 and 1 for 8 yards in '89. Interceptions — 1 for 21 yards in '89 and 1 for 13 yards in '93. Touchdowns: — 1 in '90 and 1 in '93. Safety — 1 in '91. Blocked Field Goal — 1 in '92.

POSTSEASON

Year	Team	G-S	Tackles			Fum. Rec.	For. Fum.	Sacks/ Yards
			Solos	Asst.	Tot.			
1990	Kansas City	1-1	5	0	5	0	0	0.0/ 0.0
1991	Kansas City	2-2	8	2	10	1	0	0.0/ 0.0
1992	Kansas City	1-1	4	1	5	0	0	0.0/ 0.0
1993	Kansas City	3-3	11	0	11	1	0	0.0/ 0.0
1994	Kansas City	1-1	3	1	4	0	0	0.0/ 0.0
Totals		8-8	31	4	35	2	0	0.0/ 0.0



JAMES SAXON • 45
Fullback Ht: 5-11 Wt: 239

How Acquired: Unrestricted Free Agent (1995)
College: San Jose State
NFL Experience: 8 (5th with Chiefs)
Birthdate: March 23, 1966
Birthplace: Beaufort, South Carolina
Residence: Plantation, Florida

Pro Career: Versatile performer returned to Kansas City on June 19, 1995, as an unrestricted free agent from the Miami Dolphins . . . Played with the Chiefs from '88-91 and with the Dolphins from '92-94 . . . In his seven previous NFL seasons, he has been utilized effectively as a fullback, halfback, receiver, blocker, kickoff returner and special teams coverage man . . . In 102 career NFL games (13 starts), he has carried the ball 144 times for 533 yards and five touchdowns while catching 69 passes for 515 yards . . . Has also registered 78 career tackles and returned 16 kickoffs for a 13.3-yard average on special teams . . . Entered the NFL as a sixth-round pick (139th overall) of the Chiefs in '88, and then moved to Miami as a "Plan B" free agent in '92 . . . Won the Chiefs prestigious Mack Lee Hill Award (top rookie honor) in '88 after enjoying his finest statistical season (236 rushing yards and two TDs and 177 receiving yards on 19 catches) . . . In six career playoff games (two starts), he has three catches for 29 yards and two carries for minus-three yards. **At Miami (1992-94):** In 48 games (seven starts), he had 17 rushes for 36 yards with 32 receptions for 192 yards . . . Also made 24 tackles on special teams . . . Joined the club in '92 as a "Plan B" free agent from Kansas City. **1994:** Appeared in all 16 games and started the final seven contests at fullback after Keith Byars (knee) was injured . . . Had eight rushes for 16 yards caught a career-high 27 passes for 151 yards . . . Had a career-long 25 receptions against the Chiefs (12/12) . . . Hauled in a career-most eight catches for 34 yards vs. Indianapolis (11/16) in the game Byars was injured . . . Credited with five stops on special teams . . . Started both of Miami's playoff contests and made three grabs for 29 yards. **1993:** Played in all 16 games . . . Finished the year with five carries for 13 yards and 12 special teams tackles . . . Did not record a rushing attempt and reception the first six games of the season. **1992:** Took part in all 16 regular season outings and both playoff affairs . . . Acquired as a "Plan B" free agent from Kansas City on March 16 . . . Ended the season with four rushes

for seven yards and added five receptions for 41 yards . . . Ranked tied for third on the team with seven special teams tackles . . . Had two carries for minus-three yards in AFC Divisional Playoff Game vs. San Diego (1/10/93) and saw special teams duty in the AFC Championship Game against Buffalo (1/17/93). **At Kansas City (1988-91):** Gained the majority of his career offensive yardage as a Chief . . . Played in 54 games, including six starts . . . Gained 497 rushing yards and five touchdowns on 127 carries and caught 37 passes for 323 yards . . . Was one of the club's top special teams players, registering 54 coverage tackles . . . Also returned 14 kickoffs at a 13.8-yard clip. **1991:** Played in all 16 regular season games and both playoff contests . . . Made six carries for 13 yards and hauled in six passes for 55 yards . . . Ranked second on the squad with 14 special teams stops . . . Brought back four kickoffs for 54 yards . . . Made a season-high four catches for 54 yards vs. Seattle (9/22). **1990:** Saw action in just six games after suffering an ankle injury in the preseason . . . Was on injured reserve for the first 10 games of the year before being activated on Nov. 24 . . . Finished the season with three carries for 15 yards and one catch for five yards . . . Did manage an amazing 13 special teams tackles in just six outings. **1989:** Appeared in all 16 games, including a pair of starts . . . Registered 58 rushes for 233 yards (second on team) and a career-most three touchdowns along with 11 receptions for 86 yards . . . Also made nine tackles on special teams . . . Had season highs of 18 totes and 57 rushing yards in a starting role vs. Denver (11/12) . . . Rushed six times for 51 yards and added two catches for 17 yards vs. Miami (12/3) . . . Had a six-yard touchdown in the season finale at Miami (12/24) . . . Made the club as a sixth-round pick and made an immediate impact on the offense . . . Opened four of the 16 games he played in and went on to win the Chiefs Mack Lee Hill Award, which annually goes to the club's top rookie . . . Opened the first two games of the season at fullback when Christian Okoye was on injured reserve and started the final two outings when Okoye was injured again . . . Finished as the team's fourth-leading rusher with a career-most 236 yards and two touchdowns on 60 attempts, while also adding 19 grabs for 177 yards . . . Also made solid contributions on special teams, tying defensive back Greg Hill for second place with 18 tackles . . . Scored the winning touchdown in a 38-34 victory over the N.Y. Jets (12/4) on a one-yard plunge on fourth down with just two seconds left in the game . . . Had best game in season finale at San Diego (12/18), rushing 15 times for a career-most 63 yards . . . Scored his first NFL touchdown on a two-yard run vs. Seattle (11/20).

College/Personal: Was a two-year starter at San Jose State . . . Was an all-purpose runner used primarily as a fullback . . . Had career rushing totals of 118 carries for 609 yards (5.2 avg.) and nine touchdowns . . . Caught 78 passes for 732 yards and four scores . . . Returned 22 kickoffs for a 24.3-yard average . . . Had four pass completions (out of seven attempts) four touchdowns . . . Was an all-conference tailback at Battery Creek High School in Burton, S.C. . . . Also saw action as a wishbone quarterback and played receiver, linebacker and defensive back . . . Was an all-county selection as a long jumper and lettered in basketball . . . Enjoys playing basketball and fishing . . . Is an avid fan of Star Trek television shows and movies . . . Full name: James Elijah Saxon . . . Married, wife Shannon, one son, Devin James (6).

SAXON'S NFL STATISTICS

Rushing

Year	Team	G-S	No.	Yds.	Avg.	LG	TD
1988	Kansas City	16-4	60	236	3.9	14	2
1989	Kansas City	16-2	58	233	4.0	19	3
1990	Kansas City	6-0	3	15	5.0	8	0
1991	Kansas City	16-0	6	13	2.2	8	0
1992	Miami	16-0	4	7	1.8	4	0
1993	Miami	16-0	5	13	2.6	9	0
1994	Miami	16-7	8	16	2.0	7	0
Totals		102-13	144	533	3.7	19	5

Year	Team	Pass Receiving				
		No.	Yds.	Avg.	LG	TD
1988	Kansas City	19	177	9.3	22	0
1989	Kansas City	11	86	7.8	18	0
1990	Kansas City	1	5	5.0	5	0
1991	Kansas City	6	55	9.2	22	0
1992	Miami	5	41	8.2	14	0
1993	Miami	0	0	0.0	0	0
1994	Miami	27	151	5.6	25	0
Totals		69	515	7.5	25	0

Additional Stats: Kickoff Returns — 16 for 212 yards (13.3 avg.).
 Passing — Att., 1 INT. Special Teams Tackles — 78.

Playoffs: 2 rushes for -3 yards and 3 receptions for 29 yards in 6 games (2 starts).

SINGLE GAME CAREER HIGHS

Rushing Attempts: 18 vs. Denver, 11/12/89
 Rushing Yards: 63 vs. San Diego, 12/18/88
 Longest Run: 19 vs. Miami, 12/3/89
 Rushing Touchdowns: 1, five times
 Pass Receptions: 8 vs. Indianapolis, 11/6/94
 Receiving Yards: 54 vs. Seattle, 9/22/91
 Long Reception: 25 vs. Kansas City, 12/12/94



ERIC SHAW • 91
 Linebacker Ht: 6-3 Wt: 247

How Acquired: Free Agent (1995)

College: Louisiana Tech

NFL Experience: 4

Birthdate: September 17, 1971

Birthplace: Pensacola, Florida

Residence: Jacksonville, Florida

Pro Career: Fierce knock-down tackler who explodes through ball carriers . . . An excellent short-yardage and goal line defender . . . Has all the physical tools for the LB spot, but with just one season of college playing experience, is still developing the coverage skills to play the position effectively . . . Signed with the Chiefs as a free agent (2/28/95) after spending three seasons with the Bengals . . . In his three NFL seasons, Shaw has played in 28 games (10 starts) . . . Has 65 total tackles (51 solo) and one fumble recovery to his credit . . . Also has 12 special teams stops on his career tally . . . After leaving Louisiana Tech in December of '91, Shaw spent time on the developmental squad of the CFL's Winnipeg Blue Bombers, signing with the club on 12/6/91 . . . Eventually received his release from the CFL club on 6/28/92 . . . His rights then reverted to the Bengals who selected him as a 12th-round pick (310th overall) in the '92 draft. **At Cincinnati (1992-94):** Played in 28 games with the Bengals over a three-season span. *1994:* Returned to the Bengals for a short-lived third NFL season . . . Played in the club's first three contests before being waived (9/22) . . . Tallied two total tackles (one solo) before his release. *1993:* Played in 14 games, earning starting honors on nine occasions . . . Tallied 49 tackles (38 solo) and a fumble recovery . . . That tackle total ranked sixth on the club . . . Added five special team stops . . . Opened eight of the club's first ten contests . . . Posted a career-high 11 tackles vs. Indianapolis (9/12) . . . Did not start either contest vs. Houston (10/24 & 11/14) when the team utilized multi-DB sets . . . Was felled by a sprained knee in the latter contest vs. the Oilers . . . Spent the next two weeks on the inactive list: N.Y. Jets (11/21) and L.A. Raiders (11/28) . . . Returned to a starting role at San Francisco (12/5). *1992:* Began the year as a 20-year NFL rookie, yet still managed to crack the lineup for the season's final 11 games, including one start . . . Posted 14 tackles (12 solo) along with seven special teams take-downs . . . Was released by the club (8/31), but was eventually resigned to the practice squad (9/1) . . . Joined the active roster for the Cleveland contest (10/17) . . . First pro start came against San Diego (12/13).

College/Personal: Originally was tabbed as a college signee by Florida State, but never donned a Seminole uniform . . . Transferred to Louisiana Tech and was forced to sit out the '89 season . . . Played for the Bulldogs as a sophomore in '90 and led the club to an Independence Bowl berth . . . In that one season, he led the team with 58 solo stops and ranked second on the squad with 108 total tackles . . . Also had nine tackles for loss including three sacks . . . Was enrolled in classes, but did not play in '91 . . . Was the Florida High School Defensive Player of the Year after a stellar senior season at Pensacola High School . . . Tallied 140 tackles and earned prep All-America honors from both *Parade* and *USA Today* . . . Full name: Eric Wyndell Shaw . . . Married, wife Juquita, four children Jamid (5), Eric Denzell (4), Eric, Jr. (3), and Enrico (2).



WILL SHIELDS • 68

Guard Ht: 6-3 Wt: 300

How Acquired: Draft (No. 3 - 1993)

College: Nebraska

NFL Experience: 3

Birthdate: September 15, 1971

Birthplace: Fort Riley, Kansas

Residence: Overland Park, Kansas

Pro Career: Possesses the potential to become one of the game's finest guards . . . All-rookie pick in '93 continued his solid play last season . . . Instinctive player combines intelligence with an unwavering work ethic . . . Has been Kansas City's starting right guard the past two seasons . . . Since being a backup in his first NFL game, he has opened 31 straight contests at the right guard spot . . . Was the Chiefs' first draft selection in '93, going in the third round (74th overall) . . . Was the steal of that year's draft after being the 11th offensive lineman chosen. **1994:** Started all 16 regular season games plus the playoff affair at right guard . . . Was a model of consistency all season long . . . Key part of an offensive front that permitted just 19 sacks, the fewest in Kansas City history and the third-fewest in the NFL in '94. **1993:** Made an immediate impact on the Chiefs offensive line as a rookie, starting 15 of 16 games at right guard . . . Also started three playoff contests . . . His 18 combined starts are the most ever by a Chiefs rookie . . . Team's third-round pick was named to almost every all-rookie squad, including *Pro Football Weekly*, *Football News* and *Football Digest* . . . Szott, the team's starting left guard, suffered a knee injury in the season opener at Tampa Bay (9/5), and, the following week at Houston (9/12), Shields started at right guard and Villa moved to left guard.

College/Personal: Was a rare three-time All-Big Eight choice . . . Became the second Outland Trophy winner to ever play for the Chiefs (Bobby Bell, '62) . . . Was also a finalist for the Lombardi Trophy in '92 . . . Was a first team All-America selection of AP, *Football News*, Walter Camp and Kodak and a consensus All-Big Eight choice as a senior . . . Was a second team All-America pick by AP as well as a first team All-Big Eight choice as a junior . . . Became the first Husker lineman since center Dave Rimington ('80) to earn conference first team honors as a sophomore . . . Was an all-state choice at Lawton (Okla.) High School . . . Selected state Lineman of the Year by the *Daily Oklahoman* . . . Lettered three years as an offensive guard and defensive tackle . . . Was also a member of the track squad . . . Graduated from Nebraska with a communications degree . . . Became the first player from the state of Oklahoma to play for the Huskers . . . Established "The Will to Succeed Charitable Foundation," in an effort to address the needs of battered and abused children in Kansas City . . . Is a spokesman for the Marillac Center for Children . . . Is a board member for the Kansas City Stop Violence Coalition . . . Full name: Will Herthie Shields . . . Married, wife Senia, one daughter, Sanayika (3), and one son, Shavon (2).

Games Played/Games Started: 1993 (16/15) 1994 (16/16) — 32/31
Postseason: 1993 (3/3) 1994 (1/1) — 4/4.



RICKY SIGLAR • 66
Tackle/Guard Ht: 6-7 Wt: 307

How Acquired: Free Agent (1993)
College: San Jose State
NFL Experience: 4 (3rd with Chiefs)
Birthdate: June 14, 1966
Birthplace: Albuquerque, New Mexico
Residence: Kansas City, Missouri

Pro Career: Huge offensive tackle still has untapped potential as he enters his third season as a Chief . . . Combines exceptional strength with agility and athleticism . . . Has started 22 of the Chiefs last 32 contests at right tackle . . . Was signed by Kansas City as a free agent in the spring of '93, and became a surprise starter at right tackle that season . . . Entered the NFL as a rookie free agent with the Dallas Cowboys in '89 . . . Played in 16 games with the San Francisco 49ers in '90, and did not play in the league the next two seasons . . . Has appeared in 46 regular season games, including 22 starts, and six playoff affairs (four starts). **1994:** Started the first five games of the season at right tackle before being relegated to a backup role . . . Also opened Games 10-12 at right tackle when Derrick Graham (now with the Carolina Panthers) replaced John Alt at left tackle . . . Played in all 16 regular season games plus the playoff contest. **1993:** Joined the club in the spring of '93 and by the end of training camp, he had earned the club's starting right tackle position . . . Started all 14 regular season games he played in . . . Missed Cincinnati game (10/10) with a knee injury and sat out the Minnesota outing (12/26) with a shoulder injury . . . Started all three playoff games . . . Helped team increase its rushing output from 3.4 yards per carry in '92 to 3.7 in '93 . . . Part of offensive line that allowed just six sacks in the final six regular season games. **Pre-Chiefs:** Has spent most of his NFL career in the 49ers organization . . . Was in San Francisco's training camp in both '91 and '92, but was waived during both preseasons . . . In '90, he played in 16 games and both playoff games with the 49ers, seeing most of his action on special teams . . . Spent most of the '89 season on the 49ers developmental squad, joining the club on Sept. 20 . . . Began pro career as a rookie free agent in Dallas' training camp, but was released before the start of the regular season.

College/Personal: Was a two-year letter winner at San Jose State ('86-87) after transferring from Arizona Western Junior College, where he played during the '84-85 seasons . . . Worked in the Santa Clara County Juvenile Probation Department in '88 . . . Prepped at Manzano High School in Albuquerque, N.M. . . . Full name: Ricky Allan Siglar . . . Married, wife Janice, one son, Jovante O'Neill, born in May of '95.

Games Played/Games Started: 1990 SF (16/0), 1993 KC (14/14), 1994 KC (16/8) — 46/22. **Postseason:** 1990 SF (2/0), 1993 KC (3/3), 1994 KC (1/0) — 6/4.



TRACY SIMIEN • 54
Linebacker Ht: 6-1 Wt: 250

How Acquired: Free Agent (1991)
College: Texas Christian
NFL Experience: 5
Birthdate: May 21, 1967
Birthplace: Bay City, Texas
Residence: Lee's Summit, Missouri

Pro Career: Punishing middle linebacker has become a force on the Chiefs vaunted defense . . . Powerful run stopper is one of the NFL's most under-rated players . . . Has topped the team's tackle chart for three years in a row, becoming the first Chief to do so since Gary Spani in '79-81 . . . Has averaged 90.5 tackles per season in NFL career . . .

Credited with at least 80 tackles in each season in the league . . . Did not give up on an NFL career despite being waived by two clubs (Pittsburgh Steelers and New Orleans Saints) . . . Got some necessary seasoning during the World League's initial campaign in '91 . . . Has started 56 of 61 games with the Chiefs . . . Got the opportunity to start at an inside linebacker position in '91 when incumbent starter Percy Snow was sidelined with an ankle injury . . . Simien has held a firm grasp on the stop since that time . . . In four years with the Chiefs, he has amassed 381 tackles (237 solos), three sacks, three interceptions and two fumble recoveries . . . Also has 23 stops (18 solos) in six playoff games with the club . . . Originally entered the NFL as a rookie free agent with the Steelers in '89 and played in one playoff game with the team. **1994:** Led the club in tackles for the third straight year, becoming the first Chief since Gary Spani in '79-81 to do so . . . Made 99 tackles (65 solos) and recovered a pair of fumbles . . . Started 15 game at middle linebacker . . . Was inactive for game against the Falcons (9/18), who utilize a "run-and-shoot" offense . . . Made a season-high 14 stops at Denver (12/4) and 10 the next week at Miami (12/12) . . . Recovered fumbles in back-to-back games against San Diego (11/13) and Cleveland (11/20) . . . Made two stops in playoff loss to Dolphins (12/31). **1993:** Led the team in tackles for the second straight year with a career-high 105 (68 solos) . . . Became the first player since '86-87 (Dino Hackett) to top the tackle chart in back-to-back seasons . . . Had at least five tackles in 13 games and 10 or more in three outings . . . Made a career-high 13 tackles vs. Cincinnati (10/10), 12 vs. San Diego (12/19) and 10 vs. Chicago (11/21) . . . Did not start against either Houston (9/12) or Buffalo (11/28) when the team opened with its nickel defense . . . Had seven tackles in playoff win over Pittsburgh (1/8/94) . . . Was inactive in Houston playoff outing (1/16/94) and made two stops in a backup role in AFC Championship Game loss to the Bills (1/23/94). **1992:** Led the Chiefs in tackles with 97 (56 solos) as the club's starter at right inside linebacker the first six games (3-4 defense) and then middle linebacker the final nine contests (4-3 defense) . . . Also contributed three interceptions, one sack, four pass deflections and three quarterback pressures . . . Missed one game (San Diego, 11/8) with a shoulder injury and started the other 15 . . . Had at least five tackles in 11 games, including a season-high 11 plus an interception vs. L.A. Raiders (12/6) . . . Other interceptions came at Houston (9/20) and vs. Seattle (11/22) . . . His three interceptions were the most by a Chiefs linebacker since '80 when Frank Manumaleuga also had three . . . Had eight tackles (seven solos) in playoff loss at San Diego (1/2/93). **1991:** Won the club's Mack Lee Hill Award, the club's top honor for first-year players . . . Carried World League success into the NFL as the Chiefs starter at left inside linebacker, replacing the injured Percy Snow . . . Was Kansas City's fifth-leading tackler with 80 (48 solos), while also adding two sacks, two forced fumbles and six quarterback pressures . . . Tough run player turned into an effective pass rusher at Seattle (12/1) with six stops, two sacks and one forced fumble, good for AFC Defensive Player of the Week accolades . . . Became the first World League player to win an NFL award . . . Delivered a solid hit on Miami's Sammie Smith (10/13) on the goal line, causing a fumble, which Chris Martin scooped up and returned 100 yards for a touchdown in a 42-7 victory . . . Started 12 of 15 games with the Chiefs, missing one (Denver, 11/17) with a shoulder injury . . . Had at least five tackles in 11 games . . . Had four tackles and a pass deflection in the '91 playoffs; two starts . . . Played in 31 total games (including preseason) during combined NFL-WL seasons. *World League:* Joined Montreal Machine as one of seven NFL players in the World League's inaugural season . . . Was a first team All-World League choice as a 10-game starter, registering 33 tackles (29 solos), five sacks and one fumble recovery . . . Played outside linebacker in Montreal but moved back inside with Kansas City . . . Was first defensive player to wear the popular "helmet-cam" in a game. **1990:** Signed by the New Orleans Saints as a "Plan B" free agent from the Pittsburgh Steelers . . . Was released by New Orleans during the preseason . . . Joined Chiefs as a practice player in November of '90. **1989:** Entered the NFL as a rookie free agent with the Steelers in '89 . . . Spent the entire regular season on the practice squad . . . Was activated and played in the Steelers divisional playoff game at Denver (1/7/90).

College/Personal: Recorded 193 tackles, 24 for a loss, and 12½ sacks in three seasons as a defensive player at Texas Christian . . . Started at

offensive guard and center as a freshman, then moved to nose tackle as a sophomore and finally defensive end as a junior and senior . . . Made 54 tackles and four sacks as a senior, and 52 stops and 7½ sacks as a junior . . . Injuries forced him to move from the defensive line to starting guard and center as a freshman . . . Attended Sweeny (Tex.) High School, where he was a rare two-way all-state lineman . . . Two-time state discus champion, leading the nation in that event as a senior . . . Initiated a community program, entitled "Simien for Seniors Foundation." In that program, he has adopted 500 senior citizens from different nursing homes, providing special items to the homes and making monthly visits. . . . Is chairman of "Christmas in October" . . . Full name: Tracy Anthony Simien . . . Single.

SIMIEN'S NFL STATISTICS

Year	Team	G-S	Tackles			Fum. Rec.	Sacks/ Yards	Int./ Yards
			Solos	Asst.	Tot.			
1991	Kansas City	15-12	48	32	80	0	2/14	0/0
1992	Kansas City	15-15	56	41	97	0	1/8	3/18
1993	Kansas City	16-14	68	37	105	0	0/0	0/0
1994	Kansas City	15-15	65	34	99	2	0/0	0/0
Totals		61-56	237	144	381	2	3/22	3/18

POSTSEASON

Year	Team	G-S	Tackles			Fum. Rec.	Sacks/ Yards	Int./ Yards
			Solos	Asst.	Tot.			
1989	Pittsburgh	1-0	0	0	0	0	0/0	0/0
1991	Kansas City	2-2	2	2	4	0	0/0	0/0
1992	Kansas City	1-1	7	1	8	0	0/0	0/0
1993	Kansas City	2-1	8	1	9	0	0/0	0/0
1994	Kansas City	1-1	1	1	2	0	0/0	0/0
Totals		7-5	18	5	23	0	0/0	0/0



NEIL SMITH • 90
Defensive End Ht: 6-4 Wt: 273

How Acquired: Draft (No. 1 - 1988)
College: Nebraska
NFL Experience: 8
Birthdate: April 10, 1966
Birthplace: New Orleans, Louisiana
Residence: Blue Springs, Missouri

Pro Career: Four-time Pro Bowler is considered one of the NFL's most dominant defensive players . . . Hard worker has been rewarded for unwavering efforts with four straight Pro Bowl appearances, the '93 NFL sack crown and Chiefs MVP honors in '92 . . . Big-play maker has a flair for creating momentum-changing plays . . . Is equally impressive as a run stopper and pass rusher . . . Leads the NFL in sacks the past three seasons with 41 . . . He and Pittsburgh's Kevin Greene share the league sack leadership the past two years with 26½ . . . Has at least 11 sacks in each of the past three seasons . . . Is third on Kansas City's all-time sack list with 68½, trailing Derrick Thomas (77) and Art Still (72½) . . . Has been a force the past five seasons, racking up 308 tackles (61.6 per season), 58½ sacks (11.7 per season), 18 forced fumbles, 10 fumble recoveries and three interceptions . . . Durable performer has missed just three games the past six seasons; had a string of 84 straight games played snapped last year . . . Led NFL in sacks in '93 with 15, becoming the second Chief in four years to do so (Thomas, '90) . . . Has 15 career multi-sack games, including a career-high four in a '93 game and two three-sack performances . . . Has outdueled Thomas for the Chiefs sack lead each of the past two seasons . . . Uses massive win span of 7'1½" to disrupt passing lanes and force fumbles . . . The past six seasons, he has batted down 25 passes, made three interceptions and caused 22 fumbles . . . Also has three blocked field goals, tying Stan Rome and Fred Williamson for the fifth-most in Chiefs history; trails Buck Buchanan (five), Bill Maas (five), Bobby Bell (four) and Wilbur Young (four) . . . Has the speed and agility to get around

offensive tackles with the strength and leverage to shed blockers . . . Has been the Chiefs starting right defensive end the past six seasons after sharing the job his rookie season . . . Entered the NFL as the second overall pick (behind Aundray Bruce) in the '88 draft . . . Career log reads 106 games (97 starts), 428 tackles, 68½ sacks, 23 forced fumbles, 12 fumble recoveries, three interceptions, three blocked field goals and two touchdowns . . . In eight playoff games (all starts), he has 40 tackles, 5½ sacks, three forced fumbles and one fumble recovery. **1994:** Earned fourth consecutive Pro Bowl berth for another outstanding season . . . Battled an array of injuries, including an ankle sprain, a torn tricep and in-season surgery on both thumbs . . . Winner of the Ed Block Courage Award for his painful yet productive campaign . . . Despite the injuries, he led the Chiefs in sacks for the second straight year with 11½, his third straight season with at least 10 . . . His sack total ranked third in the AFC and sixth in the NFL . . . Contributed 43 tackles, five forced fumbles, one fumble recovery, 34 quarterback pressures, five pass deflections and a blocked field goal . . . Started 13 of the 14 games he played in . . . Missed games against Cleveland (11/20) and Seattle (11/27) and did not start vs. Denver (12/4) with the tricep injury . . . Those were his first missed games since '89, snapping a string of 84 straight games played . . . Had four multiple-sack games, getting 2½ in win at Denver (10/17), and two each against L.A. Raiders (11/6), San Diego (11/13) and Houston (12/18) . . . In season opener in his hometown of New Orleans (9/4), he recorded two tackles, a sack, a forced fumble and an interception he returned 41 yards . . . On that interception return he sprained his ankle, which hampered him for the majority of the season . . . Named All-AFC second team by UPI. **1993:** Led NFL with 15 sacks, the second-most ever by a Chief (Derrick Thomas, 20 in '90) . . . Earned his third straight Pro Bowl berth and his first as a starter . . . Was a first team All-NFL pick by AP, *Pro Football Weekly* and *Football Digest* . . . Was a unanimous All-AFC choice . . . Registered 55 tackles, four forced fumbles, three fumble recoveries, one interception and 27 QB pressures . . . Blocked two John Carney field goals in a 17-14 win at San Diego (10/17) . . . Made a career-high four sacks against the Raiders (10/3), tying for the most in the NFL in '93 and the second-most ever by a Chief (Thomas, seven) . . . Raiders Anthony Smith, Houston's William Fuller and Rams Sean Gilbert also had four-sack games in '93 . . . Had two sacks in three other games (Buffalo, 11/28, Denver 12/12 & San Diego, 12/19) . . . Got second career interception vs. Chicago (11/21) . . . Had a stellar postseason, tying for second on the club with 19 tackles while adding three sacks and two forced fumbles . . . Had two tackles, two sacks and a forced fumble in Pittsburgh playoff win (1/8/94) . . . Racked up six stops, one sack and two forced fumbles in victory over Houston (1/16/94) in AFC Divisional Playoff Game . . . Made a team-high 11 tackles in the AFC Championship Game loss at Buffalo (1/23/94). **1992:** Earned a second straight trip to the Pro Bowl . . . Tied for team sack lead with a career-high 14½ and was fifth on the club with a career-most 77 tackles (62 solos, tied for team high) . . . Also added a team-best 53 QB pressures, two forced fumbles, two fumble recoveries and one interception . . . Returned the interception 22 yards vs. Seattle (11/22) for second career touchdown . . . The 14½ sacks tie for the second-most ever by a Chief (Art Still had 14½ in '80 and '84 while Derrick Thomas had 20 in '90 and 14½ in '92) . . . His '92 sack total tied for the third-most in the conference and sixth-most in the league . . . Made three sacks against both Denver (10/14) and Washington (11/15) . . . Had at least four tackles in 13 games . . . Started all 16 games for second straight year . . . Had two stops, one sack, one pass deflection and a fumble recovery in the playoff loss to the Chargers (1/2/93). **1991:** Made first trip to the Pro Bowl after stellar fourth pro season . . . Recorded 65 tackles, eight sacks, three forced fumbles, two fumble recoveries, 45 quarterback pressures and six pass deflections . . . Started all 16 games at right defensive end . . . The eight sacks ranked second on the club, the 45 pressures topped the squad and the 65 tackles were second among defensive linemen . . . Named AFC Defensive Player of the Month for a standout September when he collected 30 tackles, five sacks and two forced fumbles . . . Had at least four tackles in eight games, including a season-high 10 vs. San Diego (9/29) . . . Had seven tackles (six solos) in Wild Card win

over the Raiders (12/28) . . . Made six tackles and knocked down a pass in playoff loss at Buffalo (1/5/92). **1990:** Enjoyed very productive third NFL season, earning second team All-NFL mention from *The National* . . . Had career highs in sacks with 9½, the second-highest total on the team, and tackles with 68, the second-highest number among defensive linemen . . . Forced four fumbles for the second straight year, recovering two . . . Constantly hassled opposing quarterbacks, leading the squad with 51 pressures . . . Had a great day in playoff loss to Miami (1/5/91) with six tackles, 1½ sacks and one forced fumble . . . Corralled a season-high nine tackles (seven solos) and forced a fumble at Denver (9/17) . . . Made two sacks and caused a fumble at Indianapolis (10/7) . . . Also had a pair of sacks at New England (12/2) . . . Registered seven stops, 1½ sacks and a fumble recovery vs. Houston (12/16). **1989:** As full-time starter at left defensive end, he produced 67 tackles (50 solos), a team-runner-up 7½ sacks, a team-leading four forced fumbles, two fumble recoveries and three pass deflections . . . Also scored his first NFL touchdown on a three-yard fumble return at Cleveland (11/19) . . . The 67 tackles were second among defensive linemen . . . Finished the season on a strong note with 29 tackles, four sacks, four forced fumbles and two fumble recoveries in the final six games of the year . . . Started 15 games, missing one (Bengals, 10/1) with a chest injury suffered the previous week vs. San Diego (9/24) . . . Had one of the team's best defensive efforts of the season at Cleveland (11/19) with eight tackles (seven solos), a sack, two forced fumbles and a fumble recovery that he returned three yards for the Chiefs only touchdown of the day . . . Had a phenomenal outing at Green Bay (12/10) when he recorded four stops, two sacks and forced and recovered a fumble on Don Majkowski that set up the final touchdown in a 21-3 victory . . . Made season-high nine tackles (seven solos), one sack and one forced fumble vs. San Diego (12/17). **1988:** Shared left defensive end position with Leonard Griffin as a rookie . . . Saw action in 13 games, including seven starts (six at left end and one at right) . . . Missed a good portion of training camp with an ankle injury and then sat out three games after undergoing non-football-related surgery . . . Recorded 53 tackles (31 solos), 2.5 sacks, three pass deflections and a forced fumble . . . His 2.5 sacks tied for fourth on the team . . . Made first NFL start at Seattle (9/11) and registered three solo stops . . . Made first pro sack vs. Chargers (9/25), while also adding five tackles . . . Injured left ankle in the game and was limited the next two weeks . . . Enjoyed best game of season vs. L.A. Raiders (10/16), collecting six tackles (five solos), a sack, a deflection and a forced fumble . . . Had season-high seven tackles at Raiders (10/30) . . . Was the second overall choice in the '88 draft . . . Chiefs traded their '88 second-round pick to the Detroit Lions to move up one spot and select Smith with the second overall choice.

College/Personal: Finished college career at Nebraska with 14½ sacks, 24 tackles for a loss and one interception . . . Was Defensive MVP of Ricoh Japan Bowl, collecting two sacks, two forced fumbles and two pass deflections in one hal . . . Came to Nebraska as a 208-pound freshman who ran the 40 in 5.09 seconds and had a vertical leap of 30 inches, but progressed physically through the Huskers respected strength and conditioning program . . . Left Nebraska at 260 pounds with a 40 time of 4.59 seconds and a vertical leap of 35 inches . . . Was a first-team All-America selection of *The Sporting News* and earned second-team honors from AP and *Football News* as a senior . . . Registered 65 tackles (35 solos), 7½ sacks and 12 tackles for a loss as a senior . . . All-area and all-district football and basketball player at McDonough 35 High School in New Orleans . . . Is one of Chiefs most community-minded players . . . Established "Neil's Deal," a community program directed toward youth at Ozanam Home for Boys . . . Earned "Super Kansas Citian Award" from the South K.C. Chamber of Commerce . . . National spokesperson for "Yes I Can" Foundation, which encourages, enhances and empowers children and youth with disabilities to attain their greatest potential. The late Michael Landon was the last national spokesperson. Fundraising efforts include sales of authentic Louisville Slugger bats . . . Is establishing a foundation that will include fundraising efforts for a local "Yes I Can" program in Kansas City (special ed classes at D.A. Holmes School) . . . Has an arm length of 44¾ inches and wing span of 7 feet, 1½ inches . . . Full name: Neil Smith . . . Has one daughter, Nesha (4).

SMITH'S NFL STATISTICS

Year	Team	G-S	Tackles			Fum. For.		Sacks/ Yards
			Solos	Asst.	Tot.	Rec.	Fum.	
1988	Kansas City	13-7	31	22	53	0	1	2.5/ 26.0
1989	Kansas City	15-15	50	17	67	2	4	7.5/ 49.5
1990	Kansas City	16-15	51	17	68	2	4	9.5/ 71.0
1991	Kansas City	16-16	41	24	65	2	3	8.0/ 52.0
1992	Kansas City	16-16	62	15	77	2	2	14.5/114.5
1993	Kansas City	16-15	43	12	55	3	4	15.0/127.0
1994	Kansas City	14-13	37	6	43	1	5	11.5/ 89.0
Totals		106-97	315	113	428	12	23	68.5/529.0

Additional Stats: Touchdowns — 1 in '89 and 1 in '92. Blocked Field Goals — 2 in '93 and 1 in '94. Interceptions — 1 in '92 (22-yard return for TD) 1 in '93 (3-yard return) and 1 in '94 (41-yard return).

POSTSEASON

Year	Team	G-S	Tackles			Fum. For.		Sacks/ Yards
			Solos	Asst.	Tot.	Rec.	Fum.	
1990	Kansas City	1-1	6	0	6	0	1	1.5/ 5.5
1991	Kansas City	2-2	11	2	13	0	0	0.0/ 0.0
1992	Kansas City	1-1	2	0	2	1	0	1.0/13.0
1993	Kansas City	3-3	13	6	19	0	2	3.0/12.0
1994	Kansas City	1-1	0	0	0	0	0	0.0/ 0.0
Totals		8-8	32	8	40	1	3	5.5/30.5

NFL SACK LEADERS

1992-94		1993-94	
1. Neil Smith, K.C.	41	1. Neil Smith, K.C.	26.5
2. Leslie O'Neal, S.D.	39.5	Kevin Greene, Pitt.	26.5
3. Bruce Smith, Buf.	37.5	3. John Randle, Minn.	26
4. Simon Fletcher, Den.	36.5	4. Leslie O'Neal, S.D.	24.5
John Randle, Minn.	36.5	5. Bruce Smith, Buff.	24
Kevin Greene, Pitt.	36.5		



DAVE SZOTT • 79

Guard Ht: 6-4 Wt: 290

How Acquired: Draft (No. 7 - 1990)

College: Penn State

NFL Experience: 6

Birthdate: December 12, 1967

Birthplace: Passaic, New Jersey

Residence: Greenwood, Missouri

Pro Career: Now in his sixth NFL season, he is considered one of the league's finest offensive guards . . . Under-rated performer is a powerful drive blocker and superb pass protector . . . Has manned Kansas City's left guard spot since midway through his rookie season in '90 . . . Durable player has missed just two out of a possible 80 games . . . Has started 72 of the Chiefs last 75 games . . . Has opened all 16 games regular season games three of the past four campaigns . . . Was discovered in the bottom half of the '90 NFL draft, going to Kansas City in the seventh round (180th overall) . . . Has been a force on a Chiefs offensive line that has spawned a pair of 1,000-yard rushers (Barry Word in '90 and Christian Okoye in '91) and two Pro Bowl backs (Okoye in '91 and Marcus Allen in '93) . . . Major part of an offensive front that allowed a team-record-low 19 sacks in '94, 21 in '91 (second-fewest) and 22 in '90 (fourth-fewest) . . . Has played in 78 regular season games (72 starts) and eight playoff contests (all starts). **1994:** Enjoyed his finest season as the Chiefs most consistent and productive offensive lineman . . . Started all 16 regular season contests plus the playoff tilt . . . Major part of an offensive front that allowed just 19 sacks, the fewest in Chiefs history and third-fewest in the NFL in '94. **1993:** Steady performer started 13 of 14 games at left guard . . . Was inactive against both Houston (9/12) and Denver (9/20) because of a knee injury suffered in the season opener at Tampa Bay (9/5) . . . Did not start

but played some vs. L.A. Raiders (10/3) while he was still recovering from the injury . . . Had not missed a games in three previous NFL seasons . . . Started each of the final 12 games plus the team's three playoff contests . . . Helped improve the team's rushing output from 3.4 yards per carry in '92 to 3.7 last year . . . Kansas City allowed just six sacks the final six games of the regular season. **1992:** Opened all 16 games at left guard for the second straight season . . . Also started the playoff game vs. San Diego (1/2/93) at left guard . . . Was slowed at the start of the season by a back injury that kept him from participating in much of training camp or the preseason. **1991:** Opened all 16 regular season games and both playoff contests at left guard . . . Key ingredient in the NFL's fifth-ranked offense . . . Helped Okoye collect his second 1,000-yard season . . . Part of line that yielded just 21 sacks, the fewest in the conference and third-fewest in the league. **1990:** Surprise of the '90 draft played in all 16 games as a rookie, starting the final 11 . . . Was a unanimous all-rookie pick, receiving the honor from every outlet that picks a team . . . Backed up both left guard Frank Winters and right guard David Lutz the first five weeks of the season, then started Week 6 at left guard, Week 7 at right guard, and then left guard the rest of the way . . . Also started the playoff game at Miami (1/5/91) . . . Integral part of an offensive line that paved the way for two of the AFC's Top 10 rushers: Word (1,015 yards) and Okoye (805) . . . Offensive line permitted just 22 sacks, the fourth-lowest total in the NFL.

College/Personal: Made rapid and highly successful transition to offensive guard after playing sophomore and junior years on defense . . . Started nine games at strongside guard as a senior, helping All-America running back Blair Thomas and his running mates average 213.9 rushing yards per game, an improvement of 48.4 yards from the previous season . . . Missed two games with muscle spasms in his neck . . . Played in '90 Senior Bowl . . . Started every game at nose tackle for Nittany Lions as a junior, recording 41 tackles and one sack . . . Moved to defense after being a reserve offensive guard as a freshman . . . *Sports Illustrated* named him the fourth-best freshman of the '86 class; Atlanta's Jeff George was No. 1 . . . Was an All-America pick at guard for Clinton (N.J.) High School . . . Lettered three times in football, serving as team captain his senior year . . . Was also an All-America choice as a heavyweight wrestler, earning four letters in the sport . . . Compiled a 109-8 record during his career . . . Placed fourth in the '86 National Junior Freestyle Tournament and won three Group Four state titles . . . Has lent his name and volunteered countless hours to Kansas City's Children's Center for the Visually Impaired. His wife, Andrea, volunteers at the center two days a week . . . His brother, Kevin, is legally blind and despite having almost no sight, he played Division III football and is a competitor for the U.S. Association of Blind Athletes . . . He and his brother, Kevin, are co-chairmen of the Michael Forbes Trolley Run/Walk, which benefits the Children's Center for the Visually Impaired . . . Brothers, Edward and Kevin, played football at St. Laurence University . . . Enjoys hunting and fishing . . . Full name: David Andrew Szott . . . Married, wife Andrea, with one son, Shane Andrew, born in April of '95.

Games Played/Games Started: 1990 (16/11), 1991 (16/16), 1992 (16/16), 1993 (14/13), 1994 (16/16) — 78/72. **Postseason:** 1990 (1/1), 1991 (2/2), 1992 (1/1), 1993 (3/3), 1994 (1/1) — 8/8.



JAY TAYLOR • 27
Cornerback Ht: 5-10 Wt: 170

How Acquired: Trade (Phoenix - 1993)
College: San Jose State
NFL Experience: 7 (3rd with Chiefs)
Birthdate: November 8, 1967
Birthplace: San Diego, California
Residence: Gilbert, Arizona

Pro Career: Talented bump-and-run cornerback begins his third season in Kansas City after logging the first four years of his NFL career with the Phoenix Cardinals . . . Kansas City acquired him on April 7, 1993,

from Phoenix (now Arizona) in exchange for an eighth-round pick in that year's draft . . . Has served as a backup cornerback and nickel back the past two seasons with the Chiefs . . . Made a successful return for a '92 bicep injury that sidelined him for an entire season . . . Played in 48 games (19 starts) with Phoenix from '89-'92 and 32 (five starts) with Kansas City last year . . . In 80 career games (24 starts), he has amassed 99 tackles, five interceptions and four fumble recoveries . . . Also has 12 tackles in four playoff contests (three starts). **1994:** Played in all 16 games, including four starts, as the Chiefs third cornerback . . . Registered 40 tackles, the second-most of his career, one interception and one fumble recovery . . . Had nine pass deflections, second-most on the team (Dale Carter had 15) . . . Picked off Jim Everett in a season-opening victory at New Orleans (9/4) . . . Made a season-high five stops against the 49ers (9/11) . . . Played nickel back in the Chiefs playoff loss at Miami (12/31).

1993: Acquired in April trade with the Cardinals, he played in all 16 games as a backup corner and special teams player . . . Started the season finale vs. Seattle (1/2/94) and all three playoff games at right corner after Dale Carter was placed on injured reserve with a broken forearm . . . Finished the year with 13 tackles, two passes defensed and one interception on defense with two tackles on special teams . . . Got his lone interception of the year off John Elway in 15-7, Monday night win over Dnver (9/21) . . . In three playoff starts, he made 12 tackles and broke up one pass . . . Had a season-high six tackles in the AFC Divisional Playoff win over Houston (1/16/94). **At Phoenix (1989-92):** Played in 48 games (19 starts) with the Cardinals, registering 80 tackles (72 solos), three interceptions and three fumble recoveries . . . Was a backup in '89 and '91, a starter in '90 and did not play in '92. **1992:** Missed the entire season after being placed on injured reserve on Sept. 1 with a bicep injury . . . Suffered the torn bicep in training camp before the preseason games began. **1991:** Registered six tackles, batted away four passes and recovered one fumble in a reserve role . . . Played in all 16 games and started one vs. San Francisco (11/17). **1990:** Started all 16 contests at right cornerback for the Cardinals and finished the campaign with 47 tackles and three interceptions . . . Provided a fourth-quarter interception to set up a key score in a 23-21 comeback win at Philadelphia (9/16) . . . Posted a season-high seven tackles at Miami (11/4) and picked off a pass the next week vs. Green Bay (11/18) . . . Other theft of the season came vs. Washington (9/30). **1989:** Saw action in 16 games with two starting roles . . . Finished his rookie season with 27 tackles, eight deflected passes, one fumble recovery and one forced fumble . . . Started at defensive back in season opener in Detroit (9/10) against the Lions "run-and-shoot" offense and made two tackles . . . Had six stops and two deflections vs. Atlanta (10/22) . . . Got a forced fumble and recovery in a win over Dallas (11/12) . . . Selected by Phoenix in the sixth round of the draft.

College/Personal: Second team All-Big West Conference as a senior at San Jose State . . . Owned an impressive 28.7-yard kickoff return average (10 returns) as a senior . . . Was an Associated Press All-America pick as a junior . . . Picked off three passes and made exactly 44 tackles in two seasons with the Spartans . . . Spent first two college campaigns at Grossmont (Cal.) Junior College . . . All-league in football and track at St. Augustine High School in San Diego . . . Full name: Emanuel Jay Taylor . . . Married, wife Milinda, with two daughters, Desiree (5) and Dominique (4).

TAYLOR'S NFL STATISTICS

Year	Team	G-S	Interceptions				Tackles		Fum. Rec.	
			No.	Yds.	LG	TD	Solos	Asst.		
1989	Phoenix	16-2	0	0	0	0	25	2	27	2
1990	Phoenix	16-16	3	50	34	0	43	4	47	0
1991	Phoenix	16-1	0	0	0	0	4	2	6	1
1992	Phoenix		Did Not Play							
1993	Kansas City	16-1	1	0	0	0	8	5	13	0
1994	Kansas City	16-4	1	0	0	0	19	21	40	1
Totals		80-24	5	50	34	0	99	34	133	4

Postseason: Made 12 tackles in 3 games (all starts) in '93, and played in 1 game in '94.



DOUG TERRY • 24
Safety Ht: 5-11 Wt: 204

How Acquired: Free Agent (1992)

College: Kansas

NFL Experience: 4

Birthdate: December 12, 1969

Birthplace: Dumas, Arkansas

Residence: Blue Springs, Missouri

Pro Career: Powerful hitter has played a major role on the Chiefs defense and special teams the past three seasons . . . Successfully rebounded from a knee injury suffered late in the '93 season . . . Arrived in Kansas City as an untouted rookie free agent from the nearby University of Kansas in April of '92 . . . Was the most pleasant surprise of the '92 preseason, earning respect with his aggressive style of play and fearless nature . . . Was a backup free safety last season . . . In 41 career games, including 10 starts, he has amassed 101 tackles, two interceptions, three fumble recoveries, two forced fumbles and one sack . . . Also has 10 stops on special teams . . . In two playoff games, he has three tackles. **1994:** Spent the first six weeks of the season on the "reserve/physically-unable-to-perform" list with a sprained knee suffered in '93 . . . Rebounded from the injury to play in 10 games (one start), contributing 18 tackles, a career-high three fumble recoveries, three quarterback pressures and three special teams stops . . . Recovered two fumbles in crucial win over Houston (12/18). **1993:** Started the first six contests at strong safety, then backed up Martin Bayless the next nine games . . . Was placed on injured reserve on Dec. 30 after spraining a knee at Minnesota (12/26) . . . Had 54 tackles with a sack, interception and a forced fumble . . . Broke up a total of three passes . . . Had seven games with at least six tackles, including eight against both the Bucs (9/5) and Raiders (10/3) . . . Picked off a Warren Moon pass in a loss to Houston (9/12) . . . Made his first career sack vs. Green Bay (11/8) . . . Was on IR for all three of Kansas City's playoff games. **1992:** Joined the Chiefs as a rookie free agent and demanded notice during the preseason when he made 13 tackles and picked off a pass . . . Made the team's active roster as Charles Mincy's backup at free safety . . . Played in club's nickel defense in all 16 games, contributing 29 tackles (20 solos), one interception and one forced fumble . . . Started at Houston (9/20) when the Chiefs opened the game with their nickel defense . . . Picked off a pass the next week in 27-7 win over the Raiders on Monday Night Football . . . Had seven tackles (five solos) on special teams.

College/Personal: Played every position in Kansas' secondary during his four-year stay . . . Concluded his college career with 242 tackles (164 solos), three forced fumbles and a fumble recovery . . . Team co-captain as a senior, when he led the Jayhawks with a career-high 93 stops (58 unassisted) . . . Academic All-Big Eight choice as a junior . . . Started seven games at strong safety as a freshman before being sidelined with a spinous process fracture . . . Was an all-state selection as a senior at Liberal (Kan.) High School . . . Lettered in football, wrestling and track . . . Cousin, Jo Jo Witherspoon, was a member of Kansas' women's basketball squad . . . Enjoys fishing . . . Full name: Douglas Maurice Terry . . . Married, wife Kerry, one son, Keeston Mychael (4).

TERRY'S NFL STATISTICS

Year	Team	G-S	Interceptions				Tackles			Fum.
			No.	Yds.	LG	TD	Solos	Asst.	Tot.	Rec.
1992	Kansas City	16-1	1	9	9	0	20	9	29	0
1993	Kansas City	15-8	1	21	21	0	39	15	54	0
1994	Kansas City	10-1	0	0	0	0	11	7	18	3
Totals		11-10	2	30	21	0	70	31	101	3

POSTSEASON

Year	Team	G-S	Interceptions				Tackles			Fum.
			No.	Yds.	LG	TD	Solos	Asst.	Tot.	Rec.
1992	Kansas City	1-0	0	0	0	0	2	0	2	0
1993	Kansas City		Did Not Play/Knee							
1994	Kansas City	1-0	0	0	0	0	1	0	1	0
Totals		2-0	0	0	0	0	3	0	3	0



DERRICK THOMAS • 58
Outside Linebacker Ht: 6-3 Wt: 247

How Acquired: Draft (No. 1 - 1989)

College: Alabama

NFL Experience: 7

Birthdate: January 1, 1967

Birthplace: Miami, Florida

Residence: Independence, Missouri

Pro Career: Now entering his seventh NFL campaign, he is regarded as one of the game's premier defensive players . . . Is coming off his finest NFL season, which earned him a sixth straight Pro Bowl appearance, one for each year in the league . . . All he has done since joining the Chiefs as the fourth overall pick in the '89 draft is venture to six Pro Bowls; be named Chiefs MVP twice ('91 & '94); win the NFL sack crown ('90); set Chiefs records for sacks in a career, season and game; establish an NFL record for sacks in a game (seven); been AFC Defensive Player of the Week on six occasions; and win the league's two most prestigious humanitarian awards ('93 NFL Man of the Year & '95 Byron White Humanitarian Award) . . . His six AFC-NFC Pro Bowls tie the team record of Deron Cherry and Willie Lanier . . . Is just the second two-time winner of the Chiefs MVP Award, joining Art Still ('80 & '84) . . . Returned to a natural outside linebacker spot in '94 after one season at "rushbacker," a linebacker/defensive end hybrid . . . Is the league's finest pass-rushing linebacker . . . Since he entered the league in '89, he leads all NFL defenders with 77 sacks, which is also a Chiefs career record . . . Got his 50th career sack vs. Dallas (10/18/92), reaching that milestone in his 54th game, quicker than any linebacker ever did and faster than all but two players in league history (Reggie White-40 & Mark Gastineau-43) . . . Is the NFL record-holder for most sacks in a game with seven vs. Seattle (11/11/90), breaking the old record of six by San Francisco's Fred Dean (11/13/83) . . . In '90 he became the first Chief to lead the NFL in sacks with 20 . . . His 20 sacks in '90 set a team record and are the fifth-highest, single-season total in league history . . . His 77 sacks have accounted for 591½ yards in losses . . . Has made at least 10 sacks in five of his six NFL campaigns . . . Has three career games with at least four sacks, eight with three or more and 15 with two-plus . . . Has been nearly unstoppable the past five seasons, racking up a league-high 66 sacks, an incredible 28 forced fumbles and 13 fumble recoveries, including three for touchdowns . . . Has perfected the art of ball-stripping as evidenced by his 31 career forced fumbles in the regular season along with four in postseason play . . . Durable performer has missed just one out of a possible 96 career games, and has appeared in 68 consecutive contests . . . 52½ of his 77 career sacks (68.2%) have come at Arrowhead Stadium . . . Career log: 95 games (92 starts), 413 tackles, 77 sacks, 31 forced fumbles, 14 fumble recoveries, one blocked PAT, one tackled punter, three touchdowns and one safety . . . In eight playoff contests (all starts), he has 29 tackles, 7½ sacks (Chiefs playoff record) and four forced fumbles. **1994:** Enjoyed the finest season of his distinguished NFL career, earning a sixth straight trip to the Pro Bowl, his sixth as a starter, and his second Chiefs MVP Award . . . Was a second team All-NFL pick by AP . . . Corralled a career-high 86 tackles, 11 sacks, a team-high six forced fumbles, three fumble recoveries, 45 quarterback pressures, five passes defended and a safety . . . The 86 tackles were good enough for fourth place on the club . . . Dispelled the myth that he does not perform well on grass by getting nine of his 11 sacks on natural surfaces, including seven at Arrowhead . . . Became the Chiefs all-time sack leader vs. L.A. Raiders (11/16), bypassing Art Still, who had 72½ . . . Best performance was an eight-tackle, three-sack, one-safety outing against San Francisco (9/11); had a fourth sack taken away by a intentional-grounding call . . . Was named AFC Defensive Player of the Week for his efforts against the 49ers . . . In win over Atlanta (9/18) the next week, he was credited with five stops, two forced fumbles, two fumble recoveries and a sack . . . Had six tackles and a sack in playoff loss at Miami (12/31). **1993:** Assumed new "rushbacker" position, a linebacker/defensive end hybrid and played it well enough to land his fifth

straight Pro Bowl nod . . . Earned one of pro sports most prestigious awards by being named the Edge NFL Man of the Year, which recognizes both community service and on-field performance . . . Was a second team All-NFL pick by AP and *College & Pro Football Newsweekly* . . . Named to All-AFC squad by UPI . . . Improved his play against the run as the team allowed just 101.3 rushing yards per game, the club's lowest yield since '71 (95.5) . . . Had a career-low eight sacks as teammate Neil Smith topped the league with 15 . . . Also added 43 tackles, four forced fumbles, one fumble recovery, a team-high 47 quarterback pressures and a blocked PAT . . . Returned his fumble recovery 86 yards for a touchdown at Seattle (12/5) . . . Had three tackles, two sacks and two forced fumbles vs. L.A. Raiders (10/3) . . . Was outstanding in the playoffs, recording 10 tackles, three sacks, and three forced fumbles . . . Racked up three tackles, two sacks, two forced fumbles and deflected a pass in upset win over Houston (1/16/94) in an AFC Divisional Playoff Game. **1992:** Selected to start for the AFC in the Pro Bowl for the fourth year in a row . . . Was a first team All-NFL pick by NEA and *The Sporting News*, and named All-AFC by UPI, *Pro Football Weekly* and *Football News* . . . Made the All-Madden Team for the first time as well . . . His 14½ sacks, second-highest total of his career, led the team for the fourth straight year (Neil Smith also had 14½) . . . That total tied for the second-most ever by a Chief, and third-most in AFC/sixth-most in NFL in '92 . . . Also contributed 67 tackles, the sixth-most on the club, a team-leading eight forced fumbles, three fumble recoveries, including one for a touchdown, 27 QB pressures, and two deflected passes . . . Had one four-sack effort (Chargers, 11/8) and two three-sack games (Eagles, 10/11, and Broncos, 12/27) . . . Against San Diego (11/8), he had four sacks, two forced fumbles and a fumble recovery in the first half alone of a 16-14 victory en route to AFC Defensive Player of the Week honors . . . Put on another brilliant exhibition in the season finale vs. Denver (12/27), when he had five tackles, three sacks, two forced fumbles and a fumble recovery for a touchdown; also hit John Elway as he was throwing, forcing an errant pass that was intercepted and returned for another touchdown . . . Had a strong playoff showing at San Diego (1/2/93) with three tackles and 1½ sacks. **1991:** Continued impressive run through NFL offenses, earning his third straight Pro Bowl start . . . Named All-NFL by AP, *The Sporting News*, *College and Pro Football Weekly*, and *Pro Football Weekly* . . . Took home unanimous All-AFC honors . . . His 13½ sacks led the club for the third straight year and tied for second in the AFC (with Simon Fletcher and behind William Fuller) and fourth in the NFL (behind Swilling, Fuller and Reggie White) . . . Has a knack for being around the ball as evidenced by his four forced fumbles and four recoveries, including one returned 23 yards for the winning touchdown in a 27-20 victory over the L.A. Rams (11/10) . . . It was his first NFL score . . . Was sixth on the club with a career-high 79 tackles, and second on the team with 43 quarterback pressures; also knocked down two passes . . . Tackled a punter before a kick vs. Denver (11/17) . . . His four-sack, two-forced fumble effort on Buffalo's Jim Kelly (10/7) earned him AFC Defensive Player of the Week honors . . . Made three sacks in tough 24-20 loss to Denver (11/17) . . . Collected a pair of sacks in 19-6 win at Seattle (12/1) . . . Had two sacks and a forced fumble in the playoffs . . . Missed more than half of the Chiefs home playoff victory over the L.A. Raiders (12/28) after experiencing an increased heart rate. He was hospitalized for treatment and observation for the increased heart rate which was diagnosed as atrial fibrillation. He was released from St. Luke's Hospital less than 24 hours after being admitted . . . Returned to action the following week in the club's playoff loss to Buffalo (1/5/92) and added a sack. **1990:** Had simply miraculous sophomore NFL season, earning second Pro Bowl appearance and All-NFL recognition . . . Named first team All-NFL by Pro Football Writers Association, AP, *Pro Football Weekly*, *The Sporting News*, NEA, *College & Pro Football Newsweekly* and *Football Digest* and first team All-AFC by UPI . . . Led NFL with 20 sacks, a team record and the fifth-highest total in league history . . . Only players with more sacks in a season are Mark Gastineau (22 in '84), Reggie White (21 in '87), Chris Doleman (21 in '89) and Lawrence Taylor (20½ in '86) . . . Established a new NFL record with seven sacks in a game on Seattle's Dave Krieg (11/11), breaking Fred Dean's old mark of six . . . Had eighth sack grasp on final play of game, but Krieg got free and launched a touchdown pass to beat Kansas City, 17-16 . . . Was named AFC Defensive

Player of the Week (10) despite loss . . . Forced a team-leading six fumbles during the season, recovering two . . . Made 63 tackles, including 47 solos . . . Also had five pass deflections and 35 quarterback pressures . . . Had three sacks at Indianapolis (10/7) and two each vs. Cleveland (9/30) and Denver (12/9) . . . Made three solo stops in Miami playoff game (1/5/91). **1989:** Became a dominant force on the Chiefs defense in first NFL season . . . Consensus Defensive Rookie of the Year, winning that honor from Associated Press, *Pro Football Weekly*, *College and Pro Football Newsweekly* and NFL Players' Association . . . Became first Chiefs outside linebacker to go to the Pro Bowl since Bell in '73 . . . Started first Pro Bowl . . . Won Mack Lee Hill Award, which annually goes to the Chiefs top rookie . . . Named top AFC linebacker by NFLPA . . . Was an All-NFL selection by *Sports Illustrated* and a second team All-Pro pick by *College and Pro Football Newsweekly* . . . First team All-AFC by UPI . . . Finished tied for seventh in the AFC since '73 when the team started keeping the statistic . . . Tied with Kevin Ross for fifth on the team with 75 tackles . . . Also contributed three forced fumbles, a fumble recovery and four pass deflections . . . In addition to 10 sacks, he also had a team-high 55 quarterback pressures . . . Earned AFC Defensive Player of the Week honors in second NFL game (24-19 win over L.A. Raiders, 9/17), with seven tackles, 2½ sacks and one forced fumble . . . Started all 16 games at right outside linebacker, but also lined up at middle linebacker and defensive end . . . Made all 10 sacks in first 10 games, but in final six outings DE's Neil Smith and Leonard Griffin registered a combined 8½ sacks . . . Had tough NFL debut with one solo tackle at Denver (9/10), then had exceptional showing vs. Raiders Week 2 . . . In 20-10 win over Seahawks (11/5), he showed typical dominant style with a sack, forced fumble and fumble recovery on Dave Krieg that helped set up a field goal . . . Had two sacks on John Elway in 16-13 loss to Denver (11/12) . . . Made season-high 13 tackles, including two for losses, and season-most eight QB pressures vs. Cleveland (11/19) . . . Was ejected in first half of Chargers game (12/17) for kicking TE Arthur Cox . . . Rookie sack total of 10 was 2½ shy of Leslie O'Neal's NFL rookie record and also compares favorably to the rookie sack totals of OLB's Lawrence Taylor (9½), Cornelius Bennett (8½) and Tim Harris (7½) . . . Was fourth overall selection in first round of '89 draft; selected after Troy Aikman, Tony Mandarich and Barry Sanders . . . Was the first linebacker the Chiefs ever drafted in the first round.

College/Personal: Was one of the most dominant defensive players in the country as a college senior at Alabama . . . Regarded as the nation's finest pass rusher during junior and senior seasons . . . Set school career record with 52 quarterback sacks and a total of 74 tackles behind the line of scrimmage . . . Other career totals: 204 tackles, 12 forced fumbles, four fumble recoveries, nine deflections, five blocked kicks, one safety and one touchdown . . . A unanimous first team All-America pick . . . Won the '88 Butkus Award as the best collegiate linebacker . . . Finished 10th in the Heisman voting . . . Had a career-high five sacks as a senior vs. Texas A&M . . . Had 67 tackles and a school-record 18 sacks as a junior . . . Made 30 tackles and four sacks as a sophomore and 19 stops and three sacks as a frosh . . . Earned all-league honors at South Miami (Fla.) High School . . . Played tight end and running back in high school before settling at linebacker . . . Started an inner-city reading program with his "Third and Long Foundation" . . . As part of the literacy program, he reads to children at local libraries each home Saturday during the season . . . Has his own clothing line . . . Is the Chiefs United Way spokesperson . . . His English teacher at Miami's Palmetto Middle School, Miriam Williams, was the winner of the 1991 NFL Teacher of the Year Award . . . Appeared in Hank Williams, Jr.'s 1992 video, "Come on Over to Country" . . . Designated by former President Bush as the "832nd point of light" for his reading program; met Bush in Kansas City on Sept. 11 of '92 . . . In recognition of all his community efforts, he was named the 1993 Edge NFL Man of the Year, perhaps the league's most prestigious honor . . . In June of '95 he was selected the winner of the Byron White Humanitarian Award for service to team, community and country; it is the most prestigious award given by the NFL Players Association . . . Won the 1994 Genuine Heroes Award, given by Trinity College in Chicago . . . He delivered the keynote address at the Vietnam Veterans Memorial

during the Memorial Day ceremony in '93; past speakers at the Wall have included General Colin Powell, Bob Hope, Vice-President Al Gore and former Pittsburgh Steeler Rocky Bleier . . . Is son of an Air Force Captain, Robert Thomas . . . Was five years old when his father's plane was shot down while it was returning from a mission in Vietnam on December 17, 1972 on "Operation: Linebacker Two" . . . His father was declared legally dead in '80 . . . Is intrigued by the events surrounding the assassination of President John F. Kennedy and is well-versed in the numerous theories surrounding JFK's death . . . Has been taking classes at the University of Missouri-Kansas City as he works toward his college degree . . . Full name: Derrick Vincent Thomas . . . Single.

THOMAS' NFL STATISTICS

Year	Team	G-S	Tackles			Fum. For.		Sacks/ Yards
			Tkls.	Asst.	Tot.	Rec.	Fum.	
1989	Kansas City	16-16	56	19	75	1	3	10.0/ 95.5
1990	Kansas City	15-15	47	16	63	2	6	20.0/150.0
1991	Kansas City	16-15	60	19	79	4	4	13.5/112.0
1992	Kansas City	16-16	54	13	67	3	8	14.5/113.0
1993	Kansas City	16-15	32	11	43	1	4	8.0/ 50.0
1994	Kansas City	16-15	67	19	86	3	6	11.0/ 71.0
Totals		95-92	316	97	413	14	31	77.0/591.5

Additional Stats: Touchdowns — 1 on 23-yard fumble return in '91, 1 on fumble recovery in '92 and 1 on an 86-yard fumble return in '93.
Total: 3. Safety — 1 in '94.

POSTSEASON

Year	Team	G-S	Tackles			Fum. For.		Sacks/ Yards
			Tkls.	Asst.	Tot.	Rec.	Fum.	
1990	Kansas City	1-1	3	0	3	0	0	0.0/ 0.0
1991	Kansas City	2-2	7	0	7	0	1	2.0/13.0
1992	Kansas City	1-1	3	0	3	0	0	1.5/15.0
1993	Kansas City	3-3	10	0	10	0	3	3.0/19.0
1994	Kansas City	1-1	5	1	6	0	0	1.0/ 8.0
Totals		8-8	28	1	29	0	4	7.5/55.0

NFL SACK LEADERS

1989-94			1990-1994		
1. Derrick Thomas, K.C.	77		1. Derrick Thomas, K.C.	67	
2. Leslie O'Neal, S.D.	76.5		2. Reggie White, G.B.	64	
3. Reggie White, G.B.	75		Leslie O'Neal	64	
4. Chris Doleman, Atl.	73		4. Simon Fletcher, Den.	61	
Simon Fletcher, Den.	73		5. Neil Smith, K.C.	58.5	

NFL RECORD BOOK

Most Sacks, Season

22	Mark Gastineau, N.Y. Jets, 1984
21	Reggie White, Philadelphia, 1987
	Chris Doleman, Minnesota, 1989
20.5	Lawrence Taylor, N.Y. Giants, 1986
20	Derrick Thomas, Kansas City, 1990

Most Sacks, Game

7	Derrick Thomas, Kansas City vs. Seattle, 11/11/90
6	Fred Dean, San Francisco vs. New Orleans, 11/13/83
5.5	William Gay, Detroit vs. Tampa Bay, 9/4/83
5	By 5 players

Note: Sacks have been compiled by the NFL since 1982.

THOMAS' SACK VICTIMS

(Regular Season)

Seattle	16	Houston	2
Denver	14	Atlanta	1
L.A. Raiders	10	Chicago	1
San Diego	8	Cincinnati	1
Buffalo	5	Dallas	1
Cleveland	3	L.A. Rams	1
Green Bay	3	Pittsburgh	1
Indianapolis	3	Minnesota	½
Philadelphia	3	New Orleans	½
San Francisco	3		

Quarterbacks: John Elway-14; Dave Krieg-11; Jay Schroeder-5½; Stan Humphries and Jim Kelly-4; Randall Cunningham, Rick Mirer, Jack Trudeau and Steve Young-3; Vince Evans, Brett Favre, John Friesz, Jeff Hostetler and Warren Moon-2; Bernie Kosar-1½; Troy Aikman, Bobby Brister, Boomer Esiason, Jim Everett, Bob Gagliano, Jeff George, Jeff Kemp, Don Majkowski, Frank Reich, Mark Rypien, Kelly Stouffer, Billy Joe Tolliver and Mike Tomczak-1; Bobby Hebert, Todd Marinovich, Mike Pagel and Wade Wilson-½.



KEITH TRAYLOR • 94

Defensive End Ht: 6-2 Wt: 290

How Acquired: Free Agent (1995)
College: Central State (Oklahoma)
NFL Experience: 3 (1st with Chiefs)
Birthdate: September 3, 1969
Birthplace: Little Rock, Arkansas
Residence: Norman, Oklahoma

Pro Career: Big powerful defensive lineman re-signed with the Chiefs as a free agent on January 23 of this year . . . Was also in the Chiefs training camp last season, signing with the club on February 9 . . . Was released by the club on August 28, the final preseason roster cutdown . . . Spent one week on the Chiefs roster in '93. **World League (1995):** Spent the spring of '95 in the World League with the Barcelona Dragons . . . During the '95 WL season, he played in eight of team's 10 contests including three starts, missing two outings due to injury . . . Posted 16 total tackles (14 solo) during his stay with the Dragons . . . Originally entered the NFL as a third-round choice (61st overall) of the Denver Broncos in '91 . . . Has logged time with four different NFL clubs: Chiefs, Broncos, Los Angeles Raiders and Green Bay Packers . . . In 37 career games, including five starts, he has registered 67 tackles (34 solos), one sack and one forced fumble . . . Played in 32 of his 37 games with the Broncos in '91-92 . . . Was an all-rookie selection in '91 . . . After Denver did not make a qualifying offer to him in '93, he was signed as a free agent by the Raiders . . . L.A. waived him in the preseason and Green Bay picked him up midseason. **1994:** Was signed by Kansas City on Feb. 9 and waived during the final roster cutdown on Aug. 28 . . . Did not play with another NFL team in '94. **At Green Bay (1993):** Signed by the Raiders as a free agent on July 19 after the Broncos chose not to re-sign him . . . Was waived by the Raiders on Aug. 30 . . . Was signed by Green Bay as a free agent on Sept. 14 and played in five games with the club, making one tackle . . . Was released by the Packers on Nov. 9 . . . Signed by the Chiefs on Jan. 5 of '94, was inactive for the Steelers playoff game (1/8/94) and was waived on Jan. 10. **At Denver (1991-92):** 1992: Saw action in all 16 of Denver's regular season games, including three starts, and both playoff outings . . . Was a backup inside linebacker and special teamer . . . Recorded 39 tackles (21 solos), one sack and one fumble recovery . . . Made his first NFL sack vs. Seattle (12/20). 1991: Earned all-rookie honors from *Pro Football Weekly* and *Football Digest* . . . Was a backup to Michael Brooks and Karl Mecklenburg at inside linebacker . . . Made 27 tackles (12 solos) on defense and 16 (nine solos) on special teams . . . Started for an injured Brooks vs. Seattle (9/15), making nine tackles, and vs. San Diego (9/22), recording 10 . . . Was also used at the fullback position in several postseason goal-line situations . . . Played in

both playoff games . . . Was picked by Denver in the third round of the '91 draft.

College/Personal: Spent two seasons at Central State (Oklahoma) after transferring from Coffeyville (Kan.) Junior College . . . At Central State, he made 146 tackles, five sacks, two interceptions, three forced fumbles and two fumble recoveries . . . Played in just four full games and parts of two others as a senior because of a leg injury . . . Still managed 67 tackles and three forced fumbles . . . Was a first team All-Lone Star Conference pick as a junior, when he amassed 79 stops, five sacks, two fumble recoveries and two interceptions . . . Started two years at linebacker for Coffeyville, accumulating 229 tackles, 14 sacks and nine interceptions . . . Was the MVP of the '88 JUCO Championship Game . . . Was a two-time all-state and all-conference linebacker at Malvern (Ark.) High School . . . Was rated as one of the 10 best prospects in the state . . . Was also an all-state and all-conference pick in basketball . . . Was a standout power hitter on the baseball squad . . . Enjoys playing basketball and shooting pool . . . Full name: Byron Keith Traylor . . . Single.

TRAYLOR'S NFL STATISTICS

Year	Team	G-S	Tackles			Fum. For.		Sacks/ Yards
			Tkls.	Asst.	Tot.	Rec.	Fum.	
1991	Denver	16-2	12	15	27	0	0	0/0
1992	Denver	16-3	21	18	39	0	1	1/14
1993	Green Bay	5-0	1	0	1	0	0	0/0
1994	Did Not Play							
Totals		37-5	34	33	67	0	1	1/14

Postseason: Played in 2 games in '91.



JOE VALERIO • 73
Tackle/Center Ht: 6-5 Wt: 295

How Acquired: Draft (No. 2 - 1991)
College: Pennsylvania
NFL Experience: 5
Birthdate: February 11, 1969
Birthplace: Swarthmore, Pennsylvania
Residence: Overland Park, Kansas

Pro Career: Powerful offensive lineman begins his fifth season as a Chief . . . Is exceptionally quick and agile for his size . . . In addition to his duties as a backup offensive lineman and deep snapper, he is also utilized as a third tight end in Kansas City's "tank" formation . . . Has three career catches, all touchdown passes from Joe Montana . . . Only 17 other players caught more Montana touchdown passes . . . Chiefs are 3-0 when he hauls in a touchdown pass, getting them in big wins over L.A. Raiders (10/3/93), San Francisco (9/11/94) and at Denver (10/17/94) . . . Has appeared in 45 career games, including four starts, and five postseason contests . . . His four starts breakdown as two at right tackle, one at center and one at tight end . . . Spent the spring of '92 in the World League with the Birmingham Fire . . . Joined the club as a second-round pick (50th overall) in the '91 NFL draft. **1994:** Played in all 16 games and made one start at tight end in a three-tight-end set . . . Handled all the snaps on punts and was credited with two tackles on special teams . . . Caught two touchdowns passes from Joe Montana, both coming in big wins . . . On fourth-and-one against the 49ers (9/11), Montana faked a handoff to Marcus Allen and lofted a touchdown pass to Valerio in the 24-17 victory . . . In the thrilling, comeback win at Denver (10/17), he hauled in a Montana aerial at the two-yard line and dove into the end zone for a four-yard score in the 31-28 Monday night triumph at Mile High Stadium . . . In both of those situations he was used as a third tight end in the club's "tank" formation. **1993:** Played in 13 games, mostly on special teams as a snapper . . . Was Tim Grunhard's backup at center and also lent support at other line positions . . . Most memorable moment came in a 24-9 win over the L.A. Raiders (10/3), when he caught a one-yard

touchdown pass from Joe Montana to open the scoring; was lined up as a third tight end . . . Saw action in all three playoff games . . . Handled most of the snapping for the club's punts. **1992:** Got first NFL game action, playing in all 16 games . . . Made three starts, two at right tackle and one at center . . . Replaced injured right tackle Rich Baldinger vs. Seattle (11/22) and N.Y. Jets (11/29), and subbed for injured center Tim Grunhard vs. L.A. Raiders (12/6) . . . Saw extensive action at right tackle the final three weeks of the season . . . Played tight end in some goal-line and short-yardage situations. *World League:* Was the Birmingham Fire's starting right tackle . . . Also handled the Fire's deep snapping chores. **1991:** Second-round pick did not see any game action as a rookie . . . Was on Kansas City's 47-man roster all season, but was listed as inactive 10 times.

College/Personal: Two-time All-Ivy pick . . . Primary concentration was at right tackle for Penn . . . Was a NCAA Division I-AA All-America choice of AP, Walter Camp and Kodak . . . As a senior, he was an All-Ivy League first team pick, finishing third in the voting for the Buchnell Cup, given to the league's most valuable player . . . Earned All-Ivy League first mention as a junior . . . First team all-district, all-suburban, all-county and all-league selection his senior year at Ridley High School in Folsom, Pennsylvania . . . Played a major role as the team compiled a 32-1 record and won three straight titles during his scholastic grid career . . . Quarterback of high school team was Chiefs teammate Matt Blundin . . . Lettered three times in baseball, earning all-league honors . . . Excelled in basketball, playing on school's 26-3 squad that won the '87 Central League crown . . . Handled the shot put on the track team . . . President of the National Honor Society . . . Graduated from Penn with an economics degree . . . Won a set of luggage on "The Price is Right" this offseason . . . Is a spokesman for the March of Dimes . . . Worked as a sports anchor at KMBC-TV, Kansas City's ABC affiliate, during the '94 season as well as this past offseason . . . Father, Mike, was a professional boxer . . . Brother, Tony, and uncle, Tony, boxed in the amateur ranks . . . Enjoys biking and reading . . . Full name: Joseph William Valerio . . . Married, wife Jennifer.

VALERIO'S NFL STATISTICS

Year	Team	Pass Receiving					
		G-S	No.	Yds.	Avg.	LG	TD
1992	Kansas City	16-3	0	0	0.0	0	0
1993	Kansas City	13-0	1	1	1.0	1	1
1994	Kansas City	16-1	2	5	2.5	4	2
Totals		45-4	3	6	2.0	4	3

Postseason Games Played/Games Started: 1992 (1/0), 1993 (3/0), 1994 (1/0) — 5/0.



JON VAUGHN • 21

Running Back/Kick Returner

Ht: 5-9 Wt: 225

How Acquired: Free Agent (1994)

College: Michigan

NFL Experience: 5 (2nd with Chiefs)

Birthdate: March 12, 1970

Birthplace: Florissant, Missouri

Residence: Duluth, Georgia

Pro Career: Talented running back and return specialist joined Chiefs as a free agent on November 30 of last year . . . Gifted athlete has great quickness and breakaway speed . . . Has played in 63 career games, including nine starts, with three different clubs: Kansas City (three games in '94), Seattle Seahawks (28 games/2 starts in '93-94) and New England Patriots (32 games/7 starts in '91-92) . . . Has seen limited action on offense the past two seasons, but has made a name for himself as one of the NFL's most dangerous kickoff returners . . . Has returned 103 career kickoffs for 2,390 yards, a lofty 23.2-yard average, and four touchdowns

... His four kickoff returns for touchdowns are the second-most among active NFL players (Detroit's Mel Gray has six) . . . Only 10 players in NFL history have four or more kickoffs returned for scores: Ollie Matson, Gale Sayers, Travis Williams and Gray have six; Bobby Mitchell, Abe Woodson and Timmy Brown have five; and Vaughn, Cecil Turner and Ron Brown have four . . . Has carried the ball 207 times for 846 yards and four touchdowns, and caught 22 passes for 170 yards and one score . . . Originally entered the NFL as a fifth-round pick (112th overall) of the Patriots in the '91 draft . . . On August 25 of '93, he was traded by the Patriots to the Seahawks for a sixth-round pick in '94 (Max Lane) . . . Was released by Seattle on November 28 of last year and signed by Kansas City two days later . . . In '94 he ranked third in the AFC with a kickoff return average of 25.1 yards, while in '92 he led the NFL with a 28.2-yard average. **At Kansas City (1994):** Signed by Kansas City on Nov. 30 after kicker returner Ron Dickerson was placed on injured reserve with a knee injury . . . In three regular season games with the Chiefs, he saw his only action as a kickoff returner . . . Had 15 kickoff returns for a team-high 25.7-yard average and one touchdown . . . His 91-yard kickoff return for a touchdown vs. Miami (12/12) was the first by a Chief since 12/27/87 (Paul Palmer, 92 yards vs. San Diego) . . . It was the sixth-longest in team history . . . Had four kickoff returns for a 16.8-yard average in the playoff game at Miami (12/31). **At Seattle (1993-94):** Played in 28 games (two starts) with the Seahawks in '93-94 . . . Had 63 carries for 249 yards (4.0 avg.) and one touchdown with one catch for five yards and a score . . . Also returned 34 kickoffs for a 21.3-yard average and a touchdown. **1994:** Appeared in 12 games with Seattle until being released on Nov. 28 . . . Rushed the ball 27 times for 96 yards and one touchdown, and caught one pass for a five-yard score . . . Made 18 kickoff returns at a 24.6-yard clip with one touchdown, a 93-yarder vs. San Diego (10/30). **1993:** Played in 16 games, starting the last two, after being acquired from New England on Aug. 25 in exchange for a sixth-round pick in '94 . . . Finished the year with 153 rushing yards on 36 carries and 16 kickoff returns for a 17.5-yard average . . . Made his first start for an injured Chris Warren (abdominal muscle) against Pittsburgh (12/26) and had career highs with 131 rushing yards and 26 carries . . . Also had a career-long 37-yard run in the game . . . Started the next week vs. Kansas City (1/2/94) but was hampered by a hyperextended knee. **At New England (1991-92):** Played in 32 games (seven starts) with New England, rushing for 597 yards and three scores in 144 tries . . . Also caught 21 passes for 165 yards . . . Returned 54 kickoffs for a 23.7-yard average. **1992:** Played in 16 games, starting five . . . Led the Patriots in rushing with 451 yards and one touchdown on 113 carries . . . Caught 13 passes for 84 yards . . . Recorded his first 100-yard game against N.Y. Jets (11/22), churning out 110 . . . Led the NFL with a 28.2-yard kickoff return average . . . Had a 100-yard runback for a score vs. Cincinnati (12/20). **1991:** Appeared in 16 games (two starts) . . . Ranked fifth in the AFC with a 21.1-yard average on 34 kickoff returns . . . Had a 99-yard return for a touchdown against the Cardinals (9/29) . . . Threw a 13-yard TD pass to Marv Cook against Houston (9/22) . . . Made 31 carries for 146 yards and a pair of scores as a fifth-round draft pick.

College/Personal: Two-year letterman at Michigan who entered the NFL draft with two years of eligibility remaining . . . Was a first team All-Big 10 pick as a sophomore after rushing for 1,364 yards and nine touchdowns on 216 carries . . . Finished second in the conference and 11th in the nation with an average of 112.4 rushing yards per game . . . Became the first player in school history to have back-to-back 200-yard rushing games, getting 201 vs. Notre Dame and 288 vs. UCLA in the first two games of the '90 season . . . The 288 yards was the second-highest total in team history . . . Redshirted in '88 and played as a reserve in '89 . . . Was a football and track standout at McCluer North High School in Florissant, Missouri . . . Was a member of the school's state championship 4x100-meter relay team . . . Captured the 100-meter title at the '86 Junior Olympics with a 10.2-second clocking . . . Owns his own company, Rush 24, Inc., which specializes in investments and business . . . Full name: Jonathan Stewart Vaughn . . . Married, wife Stephanie.

VAUGHN'S NFL STATISTICS

		Rushing					
Year	Team	G-S	No.	Yds.	Avg.	LG	TD
1991	New England	16-2	31	146	4.7	23	2
1992	New England	16-5	113	451	4.0	36	1
1993	Seattle	16-2	36	153	4.3	37	0
1994	Seattle	12-0	27	96	3.6	16	1
	Kansas City	3-0	0	0	0.0	0	0
Totals		63-9	207	846	4.1	37	4

		Pass Receiving					
Year	Team	No.	Yds.	Avg.	LG	TD	
1991	New England	8	81	10.1	32	0	
1992	New England	13	84	6.5	28	0	
1993	Seattle	0	0	0.0	0	0	
1994	Seattle	1	5	5.0	5	1	
	Kansas City	0	0	0.0	0	0	
Totals		22	170	7.7	32	1	

		Kickoff Returns					
Year	Team	No.	Yds.	Avg.	LG	TD	
1991	New England	34	717	21.1	99	1	
1992	New England	20	564	28.2	100	1	
1993	Seattle	16	280	17.5	31	0	
1994	Seattle	18	443	24.6	93	1	
	Kansas City	15	386	25.7	91	1	
Totals		103	2390	23.2	100	4	

Postseason: 4 kickoff returns for 67 yards (16.8 avg.) in 1 game in '94.



DANNY VILLA • 72

Guard Ht: 6-5 Wt: 308

How Acquired: Unrestricted Free Agent (1993)

College: Arizona State

NFL Experience: 9 (3rd with Chiefs)

Birthdate: Sept. 21, 1964

Birthplace: Nogales, Arizona

Residence: Walpole, Massachusetts

Pro Career: Nine-year veteran lends depth along the Chiefs offensive line . . . Joined Chiefs on April 19, 1993, as an unrestricted free agent from the Phoenix Cardinals . . . Versatile lineman can play every position on the offensive front, but has concentrated on guard and center with the Chiefs . . . Is an accomplished deep snapper, and has handled most of the clubs snap for field goals and PATs the past two seasons . . . Has played in 111 career games and made 77 starts . . . Has logged five seasons with the New England Patriots ('87-91), one with the Cardinals ('92) and two with the Chiefs ('93-94) . . . Originally entered the NFL as a fifth-round choice (113th overall) of the Patriots in the '87 draft. **1994:** Took part in 14 games as a backup offensive lineman and deep snapper for placements . . . Did not see any action against the L.A. Rams (9/25) when the team did not try a field goal or PAT, and was inactive vs. L.A. Raiders (11/6) with a back injury. **1993:** Played in 13 regular season games, making three starts, two at left guard and one at right guard . . . Was the Chiefs starter in the season opener at Tampa Bay (9/5) . . . When LG Dave Szott suffered an injury, he moved to left guard, where he started the next two games . . . Sustained a knee injury in Game 3 vs. Denver (9/20) and was inactive the following three contests . . . Served as a backup and deep snapper the remainder of the season . . . Saw the first postseason action of his career, playing in all three of Kansas City's playoff outings. **At Phoenix (1992):** Acquired by the Cardinals on Jan. 30 of '92 in a trade with the Patriots for a sixth-round pick in the '92 draft . . . Played in all 16 games, starting 12 (six at right tackle, five at center and one at left tackle) . . . Handled the Cardinals deep snapping duties and registered four tackles (three solos). **At New England (1987-91):** Was a starter in 62 of the 68 games he logged with the Patriots . . . Played every offensive line position for New England, who made him their fifth-round pick in

the '87 draft, 1991: Opened the season as a starter at right guard . . . Helped pave the way for running back Leonard Russell, who earned consensus offensive rookie-of-the-year honors . . . Started all 10 games he played in . . . Suffered a sprained ankle at Phoenix (9/29) and missed five games while on injured reserve (10/4-11/7) . . . Activated on Nov. 8, started the next five contests, then suffered a sprain to a different ankle and was placed on IR for the final two games of the year, 1990: Started all 16 games, the first eight at right tackle and the last eight at center, 1989: Starter for 15 games, missing one game (Atlanta, 10/15) with an arm injury . . . Opened 13 games at left tackle, one at right guard and one at left guard, 1988: Was his first full season as a starter . . . Opened 14 contests at left tackle, missing a pair of starts with a hip injury . . . Handled long snapping duties in all 16 games, 1987: Broke into the starting lineup at left tackle in the eighth game of the season . . . Played in 11 games overall, starting the final seven contests . . . Initial pro start came against Dallas (11/15) . . . Assumed long-snapping chores when Guy Morris suffered a hand injury.

College/Personal: Two-year starter at Arizona State when Sun Devils posted a composite 18-5-1 record . . . Anchored '86 offensive line as a senior when ASU won the Pac-10 championship and defeated Michigan in the '87 Rose Bowl . . . Winner of Morris Trophy, emblematic of the Pac-10's best offensive lineman following his senior season . . . Attended Nogales (Ariz.) High School where he lettered in football, basketball and track . . . Earned all-state honors in both football and basketball . . . Member of '82 Arizona state championship basketball team, averaging 20 points and 18 rebounds per game . . . Nogales is located on Arizona's border with Mexico . . . Full name: Daniel Villa . . . Married, wife JoAnne, two daughters, Christina (3) and Jordan (2).

Games Played/Games Started: 1987 NE (11/7), 1988 NE (16/14), 1989 NE (15/15), 1990 NE (16/16), 1991 NE (10/10), 1992 PHOE (16/12), 1993 KC (13/3), 1994 KC (14/0) — 111/77.

Postseason: 1993 KC (3/0), 1994 KC (1/0) — 4/0



ROB WALDROP • 98
Defensive Tackle Ht: 6-1 Wt: 269

How Acquired: Draft (No. 5b - 1994)

College: Arizona

NFL Experience: 2

Birthdate: December 1, 1971

Birthplace: Atlanta, Georgia

Residence: Scottsdale, Arizona

Pro Career: Talented, young defensive lineman should battle for more playing time in his sophomore NFL campaign . . . Outstanding athlete who possesses tremendous power . . . Was Kansas City's fifth-round pick (156th overall) in last year's NFL draft . . . Played in four games, was inactive nine times, and dressed but did not play on three occasions . . . Was credited with one tackle and one forced fumble, getting both against Houston (12/18).

College/Personal: Was a two-time first team All-America pick and winner of the '93 Outland Trophy (best interior lineman in nation) . . . Holder of Arizona's all-time record for tackles behind the line of scrimmage with 44 . . . Collected 161 tackles and 21½ sacks during his four seasons at Arizona . . . Recorded 53 tackles and eight sacks as a senior when he was a consensus All-America pick and Outland winner . . . As a junior, he was a first team All-America choice of AP, UPI and the Football Writers Association as well as one of three finalists for the Outland; registered 55 stops and 10 sacks that season . . . Became second Outland Trophy winner in as many years to join the Chiefs via the draft (Will Shields) . . . Was all-state and all-league at Horizon High School in Scottsdale, Arizona . . . Lettered twice in football and three times in wrestling . . . Ranked fourth in state heavyweight division as a sophomore, second as a junior and third as a senior . . . Returned to Arizona this past offseason to finish work on his political science degree . . . Full name: Robert F. Waldrop . . . Single.



DERRICK WALKER • 82
Tight End Ht: 6-0 Wt: 249

How Acquired: Free Agent (1994)
College: Michigan
NFL Experience: 6 (2nd with Chiefs)
Birthdate: June 23, 1967
Birthplace: Glenwood, Illinois
Residence: Matteson, Illinois

Pro Career: Was one of Kansas City's most valuable offensive players in '94 despite joining the club less than a week before the start of the regular season . . . Veteran tight end is very intelligent, has excellent hands and is a superb blocker . . . Talented athlete always seems to come up with the clutch reception . . . Joined Chiefs as a free agent on August 29 of last year after spending four productive seasons with the San Diego Chargers . . . Spent most of his four years in San Diego as an H-back, giving him the ability to line up tight, wide or in the backfield . . . Was waived by the Chargers following the '93 season because of a knee injury . . . Has appeared in 75 career games, including 67 starts, and has made 134 catches for 1,361 yards (10.2 avg.) and six touchdowns . . . Was a sixth-round pick (163rd overall) of the Chargers in the '90 NFL draft. **1994:** Signed by Kansas City as a free agent on Aug. 29, six days before the season opener . . . Had been waived by San Diego on March 5 . . . He spent the offseason rehabilitating a knee injury . . . Was inactive for the opener, then played in the final 15 games . . . An injury to tight end Keith Cash pressed him into extensive duty, and he wound up starting 11 contests . . . Finished the season with a career-high 36 catches, the sixth-most on the club . . . Those grabs were good for 382 yards, the fifth-most on the squad, and two touchdowns . . . His 36 catches were the fourth-most by a tight end in Chiefs history and the most for a K.C. TE since '78 (Walter White, 42) . . . His 382 yards were the eighth-most by a TE in team history and the most since '77 (White, 674) . . . Was named to the *USA Today* "All-Joe" team which annually recognizes the NFL's best "blue-collar" players . . . Had four games with at least four catches, including a career-high eight (for 98 yards) at Denver (10/17) . . . The eight receptions were the most by a tight end in franchise history and the 98 yards were the most since 11/15/87 (Jonathan Hayes, 105) . . . Caught four passes for 90 yards, including a 57-yard touchdown (the only TD in the game), in a 13-3 win over the Raiders (11/6) . . . Other regular season score (10 yards) came against the Oilers (12/18) . . . Hauled in three passes for 27 yards, including a one-yard touchdown, in the playoff setback at Miami (12/31). **At San Diego (1990-93):** Originally a sixth-round pick of the Chargers in '90, he played in 60 games (56 starts) with the club . . . During his four-year stay, playing H-back as well as tight end, he caught 98 passes for 979 yards and four touchdowns. **1993:** Played in 12 contests, starting 11 games at H-back . . . Was fifth on the club with 21 receptions, good for 212 yards and one score . . . Caught lone TD pass of the year vs. Denver (9/12), a 25-yarder that was his longest catch of the season . . . Was placed on injured reserve on Dec. 15 with a knee injury and missed the final four outings of the season. **1992:** Enjoyed an outstanding season, catching 34 passes for a career-most 393 yards and two touchdowns . . . His 34 receptions tied with Nate Lewis for third on the team, while his 393 yards ranked fourth . . . Had only 100-yard receiving day of his career in a 24-21 win over the Broncos (10/25), catching four balls for 104 yards and one score (27 yards) . . . In the game he also had a career-long 59-yard snag . . . Led team with 60 receiving yards on three catches in playoff win over Kansas City (1/2/93) . . . Made three grabs for 33 yards in AFC Divisional Playoff loss to Miami (1/10/93) . . . Started all 16 regular season games and both playoff contests. **1991:** Opened all 16 games, hauling in 20 passes for 134 yards . . . Used primarily as a blocker, he was an integral part of a San Diego running game that averaged 140.5 yards per game to rank second in the league. **1990:** One of the season's biggest surprises, he finished fourth on the team in receptions (23) and receiving yards (240) . . . Started 13 of 16 games as a rookie . . . First

NFL touchdown came against Kansas City (11/18), a two-yarder from Billy Joe Tolliver . . . Was the Chargers fourth choice in the sixth round of the draft.

College/Personal: Was a consensus All-Big 10 pick and an honorable mention All-America choice of *The Sporting News* as both a junior and a senior at Michigan . . . Was a co-captain as a senior, when he made 12 catches for 110 yards, being used primarily as a blocker for the Wolverines powerful running game (208.3 rushing yards per game) . . . Made 12 grabs for 206 yards as a junior . . . Made just 30 catches during college career . . . Was an all-state and all-conference linebacker for Bloom Township High School in Chicago Heights, Illinois . . . Named conference MVP as a senior . . . Graduated from Michigan with a communications degree . . . Full name: Derrick Norval Walker . . . Single.

WALKER'S NFL STATISTICS

Pass Receiving

Year	Team	G-S	No.	Yds.	Avg.	LG	TD
1990	San Diego	16-13	23	240	10.4	23	1
1991	San Diego	16-16	20	134	6.7	14	0
1992	San Diego	16-16	34	393	11.6	59	2
1993	San Diego	12-11	21	212	10.1	25	1
1994	Kansas City	15-11	36	382	10.6	57	2
Totals		75-67	134	1361	10.2	59	6

POSTSEASON

Year	Team	G-S	No.	Yds.	Avg.	LG	TD
1992	San Diego	2-2	6	93	15.5	33	0
1994	Kansas City	1-1	3	27	9.0	15	1
Totals		3-3	9	120	13.3	33	1

Single Game Career Highs

Pass Receptions: 8 vs. Denver, 10/17/94
 Receiving Yards: 104 vs. Denver, 10/25/92
 Long Reception: 59 vs. Denver, 10/25/92
 Touchdowns: 1, six times

DAVID WARE • 62

Tackle Ht: 6-5 Wt: 290



How Acquired: Free Agent (1995)

College: Virginia

NFL Experience: 3

Birthdate: February 21, 1970

Birthplace: Norfolk, Virginia

Residence: Mitchellville, Maryland

Pro Career: Exciting young lineman who possesses the physical and mental ability to excel at his position . . . Could get the added seasoning and tutoring he needs under Chiefs offensive line coach, Art Shell . . . Has experience at both tackle as well as guard . . . Further solidifies a Kansas City O-line that allowed a team-low of just 19 sacks last season . . . Inked with the Chiefs as a free agent in February of '95 . . . Originally entered the league as a fourth-round pick (88th overall) of the New York Jets in the '93 draft . . . Made the Jets 53-man roster in '93, but was inactive for all 16 of the club's games . . . Returned to the Jets in '94, but waived (8/30) just prior to the start of the regular season . . . Was picked up by Miami (10/26) . . . Dressed for three contests with the Dolphins, but was listed as inactive for all three games . . . Was placed on waivers by Miami (11/17) before joining the Chiefs this year.

College/Personal: Developed into a starting offensive tackle for the University of Virginia after plying his trade as a tight end, defensive end, and defensive tackle during his first two seasons in Charlottesville . . . Started every contest as a senior, opening holes for a UVA rushing attack which ranked 10th in the nation with a 235.4-yards per game average . . . In addition, the Cavalier offensive line did not relinquish a single sack that season . . . As a junior, he was part of a Virginia offensive line that protected current Chiefs QB, Matt Blundin . . . Already an active member

of the Kansas City community, Ware is working with area Boy's and Girl's Clubs . . . Previously served as the keynote speaker at the New Jersey High School Sports Ethics Conference at Drew University . . . Played both tight end and defensive end at Fleming High School in Roanoke, Va, but did not join the gridiron squad until his junior season . . . Also lettered in basketball and track . . . Once held former North Carolina standout George Lynch to four points in a prep hoops contest . . . Graduated from Syracuse with a degree in drama . . . Full name: David Lee Ware . . . Single.



BRIAN WASHINGTON • 48
Safety Ht: 6-1 Wt: 210

How Acquired: Unrestricted Free Agent (1995)
College: Nebraska
NFL Experience: 7 (1st with Chiefs)
Birthdate: September 10, 1965
Birthplace: Richmond, Virginia
Residence: Lincoln, Nebraska

Pro Career: Hard-hitting strong safety joined the Chiefs as an unrestricted free agent from the New York Jets on March 31 of this year . . . Was the Jets starting strong safety the past five seasons . . . A durable performer, he has missed just three games during his six previous NFL campaigns . . . Began his pro career as a 10th-round pick (272nd overall) of the Cleveland Browns in '88, when Marty Schottenheimer was the team's head coach . . . Was one of the Jets defensive leaders, earning team MVP accolades in '92 and tying for runner-up honors in '93 . . . Led New York in interceptions in '92 and '93, getting six each season . . . In 93 career games (90 starts), he has amassed 555 tackles, 21 interceptions, including three returned for scores, eight forced fumbles, seven fumble recoveries and 4½ sacks. **At N.Y. Jets (1990-94):** Played in 77 games with the Jets with 76 starts after joining the club in '90 . . . Posted 486 tackles (318 solo) and 18 INTs in a New York uniform . . . His 18 interceptions as a Jet rank him 10th in team history . . . Joined the Jets in '89 on waivers from Cleveland. **1994:** Finished fifth on the team with 93 tackles, while also contributing two interceptions, three fumble recoveries and a forced fumble . . . Was named AFC Defensive Player of the Week (7) for his 13-tackle, one interception effort in a win over New England (10/16) . . . Made six tackles, an interception and a fumble recovery vs. Miami (11/27) . . . Started 15 contests and was inactive for Game 15 vs. San Diego (12/18). **1993:** Opened all 16 games for the third time in his career and led the Jets in interceptions for the second straight season with six . . . Was named first team All-NFL by *Football Digest* and was named to the *USA Today* All-Joe (under-rated) team for the second straight year . . . Had a hand in nine of the Jets 37 takeaways . . . Finished fourth on the team in tackles (94), tied for second in forced fumbles (three) and led the team in passes defended (11) . . . Made a 62-yard interception return for a touchdown vs. L.A. Raiders (10/10). **1992:** Was voted the club's MVP by his teammates and was also named All-NFL by *Sports Illustrated* . . . Finished among the team leaders in every defensive category with a career-high 108 tackles (third), a team-and career-high six interceptions (tied for fifth in the AFC), three forced fumbles (first), two fumble recoveries (second) and 14 passes defended (second) . . . Named AFC Defensive Player of the Week in a win over Buffalo (12/6) with seven tackles and two interceptions, one he returned 23 yards for a touchdown and a 24-17 Jet lead with 1:41 remaining and the other which sealed the victory . . . Collected seven stops, two interceptions and a forced fumble against the Broncos (11/8). **1991:** Started all 16 games at strong safety and occasionally played linebacker in the dime package . . . Finished second on the team with 107 tackles and helped the Jets lead the AFC in rushing defense (90.1 yards/game) . . . Also had one interception, one forced fumble, one fumble recovery and two sacks. **1990:** Played in 14 games, starting 13 at strong safety . . . Finished fourth on the squad with 84 tackles in addition to three interceptions, five passes defended and a

sack . . . His three interceptions tied for second on the team. **1989:** Placed on "reserve/left squad" list after deciding to take a leave from football for personal reasons upon his arrival in New York . . . Was claimed by the Jets on waivers from Cleveland during the season's second week (9/12) . . . Was on injured reserve with the Browns the first week of the season with a broken nose and wrist before being waived. **At Cleveland (1988):** Started 14 of 16 games at strong safety for the Browns as a rookie despite being a 10th-round pick . . . Finished sixth on the team with 69 tackles, while also adding three interceptions and nine passes defended . . . Also made seven tackles on special teams . . . Returned his first career interception 75 yards for a touchdown against Pittsburgh (10/2) . . . The interception return was the second-longest in the NFL in '88 and the longest ever by a Cleveland rookie.

College/Personal: Was a rare four-year letter winner at Nebraska, finishing his college career with 94 tackles, five interceptions and 12 passes defended . . . Was a second team All-Big Eight pick as a sophomore, when he had career highs in tackles (37) and interceptions (three) . . . Played on the same Nebraska defense as Chiefs defensive end Neil Smith, coming into the NFL the same year ('88) . . . Attended Highlands High School in his hometown of Richmond, Virginia, where he earned *Parade* and *Street and Smith* prep All-America honors . . . Was an all-state basketball player, while also participating in track, tennis and boxing . . . Full name: Brian Wayne Washington . . . Married, wife Deborah, with one daughter, Rachael (3).

WASHINGTON'S NFL STATISTICS

Year Team	G-S	Interceptions			Tackles			Fum.	For.	
		No.	Yds.	LG	Tot.	Asst.	Rec.	Fum.		
1988 Cleveland	16-14	3	104	75	1	46	23	69	0	0
1990 N.Y. Jets	14-13	3	22	13	0	46	38	84	0	0
1991 N.Y. Jets	16-16	1	0	0	0	72	35	107	1	1
1992 N.Y. Jets	16-16	6	59	23	1	72	36	108	2	3
1993 N.Y. Jets	16-16	6	128	62	1	58	36	94	1	3
1994 N.Y. Jets	15-15	2	-3	0	0	70	23	93	3	1
Totals	93-90	21	310	75	3	364	191	555	7	8

Additional Stats: Sacks (4.5): 0.5 in '88, 1 in '90, 2 in '91, and 1 in '92.

Playoffs: 5 tackles in 1 start in '88 and 5 tackles in 1 start in '91.



TIM WATSON • 26

Safety Ht: 6-2 Wt: 221

How Acquired: Free Agent (1994)

College: Howard

NFL Experience: 3

Birthdate: August 13, 1970

Birthplace: Fort Valley, Georgia

Residence: Raytown, Missouri

Pro Career: Punishing safety begins his third season as a Chief . . . Very aggressive player has good range and makes sure tackles . . . Was ready for an expanded role in '94 when he suffered a season-ending knee injury in the season opener . . . Originally came to Kansas City as a practice player on September 29 of '93 . . . Entered the NFL as a sixth round selection (156th overall) of the Green Bay Packers in '92. **1994:** Began the season as a backup to William White at free safety . . . Sprained his knee in the season opener at New Orleans (9/4) and spent the remainder of the season on injured reserve . . . Made one tackle on special teams. **1993:** Was Green Bay's third selection in the sixth round of the draft, and was released prior to the start of the regular season . . . Was signed by the Chiefs as a practice player on Sept. 29 . . . Was activated on Nov. 17 and played in four regular season games plus two playoff affairs . . . Missed three games with a sprained ankle . . . Served as a backup at strong safety at the end of the season, but saw most of his playing time on special teams, where he made five tackles . . . Made one special teams stop during the playoffs.

College/Personal: Was a four-year letter winner and three-year starter at Howard University . . . As a senior, he was a first team All-Mid Eastern Athletic Conference pick after leading the team in tackles with 107 . . . Also had four interceptions and two sacks . . . Started at cornerback as a sophomore, recording 13 tackles and one interception . . . Was a scholastic star at Peach County High School in Fort Valley, Ga., where he won 11 letters — four in football, four in track and three in basketball . . . Played free safety and wide receiver . . . Earned a B.S. degree in business management and fashion merchandising from Howard . . . Was a nominee for the GTE all-academic team and was a Dean's List student . . . His father, James, played semi-pro football for the Warner Robins Flyers and Macon Chiefs until the age of 40 . . . Was a high school teammate of Philadelphia Eagles offensive lineman Antone Davis . . . Served as a neighborhood Big Brother in northwest Washington, D.C. . . . Would like to open a clothing store and salon someday . . . Enjoys playing basketball, drawing and designing clothes . . . Full name: Timothy Watson, Jr. . . . Single.



WILLIAM WHITE • 35
Safety Ht: 5-10 Wt: 205

How Acquired: Trade (Detroit - 1994)
College: Ohio State
NFL Experience: 8 (2nd with Chiefs)
Birthdate: February 19, 1966
Birthplace: Lima, Ohio
Residence: Westerville, Ohio

Pro Career: Talented defender enters his second season with the Chiefs as the incumbent starter at free safety . . . Combines intelligence with sure tackling ability . . . Came to Kansas City in a trade with the Detroit Lions in July of '94 . . . Has played in 110 career games (94 starts) with 377 tackles, 15 interceptions, 2½ sacks, two touchdowns, 34 passes defended and one fumble recovery . . . In five playoff games (all starts), he has made 27 tackles . . . Has recorded at least 75 tackles in each of the past six seasons, averaging 88.5 per year over that span . . . Began pro career as a strong safety but has played free safety the past five seasons . . . Hard-nose player has missed just two out of a possible 112 games . . . Entered the NFL as a fourth-round (85th overall) selection of the Lions in the '88 draft. **1994:** Joined the Chiefs on July 13 in a trade with the Lions, and immediately became the club's starting free safety, opening 15 games there . . . Was the team's second-leading tackler with 97, his most since '90 when he had a career-high 106 . . . Intercepted two passes and was credited with five passes defended . . . Got his picks against the 49ers (9/11) and the Raiders (11/6) . . . Made a season-high 12 tackles at Seattle (11/27) . . . Missed the Rams game (9/25) with an ankle injury . . . Made a team-high eight stops in the playoff loss at Miami (12/31). **At Detroit (1988-93):** In six seasons with Detroit, White played in 95 games (79 starts) and collected 450 tackles (331 solos), 13 INTs, four forced fumbles, one fumble recovery, 2½ sacks, two TDs, and 29 passes defended. **1993:** Started all 16 games at strong safety and finished second on the team with 84 tackles . . . Also contributed one interception, one forced fumble, 1½ sacks and six passes defended . . . Had a sack and forced fumble vs. New Orleans (9/19) . . . Had five tackles and an interception vs. Seattle (10/17) . . . Led team with eight tackles in the playoff loss to Green Bay (1/8/94). **1992:** Tied for team lead with four interceptions . . . Started all 16 games despite being hampered most of the season by an ankle injury suffered in the season's first game . . . Finished fourth on the team with 76 tackles . . . Got interceptions against Washington (9/20), Cincinnati (11/22), Cleveland (12/13) and Chicago (12/20). **1991:** Was third on the team with 87 tackles . . . Started all 16 regular season games and both playoff contests at strong safety . . . Picked off two passes, getting one at Indianapolis (9/22) and the other at Minnesota (11/24) . . . Returned a block field goal 55 yards for a score and added seven stops in a win over Dallas (10/27) . . . Posted seven tackles in the NFC Divisional Playoff Game vs. Dallas

(1/15/92) and four in the NFC Championship Game against Washington (1/12/92). 1990: Started every game at strong safety, placing secondary with a career-high 106 tackles . . . Led team with a career-most five interceptions, including one returned for a touchdown . . . Had five tackles and an interception vs. Tampa Bay (9/9) . . . Also had an interception vs. New Orleans (10/28) . . . Turned in a career-high 14 tackles and returned an interception 34 yards for a touchdown against the Redskins (11/4) . . . Picked off a pair of passes at Seattle (12/30). 1989: Emerged from a heated preseason battle as the starting free safety . . . Was the team's fourth-leading tackler with 81, while also adding two forced fumbles, one interception and one sack . . . In the season opener, he picked off Gary Hogeboom of the Cardinals (9/10) for his first career interception . . . Sustained a broken thumb in the first quarter vs. Chicago (9/24), but remained in the game until the fourth frame . . . Did not play vs. Pittsburgh (10/1), but returned the following week . . . Scored his first NFL touchdown on a 20-yard fumble return at Houston (11/5) . . . Got a sack and forced fumble vs. Green Bay (11/2). 1988: A fourth-round pick of the Lions, he played in all 16 games, primarily on special teams . . . Registered 16 tackles and a fumble recovery.

College/Personal: Registered 178 career tackles at Ohio State . . . Also intercepted 16 passes, returning two for touchdowns, as a Buckeye . . . Was a first team All-Big 10 choice as a senior . . . Graduated from Ohio State with a degree in metallurgical engineering . . . Was a prep running back and defensive back at Lima (Ohio) Senior High School . . . Ran for 1,444 yards and 12 touchdowns as a senior . . . Joined college teammate Cris Carter (Vikings) in establishing Carter/White Charities in '91 to benefit the Youth of Columbus (Ohio) area . . . He and Carter are chairmen of a golf tournament during the off-season to raise funds for the charity and then host a free football camp for approximately 1,500 Columbus youth . . . Is an active speaker before youth and Christian groups . . . Active with Pro Challenge which brings anti-substance abuse assembly to schools . . . Is active with Congresswoman Maxine Waters of California and other NFL players in Community Rebuild, Inc., a project established to help restore Los Angeles . . . Was selected the Lions '92 Edge Man of the Year for his community involvement . . . Full name: William Eugene White . . . Single.

WHITE'S NFL STATISTICS

Year	Team	G-S	Interceptions				Tackles		Tot.	Fum. Rec.
			No.	Yds.	LG	TD	Solos	Asst.		
1988	Detroit	16-0	0	0	0	0	15	1	16	1
1989	Detroit	15-15	1	0	0	0	64	17	81	0
1990	Detroit	16-16	5	120	48	1	78	28	106	0
1991	Detroit	16-16	2	35	28	0	64	23	87	0
1992	Detroit	16-16	4	54	28	0	57	19	76	0
1993	Detroit	16-16	1	5	5	0	53	31	84	0
1994	Kansas City	15-15	2	0	0	0	46	51	97	1
Totals		110-94	15	214	48	1	377	170	547	1

Additional Stats: Returned a fumble 20 yards for a touchdown in '89 and returned a blocked field goal 55 yards for a touchdown in '91.

Playoffs: Had 19 tackles in 4 games (all starts) with Detroit and 8 tackles in 1 start with Kansas City.

CHART TOPPERS, 1990-94

MOST TAKEAWAYS

1. Chiefs	193
2. Eagles	185
3. Steelers	184
4. Bills	182
5. Jets	180

**RONNIE WOOLFORK • 55****Linebacker Ht: 6-3 Wt: 254****How Acquired:** Free Agent (1994)**College:** Colorado**NFL Experience:** 1**Birthdate:** December 21, 1970**Birthplace:** Detroit, Michigan**Residence:** Kansas City, Missouri

Pro Career: Talented linebacker with the full package of physical skills to play the position in the NFL . . . Joined the Chiefs as a practice squad player on 9/28/94 and remained there until late in the season . . . Was elevated to Kansas City's 53-man roster (12/20/94) for the team's final regular season game and opening round playoff contest, but did not see any game action . . . Entered the league as a fourth-round draft selection (112th overall) of the Dolphins in '94 . . . Missed most of Miami's training camp which hampered his chances of making the roster . . . Did not sign with club until (8/10) and was subsequently released (8/22).

College/Personal: A four-year letterwinner and three-year starter at Colorado . . . Tallied 190 total tackles and 33 sacks during his career with the Buffaloes . . . Was a first team All-Big Eight and honorable mention All-America pick by *Football News* as a senior . . . Recorded 48 tackles (33 solo), 6½ sacks, and four passes defended in '93 . . . Tallied nine tackles and two sacks at the expense of Missouri . . . Also came up with seven stops and a sack against Iowa State . . . Earned first team All-Big Eight and honorable mention All-America honors from *Football News* as a junior . . . Totalled 60 tackles (48 solo), 13 ½ sacks, and three forced fumbles . . . Enjoyed a 12-tackle, 4 ½-sack outing against Iowa . . . Also had eight tackles and a pair of sacks vs. Iowa State . . . Added two sacks in the club's Fiesta Bowl outing against Syracuse . . . Was a second-team All-Big Eight pick as a sophomore when he collected 78 tackles (49 solo) and 13 sacks . . . Had two-sacks apiece in contests vs. Oklahoma, Kansas State, and Oklahoma State . . . Had 12 tackles, two sacks, and blocked a punt in the Blockbuster Bowl vs. Alabama . . . Came to Colorado as a quarterback prospect . . . Was moved to tight end before settling in as an OLB as a redshirt freshman . . . Amassed over 5,000 yards of total offense as a prep QB at Henry Ford High School in Detroit, Mich. . . . Earned All-State and All-City honors on both offense and defense in his final season . . . Passed for 1,070 yards and 15 TDs as a senior, running for 462 yards and eight scores, as well . . . Lettered in basketball and track in addition to football . . . Holds a criminal justice degree from Colorado . . . Full name: Ronald Woolfork . . . Single.

CHIEFS 1995 DRAFT**TREZELLE JENKINS****Tackle Ht: 6-7 Wt: 323****Round:** 1 (31st overall)**College:** Michigan**Birthdate:** March 13, 1973**Birthplace:** Chicago, Illinois**Residence:** Chicago, Illinois

College Career: An imposing presence at 6-7, 322 lbs., who is surprisingly agile for his size . . . Another in a long line of Michigan offensive linemen to be tabbed in the first round of the NFL Draft . . . His tremendous strength, enormous wingspan, and desire to learn make him the perfect prototype to eventually inherit the Chiefs throne at left tackle . . . Played both tackle slots during his college career, but will likely become John Alt's understudy on the left side of the line . . . Opened holes for Michigan

RB Tyrone Wheatley, who was also selected in round one of the '95 draft (Giants) . . . Wheatley piled up 3,584 rushing yards in the three seasons Jenkins lined up in front of him . . . Had one year of eligibility remaining at Michigan after redshirting his freshman campaign in 1991, but comes to Kansas City with his college diploma in hand. **1994:** Manned the left tackle slot for the Wolverines, as Michigan totalled an average of 422.5 yards of total offense per game . . . Behind Jenkins and the rest of the UM offensive line, the Wolverines also rolled up an average of 207.4 yards per game on the ground . . . Was part of an offensive line that relinquished a mere 19 sacks all year . . . Started all 11 regular season contests as well as Michigan's Holiday Bowl appearance . . . Posted a punishing total of 62 knockdown blocks . . . Received the club's "Offensive Champion" award in a 29-14 win over Iowa . . . Selected to play in the Hula Bowl all-star contest at the conclusion of the season. **1993:** Started a total of seven games for the Wolverines . . . Opened games vs. Purdue and Washington State at left tackle . . . Was Michigan's starter at the right tackle spot vs. Houston, Iowa, Wisconsin, North Carolina State, and Illinois . . . Did not start, but also saw action against Ohio State, Minnesota, and Notre Dame . . . Helped the club pile up 4,390 yards of total offense (399.1 yards per game), including 1,995 yards on the ground (181.4 yards per game) . . . Helped pace Wheatley to 1,036 rushing yards which ranked third in the Big 10 with an 111.7 yards per game average. **1992:** Started the final nine games of the year at the left tackle slot . . . Saw his first collegiate action in the second week of the season vs. Oklahoma State . . . Earned his initial start in a 52-28 romp over Iowa . . . Was part of a Michigan O-line that featured future NFL players Steve Everitt (Browns), Doug Skene (Patriots), Joe Cocozzo (Chargers), as well as tight end Tony McGee (Bengals) . . . That line helped bolster a Wolverine offense which racked up 466.9 yards of total offense per game. **1991:** Was redshirted as a freshman.

High School: Earned All-America honors from *Parade* as a prep stand-out at Chicago's Morgan Park High School . . . Was a three-year starter at Morgan Park, and received all-city accolades in '89 and '90 . . . Led his squad to the city semi-finals in '88 . . . Yet another Chicagoland native to join the Chiefs offensive line . . . Center Tim Grunhard attended St. Laurence High School in Burbank, Ill., and Guard/Tackle Lindsay Knapp prepped at Deerfield High School, while TE Derrick Walker went to Bloom High School in Chicago Heights, Ill.

Personal: Graduated from Michigan in April of '95 with a degree in political science . . . Full name: Trezelle Samuel Jenkins . . . Single.



TAMARICK VANOVER
Wide Receiver Ht: 5-11 Wt: 213

Round: 3a (81st overall)
College: Florida State
Birthdate: February 25, 1970
Birthplace: Tallahassee, Florida
Residence: Tallahassee, Florida

Pro Career: An impressive physical specimen with tremendous open-field speed . . . A threat as a receiver, but perhaps an even more deadly weapon as a return artist with the ability to run by, or simply run over potential tacklers . . . Honed his skills in '94 with the now-defunct Las Vegas Posse of the Canadian Football League . . . Canadian rights were acquired by the Winnipeg Blue Bombers in a special CFL dispersal draft before being drafted by the Chiefs in the third round (81st overall) of the '95 draft . . . Grabbed 23 passes for 385 yards (16.7 avg.) and three TDs for the Posse in '94 . . . Ranked fourth in the league in kickoff returns with 31 runbacks for 718 yards, including a 90-yard TD scamper . . . Also ranked sixth in the CFL in punt return average with 36 returns for 341 yards (9.5 avg.) . . . Dashed for a 105-yard TD on a punt return vs. the Saskatchewan Roughriders (10/24/94).

College Career: Yet another in a long line of outstanding athletes to be groomed by coach Bobby Bowden at Florida State . . . Despite playing

just two years for the Seminoles, Vanover firmly etched himself in the FSU record books as an all-around offensive threat . . . Finished his brief career in Tallahassee with an impressive 87 receptions for 1,123 yards and seven scores in just 21 regular season contests . . . Earned national attention for his return prowess, bringing back 13 kickoffs for 523 yards and two scores for a whopping 40.2-yard average. **1993:** Tied for second on the FSU squad with 45 receptions . . . Tallied 542 yards on those 45 catches (12.0 avg.) with three scores . . . Returned five KO's for 110 yards (22.0 avg.) . . . Carried the ball on nine occasions, scored two TDs and garnered 38 yards . . . Had six receptions for 129 yards, including a career-long 86-yard TD pass from '93 Heisman Trophy winner Charlie Ward in a 41-10 trouncing of Virginia . . . Ran for an eight-yard score and hauled in five passes for 55 yards in a 54-0 blanking of Wake Forest . . . Grabbed six passes for 48 yards and returned one kickoff for 32 yards in an 18-16 Orange Bowl triumph over Nebraska which sealed the Seminoles national championship bid. **1992:** Capped a spectacular rookie season by being named the Atlantic Coast Conference Rookie of the Year . . . Became the first true freshman in FSU history to earn first team All-America accolades, getting that recognition from both *The Sporting News* and *College and Pro Football Newsweekly* . . . Was named the ACC Rookie of the Week an unprecedented four times . . . The Seminoles top receiver with 42 catches for 581 yards (13.8 avg.) and four TDs . . . Set an NCAA record by scoring on his first two collegiate kickoff returns . . . Had a 96-yard TD return vs. Wake Forest and hauled the opening kickoff 94 yards for a score against Miami . . . Averaged an incredible 51.6 yards per return for a total of 413 yards on just eight returns . . . Also carried the ball nine times for 43 yards and nine TDs . . . Piled up 181 return yards vs. Florida, including returns of 80 and 76 yards.

High School: Named to the high school All-America squads of both *USA Today* and *Parade* at Leon High School in Tallahassee . . . Accumulated 3,946 all-purpose yards and 45 TDs during his storied prep career . . . Had 1,301 rushing yards as a senior on 204 carries (6.4 avg.) and accounted for 13 scores . . . Also added eight career INTs as a defensive back, two of which he took to the end zone.

Personal: Was a general studies major at Florida State . . . Full name: Tamarick Vanover . . . Single.

VANOVER'S PRO STATISTICS

Pass Receiving

Year	Team	G	No.	Yds.	Avg.	LG	TD
1994	Las Vegas (CFL)	15	23	385	16.7	33	3
Totals		15	23	385	16.7	33	3

Kickoff Returns

Year	Team	No.	Yds.	Avg.	LG	TD
1994	Las Vegas (CFL)	31	718	23.1	90	1
Totals		31	718	23.1	90	1

Punt Returns

Year	Team	No.	Yds.	Avg.	LG	TD
1994	Las Vegas (CFL)	36	341	9.5	105	1
Totals		36	341	9.5	105	1

Additional stats: Had 1 rushing attempt for 6 yards.

VANOVER'S COLLEGE STATISTICS

Pass Receiving

Year	Team	No.	Yds.	Avg.	LG	TD
1992	Florida State	42	581	13.8	25	4
1993	Florida State	45	542	13.3	86	3
Totals		87	1123	12.9	86	7

Kickoff Returns

Year	Team	No.	Yds.	Avg.	LG	TD
1992	Florida State	8	413	51.6	96	2
1993	Florida State	5	110	22.0	26	0
Totals		13	523	40.2	96	2

Additional stats: Had 18 rushes for 81 yards (4.5 avg.) with three TDs.



TROY DUMAS

Linebacker Ht: 6-3 Wt: 233

Round: 3b (97th overall)

College: Nebraska

Birthdate: September 30, 1972

Birthplace: Riverside, California

Residence: Cheyenne, Wyoming

College Career: Possesses an impressive combination of speed and strength . . . A versatile defender who is tough enough to stuff the run, yet quick enough to drop into coverage on almost any receiver . . . Boasts uncanny on-field instincts as well as tremendous peripheral vision . . . Began his career with the 'Huskers as a strong safety and concluded it as the club's starting strongside inside linebacker . . . Made four straight Orange Bowl appearances for Nebraska. **1994:** Held down Nebraska's "Sam" linebacker spot for coach Tom Osbourne during the Cornhusker's undefeated National Championship season . . . Started 11 games (missed the Oklahoma State contest with a knee sprain) and tallied 69 tackles (38 solo) to rank third on the club . . . Was a first All-Big Eight selection by AP . . . One of just two seniors (Abdul Muhammad) to letter all four years without the benefit of a redshirt season . . . Had a five-yard sack in Nebraska's 24-17 win over Miami in the Orange Bowl which clinched the national title . . . Tallied double-digit tackles on three occasions: UCLA (10), Colorado (11), and tied a career-high against Oklahoma (12) . . . Turned in several momentum-shifting plays in Nebraska's narrow 14-6 victory over Kansas State; Blocked an extra point in the first half and also broke Chad May's Big Eight record of 186 pass attempts without an INT, as he picked off the K-State QB and strutted 54 yards to kill a go-ahead scoring opportunity for the Wildcats just before halftime . . . Also accounted for a sack against Iowa State. **1993:** Although hampered by ankle injury which forced him to miss the Colorado and Kansas State contests, he still played in nine games with five starts . . . Opened one outing at LB and four at strong safety . . . Final season tally read 20 tackles (six solo) and four pass break-ups . . . Had a season-high six tackles apiece vs. UCLA and Oklahoma . . . Tallied one tackle in the '94 Orange Bowl vs. Florida State . . . Underwent arthroscopic surgery on his left shoulder prior to spring drills. **1992:** Played in all 11 games at free safety, as well as the club's '93 Orange Bowl appearance . . . Earned starts vs. Arizona State and Oklahoma State . . . Recorded 31 tackles (17 solo) and one pass break-up . . . In a starting role over ASU, he delivered 12 tackles (five solo) in a 45-24 win. **1991:** Saw action in 10 contests, in addition to the 'Huskers '92 Orange Bowl appearance . . . Posted 11 tackles (five solo) on the year . . . Was one of just three true freshman (Abdul Muhammad and Doug Colman) to take the field for the club . . . Registered a season-best three tackles in a 49-15 triumph over Oklahoma State.

High School: An All-State selection at Cheyenne, Wyoming's East High School . . . Led the state in punt returns with a 32.8-yard average including four scores.

Personal: Majored in human development and the family at Nebraska . . . Served as a keynote speaker for National American Education Week in 1993 . . . Full name: Troy Dumas . . . Single

CHART TOPPERS, 1990-94

MOST SACKS

1. Saints	236
2. Eagles	233
3. Chiefs	223
4. Raiders	219
5. Oilers	216



STEVE STENSTROM
Quarterback Ht: 6-2 Wt: 200

Round: 4 (134th overall)
College: Stanford
Birthdate: December 23, 1971
Birthplace: El Tora, California
Residence: Palo Alto, California

College Career: An extremely accurate triggerman with an astute knowledge of the game of football . . . A precision passer who can pick apart a defense with his pinpoint accuracy and his ability to read coverages . . . A logical fit in offensive coordinator Paul Hackett's scheme after playing in a similar system under Bill Walsh at Stanford . . . Became the first Pac-10 quarterback to be drafted by the Chiefs since the club tabbed USC's Pete Beathard in the opening round of the 1964 NFL annual selection meeting . . . Finished his collegiate career as the seventh ranked passer on the NCAA charts with 10,531 regular season passing yards . . . His final regular season tally in Palo Alto saw him play in 41 games with 39 starts, completing 833 of 1,320 passes (63.1) for 10,531 yards, 72 TDs and 36 INTs . . . Literally rewrote both the Pac-10 and Stanford University record books, breaking or tying 11 Stanford records and seven conference marks . . . In the Cardinal annals, he most notably ranks as the school's career leader in passing yards (10,531) total offense (9,825), as well as both pass attempts (1,320) and completions (833) . . . His 72 career TD passes rank second in Stanford and Pac-10 history to only John Elway . . . Posted a lifetime record of 24-16-1 as a starter at Stanford . . . Threw 19 career 300-yard passing efforts and eclipsed the 400-yard barrier on three occasions. **1994:** Despite missing the final two games of the season with a fractured right pinky finger suffered against Washington (11/5), still wound up completing 217 of 333 pass attempts for 2,822 yards along with 16 TDs and just six INTs . . . Also rushed for three scores . . . Led the Pac-10 and ranked fourth nationally in total offense (301.6 yards per game) . . . Was the second highest rated passer in the league (148.6 rating), a mark which also ranked seventh nationally . . . Earned second team All-Pac 10 accolades . . . Enjoyed the best outing of his collegiate career with 408 yards on 28 of 45 passing and two TDs in a narrow 31-30 loss to UCLA . . . Opened the season with a 374-yard day vs. Northwestern, completing 25 of 38 passes . . . Totalled six contests with 300 or more yards. **1993:** Set or tied five single season Stanford marks and the same number of league records in '93 . . . Attempted 455 passes with 300 completions (.659) for 3,627 yards along with 27 TDs and 14 INTs . . . Earned first team All-Pac 10 honors from *Football News* . . . Broke John Elway's school and conference records with his passing yardage total . . . Threw for 407 yards twice (Oregon and Oregon State) and had a total of nine games over the 300-yard mark. **1992:** Completed 197 of 335 passes (.588) with 15 scores and nine picks to total 2,399 yards . . . Earned honorable mention Pac-10 accolades . . . Broke the 300-yard barrier for the first time with 26-of-40 passing for 331 yards vs. Oregon . . . Went 22-of-30 for 303 yards the next week vs. Northwestern . . . Helped lead the squad to a berth in the Blockbuster Bowl. **1991:** Began the year fighting for third-string status, but by the season's fifth game he was Stanford's starting QB . . . Completed 119 of 197 attempts (.604) for 1,683 yards, 15 TDs, and seven INTs . . . Earned honorable mention Pac-10 honors after leading the Cardinal to an Aloha Bowl berth.

High School: Racked up 2,175 yards on 117-of-179 passing and 25 TDs as a senior at El Toro High School, leading the squad to a 12-2 record.

Personal: Graduated from Stanford in December of '94 with a degree in public policy . . . Full name: Steven Stenstrom . . . Married, wife Lorie, who captured an NCAA championship in the breaststroke as a swimmer at Stanford.

STENSTROM'S COLLEGE STATISTICS

Year	Team	G-S	Passing		Yds.	Pct.	TD	Int.	LG
			Att.	Comp.					
1991	Stanford	9-7	197	119	1683	.604	15	7	92
1992	Stanford	12-12	335	197	2399	.588	14	9	61
1993	Stanford	11-11	455	300	3624	.659	27	14	57
1994	Stanford	9-9	333	217	2822	.652	16	6	56
Totals		41-39	987	616	7709	.624	56	30	92

Additional Stats: In two bowl games, completed 33 of 61 passes (.541) for 380 yards, two TDs and two INTs.



MIKE PELTON
 Defensive Tackle Ht: 6-2 Wt: 284

Round: 5a (155th overall)
College: Auburn
Birthdate: December 13, 1971
Birthplace: Goshen, Alabama
Residence: Goshen, Alabama

College Career: An aggressive pass rusher who can also pursue the run . . . Possesses great instincts and block-shedding ability . . . Has the power to punish ball carriers as well as potential blockers with his upper-body strength . . . Versatile defender who began his career at Auburn as a middle linebacker . . . Piled up 294 total tackles (155 solo) during his career at Auburn, placing him at the tenth spot on the school's all-time tackle chart . . . Also posted 15 sacks, 18 tackles for loss, four forced fumbles, and seven fumble recoveries in his four seasons at Auburn. **1994:** A second team All-America selection by AP and UPI . . . Was also a consensus first team All-Southeastern Conference selection . . . Recorded 107 total tackles (60 solo) to rank fourth on the Auburn squad . . . Also posted 10 sacks (-61 yards) to lead coach Terry Bowden's Tiger defense . . . His four fumble recoveries were a team-best, as well . . . Named the SEC Defensive Player of the Week after a 14-tackle, two sack performance against Ole Miss . . . Racked up a season-high 17 tackles against LSU. **1993:** Was an integral part of Auburn's squad that posted a perfect 11-0 mark . . . Played in every game, including starts against New Mexico State, Georgia, and Alabama . . . Led all Auburn defensive linemen with 73 tackles (43 solo) . . . Also racked up five sacks on the year . . . Had 12 tackles apiece in Auburn's SEC wins over Georgia and Alabama . . . Was switched to a defensive tackle role in the spring after spending the previous two seasons as a linebacker. **1992:** Saw reserve action in every contest behind starting middle linebacker James Willis . . . Tallied 31 tackles (16 solo) in addition to one tackle for loss and a forced fumble . . . Boasted a season-best eight stops in a 55-0 walk over Samford . . . Added five take-downs against Ole Miss. **1991:** Was an integral part of the linebacker rotation as a redshirt freshman . . . Despite only one start (Vanderbilt), he still finished the season as the Tigers fifth-leading tackler with 83 stops (37 solo) . . . Against Vandy, he posted a career-high 23 total tackles (13 solo) in a 24-22 win and also was credited with a forced fumble . . . That single game tackle total ranks third in the Auburn record books . . . Chipped in 10 tackles vs. Georgia. **1990:** Redshirted as a true freshman.

High School: A first team 2A All-State selection at Goshen High School in Goshen, Alabama . . . A four-year starter, who garnered all-conference and all-district accolades after his junior and senior seasons . . . Had 331 career tackles, including 155 (105 solo) as a senior . . . As a fullback he added 1,507 career rushing yards and 15 TDs . . . Was also a two-year letterman in basketball.

Personal: Majored in health promotion at Auburn . . . Lists Green Bay Packers All-Pro Reggie White as his most admired athlete . . . Full name: Michael Jerome Pelton . . . Single.



JERROTT WILLARD
 Linebacker Ht: 6-2 Wt: 233

Round: 5b (163rd overall)
College: California
Birthdate: July 11, 1972
Birthplace: Fullerton, California
Residence: Newport Beach, California

College Career: Unrelenting player who never takes a down off . . . Possesses hard-hitting natural instincts reminiscent of the game's earlier days . . . Built a reputation as an intimidating tackler and has the statistics and attitude to back it up . . . Attempting to rebound from surgeries to both knees following his final collegiate campaign . . . A four-year starter at Cal, became the first player in school history to lead the squad in tackles all four years . . . His 469 career tackles (310 solo) are the third-highest mark in school history behind only David Ortega and Tampa Bay's Hardy Nickerson . . . Also tallied 16 sacks, 54 tackles for loss, and 11 pass break-ups during his collegiate career . . . Started 46 games for the Golden Bears, missing only one game in his career (Hawaii, 1994) . . . Posted double-digit tackles on 21 separate occasions. **1994:** Earned first team Pac-10 accolades for the second consecutive year . . . Was a semi-finalist in both the Butkus and Lombardi Award voting . . . Despite being hampered by knee problems, led the Bears for the fourth consecutive season with 94 tackles (65 solo) . . . Also racked up nine tackles for loss, two pass break-ups, and two sacks . . . Enjoyed best outing of the season with an 18-tackle effort vs. UCLA which included 13 solo tackles and a pair of sacks . . . Tallied 11-hit games vs. both Oregon and Washington State. **1993:** A second team All-America selection by AP and a third team pick of *Football News* . . . A first team Pac-10 performer, as well . . . Led the Pac-10 in tackles for the second year in a row with 153 total tackles . . . His 101 solo stops were the highest total in school annals . . . Also racked up a whopping 23 tackles for loss as well as 7½ sacks and five pass deflections . . . Was the Pac-10 Defensive Player of the Week with a 20-tackle, two-sack performance vs. Washington State . . . Posted a career-high 22 tackles vs. USC . . . Grabbed an errant pass against Iowa and returned 61 yards for a score in the Bears Alamo Bowl victory over the Hawkeyes. **1992:** A second team All-America honoree according to *Football News* . . . Led the conference with 133 tackles (77 solo) . . . Earned second team All-Pac 10 accolades for his efforts . . . Chipped in 4½ sacks as well . . . Racked up a season-best 19 tackles vs. Oregon and also tallied a sack and a fumble recovery . . . Posted 13-tackle outings vs. both San Jose State and Arizona State. **1991:** A freshman All-America pick by *Football News* who also received Pac-10 honorable mention accolades . . . After coming off the bench to make his first tackle vs. Pacific, he started every other game he played in at Cal . . . Posted a season-high 17 tackles vs. Stanford . . . Recovered a blocked punt for a touchdown against Oregon State. **1990:** Was slated to play as a true freshman, but suffered a knee injury and was granted a redshirt season.

High School: An all-league and all-county pick who played both linebacker and running back at Corona del Mar High School in Newport Beach, California . . . Set a school record as a senior with 134 tackles (100 solo) . . . Selected to play in the California North-South Shrine game.

Personal: Majored in interdisciplinary studies at Cal . . . Full name: Jerrott Willard . . . Single.

FOREIGN-BORN CHIEFS

John Alt, Tackle Suggart, Germany
 Gunther Cunningham, Defensive Coordinator Munich, Germany
 Tony Richardson, Running Back Frankfort, Germany
 Al Sanders, Asst. Head Coach/Receivers London, England



BRYAN PROBY

Defensive Tackle Ht: 6-5 Wt: 283

Round: 6a (202nd overall)

College: Arizona State

Birthdate: November 30, 1971

Birthplace: Compton, California

Residence: Los Angeles, California

College Career: Despite playing just one season of major college football, the Chiefs believe Proby has pro potential . . . Adept at punching the pigskin away from ball carriers with his huge hands . . . An intense pass-rusher who can also chase down running plays from the backside . . . Can play either a tackle or end spot on the defensive line . . . Competed one season at Arizona State after a two-season playing stint at Southwest Community College in Los Angeles . . . Played in '93 at ASU and in '91 and '90 at Southwest . . . Earned JUCO All-America honors in both his seasons as a defensive end at Southwest. **1994:** Was ruled academically ineligible at Arizona State and did not play. **1993:** Was an impressive newcomer on the Pac-10 defensive scene . . . Played in all 11 games for the Sun Devils, with eight starts . . . Posted 39 total tackles (19 solo), as well as nine tackles for loss and two sacks (-15 yards) . . . Played but did not start on three occasions (Oregon State, Stanford, and Washington) . . . Posted a season-best four solo stops against Utah, Oklahoma State, and Arizona . . . Opened his Sun Devil career with a seven-tackle effort vs. Utah, which included two stops behind the line of scrimmage . . . Racked up six tackles and a three-yard sack vs. Washington State . . . Added five stops against Oklahoma State . . . Threw fellow Chiefs draftee, QB Steve Stenstrom, for a nine-yard loss against Stanford . . . Finished the year with a five-tackle performance against Arizona.

Junior College (1990-92): Attended classes at Southwest Community College in '92, but had already utilized both years of JUCO eligibility and was unable to compete in football . . . Enjoyed stellar seasons in both '90 and '91 at Southwest CC, earning JUCO All-America honors both seasons . . . Also was named an All-Western States first team selection as both a freshman and a sophomore . . . Was the team captain and MVP both seasons . . . Enjoyed a stellar sophomore campaign, grabbing 13 sacks and leading the club to the Southern California Bowl championship.

High School: An All-Pacific League selection at Banning High School in Los Angeles . . . An All-State honorable mention pick as a defensive lineman . . . Played tight end as a senior and pulled down 23 passes for 288 yards and four TDs.

Personal: Majored in criminal justice at Arizona State . . . Full name: Bryan Craig Proby . . . Single.



TOM BARNDT

Center Ht: 6-3 Wt: 290

Round: 6b (207th overall)

College: Pittsburgh

Birthdate: March 14, 1972

Birthplace: Mentor, Ohio

Residence: Mentor, Ohio

College Career: Played collegiately as a defensive tackle, but the Chiefs are projecting him to move to the center spot . . . Has both the physical skills and work ethic to make that adjustment . . . Originally began his career as an offensive guard under then-Pitt head coach, and current Kansas City offensive coordinator, Paul Hackett in '90 . . . Anchored the Pitt defensive line for four seasons, starting 42 of a possible 45 games . . . Totalled 131 career tackles (71 solo) . . . Also recorded 13½ sacks (-52 yards), 14 tackles for loss, and three pass break-ups for

the Panthers . . . Had two fumble recoveries and two forced fumbles, as well. **1994:** Started all 11 contests at right defensive end, totalling 35 tackles (18 solo), with 5.5 sacks (-41 yards), and seven tackles for loss . . . Also tallied 17 QB pressures on the year . . . Was tabbed as the Big East Co-Special Teams Player of the Week after scooping up a blocked field goal attempt and rumbling 53 yards for a score vs. West Virginia . . . Had a season-high six tackles vs. Boston College . . . Recorded five quarterback pressures vs. Ohio University . . . Was credited with four tackles and 1½ sacks against Miami. **1993:** Earned honorable mention All-America accolades from *Football News* . . . Racked up a career-high 38 tackles (27 solo) on the year . . . Had a career-best seven sacks (-10 yards), which led all Pitt defenders, as well . . . Grabbed Big East Defensive Player of the Week honors after recording five tackles, four sacks, and a fumble recovery against Rutgers . . . Also posted five solo stops against Miami. **1992:** Suffered a broken arm in spring ball, but started the final 10 games of the year as a nose tackle . . . Finished his sophomore campaign with 27 tackles (14 solo), three tackles for loss, and a sack . . . Best outing was a four-tackle performance vs. Syracuse. **1991:** Won the starting nose tackle slot after the season's second contest and stayed there for the remainder of the year . . . Tallied 31 tackles (12 solo) on the year . . . Posted a season-best five tackles in a win over Temple . . . Came to Pitt as an offensive guard, but was moved to the other side of the ball in spring drills. **1990:** Was redshirted as a true freshman.

High School: A second-team All-State honoree at Mentor High School in Mentor, Ohio . . . A first-team All-Northeast Ohio pick and county MVP . . . Also lettered in track and field, setting school records in both the shot put and discus.

Personal: Earned Big East All-Scholar Athlete honors as a computer science major at Pitt . . . Enjoys playing the guitar . . . Full name: Thomas Allen Barndt . . . Single.

1995 ROOKIE FREE AGENTS

RON CHILDS

Linebacker Ht: 5-11 Wt: 212

College: Washington State Born: 9/18/71 in Kennewick, Wash.

College Career: Extremely quick linebacker with excellent cover skills . . . A three-year starter at Washington State . . . Tallied 302 tackles (199 solo), 30.5 total tackles for loss, and seven sacks in his four seasons with the Cougars . . . His 302 career stops are eighth on the school's all-time list . . . Also added six career fumble recoveries, four forced fumbles, and one INT . . . Led the squad with 98 tackles as a senior when he earned second team All-Pac 10 honors . . . Captained the Cougar defense in '94 and also recovered a team-best four fumbles . . . Best outing as a senior was a 17-tackle performance vs. Arizona . . . An All-Pac 10 second team pick as a junior . . . Posted a career-high 104 tackles (72 solo) as a sophomore and was named to the All-Pac 10 honorable mention squad . . . Those 104 stops ranked second on the Cougar squad and were the sixth highest total in the conference . . . Played in 10 games with two starts (Fresno State and Washington) as a redshirt freshman . . . Was redshirted and worked with the scout team as a true freshman in 1990.

High School: Played both linebacker and running back at Kamiakin High School in Kennewick, Wash. . . . Finished his prep career as the school's all-time leading rusher with 1,992 yards . . . Led the squad with 108 tackles and 11 QB sacks as a senior . . . Also rushed 129 times for 918 yards and 14 TDs . . . Led the conference in scoring and was named the league defensive player of the year . . . Finished fifth at the state wrestling tournament at 190 lb. as a junior. **Personal:** Graduated from Washington State with a criminal justice degree . . . Involved in the school's Natural Helpers (an anti-drug and alcohol organization) . . . Full name: Ron Lee Childs . . . Single.

RON FLORINE

Offensive Tackle Ht: 6-6 Wt: 305

College: Central Missouri State **Born:** 9/27/71 in Cherokee, Iowa

College Career: Powerful offensive lineman with long arms and good footwork . . . Well-versed in pass protection schemes . . . A regular starter on the Central Missouri State offensive line as both a tackle and guard since his freshman year . . . Started every game at tackle for the Mules in '94 . . . Was selected to play in the '94 NCAA Division II All-Star game in Fargo, N.D. . . . Was also a first team All Mid-American Intercollegiate Athletic Association pick as a senior . . . Earned honorable mention All-America accolades from *Football Gazette* . . . Florine helped the Mules rack up 353.2 yards of total offense per game last season (144.8 rushing and 208.4 passing) . . . Also helped Central Missouri State set a school record in '94, scoring an average of 30.4 points per game . . . Started eight games at tackle as a junior and nine as a sophomore . . . Earned All-MIAA honorable mention honors in '93 . . . Opened seven games at guard and one at tackle in 1990 as a redshirt freshman. **High School:** An all-state performer at Marceline (Mo.) High School . . . Also lettered in wrestling and track. **Personal:** Graduated from Central Missouri State with a degree in criminal justice . . . Full name: Ron R. Florine . . . Single.

GARY LAYTON

Punter Ht: 6-1 Wt: 192

College: Miami (Ohio) **Born:** 9/28/72 in Dayton, Ohio

College Career: Very athletic young punter who gets the ball off quickly, but still with exceptional distance . . . Did not have a single punt blocked during his collegiate career . . . Totalled 240 boots for 9,980 yards (41.7 avg.) during his career with the Redskins . . . Broke his own school record with a 45.0-yard average as a senior with 55 kicks for 2,477 yards . . . That mark led the Mid-America Conference and ranked fifth in the nation in '94 . . . Was a first team All-MAC selection and earned honorable mention All-America honors, as well . . . Rocketed a career-best 78-yard punt against Ball State as a senior . . . Best single game average came in '94 against Indiana when he walloped eight punts for 399 yards (49.9 avg.) . . . A first-team All-MAC pick in '93, he led the conference with a 42.2-yard average with 65 boots for 2,743 yards . . . Cranked a 75-yard bomb against Toledo . . . Had a career-most 71 punts as a sophomore, good for 2,961 yards (41.7 avg.) . . . Earned second team All-MAC status that season . . . Joined the team as a walk-on freshman, but quickly became the club's regular punter by just the season's third contest . . . Connected on 49 punts for 1,817 yards (37.1 avg.) during that initial college campaign. **High School:** Earned All-State mention as both a punter and running back at St. Joseph (Mich.) High School . . . Piled up over 1,300 yards as a running back his senior year. **Personal:** Majored in social studies at Miami . . . Full name: Gary Alan Layton . . . Single.

SEAN SCOTT

Wide Receiver/Kick Returner Ht: 6-3 Wt: 204

College: Pittsburg State **Born:** 5/25/73 in Tulsa, Okla.

College Career: Gifted natural athlete with great acceleration . . . Lined up as a running back for Pittsburg State, but will be listed as a wide receiver/kick returner on the Chiefs depth chart . . . Carried the ball 110 times for 771 yards and an impressive 7.0 yards-per-carry average along with 10 TDs in three seasons with the Gorillas . . . Returned 15 kickoffs for 373 yards (24.9 avg.) . . . Also snared four receptions for 136 yards . . . Earned honorable mention All Mid-America Intercollegiate Athletic Association recognition after his senior season . . . Tallied 74 carries for 440 yards (6.0 avg.) and seven scores in '94 . . . Scored the game-winning TD against Northeast Missouri with one second remaining on the clock . . . Best outing as a senior was an eight-carry, 86-yard performance vs. Southwest Baptist which included a 60-yard scoring scamper . . . Set a

career high as a sophomore with a 110-yard outburst vs. Missouri Southern on just four carries (27.5 avg.) . . . Broke off two TDs vs. Missouri Southern, as well, including a 66-yard jaunt . . . Spent his freshman year at Kemper (Mo.) Military College in '91, rushing for 850 yards. **High School:** Piled up over 1,100 yards as a senior at Tulsa (Okla.) Central High School. **Personal:** Holds both PSU and conference records in the 55 meter dash (6.30 seconds) . . . Claimed the 100-meter title at the MIAA Outdoor Meet (10.72 seconds) . . . Majored in mechanical engineering technology . . . Full name: Sean L. Scott . . . Single.

J.J. SMITH

Running Back Ht: 6-0 Wt: 207

College: Kansas State **Born:** 10/14/72 in Kansas City, Mo.

College Career: Storied local product returns home for his pro debut . . . A powerful runner whose low center of gravity makes him difficult to knock off stride . . . An adept receiver who could also see time fielding punts for the Chiefs . . . The most prolific runner in Kansas State history with 2,210 yards on 491 carries (4.5 avg.) with 22 TDs . . . Is the sixth-leading scorer in Wildcat history with 156 career points . . . Grabbed 64 passes for 546 yards and three scores, as well . . . Posted 17 career kickoff returns for 405 yards (23.8 avg.) . . . Earned honorable mention All-America honors as well as second team All-Big Eight mention after an outstanding senior year . . . Carried the ball 232 times for 1,073 yards in '94 with 10 scores, the third-highest seasonal-yardage total in K-State annals . . . Hauled in 39 passes for 275 yards and one TD . . . Finished 11th in the nation with 1,644 all-purpose yards . . . Broke the K-State single-game rushing mark with a 34-carry, 227-yard onslaught against UNLV which included scoring runs of 29 and 13 yards . . . Owns a school-record 10 100-yard rushing games, six of which came in '94 . . . Won second team All-Big Eight acclaim as a junior with 758 yards on 190 carries with 10 scores . . . Snagged 20 receptions for 274 yards and two TDs . . . Took 20 handoffs for 133 yards and one score to help K-State to its first-ever postseason victory, a 52-17 decision over Wyoming in the Copper Bowl . . . Had 51 carries for 232 yards and a score as a sophomore . . . Totalled 18 carries for 157 yards and a TD as a freshman. **High School:** Was a two-time All-Metro and All-District selection at nearby Raytown (Mo.) South High School . . . Rushed for 1,022 yards on 188 carries as a senior . . . Set a school record with five TDs in a single game . . . Prep backfield mate was current Indianapolis Colts defensive back, Jason Belser. **Personal:** Majored in business at Kansas State . . . Full name: Jewel Lee Smith, Jr. . . . Single.

WILLY TATE

Tight End Ht: 6-2 Wt: 243

College: Oregon **Born:** 8/7/72 in Fontana, Cal.

College Career: Tremendous blocker who can also get downfield as a receiver . . . Played in 30 career games with Oregon, tallying 54 catches for 871 yards (16.1 avg.) and six TDs . . . Was tabbed as a preseason All-America pick in '94, but did not play with the Ducks his senior year . . . Earned All-Pac 10 honorable mention recognition after his junior season in '93 . . . Pulled in 32 receptions for 512 yards (16.0 avg.) and four TDs . . . That reception total placed him third on the squad . . . Topped the 100-yard mark on three occasions . . . Had three catches for 106 yards against Illinois, including an 87-yard TD grab . . . That reception was the third-longest in Oregon history . . . Snatched six balls for 102 yards against USC . . . Posted a career day with nine catches for 124 yards and a score vs. Arizona State . . . Played in all 11 regular season contests, plus Oregon's Independence Bowl bid as a sophomore . . . Hauled in 20 passes for 331 yards (16.5 avg.) and two scores . . . Started two games (USC and Arizona State) . . . Saw action in nine games as a redshirt freshman . . . Caught two passes for 28 yards. **High School:** An All-Delta League selection in his final two years at Elk Grove (Cal.) High School . . . Helped his prep squad lead the state in scoring as senior . . . Also saw spot action at linebacker . . . Lettered as a forward in basketball and as a league-champion high hurdler. **Personal:** Majored in English at Oregon . . . Full name: William R. Tate . . . Single.

ROBERT WILLIAMS

Tight End Ht: 6-3 Wt: 240

College: Valdosta State Born: 2/1/72 in Washington, Georgia

College Career: Has tight end size, but flourished as a flanker at Valdosta State . . . Tied with Rand Fischer as the school's all-time reception leader . . . Ranks second behind only Fischer in receiving yardage, as well (2,726) . . . His 31 receiving TDs are tops in school annuals . . . Played in 43 career games with 39 starts, including two playoff contests . . . Was an All-Gulf South first team selection as a senior . . . Recorded 6.5 catches per game during the regular season to rank 11th in the nation . . . Including postseason action, he set single-season records for the Blazers with 86 receptions for 1,187 yards (13.8 avg.) and 21 scores . . . Earned Gulf South Co-Offensive Player of the Week recognition after a 11-catch, 184-yard outing against West Georgia which included three scores . . . Helped the Blazers advance to the second round of the NCAA Division II playoffs . . . Garnered All-Gulf South second team honors after snaring 47 passes for 650 yards (13.8 avg.) and three TDs as a junior . . . Tallied 37 receptions for 593 yards (16.0 avg.) as a sophomore. **High School:** Lettered in both football and track at Wilkes High School in Washington, Ga. **Personal:** Majored in marketing at Valdosta State . . . Full name: Robert Williams . . . Single.

KANSAS CITY CHIEFS AT A GLANCE

HEADQUARTERS One Arrowhead Drive
Kansas City, MO 64129

ADMINISTRATIVE OFFICE TELEPHONE . . 816/924-9300

TICKET OFFICE TELEPHONE 816/924-9400

DIVISION Western, American Football Conference

TEAM COLORS Red, Gold & White

STADIUM Arrowhead Stadium
Capacity: 79,101
Surface: Grass

NFL SEASON 36th (including 10 in AFL)

YEAR IN KANSAS CITY 33rd (Dallas Texans
from 1960-62)

SUPER BOWL TITLES Super Bowl IV (1969 Season)

AFL CHAMPIONSHIPS 1962, 1966, 1969

DIVISION TITLES 1962, 1966, 1971, 1993

CHIEFS IN PRO FOOTBALL

HALL OF FAME Lamar Hunt (1972)
(Year Inducted In Parenthesis) Bobby Bell (1983)
Willie Lanier (1986)
Len Dawson (1987)
Buck Buchanan (1990)
Jan Stenerud (1991)

1995 ALPHABETICAL ROSTER

No.	Name	Pos.	Ht.	Wt.	Birthdate	NFL Exp.	College	Hometown	How Acquired
5	AGUIAR, LOUIE	P	6-2	219	6/30/66	5	Utah State	Livermore, Cal.	FA-'94
56	ALE, ARNOLD	LB	6-3	245	6/17/70	2	UCLA	Carson, Cal.	FA-'94
32	ALLEN, MARCUS	RB	6-2	210	3/26/60	14	Southern California	San Diego, Cal.	UFA(Raid)-'93
76	ALT, JOHN	T	6-8	307	5/30/62	12	Iowa	Columbia Heights, Minn.	D1b-'84
38	ANDERS, KIMBLE	FB	5-11	230	9/10/66	5	Houston	Galveston, Tex.	FA-'91
44	ANDERSON, DARREN	CB	5-10	187	1/11/69	3	Toledo	Cincinnati, Ohio	FA-'94
85	BAILEY, VICTOR	WR	6-2	203	7/3/70	3	Missouri	Fort Worth, Tex.	T(Phil)-'95
71	BARNDT, TOM	C	6-3	285	3/14/72	R	Pittsburgh	Mentor, Ohio	D6b-'95
30	BENNETT, DONNELL	FB	6-0	241	9/14/72	2	Miami (Florida)	Ft. Lauderdale, Fla.	D2-'94
14	BLUNDIN, MATT	QB	6-6	233	3/7/69	4	Virginia	Ridley, Pa.	D2-'92
70	BONDS, BYRON	DT	6-3	290	4/21/72	1	Southern Methodist	Cooper, Tex.	FA-'95
13	BONO, STEVE	QB	6-4	215	5/11/62	11	UCLA	Norristown, Pa.	T(SF)-'94
99	BOOKER, VAUGHN	DE	6-5	293	2/24/68	2	Cincinnati	Cincinnati, Ohio	FA-'94
4	CARROLL, WESLEY	WR	6-2	194	9/6/67	4	Miami (Florida)	Cleveland, Ohio	FA-'95
34	CARTER, DALE	CB	6-1	188	11/28/69	4	Tennessee	Covington, Ga.	D1-'92
22	CARTER, PERRY	CB	5-11	206	8/15/71	1	Southern Mississippi	McComb, Miss.	FA-'94
89	CASH, KEITH	TE	6-4	242	8/7/69	4	Texas	San Antonio, Tex.	PB(Pitt)-'92
47	CHILDS, RON	LB	5-11	212	9/18/71	R	Washington State	Kennewick, Wash.	FA-'95
25	COLLINS, MARK	CB	5-10	196	1/16/64	10	Cal State-Fullerton	San Bernardino, Cal.	UFA(NYG)-'94
69	CRISWELL, JEFF	T	6-7	294	3/7/64	9	Graceland (Iowa)	Searsboro, Ia.	UFA(NYJ)-'95
31	CROCKER, SEAN	CB	5-9	201	6/14/71	1	North Carolina	Wakefield, Va.	FA-'95
50	DAVIS, ANTHONY	LB	6-0	231	3/7/69	3	Utah	Pasco, Wash.	FA-'94
84	DAVIS, WILLIE	WR	6-0	181	10/10/67	4	Central Arkansas	Alzheimer, Ark.	FA-'92
80	DAWSON, LAKE	WR	6-1	207	1/2/72	2	Notre Dame	Federal Way, Wash.	D3a-'94
6	DeGRAFFENREID, ALLEN	WR	6-2	210	5/1/70	1	Ohio State	Cincinnati, Ohio	FA-'94
23	DICKERSON, RON	RB	6-0	225	8/13/71	3	Arkansas	State College, Pa.	FA-'93
96	DUMAS, TROY	LB	6-3	233	9/30/72	R	Nebraska	Cheyenne, Wyo.	D3b-'95
2	ELLIOTT, LIN	K	6-0	182	11/11/68	4	Texas Tech	Waco, Tex.	FA-'94
59	FIELDS, JAIME	LB	5-11	246	8/28/70	3	Washington	Lynwood, Cal.	D4-'93
70	FLORINE, RON	T	6-6	305	9/27/71	R	Central Missouri State	Marceline, Mo.	FA-'95

1995 ALPHABETICAL ROSTER (Continued)

No.	Name	Pos.	Ht.	Wt.	Birthdate	NFL Exp.	College	Hometown	How Acquired
12	GANNON, RICH	QB	6-3	205	1/20/66	8	Delaware	Philadelphia, Pa.	FA-95
87	GREENE, TRACY	TE	6-5	273	11/5/72	2	Grambling	Grambling, La.	D7b-'94
61	GRUNHARD, TIM	C	6-2	299	5/17/68	6	Notre Dame	Chicago, Ill.	D2-90
53	HAMILTON, RICK	LB	6-2	241	4/19/70	3	Central Florida	Inverness, Fla.	FA-94
40	HASTY, JAMES	CB	6-0	207	5/23/65	8	Washington State	Seattle, Wash.	UFA(NYJ)-95
29	HILL, GREG	RB	5-11	207	2/23/72	2	Texas A&M	Dallas, Tex.	D1-94
9	HOUSTON, HARRISON	WR	5-9	180	1/26/72	1	Florida	Pensacola, Fla.	FA-95
83	HUGHES, DANAN	WR	6-2	211	12/11/70	3	Iowa	Bayonne, N.J.	D7-93
57	JAMISON, GEORGE	LB	6-1	235	9/30/62	10	Cincinnati	Bridgeton, N.J.	UFA(Det.)-94
74	JENKINS, TREZELLE	T	6-7	322	3/13/73	R	Michigan	Chicago, Ill.	D1-95
47	JOHNSON, AJ	CB	5-8	175	6/22/67	7	Southwest Texas State	San Antonio, Tex.	UFA(Wash)-95
93	JOHNSON, JOHN	LB	6-3	237	5/8/68	5	Clemson	LaGrange, Ga.	FA-95
46	JONES, VICTOR	FB	5-8	223	12/5/67	6	Louisiana State	Zachary, La.	FA-94
65	KNAPP, LINDSAY	G/T	6-6	293	2/25/70	3	Notre Dame	Deerfield, Ill.	D5-93
88	LaCHAPELLE, SEAN	WR	6-3	205	7/29/70	2	UCLA	Napa, Cal.	FA-95
1	LAYTON, GARY	P	6-1	192	9/28/72	R	Miami (Ohio)	St. Joseph, Mich.	FA-95
42	LOTT, RONNIE	S	6-1	203	5/8/59	15	Southern California	Rialto, Cal.	UFA(NYJ)-95
51	MANUSKY, GREG	LB	6-1	243	8/12/66	8	Colgate	Dallas, Pa.	FA-94
15	MATTHEWS, STEVE	QB	6-3	209	10/13/70	1	Memphis State	Tulahoma, Tenn.	D7a-'94
77	McDANIELS, PELLOM	DE	6-3	292	2/21/68	3	Oregon State	San Jose, Cal.	FA-93
92	MICKELL, DARREN	DE	6-4	291	8/3/70	4	Florida	Miami, Fla.	D2(S)-92
60	PAY, GARRY	C	6-4	291	1/20/68	1	Brigham Young	Glendale, Ariz.	FA-95
64	PELTON, MIKE	DT	6-2	284	12/13/71	R	Auburn	Goshen, Ala.	D5a-95
81	PENN, CHRIS	WR	6-0	292	4/20/71	2	Tulsa	Lenapah, Okla.	D3b-'94
75	PHILLIPS, JOE	DT	6-5	310	7/15/63	10	Southern Methodist	Vancouver, Wash.	FA-92
67	PROBY, BRYAN	DT	6-5	285	11/30/71	R	Arizona State	Los Angeles, Cal.	D6a-'95
43	REECE, JOHN	CB	6-0	209	1/24/71	1	Nebraska	Houston, Tex.	FA-95
39	RICHARDSON, TERRY	RB	6-0	214	10/8/71	1	Syracuse	Ft. Lauderdale, Fla.	FA-95
49	RICHARDSON, TONY	FB	6-1	232	12/17/71	1	Auburn	Daleville, Ala.	FA-95
52	ROGERS, TRACY	LB	6-2	244	8/13/67	6	Fresno State	Taft, Cal.	FA-90

No.	Name	Pos.	Ht.	Wt.	Birthdate	NFL Exp.	College	Hometown	How Acquired
97	SALEAUMUA, DAN	DT	6-0	315	11/25/64	9	Arizona State	San Diego, Cal.	PB(Det.)-'89
45	SAXON, JAMES	FB	5-11	239	3/23/66	8	San Jose State	Burton, S.C.	UFA(Mia)-95
10	SCOTT, SEAN	WR/KR	6-3	204	5/23/73	R	Pittsburg (Kan.) State	Tulsa, Okla.	FA-'95
91	SHAW, ERIC	LB	6-3	257	9/17/71	4	Louisiana Tech	Pensacola, Fla.	FA-'95
68	SHIELDS, WILL	G	6-3	308	9/15/71	3	Nebraska	Lawton, Okla.	D3-'93
66	SIGLAR, RICKY	T	6-7	316	6/14/66	4	San Jose State	Manzano, N.M.	FA-'93
54	SIMIEN, TRACY	LB	6-1	255	5/21/67	5	Texas Christian	Bay City, Tex.	FA-'91
22	SMITH, J.J.	RB	6-0	203	10/14/72	R	Kansas State	Kansas City, Mo.	FA-'95
90	SMITH, NEIL	DE	6-4	273	4/10/66	8	Nebraska	New Orleans, La.	D1-'88
18	STENSTROM, STEVE	QB	6-2	200	12/23/71	R	Stanford	El Toro, Cal.	D4-'95
79	SZOTT, DAVE	G	6-4	290	12/12/67	6	Penn State	Clifton, N.J.	D7-'90
91	TATE, WILLY	TE	6-3	243	8/7/72	R	Oregon	Elk Grove, Cal.	FA-'95
27	TAYLOR, JAY	CB	5-10	170	11/8/67	7	San Jose State	San Diego, Cal.	T(Phoe)-'93
24	TERRY, DOUG	LB	5-11	204	12/12/69	4	Kansas	Liberal, Kan.	FA-'92
58	THOMAS, DERRICK	LB	6-3	247	1/1/67	7	Alabama	Miami, Fla.	D1-'89
94	TRAYLOR, KEITH	DT	6-2	295	9/3/69	3	Central Oklahoma	Malvern, Ark.	FA-'95
73	VALERIO, JOE	T/C	6-5	295	2/11/69	5	Pennsylvania	Ridley, Pa.	D2-'91
17	VANOVER, TAMARICK	WR/KR	5-11	213	2/25/74	1	Florida State	Tallahassee, Fla.	D3a-'95
21	VAUGHN, JON	RB	5-9	225	3/12/70	5	Michigan	Florissant, Mo.	FA-'94
72	VILLA, DANNY	G	5-5	308	9/21/64	9	Arizona State	Nogales, Ariz.	UFA(Phoe)-93
98	WALDROP, ROB	DT	6-1	269	12/1/71	2	Arizona	Scottsdale, Ariz.	D5b-'94
82	WALKER, DERRICK	TE	6-0	249	6/23/67	6	Michigan	Chicago Heights, Ill.	FA-'94
62	WARE, DAVID	T	6-5	294	2/21/70	3	Virginia	Roanoke, Va.	FA-'95
48	WASHINGTON, BRIAN	S	6-1	210	9/10/65	7	Nebraska	Richmond, Va.	UFA(NYJ)-95
26	WATSON, TIM	S	6-2	221	8/13/70	3	Howard	Ft. Valley, Ga.	FA-'93
35	WHITE, WILLIAM	S	5-10	205	2/19/66	8	Ohio State	Lima, Ohio	T(Det)-'94
95	WILLARD, JERROTT	LB	6-1	233	7/11/72	R	California	Newport Beach, Cal.	D5b-'95
93	WILLIAMS, ROBERT	TE	6-3	240	2/1/72	R	Valdosta State	Washington, Ga.	FA-'95
55	WOOLFORK, RONNIE	LB	6-3	260	12/21/70	1	Colorado	Detroit, Mich.	FA-'94

**KANSAS CITY
CHIEFS FANS...
THIS BUD'S[®]
FOR YOU!**



STATISTICAL REVIEW

1994 REGULAR SEASON RESULTS (9-7)

DATE	OPPONENT	SCORE	SITE	ATTENDANCE
9/4	New Orleans Saints	W 30-17	Superdome	69,362
9/11	San Francisco 49ers	W 24-17	Arrowhead	79,907
9/18	Atlanta Falcons	W 30-10	Georgia Dome	67,357
9/25	Los Angeles Rams	L 0-16	Arrowhead	78,184
10/9	San Diego Chargers	L 6-20	Jack Murphy	62,923
10/17	Denver Broncos	W 31-28	Mile High	75,151
10/23	Seattle Seahawks	W 38-23	Arrowhead	78,847
10/30	Buffalo Bills	L 10-44	Rich Stadium	79,501
11/6	Los Angeles Raiders	W 13-3	Arrowhead	78,709
11/13	San Diego Chargers	L 13-14	Arrowhead	78,997
11/20	Cleveland Browns	W 20-13	Arrowhead	89,121
11/27	Seattle Seahawks	L 9-10	Kingdome	54,120
12/4	Denver Broncos (OT)	L 17-20	Arrowhead	77,631
12/12	Miami Dolphins	L 28-45	Joe Robbie	71,578
12/18	Houston Oilers	W 31-9	Arrowhead	74,474
12/24	Los Angeles Raiders	W 19-9	L.A. Coliseum	64,130
PLAYOFFS				
1/31	Miami Dolphins	L 17-27	Joe Robbie	67,487

1994 TEAM STATISTICS

	CHIEFS	OPP.
TOTAL FIRST DOWNS	322	289
Rushing	97	93
Passing	211	164
Penalty	14	32
3rd Down: Made/Att.	94/238	80/212
3rd Down Pct.	39.5	37.7
4th Down: Made/Att.	12/23	8/14
4th Down Pct.	52.2	57.1
TOTAL NET YARDS	5692	5000
Avg. Per Game	355.8	312.5
Total Plays	1098	989
Avg. Per Play	5.2	5.1
NET YARDS RUSHING	1732	1734
Avg. Per Game	108.3	108.4
Total Rushes	464	446
NET YARDS PASSING	3960	3266
Avg. Per Game	247.5	204.1
Tackled/Yards Lost	19/132	39/234
Gross Yards	4092	3500
Attempts/Completions	615/366	504/300
Pct. of Completions	59.5	59.5
Had Intercepted	14	12
PUNTS/AVERAGE	85/42.1	85/45.0
Net Punting Average	85/34.5	95/38.9
PENALTIES/YARDS	127/911	119/925
FUMBLES/BALL LOST	21/12	36/26
TOUCHDOWNS	34	35
Rushing	12	11
Passing	20	23
Defensive/Kicking Game	1/1	1/0
TIME OF POSSESSION	30:55	29:05

SCORE BY PERIODS	1	2	3	4	OT	Total
CHIEFS TOTAL	52	92	79	96	0	319
Opp. Total	40	84	72	99	3	298

1994 RANKINGS BY YARDAGE

	Offense		Defense	
	AFC	NFL	AFC	NFL
Rushing	6	11	8	16
Passing	4	7	5	10
Total	3	5	5	12

1994 INDIVIDUAL STATISTICS

	PASSING							Rating
	Att.	Cmp.	Yds.	Pct.	TD	Int.	LG	
Montana	493	299	3283	60.6	16	9	57t	83.6
Bono	117	66	796	56.4	4	4	62t	74.6
Blundin	5	1	13	20.0	0	1	13	0.0
CHIEFS TOTAL ..	615	366	4092	59.5	20	14	62t	80.8
Opp. Total	504	300	3500	59.5	23	12	72t	85.9

	PASS RECEIVING				
	No.	Yds.	Avg.	LG	TD
Anders	67	525	7.8	30	1
W. Davis	51	822	16.1	62t	5
Birden	48	637	13.3	44	4
Allen	42	349	8.3	38	0
Dawson	37	537	14.5	50	2
D. Walker	36	382	10.6	57t	2
Martin	21	307	14.6	61	1
Cash	19	192	10.1	31	2
Hill	16	92	5.8	21	0
Hughes	7	80	11.4	22	0
Bennett	7	53	7.6	15	0
Greene	6	69	11.5	20	1
Penn	3	24	8.0	13	0
Dickerson	2	11	5.5	6	0
Johnson	2	7	3.5	5	0
Valerio	2	5	2.5	4t	2
CHIEFS TOTAL	366	4092	11.2	62t	20
Opp. Total	300	3500	11.7	72t	23

	RUSHING				
	No.	Yds.	Avg.	LG	TD
Allen	189	709	3.8	36t	7
Hill	141	574	4.1	20	1
Anders	62	231	3.7	19	2
Bennett	46	178	3.9	17	2
Dawson	3	24	8.0	13	0
Montana	18	17	0.9	13	0
Dickerson	1	0	0.0	0	0
Bono	4	-1	-0.2	2	0
CHIEFS TOTAL	464	1732	3.7	36t	12
Opp. Total	446	1734	3.9	60	11

	SCORING							
	TDR	TDP	TDD	TDK	PAT	FG	S	TP
Elliott	0	0	0	0	30-30	25-30	0	105
Allen	7	0	0	0	0-0	0-0	0	44
W. Davis	0	5	0	0	0-0	0-0	0	32
Birden	0	4	0	0	0-0	0-0	0	26
Anders	2	1	0	0	0-0	0-0	0	18
Bennett	2	0	0	0	0-0	0-0	0	12
Cash	0	2	0	0	0-0	0-0	0	12
Dawson	0	2	0	0	0-0	0-0	0	12
Valerio	0	2	0	0	0-0	0-0	0	12
D. Walker	0	2	0	0	0-0	0-0	0	12
Collins	0	0	1	0	0-0	0-0	0	6
Greene	0	1	0	0	0-0	0-0	0	5
Hill	1	0	0	0	0-0	0-0	0	6
Martin	0	1	0	0	0-0	0-0	0	6
Vaughn	0	0	0	1	0-0	0-0	0	6
Thomas	0	0	0	0	0-0	0-0	1	2
CHIEFS TOTAL	12	20	1	1	30-30	25-30	2	319
Opp. Total	11	23	1	0	30-30	18-23	0	298

TWO-POINT CONVERSIONS	
CHIEFS TOTAL	3-4 (Allen, Birden, W. Davis)
Opp. Total	2-5

	FIELD GOALS					Total
	1-19	20-29	30-39	40-49	50+	
Elliott	3-3	15-17	4-6	3-4	0-0	25-30
CHIEFS TOTAL	3-3	15-17	4-6	3-4	0-0	25-30
Opp. Total	1-1	7-7	6-7	3-5	1-3	18-23

Elliott Field Goals: (24, 26wl, 22, 27) () (48, 19, 45) () (25, 25) (27wl, 19) (44wl, 49, 34, 27) (22) (19, 27) (27, 34) (22, 28) (32, 37wr, 23, 38) (22, 37blk) () (21) (22)

INTERCEPTIONS

	No.	Yds.	Avg.	LG	TD
Mincy	3	49	16.3	31	0
Collins	2	83	41.5	78t	1
Carter	2	24	12.0	24	0
White	2	0	0.0	0	0
Smith	1	41	41.0	41	0
Grow	1	21	21.0	21	0
Taylor	1	0	0.0	0	0
CHIEFS TOTAL	12	218	18.2	78t	1
Opp. Total	14	217	15.5	76t	1

PUNTING

	No.	Yds.	Avg	TB	In 20	LG	Blk.
Aguiar	85	3582	42.1	7	15	61	0
CHIEFS TOTAL	85	3582	42.1	7	15	61	0
Opp. Total	85	3822	45.0	10	28	64	0

PUNT RETURNS

	No.	FC	Yds.	Avg.	LG	TD
Hughes	27	9	192	7.1	43	0
Carter	16	4	124	7.8	42	0
CHIEFS TOTAL	43	13	316	7.3	43	0
Opp. Total	50	13	506	10.1	60	0

KICKOFF RETURNS

	No.	Yds.	Avg.	LG	TD
Dickerson	21	472	22.5	62	0
Vaughn	15	386	25.7	91t	1
Hughes	9	190	21.1	32	0
Penn	9	194	21.6	34	0
Anders	2	36	18.0	19	0
Booker	2	10	5.0	10	0
Bennett	1	12	12.0	12	0
CHIEFS TOTAL	55	1300	22.0	91t	1
Opp. Total	63	1447	21.9	41	0

CHIEFS INDIVIDUAL SINGLE-GAME BESTS

Passes Attempted	55 - Joe Montana at San Diego (10/9)
	Steve Bono at Miami (12/12)
Passes Completed	37 - Joe Montana at San Diego (10/9)
Passing Yards	393 - Joe Montana at Denver (10/17)
Touchdown Passes	3 - Joe Montana at Denver (10/17)
Pass Receptions	10 - J.J. Birden at Miami (12/12)
Pass Receiving Yards	131 - J.J. Birden at Miami (12/12)
TD Receptions	2 - J.J. Birden at Atlanta (9/18)
Rushing Yards	132 - Marcus Allen at L.A. Raiders (12/24)
Rushing Attempts	33 - Marcus Allen at L.A. Raiders (12/24)
Rushing Touchdowns	1 - 12 times
Combined Net Yards	251 - Jon Vaughn at Miami (12/12)
Interceptions Made	1 - 12 times
Int. Return Yds.	78 - Mark Collins at L.A. Raiders (12/24)
Punts	11 - Louie Aguiar vs. San Diego (11/13)
Punting Average	46.5 - Louie Aguiar vs. L.A. Rams (9/25)
Punt Returns	4 - Danan Hughes vs. San Diego (11/13)
	Dale Carter vs. San Diego (11/13)
Punt Return Yards	60 - Dale Carter at Seattle (11/27)
Kickoff Returns	8 - Jon Vaughn at Miami (12/12)
Kickoff Return Yards	251 - Jon Vaughn at Miami (12/12)
Field Goals Att.	4 - Lin Elliott at New Orleans (9/4)
	Lin Elliott vs. Seattle (10/23)
	Lin Elliott at Seattle (11/27)
Field Goals Made	3 - Lin Elliott at New Orleans (9/4), Lin Elliott at Atlanta (9/18), Lin Elliott vs. Seattle (10/23)

CHIEFS LONGEST PLAYS

Run From Scrimmage	36 - Marcus Allen vs. Seattle (10/23)
Touchdown Run	36 - Marcus Allen vs. Seattle (10/23)
Pass Play	62 - Bono to Davis vs. Denver (12/4)
Touchdown Pass	62 - Bono to Davis vs. Denver (12/4)
Interception Return	78t - Mark Collins at L.A. Raiders (12/24)
Punt Return	43 - Danan Hughes vs. San Francisco (9/11)
Kickoff Return	91t - Jon Vaughn at Miami (12/12)
Punt	61 - Louie Aguiar vs. San Francisco (9/11)
Field Goal	49 - Lin Elliott vs. Seattle (10/23)

1994 DEFENSIVE STATS

	Tkls.	Asst.	Total	Sacks/Yards	PR	FR	FF	INT	PD
Simien	65	34	99	0.0/0.0	1	2	0	0	0
White	46	51	97	0.0/0.0	0	0	0	2	5
Carter	50	44	94	0.0/0.0	0	0	1	2	15
Thomas	67	19	86	11.0/71.0	45	3	6	0	5
Jamison	53	27	80	1.0/4.0	0	3	2	0	0
Mincy	31	40	71	0.0/0.0	0	0	1	3	8
Collins	40	24	64	2.0/11.0	4	1	1	1	7
Whitmore	28	28	56	0.0/0.0	0	1	1	0	4
Phillips	36	10	46	3.0/10.0	41	1	2	0	0
Smith	37	6	43	11.5/89.0	34	1	5	1	5
Rogers	34	9	43	0.0/0.0	1	0	0	0	1
Taylor	19	21	40	0.0/0.0	1	1	0	1	9
Saleaumua	26	13	39	1.0/6.0	11	1	0	0	2
Mickell	31	6	37	7.0/26.5	41	1	4	0	1
Booker	18	6	24	0.5/4.5	9	2	2	0	1
Fields	13	5	18	0.0/0.0	1	1	1	0	2
Terry	11	7	18	0.0/0.0	3	3	0	0	0
McDaniels	13	3	16	2.0/11.0	8	1	1	0	1
Kragen	14	1	15	0.0/0.0	3	0	0	0	0
Anderson	9	5	14	0.0/0.0	0	1	0	0	4
Manusky	9	2	11	0.0/0.0	1	0	0	0	1
Grow	6	4	10	0.0/0.0	0	0	1	1	1
Waldrop	1	0	1	0.0/0.0	0	0	1	0	0
Williams	1	0	1	0.5/1.0	1	0	0	0	0

Touchdown (1): Mark Collins (78-yard INT return vs. L.A. Raiders, 12/24)

PR = Pressure

FR = Fumble Recovery

FF = Forced Fumble

INT = Interception

PD = Pass Defensed

1994 SPECIAL TEAMS STATISTICS

Touchdown (1): Jon Vaughn (91-yard kickoff return vs. Miami, 12/12)

Forced Fumbles (2): Tracy Rogers (vs. Seattle, 10/23)

Monty Grow (vs. San Diego, 11/13)

Fumble Recoveries (4): Greg Manusky (vs. Denver, 10/17)

Mark Collins (vs. Seattle, 10/23)

Kimble Anders (vs. Seattle, 10/23)

Lin Elliott (vs. San Diego, 11/13)

Blocked Field Goal (1): Neil Smith (vs. Atlanta, 9/18)

SPECIAL TEAMS TACKLE LEADERS

	TKLS	ASST	TOTAL
Manusky	22	1	23
Grow	21	2	23
Rogers	19	2	21
Hughes	14	2	16
Fields	9	3	12
Anderson	8	2	10
A. Davis	7	0	7
Collins	6	0	6
Dickerson	5	1	6
Anders	5	0	5
Mincy	5	0	5
Johnson	4	0	4
McDaniels	4	0	4
Bennett	2	2	4
Whitmore	3	0	3
Terry	2	1	3
Carter	2	0	2
Aguiar	2	0	2
Elliott	2	0	2
Valerio	2	0	2
Williams	0	2	2
Gay	1	0	1
Hamilton	1	0	1
Hill	1	0	1
Stowers	1	0	1
Jones	1	0	1
B. Walker	1	0	1
Ale	1	0	1
Watson	1	0	1
Cash	1	0	1
Vaughn	0	1	1
Taylor	0	1	1

1994 PLAYOFF RESULTS (0-1)

DATE	OPPONENT	SCORE	SITE	ATTENDANCE
12/31 Miami Dolphins	L 17-27	Joe Robbie	67,487

1994 PLAYOFF STATISTICS

	CHIEFS	OPP.
TOTAL FIRST DOWNS	24	22
Rushing	7	7
Passing	17	13
Penalty	0	2
3rd Down: Made/Att.	4/9	8/14
3rd Down Pct.	44.4	57.1
4th Down: Made/Att.	1/2	1/1
4th Down Pct.	50.0	100.0
TOTAL NET YARDS	414	381
Avg. Per Game	414.0	381.0
Total Plays	60	61
Avg. Per Play	6.9	6.2
NET YARDS RUSHING	100	132
Avg. Per Game	100.0	132.0
Total Rushes	23	31
NET YARDS PASSING	314	249
Avg. Per Game	314.0	249.0
Tackled/Yards Lost	0/0	1/8
Gross Yards	314	257
Attempts/Completions	37/26	29/22
Pct. of Completions	70.3	75.9
Had Intercepted	1	0
PUNTS/AVERAGE	2/40.0	3/43.3
Net Punting Average	2/40.0	3/34.3
PENALTIES/YARDS	4/15	6/50
FUMBLES/BALL LOST	3/1	0/0
TOUCHDOWNS	2	3
Rushing	0	1
Passing	2	2
Defensive/Kicking Game	0/0	0/0
TIME OF POSSESSION	27:30	32:30

SCORE BY PERIODS	1	2	3	4	OT	Total
CHIEFS TOTAL	14	3	0	0	0	17
Opp. Total	7	10	10	0	0	27

SCORING								
	TDR	TDP	TDD	TDK	PAT	FG	S	TP
Anders	0	1	0	0	0-0	0-0	0	6
D. Walker	0	1	0	0	0-0	0-0	0	6
Elliott	0	0	0	0	2-2	1-1	0	5
CHIEFS TOTAL	0	2	0	0	2/2	1/1	0	17
Opp. Total	1	2	0	0	3/3	2/2	0	27

TWO-POINT CONVERSIONS	
CHIEFS TOTAL	0-0
Opp. Total	0-0

FIELD GOALS						
	1-19	20-29	30-39	40-49	50+	Total
Elliott	0-0	1-1	0-0	0-0	0-0	1-1
CHIEFS TOTAL	0-0	1-1	0-0	0-0	0-0	1-1
Opp. Total	0-0	0-0	0-0	2-2	0-0	2-2

PASSING							
	Att.	Cmp.	Yds.	Pct.	TD	Int.	LG Rating
Montana	37	26	314	70.3	2	1	57t 102.8
CHIEFS TOTAL	37	26	314	70.3	2	1	57t 102.8
Opp. Total	29	22	257	75.9	2	0	26 125.2

PASS RECEIVING

	No.	Yds.	Avg.	LG	TD
Anders	6	103	17.2	57t	1
Allen	5	49	9.8	16	0
Birden	4	56	14.0	21	0
Cash	3	38	12.7	22	0
D. Walker	3	27	9.0	15	1
Dawson	3	21	7.0	9	0
Hill	1	11	11.0	11	0
W. Davis	1	9	9.0	9	0
CHIEFS TOTAL	26	314	12.1	57t	2
Opp. Total	22	257	11.7	26	2

RUSHING

	No.	Yds.	Avg.	LG	TD
Allen	14	64	4.6	11	0
Anders	5	17	3.4	7	0
Hill	2	14	7.0	12	0
Montana	2	5	2.5	7	0
CHIEFS TOTAL	23	100	4.3	12	0
Opp. Total	31	132	4.3	23	1

INTERCEPTIONS

	No.	Yds.	Avg.	LG	TD
CHIEFS TOTAL	0	0	0.0	0	0
Opp. Total	1	24	24.0	24	0

PUNTING

	No.	Yds.	Avg	TB	In 20	LG	Blk.
Aguiar	2	80	40.0	0	2	52	0
CHIEFS TOTAL	2	80	40.0	0	2	52	0
Opp. Total	3	180	43.3	1	0	48	0

PUNT RETURNS

	No.	FC	Yds.	Avg.	LG	TD
Carter	1	0	7	7.0	7	0
CHIEFS TOTAL	1	0	7	7.0	7	0
Opp. Total	0	2	0	0.0	0	0

KICKOFF RETURNS

	No.	Yds.	Avg.	LG	TD
Vaughn	4	67	16.8	24	0
Hughes	1	14	14.0	14	0
CHIEFS TOTAL	5	81	16.2	24	0
Opp. Total	3	95	31.7	38	0

Elliott Field Goals: (21)

1994 DEFENSIVE STATS / PLAYOFFS

	Tkls.	Asst.	Total	Sacks/Yards	PR	FR	FF	INT	PD
White	7	1	8	0.0/0.0	—	0	0	0	0
Collins	6	1	7	0.0/0.0	—	0	0	0	0
Thomas	5	1	6	1.0/8.0	—	0	0	0	0
Carter	5	0	5	0.0/0.0	—	0	0	0	0
Mickell	5	0	5	0.0/0.0	—	0	0	0	0
Mincy	5	0	5	0.0/0.0	—	0	0	0	0
Saleaumua	3	1	4	0.0/0.0	—	0	0	0	0
Booker	3	0	3	0.0/0.0	—	0	0	0	0
Jamison	2	0	2	0.0/0.0	—	0	0	0	0
Simien	1	1	2	0.0/0.0	—	0	0	0	0
Anderson	1	0	1	0.0/0.0	—	0	0	0	1
Manusky	1	0	1	0.0/0.0	—	0	0	0	0
Rogers	1	0	1	0.0/0.0	—	0	0	0	0
Szott	1	0	1	0.0/0.0	—	0	0	0	0
Terry	1	0	1	0.0/0.0	—	0	0	0	0
Whitmore	1	0	1	0.0/0.0	—	0	0	0	0
Grow	0	1	1	0.0/0.0	—	0	0	0	0
Phillips	0	1	1	0.0/0.0	—	0	0	0	0



IN THE **real world,**

THEY DRINK THE **real stuff.**



1994 Game-By-Game Offense

	S.F.	@Atl.	Rams	@S.D.	@Den.	Sea.	@Buf.	Rai.	S.D.	Cle.	@Sea.	Den.	@Mia.	Hou.	@Rai.
FIRST DOWNS															
Total	18	22	17	20	26	24	16	11	15	23	18	17	26	17	25
Rushing	7	6	5	2	4	10	2	6	5	8	6	6	6	5	11
Passing	11	16	11	18	21	14	14	4	10	10	12	11	19	11	13
Penalty	0	0	1	0	1	0	0	1	1	5	0	0	1	1	1
THIRD DOWNS															
Attempts	17	9	12	15	17	13	13	17	20	16	19	14	14	13	15
Converted	9	3	5	5	9	5	4	4	4	5	7	6	7	6	9
TOTAL OFFENSE															
Net Yards	292	427	242	359	483	477	266	252	249	287	312	401	398	363	422
Plays	64	62	59	75	78	71	66	61	75	72	77	62	71	58	70
Avg./Play	4.6	6.9	4.1	4.8	6.2	6.7	4.0	4.1	3.3	4.0	4.1	6.5	5.6	6.3	6.0
RUSHING															
Net Yards	98	66	76	64	90	172	87	93	84	134	115	78	84	135	204
Attempts	32	23	21	18	24	37	27	31	27	37	29	25	16	30	44
Avg./Att.	3.1	2.9	3.6	3.6	3.8	4.6	3.2	3.0	3.3	3.6	4.0	3.1	5.3	4.5	4.6
PASSING															
Net Yards	194	361	166	295	393	305	179	159	165	153	197	323	314	228	218
Attempts	31	39	37	55	54	33	35	28	46	33	47	37	55	27	25
Completions	19	28	18	37	34	23	18	17	20	19	26	18	33	16	16
Intercepted	0	2	3	1	1	0	2	0	2	0	0	0	3	0	0
Times Sacked	1	1	1	2	0	1	4	2	2	2	1	0	0	1	1
Yards Lost	9	0	9	15	0	6	23	14	13	16	5	0	0	7	10
FUMBLES															
Number	1	2	1	1	1	1	3	0	1	1	2	2	1	0	1
Lost	0	2	0	1	1	0	3	0	0	0	2	1	0	0	1
SCORING															
Points	24	30	0	6	31	38	10	13	13	20	9	17	28	31	19
TD Rushing	1	1	0	0	1	1	1	0	1	1	0	1	1	2	0
TD Passing	2	2	0	0	3	3	0	1	0	0	0	0	2	2	1
TD Returns	0	0	0	0	0	0	0	0	0	0	0	0	1	0	1
FG Attempts	0	3	0	2	2	4	1	2	2	2	4	2	0	1	1
FG Made	0	3	0	2	1	3	1	2	2	2	3	1	0	1	1

1994 Game-By-Game Defense

	S.F.	@Atl.	Rams	@S.D.	@Den.	Sea.	@Buf.	Rai.	S.D.	Cle.	@Sea.	Den.	@Mia.	Hou.	@Rai.
FIRST DOWNS															
Total	23	21	17	18	21	16	17	15	13	15	12	26	23	16	14
Rushing	7	7	8	8	5	9	6	3	3	4	4	10	8	6	2
Passing	14	12	7	9	13	6	8	9	9	9	8	13	14	8	10
Penalty	2	2	2	1	3	1	3	3	1	2	0	3	1	2	2
THIRD DOWNS															
Attempts	11	12	15	10	13	15	14	15	17	14	16	21	10	11	10
Converted	6	4	7	2	6	6	5	5	5	2	3	12	5	3	5
TOTAL OFFENSE															
Net Yards	381	384	357	322	330	263	357	248	241	239	266	393	385	217	272
Plays	64	67	64	55	62	62	62	63	64	65	63	64	61	58	47
Avg./Play	6.0	5.7	5.6	5.9	5.3	4.2	5.8	3.9	3.8	3.7	4.2	4.7	6.3	3.7	5.8
RUSHING															
Net Yards	110	100	155	151	97	167	177	100	54	94	59	123	144	119	53
Attempts	26	19	42	30	27	29	39	25	26	27	26	43	31	29	16
Avg./Att.	4.2	5.3	3.7	5.9	3.6	5.8	4.5	4.0	2.1	3.5	2.3	2.9	4.6	4.1	3.3
PASSING															
Net Yards	271	284	202	171	233	96	180	148	187	145	207	270	241	98	219
Attempts	34	45	21	25	29	30	22	33	36	37	35	36	30	26	29
Completions	24	29	13	16	18	15	14	17	21	14	18	24	21	15	16
Intercepted	2	2	0	0	0	0	0	2	1	1	0	0	0	1	1
Times Sacked	4	3	1	0	6	3	1	5	2	1	2	5	0	3	2
Yards Lost	17	15	5	0	30	30	4	24	19	7	11	29	0	18	11
FUMBLES															
Number	2	4	1	1	5	2	1	2	5	4	1	1	0	4	1
Lost	2	4	0	1	3	2	0	1	3	3	0	1	0	4	0
SCORING															
Points	17	10	16	20	28	23	44	3	14	13	10	20	45	9	9
TD Rushing	1	0	0	1	2	1	1	0	0	0	1	1	3	0	0
TD Passing	1	1	1	1	2	2	4	0	2	2	0	1	2	1	1
TD Returns	0	0	0	0	0	0	0	0	0	0	0	0	1	0	0
FG Attempts	2	2	3	2	0	0	3	3	0	0	1	2	1	1	1
FG Made	1	1	3	2	0	0	3	1	0	0	1	2	1	1	1

1994 INDIVIDUAL GAME-BY-GAME STATS

RUSHING:		ALLEN		HILL		ANDERS			
Date	Opp.	No-Yds-Lg-TD	No-Yds-Lg-TD	No-Yds-Lg-TD	No-Yds-Lg-TD	No-Yds-Lg-TD	No-Yds-Lg-TD		
9/4	@NO	17- 82-13- 1	16- 51-16- 0	5- 15- 6- 0					
9/11	SF	20- 69-12- 1	4- 12- 7- 0	4- 8- 4- 0					
9/18	@Atl	8- 11- 3- 0	8- 28- 9- 0	3- 14- 7- 0					
9/25	RAM	15- 59- 8- 0	1- 3- 3- 0	3- 14- 9- 0					
10/9	@SD	10- 17- 6- 0	5- 45-20- 0	3- 2- 3- 0					
10/17	@Den	16- 63-10- 1	6- 16- 9- 0	2- 11-14- 0					
10/23	SEA	14- 77-36t- 1	17- 74-10- 0	1- 6- 6- 0					
10/30	@Buf	8- 27- 9t- 1	10- 34- 9- 0	3- 13- 6- 0					
11/6	RAI	15- 62-21- 0	10- 16- 5- 0	2- 6- 6- 0					
11/13	SD	Inact./Knee	12- 38-17- 0	13- 40-19- 1					
11/20	CLE	Inact./Knee	12- 66-19- 0	9- 26- 7- 1					
11/27	@Sea	Inact./Knee	13- 38- 6- 0	8- 35-14- 0					
12/4	DEN	16- 49-10- 1	3- 17-11- 0	1- 3- 3- 0					
12/12	@Mia	7- 19- 6- 1	2- 22-12- 0	3- 22-13- 0					
12/18	HOU	10- 42- 7- 0	14- 63-12- 1	1- 7- 7- 0					
12/24	@Rai	33-132-14- 0	8- 51-14- 0	1- 9- 9- 0					
RUSHING:		BENNETT		MONTANA		BONO			
Date	Opp.	No-Yds-Lg-TD	No-Yds-Lg-TD	No-Yds-Lg-TD	No-Yds-Lg-TD	No-Yds-Lg-TD	No-Yds-Lg-TD		
9/4	@NO	0- 0- 0- 0	2-(-2)-(-1)- 0	Did Not Play					
9/11	SF	1- 3- 3- 0	3- 6- 8- 0	Did Not Play					
9/18	@Atl	2- 7- 4t- 1	2- 6- 7- 0	Did Not Play					
9/25	RAM	1- 0- 0- 0	1- 0- 0- 0	Did Not Play					
10/9	@SD	0- 0- 0- 0	0- 0- 0- 0	Did Not Play					
10/17	@Den	0- 0- 0- 0	0- 0- 0- 0	Did Not Play					
10/23	SEA	3- 7- 4- 0	0- 0- 0- 0	1-(-1)-(-1)- 0					
10/30	@Buf	4- 14- 8- 0	2-(-1)- 0- 0	0- 0- 0- 0					
11/6	RAI	0- 0- 0- 0	4- 9-13- 0	Did Not Play					
11/13	SD	2- 6- 4- 0	0- 0- 0- 0	Did Not Play					
11/20	CLE	11- 41-13- 0	4-(-1)- 1- 0	Did Not Play					
11/27	@Sea	8- 42-17- 0	0- 0- 0- 0	0- 0- 0- 0					
12/4	DEN	4- 10- 6- 0	Inact./Foot	1-(-1)-(-1)- 0					
12/12	@Mia	3- 19- 9- 0	DNP/Foot	1- 2- 2- 0					
12/18	HOU	5- 23-12t- 1	0- 0- 0- 0	0- 0- 0- 0					
12/24	@Rai	IR/Knee	0- 0- 0- 0	1-(-1)-(-1)- 0					
PASSING:		MONTANA				BONO			
Date	Opp.	A-	C-	Yds-Lg-TD-I	A-	C-	Yds-Lg-TD-I	A-	C-
9/4	@NO	33-24-315-42- 2- 0			Did Not Play				
9/11	SF	31-19-203-38- 2- 0			Did Not Play				
9/18	@Atl	39-28-361-35- 2- 2			Did Not Play				
9/25	RAM	37-18-175-26- 0- 3			Did Not Play				
10/9	@SD	55-37-310-25- 0- 1			Did Not Play				
10/17	@Den	54-34-393-26- 3- 1			Did Not Play				
10/23	SEA	31-21-270-46- 2- 0			2- 2- 41-32t- 1- 0				
10/30	@Buf	20-12-124-17- 0- 0			10- 5- 65-20- 0- 1				
11/6	RAI	28-17-173-57t- 1- 0			Did Not Play				
11/13	SD	46-20-178-24- 0- 2			Did Not Play				
11/20	CLE	33-19-169-18- 1- 0			Did Not Play				
11/27	@Sea	35-19-163-23- 0- 0			12- 7- 39-14- 0- 0				
12/4	DEN	Inact./Foot			37-18-323-62t- 1- 0				
12/12	@Mia	DNP/Foot			55-33-314-22t- 2- 3				
12/18	HOU	27-16-235-50- 2- 0			0- 0- 0- 0- 0- 0				
12/24	@Rai	24-15-214-47t- 1- 0			1- 1- 14-14- 0- 0				
RECEIVING:		ANDERS		W. DAVIS		BIRDEN			
Date	Opp.	No-Yds-Lg-TD	No-Yds-Lg-TD	No-Yds-Lg-TD	No-Yds-Lg-TD	No-Yds-Lg-TD	No-Yds-Lg-TD		
9/4	@NO	5- 49-14- 0	7-109-42- 1	1- 18-18- 0					
9/11	SF	7- 35- 8- 0	4- 59-20- 0	1- 25-25- 0					
9/18	@Atl	1- 5- 5- 0	6- 78-23- 0	7- 99-34t- 2					
9/25	RAM	4- 28-10- 0	5- 74-26- 0	3- 39-15- 0					
10/9	@SD	7- 46-13- 0	3- 19-12- 0	7- 72-20- 0					
10/17	@Den	6- 56-19- 0	7- 88-26- 1	2- 31-25- 1					
10/23	SEA	5- 33- 9t- 1	4- 78-46- 0	1- 8- 8- 0					
10/30	@Buf	1- 10-10- 0	2- 29-16- 0	Inact./Back					
11/6	RAI	4- 24-13- 0	3- 26-11- 0	Inact./Back					
11/13	SD	6- 42-18- 0	0- 0- 0- 0	Inact./Back					
11/20	CLE	2- 15-11- 0	Inact./Knee	2- 14- 8- 0					
11/27	@Sea	5- 43-14- 0	Inact./Knee	3- 28-12- 0					
12/4	DEN	0- 0- 0- 0	3-107-62t- 1	7-101-44- 0					
12/12	@Mia	3- 27-16- 0	3- 39-15t- 1	10-131-22t- 1					
12/18	HOU	5- 39-20- 0	1- 33-33- 0	2- 45-30- 0					
12/24	@Rai	6- 73-30- 0	3- 83-47t- 1	2- 26-13- 0					

RECEIVING:		ALLEN	DAWSON	D. WALKER
Date	Opp.	No-Yds-Lg-TD	No-Yds-Lg-TD	No-Yds-Lg-TD
9/4	@NO	3- 16- 8- 0	3- 70-34- 0	Inactive
9/11	SF	2- 45-38- 0	0- 0- 0- 0	1- 2- 2- 0
9/18	@Atl	3- 22-11- 0	2- 52-35- 0	1- 21-21- 0
9/25	RAM	2- 6- 3- 0	Inact./Should.	1- 8- 8- 0
10/9	@SD	9- 83-25- 0	Inact./Should.	5- 49-13- 0
10/17	@Den	5- 49-16- 0	Inact./Should.	8- 98-23- 0
10/23	SEA	2- 17-10- 0	5- 93-25- 1	3- 29-14- 0
10/30	@Buf	3- 18-15- 0	6- 74-17- 0	0- 0- 0- 0
11/6	RAI	5- 30-18- 0	1- 3- 3- 0	4- 90-57- 1
11/13	SD	Inact./Knee	2- 35-24- 0	1- 12-12- 0
11/20	CLE	Inact./Knee	2- 18-15- 0	2- 5- 3- 0
11/27	@Sea	Inact./Knee	8- 66-23- 0	4- 25-10- 0
12/4	DEN	2- 12- 6- 0	Inact./Knee	0- 0- 0- 0
12/12	@Mia	5- 49-20- 0	3- 25-12- 0	2- 12- 8- 0
12/18	HOU	1- 2- 2- 0	5-101-50- 1	2- 15-10- 0
12/24	@Rai	0- 0- 0- 0	0- 0- 0- 0	2- 16-11- 0

1994 PLAYER PARTICIPATION

PLAYER	GP	GS	INJ	PLAYER	GP	GS	INJ
Aguiar	16	0	0	Manusky	16	2	0
Ale	2	0	14	Matthews	0	0	16
Allen	13	13	3	McDaniels	12	3	3
Alt	13	13	3	Martin	10	1	0
Anders	16	13	0	Mickell	16	13	0
Anderson	15	1	0	Mincy	16	7	0
Bennett	15	0	1	Montana	14	14	2
Birden	13	13	3	Newton	0	0	16
Blundin	1	0	0	Penn	8	0	0
Bono	7	2	0	Phillips	16	16	0
Booker	13	0	1	Rogers	14	3	2
Carter	16	16	0	Saleaumua	14	14	2
Cash	6	5	10	Shields	16	16	0
Collins	14	13	2	Siglar	16	8	0
Davis, A.	5	0	0	Simien	15	15	0
Davis, W.	14	13	2	Smith	14	13	2
Dawson	12	6	4	Stowers	1	0	0
Dickerson	9	0	7	Szott	16	16	0
Elliott	16	0	0	Taylor	16	4	0
Fields	11	2	5	Terry	10	1	6
Gay	2	0	0	Thomas	16	15	0
Graham	16	11	0	Valerio	16	1	0
Greene	7	2	0	Vaughn	3	0	0
Grow	15	0	0	Villa	14	0	1
Grunhard	16	16	0	Waldrop	4	0	0
Hamilton	2	0	0	Walker, B.	3	0	0
Hill	16	1	0	Walker, D.	15	11	0
Hughes	16	0	0	Watson	1	0	15
Jamison	13	12	3	White	15	14	1
Johnson	7	1	0	Whitmore	12	10	4
Jones	1	0	4	Williams	6	0	0
Knapp	2	0	0	Woolfork	0	0	0
Kragen	16	2	0	Young	2	0	8

IMPORTANT DATES

July 23	Training Camp Opens (River Falls, WI)
July 28-29	Practices with New Orleans Saints (River Falls, WI)
August 2	Family Fun Night (River Falls, WI)
August 4-7	First Preseason Weekend
August 15	Practices with Minnesota Vikings (Mankato, MN)
August 22	Roster cutdown to 60 players
August 27	Roster cutdown to 53 players on Active/Inactive list
August 28	Clubs may establish a five-man Practice Squad
September 3-4	Regular Season Opens
October 10	Trading Deadline
December 23-25	Final Regular Season Weekend
December 26	Clubs may begin signing free agents for 1996 season

1994 GAME SUMMARIES

GAME 1

CHIEFS 30, New Orleans 17

September 4, 1994

Louisiana Superdome 69,362

KANSAS CITY	7	10	3	10	—	30
NEW ORLEANS	0	3	7	7	—	17

CHIEFS – Davis, 11-yard pass from Montana (Elliott kick) (15-80, 7:23).

CHIEFS – Allen, 1-yard run (Elliott kick) (6-59, 3:19).

SAINTS – Andersen, 48-yard field goal (8-43, 4:47).

CHIEFS – Elliott, 24-yard field goal (14-74, 7:29).

SAINTS – Walls, 13-yard pass from Everett (Andersen kick) (6-80, 2:56).

CHIEFS – Elliott, 22-yard field goal (15-75, 5:52).

CHIEFS – Cash, 2-yard pass from Montana (Elliott kick) (2-25, 0:27).

CHIEFS – Elliott, 27-yard field goal (9-76, 4:27).

SAINTS – Brown, 14-yard pass from Everett (Andersen kick) (8-78, 3:02).

Team Statistics	Saints	Chiefs
First Downs	22	28
Total Net Yards	349	460
Rushes/Net Yards	11/37	43/152
Net Passing	312	308
Pass Attempts/Completions	37/26	26/18
Had Intercepted	2	0
Times Sacked/Yards	1/14	1/7
Punts/Average	3/40.3	1/35.0
Penalties/Yards	7/44	8/52
Fumbles/Lost	2/2	1/0
Possession Time	22:57	37:03

RUSHING

CHIEFS – Allen 17-82 1 TD; Hill 16-51; Anders 5-15; Bennett 2-6; Montana 2-(-2); Dickerson 1-0.

SAINTS – Brown 9-35; Bates 2-2.

RECEIVING

CHIEFS – Davis 7-109 1 TD; Cash 5-53 1 TD; Anders 5-49; Dawson 3-70; Allen 3-16; Birden 1-18.

SAINTS – Early 8-101; Haynes 5-71; Brown 4-57 1 TD; Small 4-43; Walls 3-44 1 TD; I. Smith 1-6; Neal 1-4.

PASSING

CHIEFS – Montana 24-33-315 2 TDs.

SAINTS – Everett 26-37-326 2 TDs 2 INTs.

INTERCEPTIONS

CHIEFS – N. Smith 1-41; Taylor 1-0.

SAINTS – None.

SACKS

CHIEFS – N. Smith 1.

SAINTS – Connor 1.

GAME 2

CHIEFS 24, San Francisco 17

September 11, 1994

Arrowhead Stadium 79,907

SAN FRANCISCO	0	14	0	3	—	17
KANSAS CITY	7	2	15	0	—	24

CHIEFS – Valerio, 1-yard pass from Montana (Elliott kick) (11-67, 5:44).

49ERS – B. Jones, 5-yard pass from Young (Brien kick) (8-70, 3:38).

49ERS – Logan, 1-yard run (Brien kick) (10-55, 4:42).

CHIEFS – Safety, Thomas tackled Young in end zone.

CHIEFS – Cash, 8-yard pass from Montana (Birden-Montana, pass) (8-57, 3:38).

CHIEFS – Allen, 4-yard run (Elliott kick) (4-17, 1:25).

49ERS – Brien, 19-yard field goal (12-78, 5:52).

Team Statistics	49ers	Chiefs
First Downs	23	18
Total Net Yards	381	292
Rushes/Net Yards	26/110	32/98
Net Passing	271	194

Pass Attempts/Completions	34/24	31/19
Had Intercepted	2	0
Times Sacked/Yards	4/17	1/9
Punts/Average	2/54.5	7/45.9
Penalties/Yards	9/73	6/70
Fumbles/Lost	2/2	1/0
Possession Time	31:29	28:31

RUSHING

CHIEFS – Allen 20-69 1 TD; Hill 4-12; Anders 4-8; Montana 3-6; Bennett 1-3.

49ERS – Watters 14-59; Young 5-20; Carter 1-18; Logan 5-16 1 TD; Taylor 1-(-3).

RECEIVING

CHIEFS – Anders 7-35; Davis 4-59; Cash 3-36 1 TD; Allen 2-45; Birden 1-25; Walker 1-2; Valerio 1-1 1 TD.

49ERS – B. Jones 6-69 1 TD; Watters 6-64; Rice 5-78; Taylor 3-45; Logan 3-22; Singleton 1-10.

PASSING

CHIEFS – Montana 19-31-203 2 TDs.

49ERS – Young 24-34-288 1 TD 2 INTs.

INTERCEPTIONS

CHIEFS – Mincy 1-31; White 1-0.

49ERS – None.

SACKS

CHIEFS – Thomas 3; Collins 1.

49ERS – Dent 1.

GAME 3

CHIEFS 30, Atlanta 10
 September 18, 1994
 Georgia Dome 67,357

KANSAS CITY	7	3	7	13	—	30
ATLANTA	0	0	3	7	—	10

CHIEFS – Birden, 13-yard pass from Montana (Elliott kick) (4-28, 1:58).

CHIEFS – Elliott, 48-yard field goal (6-9, 2:55).

CHIEFS – Bennett, 4-yard run (Elliott kick) (10-69, 6:19).

FALCONS – N. Johnson, 33-yard field goal (4-7, 1:32).

CHIEFS – Elliott, 19-yard field goal (6-60, 3:49).

CHIEFS – Elliott, 45-yard field goal (6-19, 2:32).

FALCONS – Rison, 25-yard pass from George (N. Johnson kick) (5-83, 2:20).

CHIEFS – Birden, 34-yard pass from Montana (Elliott kick) (4-67, 2:16).

Team Statistics	Falcons	Chiefs
First Downs	21	22
Total Net Yards	384	427
Rushes/Net Yards	19/100	23/66
Net Passing	284	361
Pass Attempts/Completions	45/29	39/28
Had Intercepted	2	2
Times Sacked/Yards	3/15	0/0
Punts/Average	3/46.7	2/36.0
Penalties/Yards	10/77	14/99
Fumbles/Lost	4/4	2/2
Possession Time	28:54	31:06

RUSHING

CHIEFS – Hill 8-28; Anders 3-14; Allen 8-11; Bennett 2-7 1 TD; Montana 2-6.

FALCONS – Pegram 14-74; Heyward 3-16; George 1-8; Emanuel 1-2.

RECEIVING

CHIEFS – Birden 7-99 2 TDs; Cash 7-73; Davis 6-78; Allen 3-22; Dawson 2-52; Walker 1-21; Hill 1-11; Anders 1-5.

FALCONS – Mathis 13-132; Sanders 9-72; Rison 3-72 1 TD; Pegram 2-0; Emanuel 1-19; Heyward 1-13.

PASSING

CHIEFS – Montana 28-39-361 2 TDs 2 INTs.

FALCONS – George 29-45-299 1 TD 2 INTs.

INTERCEPTIONS

CHIEFS – Carter 1-24; Grow 1-21.

FALCONS – Clark 1-2; D. Johnson 1-0.

SACKS

CHIEFS – Thomas 1; Smith 1; Saleaumua 1.

FALCONS – None.

GAME 4

L.A. Rams 16, CHIEFS 0
 September 25, 1994
 Arrowhead Stadium 78,184

L.A. RAMS	13	0	3	0	—	16
KANSAS CITY	0	0	0	0	—	0

RAMS – Zendejas, 29-yard field goal (13-54, 5:58).

RAMS – Anderson, 72-yard pass from Chandler (Zendejas kick) (2-72, 0:46).

RAMS – Zendejas, 23-yard field goal (5-15, 1:17).

RAMS – Zendejas, 28-yard field goal (9-39, 4:56).

Team Statistics	Rams	Chiefs
First Downs	17	17
Total Net Yards	357	242
Rushes/Net Yards	42/155	21/76
Net Passing	202	166
Pass Attempts/Completions	21/13	37/18
Had Intercepted	0	3
Times Sacked/Yards	1/5	1/9
Punts/Average	4/52.5	4/46.5
Penalties/Yards	9/75	6/30
Fumbles/Lost	1/0	1/0
Possession Time	34:07	25:53

RUSHING

CHIEFS – Allen 15-59; Anders 3-14; Hill 1-3; Bennett 1-0; Montana 1-0.

RAMS – Bettis 35-132; Chandler 5-11; Anderson 1-11; Lang 1-1.

RECEIVING

CHIEFS – Davis 5-74; Anders 4-28; Birden 3-39; Cash 2-11; Allen 2-6; Hughes 1-9; Walker 1-8.

RAMS – Hester 3-52; Drayton 3-20; Anderson 2-83 1 TD; Bettis 2-24; Bailey 2-16; Bruce 1-12.

PASSING

CHIEFS – Montana 18-37-175 3 INTs.

RAMS – Chandler 13-21-207 1 TD.

INTERCEPTIONS

CHIEFS – None.

RAMS – Pope 1-15; Lyle 1-0; Phifer 1-0.

SACKS

CHIEFS – Phillips 1.

RAMS – Gilbert 1.

GAME 5

San Diego 20, CHIEFS 6
 October 9, 1994
 Jack Murphy Stadium 62,923

KANSAS CITY	0	3	0	3	—	6
SAN DIEGO	3	10	0	7	—	20

CHARGERS – Carney, 23-yard field goal (11-47, 5:21).

CHIEFS – Elliott, 25-yard field goal (14-63, 6:51).

CHARGERS – Carney, 32-yard field goal (6-64, 3:00).

CHARGERS – Means, 9-yard run (Carney kick) (5-43, 2:18).

CHIEFS – Elliott, 25-yard field goal (10-62, 4:17).

CHARGERS – Seay, 5-yard pass from Humphries (Carney kick) (9-77, 5:25).

Team Statistics	Chargers	Chiefs
First Downs	18	20
Total Net Yards	322	359
Rushes/Net Yards	30/151	18/64
Net Passing	171	295
Pass Attempts/Completions	25/16	55/37
Had Intercepted	0	1
Times Sacked/Yards	0/0	2/15
Punts/Average	5/41.8	5/44.8
Penalties/Yards	1/5	8/49
Fumbles/Lost	1/1	1/1
Possession Time	29:25	30:35

RUSHING

CHIEFS – Hill 5-45; Allen 10-17; Anders 3-2.

CHARGERS – Means 19-125 1 TD; Bieniemy 8-22; Humphries 2-5; Harmon 1-(-1).

RECEIVING

CHIEFS – Allen 9-83; Birden 7-72; Anders 7-46; D. Walker 5-49; Davis 3-19; Hill 3-17; Cash 2-19; Penn 1-5.

CHARGERS – Seay 6-38 1 TD; Means 3-21; Jefferson 2-28; D. Young 2-27; Martin 1-48; Pupunu 1-5; Harmon 1-4.

PASSING

CHIEFS – Montana 37-55-310 1 INT.

CHARGERS – Humphries 16-25-171 1 TD.

INTERCEPTIONS

CHIEFS – None.

CHARGERS – Gordon 1-23.

SACKS

CHIEFS – None.

CHARGERS – Mims 1; Young 1.

GAME 6

CHIEFS 31, Denver 28
October 17, 1994
Mile High Stadium 75,151

KANSAS CITY	0	14	7	10	—	31
DENVER	0	14	7	7	—	28

BRONCOS – L. Russell, 12-yard run (Elam kick) (3-21, 0:58).

CHIEFS – Allen, 7-yard run (Elliott kick) (8-45, 3:47).

BRONCOS – Miller, 27-yard pass from Elway (Elam kick) (7-60, 3:22).

CHIEFS – Birden, 6-yard pass from Montana (Elliott kick) (9-62, 2:23).

CHIEFS – Valerio, 4-yard pass from Montana (Elliott kick) (10-76, 4:58).

BRONCOS – Evans, 20-yard pass from Elway (Elam kick) (8-73, 4:46).

CHIEFS – Elliott, 19-yard field goal (7-67, 3:23).

BRONCOS – Elway, 4-yard run (Elam kick) (6-39, 1:12).

CHIEFS – Davis, 5-yard pass from Montana (Elliott kick) (9-75, 1:21).

Team Statistics	Broncos	Chiefs
First Downs	21	26
Total Net Yards	330	483
Rushes/Net Yards	27/97	24/90
Net Passing	233	393
Pass Attempts/Completions	29/18	54/34
Had Intercepted	0	1
Times Sacked/Yards	6/30	0/0
Punts/Average	7/39.9	4/46.0
Penalties/Yards	10/65	14/101
Fumbles/Lost	5/3	1/1
Possession Time	27:56	32:04

RUSHING

CHIEFS – Allen 16-63 1 TD; Hill 6-16; Anders 2-11.

BRONCOS – L. Russell 14-41 1 TD; Elway 6-38 1 TD; Milburn 3-17; Miller 1-3; Clark 2-(-2).

RECEIVING

CHIEFS – Walker 8-98; Davis 7-88 1 TD; Anders 6-56; Allen 5-49; Greene 3-43; Birden 2-31 1 TD; Hill 2-24; Valerio 1-4 1 TD.

BRONCOS – Miller 5-99 1 TD; Sharpe 4-50; Milburn 3-56; L. Russell 3-10; Evans 2-34 1 TD; Tillman 1-14.

PASSING

CHIEFS – Montana 34-54-393 3 TDs 1 INT.

BRONCOS – Elway 18-29-263 2 TDs.

INTERCEPTIONS

CHIEFS – None.

BRONCOS – D. Williams 1-(-3).

SACKS

CHIEFS – Smith 2½; Thomas 1; McDaniels 1; Mickell 1; Williams ½.

BRONCOS – None.

GAME 7

CHIEFS 38, Seattle 23
October 23, 1994
Arrowhead Stadium 78,847

SEATTLE	0	0	7	16	—	23
KANSAS CITY	0	13	8	17	—	38

CHIEFS – Anders, 9-yard pass from Montana (Elliott kick) (10-82, 5:30).

- CHIEFS – Elliott, 49-yard field goal (4-1, 1:21).
- CHIEFS – Elliott, 34-yard field goal (11-53, 3:20).
- SEAHAWKS – Vaughn, 3-yard run (Kasay kick) (11-60, 6:26).
- CHIEFS – Allen, 36-yard run (Allen, run) (7-76, 3:29).
- CHIEFS – Dawson, 21-yard pass from Montana (Elliott kick) (7-32, 4:08).
- CHIEFS – Elliott, 27-yard field goal (7-32, 4:08).
- SEAHAWKS – Blades, 1-yard pass from Mirer (Blades-Mirer pass) (7-65, 3:02).
- CHIEFS – Martin, 32-yard pass from Bono (Elliott kick) (3-42, 1:19).
- SEAHAWKS – Blades, 9-yard pass from Mirer (Vaughn, run) (13-71, 2:19).

Team Statistics	Seahawks	Chiefs
First Downs	16	24
Total Net Yards	263	477
Rushes/Net Yards	29/167	37/172
Net Passing	96	305
Pass Attempts/Completions	30/15	33/23
Had Intercepted	0	0
Times Sacked/Yards	3/30	1/6
Punts/Average	5/45.6	2/38.5
Penalties/Yards	4/35	6/40
Fumbles/Lost	2/2	1/0
Possession Time	25:08	34:52

RUSHING

- CHIEFS – Allen 14-77 1 TD; Hill 17-74; Dawson 1-9; Bennett 3-7; Anders 1-6; Bono 1-(-1).
- SEAHAWKS – Warren 19-117; Vaughn 4-25 1 TD; Mirer 3-16; S. Smith 3-9.

RECEIVING

- CHIEFS – Dawson 5-93 1 TD; Anders 5-33 1 TD; Davis 4-78; Walker 3-29; Martin 2-48 1 TD; Allen 2-17; Birden 1-8; Hughes 1-5.
- SEAHAWKS – Blades 7-61 2 TDs; K. Martin 3-37; Warren 3-18; Edmunds 1-8; Green 1-2.

PASSING

- CHIEFS – Montana 21-31-270 2 TDs; Bono 2-2-41 1 TD.
- SEAHAWKS – Mirer 15-30-126 2 TDs.

INTERCEPTIONS

- CHIEFS – None.
- SEAHAWKS – None.

SACKS

- CHIEFS – Thomas 1; Mickell 1; Smith 1.
- SEAHAWKS – Nash 1.

GAME 8

Buffalo 44, CHIEFS 10

October 30, 1994

Rich Stadium 79,501

KANSAS CITY	7	0	3	0	—	10
BUFFALO	14	17	3	10	—	44

- BILLS – Metzelaars, 11-yard pass from Kelly (Christie kick) (10-73, 5:49).
- CHIEFS – Allen, 9-yard run (Elliott kick) (8-60, 3:43).
- BILLS – Reed, 23-yard pass from Kelly (Christie kick) (6-67, 2:58).
- BILLS – T. Thomas, 2-yard run (Christie kick) (6-69, 2:26).
- BILLS – Christie, 49-yard field goal (4-5, 0:53).
- BILLS – Reed, 6-yard pass from Kelly (Christie kick) (3-25, 0:18).
- CHIEFS – Elliott, 22-yard field goal (11-64, 4:26).
- BILLS – Christie, 26-yard field goal (5-17, 1:33).
- BILLS – Metzelaars, 3-yard pass from Kelly (Christie kick) (3-12, 1:06).
- BILLS – Christie, 24-yard field goal (6-73, 2:54).

Team Statistics	Bills	Chiefs
First Downs	17	16
Total Net Yards	357	266
Rushes/Net Yards	39/177	27/87
Net Passing	180	179
Pass Attempts/Completions	22/14	35/18
Had Intercepted	0	3
Times Sacked/Yards	1/4	4/23
Punts/Average	4/48.3	5/41.2
Penalties/Yards	3/20	10/75
Fumbles/Lost	1/0	3/3
Possession Time	29:43	30:17

RUSHING

CHIEFS – Hill 10-34; Allen 8-27 1 TD; Bennett 4-14; Anders 3-13; Montana 2-(-1).

BILLS – Davis 11-83; T. Thomas 21-77 1 TD; Reed 1-9; Reich 4-4; Turner 2-4.

RECEIVING

CHIEFS – Dawson 6-74; Martin 4-43; Allen 3-18; Davis 2-29; Bennett 1-15; Greene 1-13; Anders 1-10.

BILLS – Reed 5-106 2 TDs; Metzelaars 4-33 2 TDs; T. Thomas 3-27; Beebe 1-9; Gardner 1-9.

PASSING

CHIEFS – Montana 12-20-124; Bono 5-10-65 1 INT; Blundin 1-5-13 1 INT.

BILLS – Kelly 14-22-184 4 TDs; Reich 0-0-0.

INTERCEPTIONS

CHIEFS – None.

BILLS – H. Jones 1-45; Bennett 1-6; Burris 1-0.

SACKS

CHIEFS – Mickell 1.

BILLS – B. Smith 2; Hansen 1; Wright ½; Bennett ½.

GAME 9

CHIEFS 13, L.A. Raiders 3
November 6, 1994
Arrowhead Stadium 78,709

L.A. RAIDERS	0	3	0	0	—	3
KANSAS CITY	0	7	3	3	—	13

CHIEFS – Walker, 57-yard pass from Montana (Elliott kick) (1-62, 0:26).

RAIDERS – Jaeger, 50-yard field goal (8-20, 3:53).

CHIEFS – Elliott, 19-yard field goal (11-64, 5:13).

CHIEFS – Elliott, 27-yard field goal (14-58, 5:28).

Team Statistics	Raiders	Chiefs
First Downs	15	11
Total Net Yards	248	252
Rushes/Net Yards	25/100	31/93
Net Passing	148	159
Pass Attempts/Completions	33/17	28/17
Had Intercepted	2	0
Times Sacked/Yards	5/24	2/14
Punts/Average	7/44.9	9/41.4
Penalties/Yards	15/115	6/40
Fumbles/Lost	2/1	0/0
Possession Time	29:41	30:19

RUSHING

CHIEFS – Allen 15-62; Hill 10-16; Montana 4-9; Anders 2-6.

RAIDERS – H. Williams 24-93; Hostetter 1-7.

RECEIVING

CHIEFS – Allen 5-30; Walker 4-90 1 TD; Anders 4-24; Davis 3-26; Dawson 1-3.

RAIDERS – Brown 6-84; H. Williams 5-38; Glover 3-26; Rathman 2-20; C. Jones 1-4.

PASSING

CHIEFS – Montana 17-28-173 1 TD.

RAIDERS – Hostetter 17-33-172 2 INTs.

INTERCEPTIONS

CHIEFS – Mincy 1-13; White 1-0.

RAIDERS – None.

SACKS

CHIEFS – Smith 2; Thomas 1; Mickell 1; Jamison 1.

RAIDERS – McGlockton 1; A. Smith 1.

GAME 10

San Diego 14, CHIEFS 13
November 13, 1994
Arrowhead Stadium 76,997

SAN DIEGO	0	0	7	7	—	14
KANSAS CITY	0	13	0	0	—	13

CHIEFS – Elliott, 27-yard field goal (6-20, 2:59).

CHIEFS – Anders, 1-yard run (Elliott kick) (4-28, 1:47).

CHIEFS – Elliott, 34-yard field goal (5-12, 1:47).

CHARGERS – Jefferson 52-yard pass from Humphries (Carney kick) (5-89, 2:38).

CHARGERS – Young, 5-yard pass from Humphries (Carney kick) (3-8, 1:19).

Team Statistics	Chargers	Chiefs
First Downs	13	15
Total Net Yards	241	249
Rushes/Net Yards	26/54	27/84
Net Passing	187	165
Pass Attempts/Completions	36/21	46/20
Had Intercepted	1	2
Times Sacked/Yards	2/19	2/13
Punts/Average	10/43.6	11/41.8
Penalties/Yards	5/55	3/30
Fumbles/Lost	5/3	1/0
Possession Time	29:36	30:24

RUSHING

CHIEFS – Anders 13-40 1 TD; Hill 12-38; Bennett 2-6.

CHARGERS – Means 21-55; Harmon 3-6; Martin 1-(-7); Humphries 1-0.

RECEIVING

CHIEFS – Anders 6-42; Hughes 4-53; Dawson 2-35; Dickerson 2-11; Hill 2-4; Martin 1-12; Walker 1-12; Greene 1-7; Johnson 1-2.

CHARGERS – Means 6-25; Seay 4-49; Harmon 4-33; Jefferson 2-60 1 TD; Mitchell 2-14; Martin 1-14; Pupunu 1-6; Young 1-5 1 TD.

PASSING

CHIEFS – Montana 20-46-178 2 INTs.

CHARGERS – Humphries 21-36-206 2 TDs 1 INT.

INTERCEPTIONS

CHIEFS – Collins 1-5.

CHARGERS – Richard 1-19; Carrington 1-19.

SACKS

CHIEFS – Smith 2.

CHARGERS – O'Neal 1; Parrella 1.

GAME 11

CHIEFS 20, Cleveland 13

November 20, 1994

Arrowhead Stadium 69,121

CLEVELAND	0	6	7	0	—	13
KANSAS CITY	0	7	3	10	—	20

CHIEFS – Greene, 6-yard pass from Montana (Elliott kick) (10-59, 4:40).

BROWNS – Metcalf, 15-yard pass from Testaverde (run failed) (9-50, 3:10).

CHIEFS – Elliott, 22-yard field goal (7-15, 2:46).

BROWNS – Jackson, 15-yard pass from Rypien (Stover kick) (5-60, 2:30).

CHIEFS – Elliott, 28-yard field goal (9-69, 3:41).

CHIEFS – Anders, 1-yard run (Elliott kick) (8-61, 4:11).

Team Statistics	Browns	Chiefs
First Downs	15	23
Total Net Yards	239	287
Rushes/Net Yards	27/94	37/134
Net Passing	145	153
Pass Attempts/Completions	37/14	33/19
Had Intercepted	1	0
Times Sacked/Yards	1/7	2/16
Punts/Average	8/41.8	9/41.1
Penalties/Yards	15/142	9/72
Fumbles/Lost	4/3	3/1
Possession Time	25:17	34:43

RUSHING

CHIEFS – Hill 12-66; Bennett 11-41; Anders 9-26 1 TD; Dawson 1-2; Montana 4-(-1).

BROWNS – Hoard 17-68; Byner 6-26; Rypien 2-2; Metcalf 2-(-2).

RECEIVING

CHIEFS – Martin 4-54; Hill 3-26; Dawson 2-18; Anders 2-15; Birden 2-14; Walker 2-5; Hughes 1-13; Bennett 1-12; Greene 1-6 1 TD; Penn 1-6.

BROWNS – Hoard 6-56; Jackson 3-51 1 TD; Kinchen 3-24; Metcalf 1-15 1 TD; Byner 1-6.

PASSING

CHIEFS – Montana 19-33-169 1 TD.

BROWNS – Rypien 10-24-114 1 TD 1 INT; Testaverde 4-12-38 1 TD; Jackson 0-1-0.

INTERCEPTIONS

CHIEFS – Carter 1-0.
BROWNS – None.

SACKS

CHIEFS – Thomas 1.
BROWNS – B. Johnson 1; Burnett 1.

GAME 12					
Seattle 10, CHIEFS 9					
November 27, 1994					
Kingdome 54,120					

KANSAS CITY	3	3	0	3	—	9
SEATTLE	0	0	0	10	—	10

CHIEFS – Elliott, 32-yard field goal (13-56, 6:14).
CHIEFS – Elliott, 23-yard field goal (7-34, 3:02).
SEAHAWKS – S. Smith, 2-yard run (Kasay kick) (10-66, 5:02).
CHIEFS – Elliott, 38-yard field goal (11-52, 5:35).
SEAHAWKS – Kasay, 32-yard field goal (5-25, 1:15).

Team Statistics	Seahawks	Chiefs
First Downs	12	18
Total Net Yards	266	312
Rushes/Net Yards	26/59	29/115
Net Passing	207	197
Pass Attempts/Completions	35/18	47/26
Had Intercepted	0	0
Times Sacked/Yards	2/11	1/5
Punts/Average	10/43.5	7/39.4
Penalties/Yards	5/40	2/15
Fumbles/Lost	1/0	2/2
Possession Time	27:56	32:04

RUSHING

CHIEFS – Bennett 8-42; Hill 13-38; Anders 8-35.
SEAHAWKS – Warren 22-53; Mirer 3-4; S. Smith 1-2 1 TD.

RECEIVING

CHIEFS – Dawson 8-66; Anders 5-43; Walker 4-25; Martin 3-33; Birden 3-28; Hill 2-(-1); Bennett 1-8.
SEAHAWKS – Blades 7-141; Green 5-38; Warren 3-14; Martin 2-20; Strong 1-5.

PASSING

CHIEFS – Montana 19-35-163; Bono 7-12-39.
SEAHAWKS – Mirer 15-31-195; McGwire 3-4-23.

INTERCEPTIONS

CHIEFS – None.
SEAHAWKS – None.

SACKS

CHIEFS – Thomas 1; McDaniels 1.
SEAHAWKS – Sinclair 1.

GAME 13					
Denver 20, CHIEFS 17					
(Overtime)					
December 4, 1994					
Arrowhead Stadium 77,631					

DENVER	7	0	7	3	3	—	20
KANSAS CITY	0	3	6	8	0	—	17

BRONCOS – Rivers, 1-yard run (Elam kick) (8-61, 4:22).
CHIEFS – Elliott, 22-yard field goal (7-77, 2:51).
BRONCOS – Sharpe, 24-yard pass from Elway (Elam kick) (6-88, 3:00).
CHIEFS – Allen, 1-yard run (run failed) (4-76, 2:19).
BRONCOS – Elam, 34-yard field goal (18-65, 10:48).
CHIEFS – Davis, 62-yard pass from Bono (Davis-Bono, pass) (1-62, 0:18).
BRONCOS – Elam, 34-yard field goal (9-41, 4:52).

Team Statistics	Broncos	Chiefs
First Downs	26	17
Total Net Yards	393	401
Rushes/Net Yards	43/123	25/78
Net Passing	270	323

Pass Attempts/Completions	36/24	37/18
Had Intercepted	0	0
Times Sacked/Yards	5/29	0/0
Punts/Average	7/47.1	7/42.1
Penalties/Yards	9/70	8/66
Fumbles/Lost	1/1	2/1
Possession Time	46:01	26:11

RUSHING

CHIEFS – Allen 16-49 1 TD; Hill 3-17; Bennett 4-10; Anders 1-3; Bono 1-(-1).
BRONCOS – L. Russell 20-62; Rivers 7-25 1 TD; Millen 1-21; Elway 7-20; Clark 5-(-2); Milburn 3-(-3).

RECEIVING

CHIEFS – Birden 7-101; Davis 3-107 1 TD; Martin 3-82; Allen 2-12; Penn 1-13; Johnson 1-5; Hill 1-3.
BRONCOS – Sharpe 10-95 1 TD; Miller 6-153; Evans 2-20; D. Russell 2-12; Milburn 2-4; L. Russell 1-9; Clark 1-6.

PASSING

CHIEFS – Bono 18-37-323 1 TD.
BRONCOS – Elway 18-22-256 1 TD; Millen 5-13-37.

INTERCEPTIONS

CHIEFS – None.
BRONCOS – None.

SACKS

CHIEFS – Phillips 2; Thomas 1; Collins 1; Mickell ½; Booker ½.
BRONCOS – None.

GAME 14

Miami 45, CHIEFS 28

December 12, 1994

Joe Robbie Stadium 71,578

KANSAS CITY	7	7	7	7	—	28
MIAMI	0	14	21	10	—	45

CHIEFS – Birden, 22-yard pass from Bono (Elliott kick) (10-83, 7:16).

DOLPHINS – Parmalee, 10-yard pass from Marino (Stoyanovich kick) (12-75, 5:42).

CHIEFS – Allen, 3-yard run (Elliott kick) (13-81, 5:49).

DOLPHINS – Fryar, 4-yard pass from Marino (Stoyanovich kick) (10-81, 5:46).

DOLPHINS – Marino, 4-yard run (Stoyanovich kick) (13-61, 7:20).

DOLPHINS – Vincent, 58-yard interception return (Stoyanovich kick).

CHIEFS – Vaughn, 91-yard kickoff return (Elliott kick).

DOLPHINS – Parmalee, 47-yard run (Stoyanovich kick) (5-75, 3:03).

DOLPHINS – Stoyanovich, 21-yard field goal (11-70, 6:04).

CHIEFS – Davis, 15-yard pass from Bono (Elliott kick) (14-66, 4:01).

DOLPHINS – Spikes, 1-yard run (Stoyanovich kick) (1-1, 0:18).

Team Statistics	Dolphins	Chiefs
First Downs	23	26
Total Net Yards	385	398
Rushes/Net Yards	31/144	16/84
Net Passing	241	314
Pass Attempts/Completions	30/21	55/33
Had Intercepted	0	3
Times Sacked/Yards	0/0	0/0
Punts/Average	2/56.0	3/45.3
Penalties/Yards	5/24	9/54
Fumbles/Lost	0/0	1/0
Possession Time	31:15	28:45

RUSHING

CHIEFS – Anders 3-22; Hill 2-22; Allen 7-19 1 TD; Bennett 3-19; Bono 1-2.

DOLPHINS – Parmalee 19-127 1 TD; Spikes 5-7 1 TD; Craver 2-6; McDuffie 1-5; Marino 4-(-1) 1 TD.

RECEIVING

CHIEFS – Birden 10-131 1 TD; Allen 5-49; Bennett 4-18; Davis 3-39 1 TD; Anders 3-27; Dawson 3-25; Walker 2-12; Hill 2-8; Martin 1-5.

DOLPHINS – McDuffie 5-66; Craver 5-55; Saxon 3-37; Jackson 3-18; Parmalee 2-32 1 TD; Fryar 2-16 1 TD; Williams 1-17.

PASSING

CHIEFS – Bono 33-55-314 2 TDs 3 INTs.

DOLPHINS – Marino 21-30-241 2 TDs.

INTERCEPTIONS

CHIEFS – None.

DOLPHINS – Vincent 1-79 1 TD; Atkins 1-18; Oliver 1-0.

SACKS

CHIEFS – None.

DOLPHINS – None.

GAME 15

CHIEFS 31, Houston 9

December 18, 1994

Arrowhead Stadium 74,474

HOUSTON	3	0	0	6	—	9
KANSAS CITY	7	0	14	10	—	31

CHIEFS – Walker, 10-yard pass from Montana (Elliott kick) (5-29, 2:21).

OILERS – Del Greco, 48-yard field goal (8-43, 4:03).

CHIEFS – Dawson, 25-yard pass from Montana (Elliott kick) (7-76, 3:22).

CHIEFS – Bennett, 12-yard run (Elliott kick) (6-82, 3:31).

OILERS – Jeffires, 20-yard pass from Tolliver (pass failed) (10-74, 4:29).

CHIEFS – Elliott, 21-yard field goal (6-59, 2:02).

CHIEFS – Hill, 8-yard run (Elliott kick) (1-8, 0:05).

Team Statistics	Oilers	Chiefs
First Downs	16	17
Total Net Yards	217	363
Rushes/Net Yards	29/119	30/135
Net Passing	98	228
Pass Attempts/Completions	26/15	27/16
Had Intercepted	1	0
Times Sacked/Yards	3/18	1/7
Punts/Average	4/41.8	5/44.2
Penalties/Yards	4/35	8/45
Fumbles/Lost	4/4	0/0
Possession Time	30:03	29:57

RUSHING

CHIEFS – Hill 14-63 1 TD; Allen 10-42; Bennett 5-23 1 TD; Anders 1-7

OILERS – White 21-88; G. Brown 7-29; Tolliver 1-2.

RECEIVING

CHIEFS – Dawson 5-101 1 TD; Anders 5-39; Birden 2-45; Walker 2-15 1 TD; Davis 1-33; Allen 1-2.

OILERS – Slaughter 5-34; Jeffires 4-57 1 TD; Carter 2-9; White 2-8; Lewis 1-6; McNair 1-2.

PASSING

CHIEFS – Montana 16-27-235 2 TDs; Bono 0-0-0.

OILERS – Tolliver 15-26-116 1 TD 1 INT.

INTERCEPTIONS

CHIEFS – Mincy 1-5.

OILERS – None.

SACKS

CHIEFS – Smith 2; Mickell 1.

OILERS – Davidson 1.

GAME 16

CHIEFS 19, L.A. Raiders 9

December 24, 1994

L.A. Coliseum 64,130

KANSAS CITY	7	7	3	2	—	19
L.A. RAIDERS	0	3	0	6	—	9

CHIEFS – Davis, 47-yard pass from Montana (Elliott kick) (5-77, 1:54).

RAIDERS – Jaeger, 30-yard field goal (22-86, 12:14).

CHIEFS – Collins, 78-yard interception return (Elliott kick).

CHIEFS – Elliott, 22-yard field goal (13-71, 6:25).

CHIEFS – Safety, tripping penalty in end zone.

RAIDERS – Wright, 65-yard pass from Evans (pass failed) (5-97, 1:51).

Team Statistics	Raiders	Chiefs
First Downs	14	25
Total Net Yards	272	422
Rushes/Net Yards	16/53	44/204
Net Passing	219	218
Pass Attempts/Completions	29/16	25/16

Had Intercepted	1	0
Times Sacked/Yards	2/11	1/10
Punts/Average	4/51.3	4/36.5
Penalties/Yards	9/49	11/73
Fumbles/Lost	0/0	1/1
Possession Time	21:48	38:12

RUSHING

CHIEFS - Allen 33-132; Hill 8-51; Dawson 1-13; Anders 1-9; Bono 1-(-1).

RAIDERS - H. Williams 14-48; Ismail 1-5; Hostetler 1-0.

RECEIVING

CHIEFS - Anders 6-73; Davis 3-83 1 TD; Martin 3-30; Birden 2-26; Walker 2-16.

RAIDERS - Brown 6-85; Glover 3-46; H. Williams 3-17; Ismail 2-19; Wright 1-65 1 TD.

PASSING

CHIEFS - Montana 15-24-214 1 TD; Bono 1-1-14.

RAIDERS - Hostetler 14-27-167 1 INT; Evans 1-1-65 1 TD.

INTERCEPTIONS

CHIEFS - Collins 1-78 1 TD.

RAIDERS - None.

SACKS

CHIEFS - Thomas 1; Mickell 1.

RAIDERS - Biekert 1.

THE CHIEFS AMBASSADORS

Players Helping Players and the Community

In 1989 several former players met with the management of the Kansas City Chiefs with the idea of volunteering to work with the team to promote goodwill in the community and to assist in any way they could to help achieve the goal of consistent quality football for the fans of Kansas City. The idea was heartily endorsed by the management and by coach Marty Schottenheimer who actively involved former players while in Cleveland. Since then the Ambassadors have developed into an organization which has been highly successful in achieving its objectives.

The primary purpose of the Ambassadors is four-fold:

1. To support the Kansas City Chiefs football team and organization. This support includes VIP entertainment, public appearances on behalf of the team, assisting the staff in sales and public relations, and visiting suiteholders, tailgate parties, and fan gatherings on Gameday.
2. To assist the current players by helping them become assimilated into the Kansas City area, locate off season employment or employment once their football career is over, and by acting as a liason between them and alumni. They also support and encourage the players at home and on the road as only another player can.
3. To provide an opportunity for former Chiefs players to remain actively involved with the Chiefs.
4. To serve as a goodwill extension of the Chiefs by being involved with the community, charities, and the fans. Current events include a charity golf tournament, numerous community speaking engagements, development of a fund to assist former players suffering financial hardship, and assisting current players in their charitable endeavors.

The Ambassadors have grown into a close knit group which is recognized throughout the NFL as an innovative and worthy cause for former players. Numerous teams have plans to develop a similar program. The program in Kansas City continues to grow and exciting improvements are underway.

AMBASSADOR OFFICERS

President - Walter White
 Vice President - Ed Lothamer
 Vice President - Ted McKnight
 Treasurer - Larry Marshall

CHIEFS HISTORY

1959 — Lamar Hunt established and organized the American Football League with six original cities — Dallas, New York, Houston, Denver, Los Angeles and Minneapolis (Buffalo and Boston were added and Oakland replaced Minneapolis). "Before there was a player, coach or general manager in the league, there was Lamar Hunt," said Boston's Billy Sullivan. "Hunt was the cornerstone, the integrity of the league. Without him, there would have been no AFL." An unknown assistant at Miami (Florida), Hank Stram, was hired by Hunt to coach the club.

1960 — For their inaugural season in the Cotton Bowl, the Texans had a strong home-state identity with quarterback Cotton Davidson (Baylor), fullback Jack Spikes (Texas Christian) and running back Abner Haynes (North Texas State). Haynes led the league in rushing with 875 yards and touchdowns with nine. The Texans had a flashy, high scoring club, and only three close losses kept them from challenging for the division title. The Texans averaged 24,500 for their home games, the highest average in the league.

1961 — The Texans and the NFL's Dallas Cowboys both drafted E.J. Holub, described by many scouts as "the best football player in America." Holub decided to play for the Texans, joining three future Chiefs Hall of Famers — Jerry Mays, Fred Arbanas and Jim Tyrer.

1962 — Stram brought in quarterback Len Dawson, who spent six uneventful years in the NFL, to quarterback the club. Another key addition was Kansas running back Curtis McClinton. Haynes enjoyed his finest season with 1,049 yards and an AFL-high 13 touchdowns. The Texans clinched the Western Division championship in November and finished with an 11-3 record. AFL writers voted Dawson, who threw 29 touchdown passes, player of the year, and Stram coach of the year. Dallas won the AFL Championship on December 23 when Tommy Brooker connected on a 25-yard field goal during the second overtime of the title game, giving the Texans a 20-17 victory over the Houston Oilers.

1963 — On May 14, Hunt announced he was moving the franchise to Kansas City and renaming it the Chiefs. H. Roe Bartle, Kansas City's mayor nicknamed "Chief," promised to enlarge Municipal Stadium and guaranteed Hunt three times as many season ticket sales as the Texans had in Dallas. Rookie Stone Johnson suffered a fatal injury in a preseason game and his jersey number 33 was subsequently retired. Kansas City opened the regular season with a 59-7 victory over Denver, but managed just one win and two ties in its next nine games. Three highly-touted rookies, Buck Buchanan, Ed Budde and Bobby Bell, became starters on their way to a combined 526 games with the team.

1964 — The Chiefs struggled to a 7-7 record as many of the team's best players, including E.J. Holub, Fred Arbanas and Johnny Robinson, missed several games with injuries. An average of just 18,126 fans attended each home game, prompting discussion at the AFL owners' meeting about the Chiefs future in Kansas City.

1965 — The Chiefs made Kansas star Gale Sayers their first-round draft pick, but lost him in a bidding war with the Chicago Bears. The Chiefs were able to nab wide receiver Otis Taylor from Prairie View, while Mack Lee Hill, a virtually unknown free agent running back, muscled his way into the starting lineup. In a relatively routine knee surgery late in the season, Hill died on the operating table. The club finished with a 7-5-2 record with three losses by a field goal or less.

1966 — The Chiefs signed Heisman Trophy winner Mike Garrett from USC, even though he was drafted by his hometown Los Angeles Rams of the NFL. On August 23, the Chiefs and Chicago Bears played a preseason game in the first contest between AFL and NFL teams. The Chiefs throttled the Bears, 66-24, at Municipal Stadium. A crowd of 43,885, the largest ever to witness a sports event in Kansas City, turned out for the home opener against the defending AFL champion Buffalo Bills. The Chiefs dropped a 29-14 decision to the Bills, but, after the contest, Stram and Buffalo head coach Joe Collier negotiated a trade in the middle of the field. Kansas City got kicker Mike Mercer for a fifth-round pick, solidifying one of the few weaknesses on the squad. Garrett earned AFL Rookie of the Year honors, rushing for 801 yards with a lofty 5.5 yards-per-carry average. Dawson led the league in passing as the Chiefs finished three games in front of Oakland for the Western Division title.

1967 — Using a dazzling I-formation offense and a smothering defense, the Chiefs dominated the Bills in Buffalo, 31-7, on New Year's Day to

win the franchise's second AFL crown and a place in the first AFL-NFL World Championship Game, later renamed Super Bowl I. On January 15 at the Los Angeles Memorial Coliseum, the Chiefs met Vince Lombardi's powerful Green Bay Packers. The Chiefs played the Packers close for a half, trailing 14-10, but Green Bay took control in the final two quarters, winning the game by a score of 35-10. The Chiefs looked to the draft to strengthen their defense and found a pair of linebacking gems in Willie Lanier from Morgan State and Jim Lynch from Notre Dame. The club's special teams also got a boost with the addition of kicker Jan Stenerud and return man Noland (Super Gnat) Smith. Interest in the team skyrocketed, forcing an increase in seating capacity at Municipal Stadium from 40,000 to 47,000. Later in the year, Jackson County voters approved a \$43 million bond issue for construction of a sports complex. Injuries again hit the club hard as the Chiefs clawed their way to a 9-5 record.

1968 — Dawson led the AFL in passing for the fourth time as the Chiefs finished the year with a 12-2 record and a tie with the Raiders for the Western Division championship. In the league's title game, Oakland easily defeated Kansas City, 41-6, to advance to the AFL Championship Game against the New York Jets.

1969 — The Chiefs opened the season with impressive wins over San Diego and Boston, but lost Dawson with a knee injury. The next week, backup Jacky Lee went down with a broken ankle, leaving the team's most crucial position in the hands of two-year pro Mike Livingston, who engineered a seven-game win streak. Two months into the campaign, Dawson returned, helping the Chiefs to an 11-3 record, good for second in the division behind Oakland, who was 12-1-1. In the first round of the playoffs, Kansas City rode its dominating defense en route to a 13-6 win over the Super Bowl champion New York Jets, while Oakland pounded Houston, 56-7.

1970 — On January 4, the Chiefs defeated the Raiders, 17-7, to capture the AFL crown. It was the final game in AFL history, as the Chiefs became the league's only three-time champions. The biggest moment in Kansas City sports history came to a peak as the Chiefs became World Champions by turning back the Minnesota Vikings, by a score of 23-7, in Super Bowl IV. The Chiefs used the game as a crusade for the America Football League, and wore patches on their jerseys saying "AFL-10," which referred to the league's 10-year existence. The following season would see the AFL merge with the NFL. Oddsmakers established the Vikings as two-touchdown favorites, yet the Chiefs used three Stenerud field goals and a Garrett touchdown run to take a 16-0 halftime lead. A dynamic 46-yard touchdown pass from Dawson to Taylor in the third quarter sealed the victory. Dawson was named the game's Most Valuable Player. Despite injuries to key players and the trade of Garrett to the Chargers, the Chiefs finished the year with a 7-5-2 record, but did not qualify for the playoffs.

1971 — Taylor led the NFL in receiving yards with 1,110 and Ed Podolak became the team's top rusher. The linebacking trio of Lanier, Bell and Lynch was the league's best. In the season's next-to-last game with the Raiders, a late field goal by Stenerud gave the Chiefs a 16-14 victory and a Western Division title. The team finished with a 10-3-1 mark, one-and-a-half games ahead of Oakland. Kansas City and Miami hooked up for one of pro football's most memorable games on Christmas Day in the first round of the playoffs. The Eastern Division champion Dolphins won a dramatic double-overtime thriller, 27-24, in the longest game in NFL history. Podolak accounted for an incredible 350 yards on rushes, receptions and returns. It would be the last game played in Municipal Stadium.

1972 — Chiefs founder Lamar Hunt became the first AFL figure to be inducted into the Pro Football Hall of Fame on July 29 in Canton, Ohio. All pro-safety Johnny Robinson retires and Dawson ends speculation about his retirement by signing a two-year contract. The Chiefs open play in Arrowhead Stadium, one of the most magnificent facilities in pro sports. The largest crowd in Chiefs history, 82,094, watched the home team defeat the Raiders, 27-14, on November 5. The Chiefs got off to a 5-3 start, then lost three straight, and ended the year with an 8-6 record and out of playoff contention.

1973 — The defense remained solid but the offense struggled as Dawson was hurt for much of the season. Livingston led the club into first place in late November, but a pair of losses and a tie, gave the team its second straight second-place finish.

1974 — The Chiefs age was beginning to show. Several of the club's key players were entering the twilight of their careers: Dawson was 39, Tyrer was 35, Bell, Buchanan and Budde were 34, Hill was 33, and Taylor was 32. The result was the team's first losing season in 11 years. One of the

year's few bright spots in the 5-9 season was Emmitt Thomas' league-leading 12 interceptions. Bell, and eight-time all-pro, concluded his playing career.

1975 — Paul Wiggin, an assistant coach with the San Francisco 49ers, replaced Stram as the team's head coach, and directed the Chiefs to four wins in his first five games. The high point of the season was a 34-31 upset of the Dallas Cowboys on Monday Night Football. Injuries crippled the team, leading to a second straight 5-9 finish. Dawson, the top passer in Chiefs history, announced his retirement after 14 memorable seasons with the franchise. After eight all-pro seasons, Buchanan also finished his last year of play.

1976 — After lingering in Dawson's shadow for eight seasons, Livingston was firmly entrenched as the team's starting quarterback. Even though he played well, the Chiefs still ended the year with their third consecutive 5-9 record.

1977 — The Chiefs suffered their worst season ever, winning just twice. Tom Bettis replaced Wiggin at midseason as the team's head coach, but was able to win just once in seven tries. The heart and soul of the Chiefs defense departed when roommates Lanier and Lynch, a pair of 11-year veterans, retired after the season's end.

1978 — Marv Levy, the former head coach of the Canadian Football League's Montreal Alouettes, was named head coach. His first four draft picks were defensive players, including standouts defensive end Art Still of Kentucky and linebacker Gary Spani of Kansas State. Levy installed the Wing-T as his offense. They had the second-most productive ground game in the league and a record five different runners had 100-yard games, including Tony Reed, the team's first 1,000-yard back in 11 years. The team showed signs of improvement, and ended their first 16-game regular season with a 4-12 mark.

1979 — With the second overall pick in the draft, the team landed Colorado State defensive end Mike Bell, a pass rush specialist and perfect complement for Still. Clemson quarterback Steve Fuller was also chosen in the first round by the Chiefs, and by midseason, he had replaced Livingston. With Fuller at the helm, the Chiefs improved from a 1-3 start to finish 7-9.

1980 — In a then-controversial move, the Chiefs released Stenerud, the club's all-time leading scorer, in favor of journeyman Nick Lowery, who had been cut 11 times himself by eight different teams. Despite injuries to key players, the Chiefs made steady improvement. The team came back from an 0-4 start to finish 8-8. The defense came of age with Still, Spani, safety Gary Barbaro and cornerback Gary Green playing major roles. After Fuller was sidelined with a knee injury late in the season, little-known Bill Kenney took over and led the club to two victories in the final three weeks.

1981 — Kenney remained at quarterback and directed the Chiefs to a 6-2 start, including a 37-33 win over the defending Super Bowl champion Steelers in Pittsburgh. The Chiefs were poised to make the playoffs for the first time in 10 years before dropping three straight games in December. A season-ending victory over the Vikings guaranteed the Chiefs their first winning record since 1973. Rookie running back Joe Delaney, a second-round pick from Northwest Louisiana rushed for a then club-record 1,121 yards.

1982 — The Chiefs split their first two games of the year before the players' strike began. The walkout would not be settled until mid-November, and the Chiefs dropped the first four games following the strike's end. Victories in two of the season's final three games left the club with a 3-6 record.

1983 — Tragedy struck the club on June 29, when Delaney, the team's young star running back, drowned trying to save the lives of three youngsters in Monroe, Louisiana. The next day, linebacker Bobby Bell became the first Chiefs player to be inducted into the Pro Football Hall of Fame in Canton. John Mackovic, in his first season as the club's head coach, had trouble finding a suitable replacement for Delaney as the running game suffered. Kenney was coming of age, throwing for 4,348 yards, a Chiefs record and then the fourth-highest total in NFL history. His primary target was wide receiver Carlos Carson, who hauled in 80 passes for 1,351 yards. Despite the team's high-flying offense, the final result was a 6-10 finish.

1984 — The Chiefs used their two first-round draft picks to bolster their lines, picking Pitt All-America Bill Maas then Iowa's huge tackle John Alt. Maas had an immediate impact and was named NFL Defensive Rookie of the Year. Kenney suffered a broken thumb during the preseason and was sidelined until the season's seventh week. Todd Blackledge, a first-round pick the previous season, opened the first six contests and had the

club 3-3. Inconsistency the rest of the season saw the team conclude the year with an 8-8 mark.

1985 — The Chiefs got off to a flying start, winning three of their first four games. One of the wins, a 28-7 drubbing of the Seattle Seahawks on September 29, saw free safety Deron Cherry tie an NFL record with four interceptions. That would be one of the few remaining bright spots in a 6-10 season.

1986 — Linebacker Willie Lanier was enshrined in the Pro Football Hall of Fame on August 2. The pieces started coming together for Mackovic, who directed the club to a 7-3 record 10 weeks into the season. The club's defense and special teams were especially effective. Three straight losses in November put the Chiefs playoff chances in jeopardy, though. A 37-0 win over the Broncos at Arrowhead and the team's first ever win at L.A. Memorial Coliseum, a 20-17 squeaker over the Raiders, put the 9-6 Chiefs in position to reach the playoffs. A December 21 date in Pittsburgh was all that stood in their way. Despite being outgained 515 yards to 171, the Chiefs were able to notch a 24-19 victory as all of the team's points came from the special teams. That earned the club an AFC Wild Card berth, the club's first playoff appearance in 15 years. On December 28 at Giants Stadium, the Jets defeated the upstart Chiefs, 35-15.

1987 — Quarterback Len Dawson was inducted into the Pro Football Hall of Fame on August 8 in Canton, just a few miles from his hometown of Alliance, Ohio. Special teams coordinator Frank Gansz was promoted to head coach, and he quickly used the draft to solve the Chiefs running woes by selecting nimble Paul Palmer of Temple in the first round and powerful Enugu, Nigeria, native Christian Okoye from tiny Azusa Pacific in the second. Both rookies made a splash in the season-opening win over the Chargers as Palmer returned a kickoff for a touchdown and Okoye dashed for 105 yards. The Chiefs suffered a setback at Seattle the following week, just before another players' strike took place. NFL teams put together "replacement" squads, mostly consisting of players cut in training camp. The Chiefs version lost all three games, and by the time the strike was finished, the team stood 1-4. Five straight losses followed, giving the Chiefs a team-record nine-game skid. Kansas City won three of its last five for a 4-11 mark.

1988 — Defensive end Neil Smith of Nebraska became the team's first-round pick after the club traded its second-round choice to the Detroit Lions in order to move one place up in the first round. For the second straight season, the Chiefs were able to win just four times. Twelve-year veteran Steve DeBerg, acquired in an offseason trade with the Tampa Bay Buccaneers, became the club's starting quarterback. On December 19, one day after the season's end, Carl Peterson took over as the club's President/General Manager and Chief Operating Officer.

1989 — Marty Schottenheimer, who directed the Cleveland Browns to two AFC Championship Game appearances, became the seventh head coach in Chiefs history on January 24. With the fourth overall pick in the draft, the team selected Butkus Award winner Derrick Thomas, Alabama's All-America linebacker. The team started slow, winning three of its first eight games. DeBerg, Ron Jaworski, and Steve Pelluer each took turns as the team's starting quarterback. DeBerg regained the starting job for the final five weeks of the season, generating four wins that put the Chiefs one-half game shy of a playoff berth. The 8-7-1 record was good for second place in the division. Okoye set a club record and became the first Chief to lead the NFL in rushing with 1,480 yards, while Thomas won consensus Rookie of the Year honors.

1990 — Defensive tackle Buck Buchanan was inducted into the Pro Football Hall of Fame on August 4. The Chiefs got out of the starting gate quickly, winning three of their first four games. The club then struggled, splitting its next six games, before tearing up the league in the home stretch, winning six of its last seven outings. The team's 11-5 record was the club's best since the 1969 Super Bowl season and advanced the team to the playoffs for just the second time since 1971. Free agent running back Barry Word topped the team with 1,015 yards, but the unquestioned leader on offense was DeBerg, who tossed 23 touchdown passes with just four interceptions. Kansas City led the NFL with 60 sacks, including 20 by Thomas, the NFL's sack king. An NFL-record seven of Thomas' sacks came on November 11 against Seattle, a game the Seahawks miraculously won, 17-16, on a last-season touchdown by future Chief Dave Krieg. That loss would bring on the furious streak run.

1991 — On January 5 at Joe Robbie Stadium in Miami, the Chiefs suffered a heart-breaking, 17-16 loss to the Dolphins in the AFC First Round Playoff tilt. On July 27, Jan Stenerud became the first pure placekicker to be inducted into the Pro Football Hall of Fame. The Chiefs enjoyed another strong 10-6 regular season. The home portion of the schedule was highlighted by a pair of prime-time Monday night affairs. On October 7, the Chiefs toppled the defending AFC Champion Bills, 33-6, in the club's first home Monday night game in eight years. Three weeks later, the Chiefs tallied a thrilling come-from-behind win over the Raiders in front of a national audience. On December 28, the Chiefs play host to the Raiders in the first playoff game ever at Arrowhead Stadium. The Chiefs posted their first postseason victory since Super Bowl IV with a 10-6 decision over the Raiders as Kansas City forced six Los Angeles turnovers.

1992 — On January 5, the Chiefs visited Buffalo for an AFC Divisional Playoff matchup. The Bills dynamic offense proved to be too much for the Chiefs in a 37-14 setback that propelled Buffalo toward the Super Bowl. A melancholy summer awaited the Chiefs, who mourned the passing of Player Personnel Director Whitey Dovell on May 22, and Hall of Famer Buck Buchanan on July 16. Six-time Pro Bowl safety Deron Cherry, owner of 50 career interceptions, announced his retirement in July. The Chiefs battle through an injury-riddled season, during which a playoff berth never seemed certain. On the regular season's final Sunday, the Chiefs faced the Broncos in a game that would send the winner into the playoffs. The Chiefs defense tallied three touchdowns and "Plan B" signee Dave Krieg tossed a pair of scoring passes as the Chiefs buried the Broncos, 42-20. First-round draft pick Dale Carter of Tennessee is named the AFC Defensive Rookie of the Year.

1993 — On January 2 in San Diego, the Chiefs made a quick exit from the playoffs as the Chargers posted a 17-0 victory. The Chiefs spent the off-season retooling their offense. On April 20, the Chiefs traded for quarterback Joe Montana, who directed the San Francisco 49ers to four Super Bowl victories. The Chiefs swapped their first-round pick in the '93 draft to the 49ers in exchange for Montana, safety David Whitmore and San Francisco's third-round pick in '94. Kansas City wasn't done loading up the offense. On June 9 the club signed unrestricted free agent running back Marcus Allen, a certain Hall of Famer and the MVP of Super Bowl XVIII. The additions payed off as the Chiefs went 11-5, won their first AFC West title since '71 and appeared in the AFC Championship Game.

1994 — Kansas City got its first true taste of "Montana Magic" as the NFL's all-time leading passer engineered a brilliant comeback in a first-round playoff win over Pittsburgh on Jan. 8. The Chiefs trailed the Steelers, 17-10, entering the fourth quarter, and then, 24-17, as the two-minute warning sounded. On fourth-and-goal from the seven, Montana fired a game-tying TD pass to wide receiver Tim Barnett. In overtime, kicker Nick Lowery booted a 32-yard field goal as Arrowhead erupted. On Jan. 16, the Chiefs traveled to Houston, where the Oilers sat poised for their 12th straight win. The heavily-favored Oilers opened up a 13-7, fourth-quarter lead, but once again, Montana had a comeback in mind. First, he hit wide receiver J.J. Birden for an 11-yard TD, then he found wide receiver Willie Davis open in the end zone from 18 yards out. Allen nailed the game shut with a 21-yard TD dash and the Chiefs found themselves on the favorable side of a 28-20 decision. The Chiefs playoff journey ended in Buffalo on Jan. 23 as the Bills won their fourth straight AFC title game by a score of 30-13. The Chiefs added cornerback Mark Collins and linebacker George Jamison through free agency and quarterback Steve Bono and safety William White through trades. Also new at Arrowhead in '94 was a grass playing surface, the first ever at Arrowhead Stadium. The Chiefs start the year with three straight wins, but find themselves 8-7 with their playoff hopes in jeopardy. In the do-or-die season finale at the L.A. Coliseum, Allen had his finest game as a Chief, rushing 33 times for 132 yards en route to a 19-9 win. On New Year's Eve, the Chiefs made a rapid departure from the playoffs, dropping a 27-17 decision at Miami.

ALL-TIME RESULTS

* Overtime

** Double overtime

Home games in all caps

N – Night games (regular season only)

1960 DALLAS TEXANS

Head Coach: Hank Stram

Preseason

Record: 6-0

7/31	W	at Oakland	20-13	13,000
8/6	W	Houston (Tulsa, OK)	27-10	12,000
8/14	W	at Boston	24-14	11,000
8/20	W	N.Y. Titans (Abilene, TX)	38-14	8,000
8/27	W	Denver (Little Rock, AR)	48-0	5,500
9/2	W	HOUSTON	24-3	51,000

Regular Season

Record: 8-6 (2nd – Western Division)

9/10	L	L.A. Chargers (Sat.) (N)	20-21	17,724
9/16	W	at Oakland (Fri.) (N)	34-16	8,021
9/25	W	L.A. CHARGERS	17-0	42,000
10/2	L	N.Y. TITANS	35-37	37,500
10/9	L	OAKLAND	19-20	21,000
10/16	L	at Houston	10-20	19,026
10/30	W	at Denver	17-14	13,102
11/6	W	at Buffalo	45-28	19,610
11/13	W	DENVER	34-7	21,000
11/18	L	at Boston (Fri.) (N)	14-42	14,721
11/24	L	at N.Y. Titans	35-41	14,344
12/4	W	HOUSTON	24-0	20,000
12/11	W	BOSTON	34-0	12,000
12/18	W	BUFFALO	24-7	18,000

1961 DALLAS TEXANS

Head Coach: Hank Stram

Preseason

Record: 4-1

8/5	W	N.Y. Titans (Cobb Stadium, Dallas)	39-28	20,500
8/12	W	Denver (Midland, TX)	31-13	10,000
8/18	W	at Buffalo	35-26	33,376
8/25	W	Denver (Ft. Worth, TX)	29-27	20,000
9/3	L	at San Diego	10-31	15,232

Regular Season

Record: 6-8 (2nd – Western Division)

9/10	L	SAN DIEGO	10-26	24,500
9/24	W	at Oakland	42-35	6,700
10/1	W	HOUSTON	26-21	28,000
10/8	W	at Denver	19-12	14,500
10/15	L	at Buffalo	24-27	20,678
10/22	L	at Houston	7-38	23,228
10/29	L	BOSTON	17-18	20,500
11/3	L	at Boston (Fri.) (N)	21-28	25,063
11/12	L	BUFFALO	20-30	15,000
11/19	L	at San Diego	14-24	33,788
11/26	W	OAKLAND	43-11	14,500
12/3	L	at N.Y. Titans	7-28	14,117
12/10	W	DENVER	49-21	8,000
12/17	W	N.Y. TITANS	35-24	12,500

1962 DALLAS TEXANS

Head Coach: Hank Stram

Preseason

Record: 2-3

8/4	W	Oakland (American Field, Atlanta)	13-3	8,000
8/11	L	at San Diego	0-17	28,555
8/18	W	Oakland (Midland, TX)	22-6	10,000
8/24	L	Denver (Ft. Worth, TX)	*24-27	18,000
8/31	L	Houston (Orange Bowl, Miami)	31-34	27,530

Regular Season

Record: 11-3 (1st – Western Division)

9/8	W	Boston (Sat.) (N)	42-28	32,000
9/23	W	at Oakland	26-16	12,500
9/30	W	BUFFALO	41-21	25,500
10/7	L	at San Diego	28-32	23,092
10/12	W	at Boston (Fri.) (N)	27-7	23,874
10/21	W	N.Y. TITANS	20-17	17,814
10/28	W	at Houston	31-7	31,750
11/4	L	HOUSTON	6-14	29,017
11/11	W	at N.Y. Titans	52-31	13,275

11/18	W	at Denver	24-3	23,523
11/25	W	OAKLAND	35-7	13,557
12/2	L	at Buffalo	14-23	35,261
12/9	W	DENVER	17-10	19,137
12/16	W	SAN DIEGO	26-17	18,384

AFL Championship Game

12/23	W	at Houston	**20-17	37,981
-------	---	------------	---------	--------

1963 KANSAS CITY CHIEFS

Head Coach: Hank Stram

Preseason

Record: 3-2

8/3	L	at San Diego	14-26	25,862
8/9	W	BUFFALO	17-13	5,721
8/17	W	Oakland (Seattle, WA)	35-21	13,500
8/23	W	DENVER	30-16	6,865
8/30	L	Houston (Wichita, KS)	17-23	11,000

Regular Season

Record: 5-7-2 (3rd – Western Division)

9/7	W	at Denver (Sat.) (N)	59-7	21,115
9/22	T	at Buffalo	27-27	33,487
9/29	L	at San Diego	10-24	22,654
10/6	W	HOUSTON	28-7	27,801
10/13	L	BUFFALO	26-35	25,519
10/20	L	SAN DIEGO	17-38	30,107
10/27	L	at Houston	7-28	26,331
11/3	L	at Oakland	7-10	18,919
11/8	L	OAKLAND (Fri.) (N)	7-22	24,897
11/17	T	at Boston	24-24	17,270
12/1	L	at N.Y. Jets	0-17	18,824
12/8	W	DENVER	52-21	17,443
12/14	W	BOSTON (Sat.)	35-3	12,598
12/22	W	N.Y. JETS	48-0	12,202

1964 KANSAS CITY CHIEFS

Head Coach: Hank Stram

Preseason

Record: 4-1

8/9	W	at Oakland	21-14	11,118
8/14	W	at Buffalo	24-21	17,738
8/22	L	SAN DIEGO	14-26	28,653
8/28	W	Denver (Wichita, KS)	14-10	19,500
9/3	W	at Houston	27-17	17,450

Regular Season

Record: 7-7 (2nd – Western Division)

9/13	L	at Buffalo	17-34	30,157
9/27	W	at Oakland	21-9	18,163
10/4	W	HOUSTON	28-7	22,727
10/11	L	at Denver	27-33	16,285
10/18	L	BUFFALO	22-35	20,904
10/23	L	at Boston (Fri.) (N)	7-24	27,400
11/1	W	DENVER	49-39	15,053
11/8	W	OAKLAND	42-7	21,023
11/15	L	SAN DIEGO	14-28	19,792
11/22	W	at Houston	28-19	17,782
11/29	L	at N.Y. Jets	14-27	38,135
12/6	L	BOSTON	24-31	13,166
12/13	W	at San Diego	49-6	26,562
12/20	L	N.Y. JETS	24-7	14,316

1965 KANSAS CITY CHIEFS

Head Coach: Hank Stram

Preseason

Record: 3-2

8/7	W	at Denver	30-24	17,077
8/15	L	SAN DIEGO	10-31	13,132
8/22	L	at Oakland	6-23	13,592
8/28	W	Buffalo (Wichita, KS)	18-16	8,630
9/4	W	BOSTON	34-7	15,157

Regular Season

Record: 7-5-2 (3rd – Western Division)

9/12	L	at Oakland	10-37	18,659
9/18	W	at N.Y. Jets (Sat.) (N)	14-10	53,658
9/26	T	at San Diego	10-10	28,126
10/3	W	BOSTON	27-17	26,773
10/10	W	at Denver	31-23	31,001
10/17	L	BUFFALO	7-23	26,941
10/24	L	at Houston	36-38	34,670
10/31	W	OAKLAND	14-7	18,354

11/7	L	N.Y. JETS	10-13	25,523
11/14	W	SAN DIEGO	31-7	21,968
11/21	T	at Boston	10-10	13,056
11/28	W	HOUSTON	52-21	16,459
12/12	L	at Buffalo	25-34	40,298
12/19	W	DENVER	45-35	14,421

1966 KANSAS CITY CHIEFS

Head Coach: Hank Stram

Preseason **Record: 4-0**

8/6	W	at Denver	32-30	17,771
8/12	W	at Miami	33-0	34,277
8/20	W	San Diego (Anaheim, CA)	31-21	36,038
8/27	W	HOUSTON	31-20	25,270

Regular Season **Record: 11-2-1 (1st – Western Division)**

9/11	W	at Buffalo	42-20	42,023
9/18	W	at Oakland	32-10	50,746
9/25	W	at Boston	43-24	22,641
10/2	L	BUFFALO	14-29	43,885
10/8	W	DENVER (Sat.) (N)	37-10	33,929
10/16	L	OAKLAND	13-34	33,057
10/23	W	at Denver	56-10	26,196
10/30	W	HOUSTON	48-23	31,676
11/6	W	SAN DIEGO	24-14	40,986
11/13	W	MIAMI	34-16	34,063
11/20	T	BOSTON	27-27	41,475
11/27	W	at N.Y. Jets	32-24	60,318
12/11	W	at Miami	19-18	17,881
12/18	W	at San Diego	27-17	28,348

AFL Championship Game

1/1	W	at Buffalo	31-7	42,080
-----	---	------------	------	--------

Super Bowl I

1/15	L	Green Bay (Los Angeles Coliseum)	10-35	61,946
------	---	----------------------------------	-------	--------

1967 KANSAS CITY CHIEFS

Head Coach: Hank Stram

Preseason **Record: 4-1**

8/5	W	at Houston	24-9	36,362
8/12	W	N.Y. Jets (Birmingham, AL)	30-17	53,109
8/19	W	Oakland (Portland, OR)	48-0	13,352
8/23	W	CHICAGO	66-24	33,041
9/1	L	at L.A. Rams	24-44	73,990

Regular Season **Record: 9-5 (2nd – Western Division)**

9/9	W	at Houston (Sat.) (N)	25-20	28,003
9/24	W	at Miami	24-0	36,272
10/1	L	at Oakland	21-23	50,268
10/8	W	MIAMI	41-0	45,291
10/15	L	at San Diego	31-45	45,365
10/22	L	HOUSTON	19-24	46,365
10/29	W	DENVER	52-9	44,002
11/5	W	N.Y. JETS	42-18	46,642
11/12	W	at Boston	33-10	23,010
11/19	L	SAN DIEGO	16-17	46,738
11/23	L	OAKLAND (Thur.) (Thanksgiving)	22-44	44,020
12/3	W	BUFFALO	23-13	41,948
12/10	W	at N.Y. Jets	21-7	62,891
12/17	W	at Denver	38-24	31,660

1968 KANSAS CITY CHIEFS

Head Coach: Hank Stram

Preseason **Record: 4-1**

8/3	W	at Cincinnati	38-14	21,682
8/10	W	at Minnesota	13-10	46,228
8/17	W	ST. LOUIS	13-10	47,462
8/24	W	OAKLAND	31-21	43,769
8/31	L	at L.A. Rams	16-36	54,323

Regular Season **Record: 12-2 (1st, tie – Western Division)**

9/9	W	at Houston (Mon.) (N)	26-21	45,083
9/15	L	N.Y. JETS	19-20	48,871
9/22	W	DENVER	34-2	45,821
9/28	W	at Miami (Sat.) (N)	48-3	28,501

10/5	W	at Buffalo (Sat.) (N)	18-7	40,748
10/13	W	CINCINNATI	13-3	47,096
10/20	W	OAKLAND	24-10	50,015
10/27	W	SAN DIEGO	27-20	50,344
11/3	L	at Oakland	21-38	53,357
11/10	W	at Cincinnati	16-9	25,537
11/17	W	BOSTON	31-17	48,271
11/28	W	HOUSTON (Thur.) (Thanksgiving)	24-10	48,493
12/8	W	at San Diego	40-3	51,174
12/14	W	at Denver (Sat.)	30-7	38,463

AFL Divisional Playoff Game

12/22	L	at Oakland	6-41	54,444
-------	---	------------	------	--------

1969 KANSAS CITY CHIEFS

Head Coach: Hank Stram

Preseason

Record: 6-0

8/2	W	Oakland (Birmingham, AL)	23-17	21,000
8/9	W	DETROIT	38-13	38,027
8/16	W	Cincinnati (Jackson, MS)	23-7	24,513
8/23	W	at L.A. Rams	42-14	58,306
8/28	W	at St. Louis	31-21	48,006
9/6	W	ATLANTA	14-10	37,273

Regular Season

Record: 11-3 (2nd – Western Division)

9/14	W	at San Diego	27-9	47,988
9/21	W	at Boston	31-0	22,002
9/28	L	at Cincinnati	19-24	27,812
10/5	W	at Denver	26-13	50,564
10/12	W	HOUSTON	24-0	45,805
10/19	W	MIAMI	17-10	49,809
10/26	W	CINCINNATI	42-22	50,934
11/2	W	at Buffalo	29-7	45,844
11/9	W	SAN DIEGO	27-3	51,104
11/16	W	at N.Y. Jets	34-16	63,849
11/23	L	OAKLAND	24-27	51,982
11/27	W	DENVER (Thur.) (Thanksgiving)	31-17	48,773
12/7	W	BUFFALO	22-19	47,112
12/13	L	at Oakland (Sat.)	6-10	54,443

AFL Divisional Playoff Game

12/20	W	at N.Y. Jets (Sat.)	13-6	62,977
-------	---	---------------------	------	--------

AFL Championship Game

1/4	W	at Oakland	17-7	54,444
-----	---	------------	------	--------

Super Bowl IV

1/11	W	Minnesota (New Orleans, LA)	23-7	80,562
------	---	-----------------------------	------	--------

1970 KANSAS CITY CHIEFS

Head Coach: Hank Stram

Preseason

Record: 4-3

7/31	W	College All-Stars (Chicago, IL)	24-3	69,940
8/8	W	at Detroit	30-17	55,032
8/14	L	BALTIMORE	3-17	38,341
8/22	W	Cleveland (Memphis, TN)	16-13	31,532
8/29	L	at Atlanta	17-22	56,990
9/5	W	at Dallas	13-0	69,055
9/12	L	at St. Louis	24-34	50,661

Regular Season

Record: 7-5-2 (2nd – Western Division)

9/20	L	at Minnesota	10-27	47,900
9/28	W	at Baltimore (Mon.) (N)	44-24	53,911
10/4	L	at Denver	13-26	50,705
10/11	W	BOSTON	23-10	50,698
10/18	W	at Cincinnati	27-19	57,265
10/25	L	DALLAS	16-27	51,158
11/1	T	OAKLAND	17-17	51,334
11/8	W	HOUSTON	24-9	49,810
11/15	W	at Pittsburgh	31-14	50,081
11/22	T	ST. LOUIS	6-6	50,711
11/29	W	SAN DIEGO	26-14	50,315
12/6	W	DENVER	16-0	50,454
12/12	L	at Oakland (Sat.)	6-20	54,596
12/20	L	at San Diego	13-31	41,379

1971 KANSAS CITY CHIEFS

Head Coach: Hank Stram

Preseason**Record: 4-1-1**

8/7	W	at Baltimore	10-7	16,771
8/14	W	ATLANTA	12-10	37,403
8/21	W	at New Orleans	27-7	70,459
8/30	W	N.Y. JETS	21-16	37,650
9/4	T	ST. LOUIS	17-17	36,743
9/11	L	at Dallas	17-24	74,035

Regular Season**Record: 10-3-1 (1st – Western Division)**

9/19	L	at San Diego	14-21	54,061
9/26	W	at Houston	20-16	46,498
10/3	W	at Denver	16-3	51,200
10/10	W	SAN DIEGO	31-10	50,514
10/18	W	PITTSBURGH (Mon.) (N)	38-16	49,533
10/24	W	WASHINGTON	27-20	51,989
10/31	T	at Oakland	20-20	54,715
11/7	L	at N.Y. Jets	10-13	62,812
11/14	W	CLEVELAND	13-7	50,388
11/21	W	DENVER	28-10	49,945
11/25	L	at Detroit (Thur.) (Thanksgiving)	21-32	54,418
12/6	W	at San Francisco (Mon.) (N)	26-17	45,306
12/12	W	OAKLAND	16-14	51,215
12/19	W	BUFFALO	22-9	48,121

AFC Divisional Playoff Game

12/25	L	Miami (Sat.)	**24-27	50,374
-------	---	--------------	---------	--------

1972 KANSAS CITY CHIEFS

Head Coach: Hank Stram

Preseason**Record: 5-2**

7/29	W	N.Y. Giants (Canton; OH)	23-17	19,304
8/5	W	Chicago (Notre Dame, IN)	24-10	32,391
8/12	W	ST. LOUIS	24-14	78,190
8/21	L	BALTIMORE	17-23	76,882
8/27	W	L.A. RAMS	19-13	77,764
9/2	W	DALLAS	20-10	79,592
9/9	L	at Green Bay (Milwaukee, WI)	0-20	47,281

Regular Season**Record: 8-6 (2nd – Western Division)**

9/17	L	MIAMI	10-20	79,829
9/25	W	at New Orleans (Mon.) (N)	20-17	70,793
10/1	W	at Denver	45-24	51,656
10/8	W	at Cleveland	31-7	83,819
10/15	L	CINCINNATI	16-23	79,068
10/22	L	PHILADELPHIA	20-21	78,389
10/29	W	at San Diego	26-14	54,533
11/5	W	OAKLAND	27-14	82,094
11/12	L	at Pittsburgh	7-16	50,350
11/19	L	SAN DIEGO	17-27	79,011
11/26	L	at Oakland	3-26	54,801
12/3	W	DENVER	24-21	66,725
12/10	W	BALTIMORE	24-10	44,175
12/17	W	at Atlanta	17-14	58,850

1973 KANSAS CITY CHIEFS

Head Coach: Hank Stram

Preseason**Record: 2-4**

8/4	W	NEW ORLEANS	12-6	67,216
8/13	L	DETROIT	16-17	67,624
8/18	L	MINNESOTA	10-13	72,676
8/26	L	GREEN BAY	16-21	75,231
9/1	L	at Dallas	16-27	57,468
9/7	W	at St. Louis	16-7	49,486

Regular Season**Record: 7-5-2 (2nd, tie – Western Division)**

9/16	L	L.A. RAMS	13-23	62,315
9/23	W	at New England	10-7	57,918
9/30	W	OAKLAND	16-3	72,631
10/7	W	DENVER	16-14	71,414
10/14	T	at Green Bay (Milwaukee, WI)	10-10	47,265
10/21	L	at Cincinnati	6-14	56,397
10/29	L	at Buffalo (Mon.) (N)	14-23	76,071
11/4	W	at San Diego	19-0	52,035
11/12	W	CHICAGO (Mon.)	19-7	70,664

11/18	W	HOUSTON	38-14	68,444
11/25	L	at Denver	10-14	51,706
12/2	T	CLEVELAND	20-20	70,296
12/8	L	at Oakland (Sat.)	7-37	53,061
12/16	W	SAN DIEGO	33-6	43,755

1974 KANSAS CITY CHIEFS

Head Coach: Hank Stram

Preseason			Record: 3-3	
8/5	W	DETROIT	20-12	35,521
8/12	L	BUFFALO	21-35	39,248
8/17	L	at L.A. Rams	16-58	48,828
8/24	W	SAN FRANCISCO	26-7	46,548
8/31	L	at Dallas	16-25	43,492
9/6	W	ST. LOUIS	21-16	46,067

Regular Season Record: 5-9 (3rd, tie – Western Division)

9/15	W	N.Y. JETS	24-16	74,854
9/22	L	at Oakland	7-27	48,108
9/29	W	at Houston	17-7	28,538
10/6	L	DENVER	14-17	67,298
10/13	L	PITTSBURGH	24-34	65,517
10/20	L	at Miami	3-9	67,779
10/27	W	at San Diego	24-14	34,371
11/3	L	N.Y. GIANTS	27-33	61,437
11/10	L	SAN DIEGO	7-14	48,551
11/18	W	at Denver (Mon.) (N)	42-34	50,236
11/24	L	at Cincinnati	6-33	49,777
12/1	W	at St. Louis	17-13	41,863
12/8	L	OAKLAND	6-7	60,577
12/14	L	MINNESOTA (Sat.)	15-35	35,480

1975 KANSAS CITY CHIEFS

Head Coach: Paul Wiggin

Preseason			Record: 3-3	
8/9	L	ST. LOUIS	3-10	40,081
8/18	W	DALLAS	26-20	35,630
8/23	L	at Detroit	24-27	62,094
8/30	L	L.A. RAMS	6-14	36,814
9/6	W	GREEN BAY	13-3	35,543
9/12	W	at Buffalo	9-7	48,691

Regular Season Record: 5-9 (3rd – Western Division)

9/21	L	at Denver	33-37	51,858
9/28	L	N.Y. JETS	24-30	74,169
10/5	L	SAN FRANCISCO	3-20	54,590
10/12	W	OAKLAND	42-10	60,425
10/19	W	at San Diego	12-10	26,657
10/26	W	DENVER	26-13	70,043
11/2	L	HOUSTON	13-17	62,989
11/10	W	at Dallas (Mon.) (N)	34-31	63,539
11/16	L	at Pittsburgh	3-28	48,803
11/23	W	DETROIT	24-21	55,161
11/30	L	at Baltimore	14-28	42,122
12/7	L	SAN DIEGO	20-28	46,888
12/14	L	at Cleveland	14-20	44,368
12/21	L	at Oakland	20-28	48,604

1976 KANSAS CITY CHIEFS

Head Coach: Paul Wiggin

Preseason			Record: 2-4	
8/2	W	HOUSTON	9-3	30,006
8/7	L	MINNESOTA	10-13	32,851
8/15	L	at San Francisco	13-21	36,101
8/21	W	WASHINGTON	23-20	30,014
8/28	L	DETROIT	21-23	27,410
9/3	L	at St. Louis	14-31	42,997

Regular Season Record: 5-9 (4th – Western Division)

9/12	L	SAN DIEGO	16-30	53,133
9/20	L	OAKLAND (Mon.) (N)	21-24	60,884
9/26	L	NEW ENGLAND	17-27	53,918
10/3	L	at Buffalo	17-50	51,909
10/10	W	at Washington	33-30	53,060
10/17	W	at Miami	20-17	43,325
10/24	L	DENVER	26-35	57,961

10/31	W	at Tampa Bay	28-19	41,779
11/7	L	PITTSBURGH	0-45	71,516
11/14	L	at Oakland	10-21	48,859
11/21	L	CINCINNATI	24-27	46,259
11/28	W	at San Diego	23-20	29,272
12/5	L	at Denver	16-17	58,170
12/12	W	CLEVELAND	39-14	34,340

1977 KANSAS CITY CHIEFS Head Coach: Paul Wiggin (1-6)
Tom Bettis (1-6)

Preseason				Record: 3-3
8/6	L	at Detroit	0-17	52,309
8/13	W	PITTSBURGH	23-21	28,584
8/18	L	at Washington	7-13	33,263
8/27	W	L.A. RAMS	27-19	34,975
9/5	L	ATLANTA	16-24	22,748
9/10	W	ST. LOUIS	20-37	35,954

Regular Season				Record: 2-12 (5th - Western Division)
9/18	L	at New England	17-21	58,185
9/25	L	SAN DIEGO	7-23	56,146
10/3	L	OAKLAND (Mon.) (N)	28-37	60,684
10/9	L	at Denver	7-23	74,878
10/16	L	BALTIMORE	6-17	63,076
10/23	W	at San Diego	21-16	33,010
10/30	L	at Cleveland	7-44	60,631
11/6	W	GREEN BAY	20-10	62,687
11/13	L	at Chicago	27-28	49,543
11/20	L	DENVER	7-14	54,050
11/27	L	at Houston	20-34	42,934
12/4	L	CINCINNATI	7-27	38,488
12/11	L	SEATTLE	31-34	22,262
12/18	L	at Oakland	20-21	50,304

1978 KANSAS CITY CHIEFS Head Coach: Marv Levy

Preseason				Record: 2-2
8/5	W	at Green Bay	17-14	54,453
8/12	W	MINNESOTA	17-13	41,092
8/20	L	at New England	7-24	39,043
8/26	L	ST. LOUIS	7-12	40,884

Regular Season				Record: 4-12
9/3	W	at Cincinnati	24-23	41,810
9/10	L	HOUSTON	17-20	40,213
9/17	L	at N.Y. Giants	10-26	70,546
9/24	L	DENVER	*17-23	60,593
10/1	L	at Buffalo	13-28	47,310
10/8	L	TAMPA BAY	13-30	38,201
10/15	L	at Oakland	6-28	50,759
10/22	W	CLEVELAND	17-3	41,157
10/29	L	at Pittsburgh	24-27	48,185
11/5	L	OAKLAND	10-20	75,418
11/12	L	at San Diego	*23-29	41,395
11/19	L	SEATTLE	10-13	35,252
11/26	W	SAN DIEGO	23-0	26,248
12/3	W	BUFFALO	14-10	25,781
12/10	L	at Denver	3-24	74,149
12/17	L	at Seattle	19-23	58,490

1979 KANSAS CITY CHIEFS Head Coach: Marv Levy

Preseason				Record: 3-1
8/4	L	at Green Bay	10-14	53,994
8/9	W	PHILADELPHIA	24-21	33,578
8/18	W	ST. LOUIS	20-3	43,214
8/23	W	at Minnesota	25-0	39,578

Regular Season				Record: 7-9
9/2	W	BALTIMORE	14-0	50,442
9/9	L	CLEVELAND	24-27	42,181
9/16	L	at Houston	6-20	45,684
9/23	W	OAKLAND	35-7	67,281
9/30	W	at Seattle	24-6	61,169
10/7	W	at Cincinnati	10-7	40,041

10/14	L	DENVER	10-24	74,292
10/21	L	N.Y. GIANTS	17-21	45,742
10/28	L	at Denver	3-20	74,908
11/4	L	SAN DIEGO	14-20	59,353
11/11	L	PITTSBURGH	3-30	70,132
11/18	W	at Oakland	24-21	53,596
11/25	L	at San Diego	7-28	50,078
12/2	W	SEATTLE	37-21	42,160
12/9	W	at Baltimore	10-7	25,684
12/16	L	at Tampa Bay	0-3	63,624

1980 KANSAS CITY CHIEFS

Head Coach: Marv Levy

Preseason

Record: 3-1

8/9	W	CLEVELAND	42-0	38,055
8/18	W	MINNESOTA	24-10	39,879
8/23	W	at St. Louis	20-10	41,687
8/30	L	San Francisco (Tuscon, AZ)	21-31	27,000

Regular Season

Record: 8-8 (3rd, tie – Western Division)

9/7	L	OAKLAND	14-27	54,269
9/14	L	SEATTLE	16-17	42,403
9/21	L	at Cleveland	13-20	63,614
9/28	L	SAN DIEGO	7-24	45,161
10/5	W	at Oakland	31-17	40,153
10/12	W	HOUSTON	21-20	75,048
10/19	W	at Denver	23-17	74,459
10/26	W	DETROIT	20-17	59,391
11/2	L	BALTIMORE	24-31	52,383
11/9	W	at Seattle	31-30	58,976
11/16	L	at San Diego	7-20	50,248
11/23	W	at St. Louis	21-13	42,871
11/30	L	CINCINNATI	6-20	41,594
12/7	W	DENVER	31-14	40,237
12/14	L	at Pittsburgh	16-21	50,013
12/21	W	at Baltimore	38-28	16,941

1981 KANSAS CITY CHIEFS

Head Coach: Marv Levy

Preseason

Record: 1-3

8/7	L	at Washington	10-16	32,488
8/15	W	CHICAGO	13-0	41,099
8/22	L	ST. LOUIS	3-16	42,550
8/28	L	at Miami	7-31	36,896

Regular Season

Record: 9-7 (3rd – Western Division)

9/6	W	at Pittsburgh	37-33	53,305
9/13	W	TAMPA BAY	19-10	50,555
9/20	L	SAN DIEGO	31-42	63,866
9/27	W	at Seattle	20-14	59,255
10/4	L	at New England	17-33	55,931
10/11	W	OAKLAND	27-0	76,543
10/18	W	DENVER	28-14	74,672
10/25	W	at Oakland	28-17	42,914
11/1	L	at San Diego	20-22	51,307
11/8	L	CHICAGO	*13-16	60,605
11/15	W	HOUSTON	23-10	73,984
11/22	W	SEATTLE	40-13	49,002
11/26	L	at Detroit (Thur.) (Thanksgiving)	10-27	76,735
12/6	L	at Denver	13-16	74,744
12/13	L	MIAMI	7-17	57,407
12/20	W	at Minnesota	10-6	41,110

1982 KANSAS CITY CHIEFS

Head Coach: Marv Levy

Preseason

Record: 2-1-1

8/13	W	CINCINNATI	26-10	39,815
8/21	L	at New Orleans	3-6	46,585
8/28	T	MIAMI	*17-17	42,290
9/4	W	at St. Louis	10-6	39,926

Regular Season

Record: 3-6 (4th – Western Division)

9/12	L	at Buffalo	9-14	79,383
9/19	W	SAN DIEGO	19-12	60,514
11/21	L	at New Orleans	17-27	39,341
11/28	L	at L.A. Rams	14-20	45,793

12/5	L	at Pittsburgh	14-35	52,090
12/12	L	L.A. RAIDERS	16-21	26,307
12/19	W	at Denver	37-16	74,192
12/26	L	SAN FRANCISCO	13-26	24,319
1/2	W	N.Y. JETS	37-13	11,902

1983 KANSAS CITY CHIEFS

Head Coach: John Mackovic

Preseason			Record: 2-2	
8/6	W	at Cincinnati	24-7	42,662
8/13	L	DETROIT	13-17	32,885
8/20	W	ST. LOUIS	17-16	34,070
8/27	L	at Chicago	17-20	56,311

Regular Season		Record: 6-10 (4th – Western Division)		
9/4	W	SEATTLE	17-13	42,531
9/12	L	SAN DIEGO (Mon.) (N)	14-17	62,150
9/18	L	at Washington	12-27	52,610
9/25	L	at Miami	6-14	50,785
10/2	W	ST. LOUIS	38-14	58,975
10/9	L	at L.A. Raiders	20-21	40,492
10/16	W	N.Y. GIANTS	38-17	55,449
10/23	W	at Houston	*13-10	39,462
10/30	L	at Denver	24-27	76,640
11/6	L	L.A. RAIDERS	20-28	75,497
11/13	W	CINCINNATI	20-15	46,711
11/20	L	at Dallas	21-41	64,102
11/27	L	at Seattle	*48-51	56,793
12/4	L	BUFFALO	9-14	27,104
12/11	L	at San Diego	38-41	35,510
12/18	W	DENVER	48-17	11,377

1984 KANSAS CITY CHIEFS

Head Coach: John Mackovic

Preseason			Record: 1-3	
8/4	L	NEW ORLEANS	20-34	34,230
8/10	L	at St. Louis	10-14	30,233
8/18	W	CLEVELAND	31-13	33,074
8/24	L	at New England	7-36	22,721

Regular Season		Record: 8-8 (4th – Western Division)		
9/2	W	at Pittsburgh	37-27	56,709
9/9	W	at Cincinnati	27-22	47,111
9/16	L	L.A. RAIDERS	20-22	75,111
9/23	L	at Denver	0-21	74,263
9/30	W	CLEVELAND	10-6	40,785
10/7	L	N.Y. JETS	16-17	53,167
10/14	W	SAN DIEGO	31-13	67,465
10/21	L	at N.Y. Jets	7-28	76,891
10/28	W	TAMPA BAY	24-20	41,710
11/4	L	at Seattle	0-45	64,915
11/11	L	HOUSTON	16-17	44,464
11/18	L	at L.A. Raiders	7-17	48,575
11/25	L	at N.Y. Giants	27-28	74,383
12/2	W	DENVER	16-13	38,949
12/9	W	SEATTLE	34-7	34,855
12/16	W	at San Diego	42-21	40,211

1985 KANSAS CITY CHIEFS

Head Coach: John Mackovic

Preseason			Record: 3-1	
8/10	W	at Cincinnati	35-27	41,115
8/17	L	NEW ENGLAND	13-31	35,162
8/24	W	at Houston	24-19	36,501
8/31	W	ST. LOUIS	17-13	38,618

Regular Season		Record: 6-10 (5th – Western Division)		
9/8	W	at New Orleans	47-27	57,760
9/12	W	L.A. RAIDERS (Thur.) (N)	36-20	72,686
9/22	L	at Miami	0-31	69,791
9/29	W	SEATTLE	28-7	50,485
10/6	L	at L.A. Raiders	10-19	55,133
10/13	L	at San Diego	20-31	50,067
10/20	L	L.A. RAMS	0-16	64,474
10/27	L	DENVER	10-30	68,248
11/3	L	at Houston	20-23	41,238

11/10	L	PITTSBURGH	28-36	46,126
11/17	L	at San Francisco	3-31	56,447
11/24	W	INDIANAPOLIS	20-7	21,762
12/1	L	at Seattle	6-24	52,655
12/8	W	ATLANTA	38-10	18,199
12/14	L	at Denver (Sat.)	13-14	69,209
12/22	W	SAN DIEGO	38-34	18,178

1986 KANSAS CITY CHIEFS

Head Coach: John Mackovic

Preseason			Record: 2-2	
8/9	W	CINCINNATI	35-27	30,067
8/16	W	at St. Louis	27-26	30,305
8/23	L	BUFFALO	6-13	39,911
8/30	L	at New Orleans	10-13	47,945

Regular Season Record: 10-6 (2nd - Western Division)

9/7	W	CINCINNATI	24-13	43,430
9/14	L	at Seattle	17-23	64,947
9/21	W	HOUSTON	27-13	43,699
9/28	W	at Buffalo	20-17	67,555
10/5	L	L.A. RAIDERS	17-24	74,430
10/12	L	at Cleveland	7-20	72,304
10/19	W	SAN DIEGO	42-41	55,767
10/26	W	TAMPA BAY	27-20	36,230
11/2	W	at San Diego	24-23	44,518
11/9	W	SEATTLE	27-7	53,268
11/16	L	at Denver	17-38	75,745
11/23	L	at St. Louis	14-23	29,680
11/30	L	BUFFALO	14-17	31,492
12/7	W	DENVER	37-0	47,019
12/14	W	at L.A. Raiders	20-17	68,771
12/21	W	at Pittsburgh	24-19	47,150

AFC Wild Card Playoff Game

12/28	L	at N.Y. Jets	15-35	69,307
-------	---	--------------	-------	--------

1987 KANSAS CITY CHIEFS

Head Coach: Frank Gansz

Preseason			Record: 4-1	
8/8	L	San Francisco (Canton, OH)	7-20	23,826
8/13	W	at Houston	32-20	30,147
8/22	W	ATLANTA	13-10	39,164
8/29	W	BUFFALO	34-14	43,887
9/6	W	St. Louis (Memphis, TN)	*13-10	62,353

Regular Season Record: 4-11 (5th - Western Division)

9/13	W	SAN DIEGO	20-13	56,940
9/20	L	at Seattle	14-43	61,667
9/27		MINNESOTA	(Cancelled/Strike)	
10/4	L	# at L.A. Raiders	17-35	10,708
10/11	L	# at Miami	0-42	25,867
10/18	L	# DENVER	17-26	20,296
10/25	L	at San Diego	21-42	47,972
11/1	L	at Chicago	28-31	63,498
11/8	L	PITTSBURGH	16-17	45,249
11/15	L	N.Y. JETS	9-16	40,718
11/22	L	GREEN BAY	3-23	34,611
11/26	W	at Detroit (Thur.) (Thanksgiving)	27-20	43,820
12/6	L	at Cincinnati	*27-30	46,489
12/13	W	L.A. RAIDERS	16-10	63,834
12/19	L	at Denver (Sat.)	17-20	75,053
12/27	W	SEATTLE	41-20	20,370

- Replacement Games

1988 KANSAS CITY CHIEFS

Head Coach: Frank Gansz

Preseason			Record: 2-1-1	
8/6	W	CINCINNATI	34-21	31,947
8/13	W	at Atlanta	27-13	23,369
8/19	T	at Green Bay (Milwaukee, WI)	*21-21	32,361
8/25	L	PHOENIX	21-41	36,883

Regular Season Record: 4-11-1 (5th - Western Division)

9/4	L	CLEVELAND	3-6	55,654
9/11	L	at Seattle	10-31	61,512

9/18	W	DENVER	20-13	63,268
9/25	L	SAN DIEGO	23-24	45,498
10/2	T	at N.Y. Jets	*17-17	66,110
10/9	L	at Houston	6-7	39,134
10/16	L	L.A. RAIDERS	17-27	77,078
10/23	L	DETROIT	6-7	66,926
10/30	L	at L.A. Raiders	10-17	36,103
11/6	L	at Denver	11-17	74,227
11/13	W	CINCINNATI	31-28	34,614
11/20	W	SEATTLE	27-24	33,152
11/27	L	at Pittsburgh	10-16	42,057
12/4	W	N.Y. JETS	38-34	30,059
12/11	L	at N.Y. Giants	12-28	69,809
12/18	L	at San Diego	13-24	26,339

1989 KANSAS CITY CHIEFS Head Coach: Marty Schottenheimer

Preseason			Record: 1-3	
8/12	L	Minnesota (Memphis, TN)	13-23	63,528
8/20	L	N.Y. GIANTS	7-45	36,820
8/27	W	at Chicago	22-17	56,343
9/1	L	N.Y. JETS	*13-15	41,105

Regular Season			Record: 8-7-1 (2nd - Western Division)	
9/10	L	at Denver	20-34	74,284
9/17	W	L.A. RAIDERS	24-19	71,741
9/24	L	at San Diego	6-21	40,128
10/1	L	CINCINNATI	17-21	61,165
10/8	W	at Seattle	20-16	60,715
10/15	L	at L.A. Raiders	14-20	40,453
10/22	W	DALLAS	36-28	76,841
10/29	L	at Pittsburgh	17-23	54,194
11/5	W	SEATTLE	20-10	54,489
11/12	L	DENVER	13-16	76,245
11/19	T	at Cleveland	*10-10	77,922
11/26	W	HOUSTON	34-0	51,342
12/3	W	MIAMI	26-21	54,610
12/10	W	at Green Bay	21-3	56,694
12/17	L	SAN DIEGO	13-20	40,623
12/24	W	at Miami	27-24	43,612

1990 KANSAS CITY CHIEFS Head Coach: Marty Schottenheimer

Preseason			Record: 1-3	
8/11	L	L.A. Rams (Berlin, Germany)	3-19	55,429
8/18	L	N.Y. JETS	0-20	40,448
8/24	L	at Detroit	21-35	50,293
8/31	W	GREEN BAY	27-14	42,806

Regular Season			Record: 11-5 (2nd - Western Division)	
9/9	W	MINNESOTA	24-21	68,363
9/17	L	at Denver (Mon.) (N)	23-24	75,277
9/23	W	at Green Bay	17-3	58,817
9/30	W	CLEVELAND	34-0	75,462
10/7	L	at Indianapolis	19-23	54,950
10/14	W	DETROIT	43-24	74,312
10/21	L	at Seattle	7-19	60,358
11/4	W	L.A. RAIDERS	9-7	70,951
11/11	L	SEATTLE	16-17	71,285
11/18	W	SAN DIEGO	27-10	63,717
11/25	W	at L.A. Raiders	27-24	65,710
12/2	W	at New England	37-7	26,280
12/9	W	DENVER	31-20	74,347
12/16	L	HOUSTON	10-27	61,756
12/23	W	at San Diego	24-21	45,135
12/29	W	at Chicago (Sat.)	21-10	60,262

AFC First Round Playoff Game

1/5	L	at Miami (Sat.)	16-17	67,276
-----	---	-----------------	-------	--------

1991 KANSAS CITY CHIEFS Head Coach: Marty Schottenheimer

Preseason			Record: 2-2	
8/3	L	DALLAS	14-24	56,038
8/10	W	N.Y. Jets (St. Louis, MO)	19-10	52,935
8/17	W	DETROIT	38-14	57,320
8/23	L	at Tampa Bay	7-20	33,996

Regular Season **Record: 10-6 (2nd - Western Division)**

9/1	W	ATLANTA	14-3	74,246
9/8	L	NEW ORLEANS	10-17	74,816
9/16	L	at Houston (Mon.) (N)	7-17	61,058
9/22	W	SEATTLE	20-13	71,789
9/29	W	at San Diego	14-13	44,907
10/7	W	BUFFALO (Mon.) (N)	33-6	76,120
10/13	W	MIAMI	42-7	76,021
10/20	L	at Denver	16-19	75,866
10/28	W	L.A. RAIDERS (Mon.) (N)	24-21	77,111
11/10	W	at L.A. Rams	27-20	52,511
11/17	L	DENVER	20-24	74,661
11/24	L	at Cleveland	15-20	63,991
12/1	W	at Seattle	19-6	57,248
12/8	W	SAN DIEGO	*20-17	73,330
12/14	L	at San Francisco (Sat.)	14-28	62,672
12/22	W	at L.A. Raiders	27-21	65,144

AFC First Round Playoff Game

12/28	W	L.A. RAIDERS (Sat.)	10-6	75,827
-------	---	---------------------	------	--------

AFC Divisional Playoff Game

1/5	L	at Buffalo	14-37	80,182
-----	---	------------	-------	--------

1992 KANSAS CITY CHIEFS Head Coach: Marty Schottenheimer**Preseason** **Record: 1-3**

8/8	L	at Green Bay	13-21	54,322
8/15	L	at Minnesota	0-30	38,132
8/24	W	BUFFALO	35-0	71,481
8/28	L	INDIANAPOLIS	10-21	65,557

Regular Season **Record: 10-6 (2nd - Western Division)**

9/6	W	at San Diego	24-10	45,024
9/13	W	SEATTLE	26-7	75,125
9/20	L	at Houston	*20-23	60,955
9/28	W	L.A. RAIDERS (Mon.) (N)	27-7	77,486
10/4	L	at Denver	19-20	75,629
10/11	W	PHILADELPHIA	24-17	76,626
10/18	L	at Dallas	10-17	64,115
10/25	L	PITTSBURGH (N)	3-27	76,175
11/8	W	SAN DIEGO	16-14	72,826
11/15	W	WASHINGTON	35-16	75,238
11/22	W	at Seattle (N)	24-14	49,867
11/29	W	at N.Y. Jets	23-7	57,375
12/6	L	at L.A. Raiders	7-28	45,227
12/13	W	NEW ENGLAND	27-20	52,208
12/19	L	at N.Y. Giants (Sat.)	21-35	53,427
12/27	W	DENVER	42-20	76,240

AFC First Round Playoff Game

1/2	L	at San Diego (Sat.)	0-17	58,278
-----	---	---------------------	------	--------

1993 KANSAS CITY CHIEFS Head Coach: Marty Schottenheimer**Preseason** **Record: 3-1**

8/7	W	at Green Bay (Milwaukee, WI)	29-21	51,655
8/12	L	BUFFALO	7-30	73,550
8/21	W	MINNESOTA	27-20	73,080
8/27	W	at New England	27-20	46,501

Regular Season **Record: 11-5 (1st - Western Division)**

9/5	W	at Tampa Bay	27-3	63,378
9/12	L	at Houston	0-30	59,780
9/20	W	DENVER (Mon.) (N)	15-7	78,453
10/3	W	L.A. RAIDERS	24-9	77,395
10/10	W	CINCINNATI	17-15	75,394
10/17	W	at San Diego	17-14	60,729
10/31	L	at Miami	10-30	67,765
11/8	W	GREEN BAY (Mon.) (N)	23-16	76,742
11/14	W	at L.A. Raiders	31-20	66,553
11/21	L	CHICAGO	17-19	76,872
11/28	W	BUFFALO	23-7	74,452
12/5	W	at Seattle	31-16	58,551
12/12	L	at Denver	21-27	75,882

12/19	W	SAN DIEGO	28-24	74,778
12/26	L	at Minnesota (N)	10-30	59,236
1/2	W	SEATTLE	34-24	72,136

AFC First Round Playoff Game

1/8	W	PITTSBURGH (Sat.)	*27-24	74,515
-----	---	-------------------	--------	--------

AFC Divisional Playoff Game

1/16	W	at Houston	28-20	64,011
------	---	------------	-------	--------

AFC Championship Game

1/23	L	at Buffalo	13-30	76,642
------	---	------------	-------	--------

1994 KANSAS CITY CHIEFS Head Coach: Marty Schottenheimer

Preseason Record: 2-3

7/31	W	HOUSTON	24-17	70,732
8/7	L	Minnesota (Tokyo, Japan)	9-17	49,555
8/12	W	at Washington	17-14	40,778
8/22	L	CHICAGO	18-21	75,114
8/26	L	at Buffalo	3-24	46,166

Regular Season Record: 9-7 (2nd - Western Division)

9/4	W	at New Orleans	30-17	69,362
9/11	W	SAN FRANCISCO	24-17	79,907
9/18	W	at Atlanta (N)	30-10	67,357
9/25	L	L.A. RAMS	0-16	78,184
10/9	L	at San Diego	6-20	62,923
10/17	W	at Denver (Mon.) (N)	31-28	75,151
10/23	W	SEATTLE	38-23	78,847
10/30	L	at Buffalo	10-44	79,501
11/6	W	L.A. RAIDERS (N)	13-3	78,709
11/13	L	SAN DIEGO	13-14	78,997
11/20	W	CLEVELAND	20-13	69,121
11/27	L	at Seattle	9-10	54,120
12/4	L	DENVER	*17-20	77,831
12/12	L	at Miami (Mon.) (N)	28-45	71,578
12/18	W	HOUSTON	31-9	74,474
12/24	W	at L.A. Raiders (Sat.)	19-9	64,130

AFC First Round Playoff Game

12/31	L	at Miami (Sat.)	17-27	67,487
-------	---	-----------------	-------	--------

CHIEFS IN OVERTIME

The Chiefs have played in two playoff overtime games (1-1 record) and 13 regular season overtime affairs (4-7-2 mark). The NFL instituted a 15:00 overtime period for regular season contests in 1974.

Date	Flip Winner	W/L	Score	Time
12/23/63*	Texans#	W	Texans 20, OILERS 17	17:54
12/25/71 +	Chiefs	L	Dolphins 27, CHIEFS 24	22:40
11/23/75	Lions	W	CHIEFS 24, Lions 21	6:44
10/17/76	Chiefs	W	Chiefs 20, DOLPHINS 17	14:48
9/24/78	Broncos	L	Broncos 23, CHIEFS 17	13:28
11/12/78	Chiefs	L	CHARGERS 29, Chiefs 23	15:00
11/8/81	Bears	L	Bears 16, CHIEFS 13	13:07
10/23/83	Chiefs	W	Chiefs 13, OILERS 10	7:41
11/27/83	Seahawks	L	SEAHAWKS 51, Chiefs 48	1:46
12/6/87	Bengals	L	BENGALS 30, Chiefs 27	9:44
10/2/88	Chiefs	T	Chiefs 17, JETS 17	15:00
11/19/89	Browns	T	Chiefs 10, BROWNS 10	15:00
12/8/91	Chiefs	W	CHIEFS 20, Chargers 17	11:26
9/20/92	Chiefs	L	OILERS 23, Chiefs 20	1:55
1/8/93**	Chiefs	W	CHIEFS 27, Steelers 24	11:03
12/4/94	Broncos	L	Broncos 20, CHIEFS 17	12:12

* 1962 AFL Championship Game

Texans captain Abner Haynes elected to "kick to the clock"

+ 1971 AFC Divisional Playoff Game (longest game in NFL history)

**1993 AFC First-Round Playoff Game.

Home Team in all CAPS

ALL-TIME ATTENDANCE

HOME ATTENDANCE

Year	Preseason	Regular Season	Total
1960	51,000	171,500	222,500
1961	20,500	123,000	143,500
1962	(none)	155,409	155,409
1963	12,856	150,567	163,423
1964	28,653	126,881	155,534
1965	28,289	150,449	178,738
1966	25,270	259,071	284,341
1967	33,041	315,006	348,047
1968	91,231	338,911	430,142
1969	75,300	345,519	420,819
1970	38,341	354,481	392,822
1971	111,796	351,705	463,501
1972	312,428	509,291	821,719
1973	282,747	459,519	742,266
1974	167,384	413,714	581,098
1975	148,068	424,265	572,333
1976	120,281	378,011	498,292
1977	121,931	357,393	479,324
1978	81,976	342,863	424,839
1979	76,792	451,583	528,375
1980	77,934	410,486	488,420
1981	83,649	506,634	590,283
1982	82,205	123,042	205,247
1983	66,955	379,794	446,749
1984	67,304	396,051	463,355
1985	73,780	360,158	433,938
1986	69,978	385,335	455,313
1987	83,051	282,018	365,069
1988	68,830	406,249	475,079
1989	77,925	487,056	564,981
1990	83,254	560,193	643,447
1991	113,358	598,094	711,452
1992	137,038	581,924	718,962
1993	146,580	606,222	732,802
1994	145,846	613,870	759,716
TOTALS	3,205,571	12,876,264	16,081,835

HOME PLAYOFF GAMES (1971-Miami, 1991-L.A. Raiders, 1993-Pittsburgh)
ATTENDANCE: 200,716

AWAY ATTENDANCE

Year	Preseason	Regular Season	Total
1960	49,500	110,321	159,821
1961	78,608	138,111	216,719
1962	92,085	163,727	255,812
1963	50,362	151,391	201,753
1964	65,806	175,302	241,108
1965	39,299	219,668	258,967
1966	90,175	248,153	338,328
1967	176,813	277,459	454,272
1968	122,233	282,863	405,096
1969	151,825	312,502	464,327
1970	333,210	355,837	689,047
1971	161,265	417,131	578,396
1972	98,976	424,802	523,778
1973	106,954	344,453	451,407
1974	88,716	320,672	409,388
1975	110,785	325,951	436,736
1976	79,098	326,374	405,472
1977	85,572	369,485	455,057
1978	93,496	432,554	526,050
1979	93,572	414,784	508,356
1980	68,687	397,275	465,962
1981	69,384	455,301	524,685
1982	86,511	290,799	377,310
1983	98,973	414,394	513,367
1984	52,944	483,068	536,012
1985	77,616	452,300	529,916
1986	78,250	470,670	548,920
1987	116,326	375,074	491,400
1988	55,730	415,291	471,021
1989	119,871	448,002	567,873
1990	105,722	446,789	552,511
1991	86,391	483,397	569,788
1992	92,454	451,620	544,074
1993	98,156	511,814	609,970
1994	136,499	544,122	680,621
TOTALS	3,511,864	12,451,536	15,963,400

AWAY PLAYOFF GAMES (1962-Houston, 1966-Buffalo, 1968-Oakland, 1969-N.Y. Jets, Oakland, 1986-N.Y. Jets, 1990-Miami, 1991-Buffalo, 1992-San Diego, 1993-Houston, Buffalo, 1994-Miami) ATTENDANCE: 734,270

SUPER BOWL I ATTENDANCE (Jan. 15, 1967): 61,946

SUPER BOWL IV ATTENDANCE (Jan. 11, 1970): 80,998

ATTENDANCE RECORDS

LARGEST CROWD—REGULAR SEASON

Home—Chiefs vs. Oakland
November 5, 1972—82,094

Away—Chiefs at Cleveland
October 8, 1972—83,819

LARGEST CROWD— POSTSEASON

Chiefs vs. Vikings at New Orleans
January 11, 1970—80,998

LARGEST CROWD— PRESEASON

Chiefs vs. Dallas at Arrowhead
September 2, 1972—79,592

ARROWHEAD STADIUM



Arrowhead Stadium, home of the Kansas City Chiefs, is one of the finest facilities in the NFL. It is part of the Harry S. Truman Sports Complex, which also includes a 42,000-seat baseball stadium. Arrowhead was dedicated August 12, 1972 at the inaugural preseason game. Since, 12,723,059 spectators have passed through the stadium turnstiles to enjoy Chiefs football. After 23 seasons of artificial turf, Arrowhead sported a grass playing surface in '94.

Level Breakdown: (79,101-approx.)

Upper Level — 33,975; Club Level — 10,199; Lower Level — 34,927; Between End Zones — 50,000.

Luxury Suites: 80

Luxury Field Boxes: 8

Construction Data:

Overall Supervision: Jackson County Sports Authority
 Architect: Kivett and Myers with Charles Deaton, Design Associate

General Contractor: Sharp, Kidde, Webb

Groundbreaking: July, 1968

Completion: August, 1972

Grass Installation: S.W. Franks, Cleveland, Ohio, General Contractor, July, 1994

Costs: Dual Stadium Complex \$53,000,000
 Additions to Arrowhead paid by Chiefs \$ 9,500,000
 (Paid for by the Chiefs, added improvements include 18,000 chair-back seats, computerized scoreboard, all food-beverage service facilities, club facilities, business suites and administrative areas.)

CHIEFS TOP TEN HOME CROWDS (Regular Season)

Date	Opponent	Attendance
November 5, 1972	Oakland	82,094
September 11, 1994	San Francisco	79,907
September 17, 1972	Miami	79,829
October 15, 1972	Cincinnati	79,068
November 19, 1972	San Diego	79,011
October 23, 1994	Seattle	78,847
November 6, 1994	L.A. Raiders	78,709
September 20, 1993	Denver	78,453
October 22, 1972	Philadelphia	78,389
September 25, 1994	L.A. Rams	78,184

HOME/AWAY RECORDS

HOME RECORD					ROAD RECORD				
Year	W	L	T	Pct.	Year	W	L	T	Pct.
1960	5	2	0	.714	1960	3	4	0	.429
1961	4	3	0	.571	1961	2	5	0	.286
1962	6	1	0	.857	1962	5	2	0	.714
1963	4	3	0	.571	1963	1	4	2	.286
1964	4	3	0	.571	1964	3	4	0	.429
1965	5	2	0	.714	1965	2	3	2	.429
1966	4	2	1	.643	1966	7	0	0	1.000
1967	4	3	0	.571	1967	5	2	0	.714
1968	6	1	0	.857	1968	6	1	0	.857
1969	6	1	0	.857	1969	5	2	0	.714
1970	4	1	2	.727	1970	3	4	0	.429
1971	7	0	0	1.000	1971	3	3	1	.500
1972	3	4	0	.429	1972	5	2	0	.714
1973	5	1	1	.786	1973	2	4	1	.357
1974	1	6	0	.143	1974	4	3	0	.571
1975	3	4	0	.429	1975	2	5	0	.286
1976	1	6	0	.143	1976	4	3	0	.571
1977	1	6	0	.143	1977	1	6	0	.143
1978	3	5	0	.375	1978	1	7	0	.125
1979	3	5	0	.375	1979	4	4	0	.500
1980	3	5	0	.375	1980	5	3	0	.625
1981	5	3	0	.625	1981	4	4	0	.500
1982	2	2	0	.500	1982	1	4	0	.286
1983	5	3	0	.625	1983	1	7	0	.125
1984	5	3	0	.625	1984	3	5	0	.375
1985	5	3	0	.625	1985	1	7	0	.125
1986	6	2	0	.750	1986	4	4	0	.500
1987	3	4	0	.429	1987	1	7	0	.125
1988	4	4	0	.500	1988	0	7	1	.063
1989	5	3	0	.625	1989	3	4	1	.438
1990	6	2	0	.750	1990	5	3	0	.625
1991	6	2	0	.750	1991	4	4	0	.500
1992	7	1	0	.875	1992	3	5	0	.375
1993	7	1	0	.875	1993	4	4	0	.500
1994	5	3	0	.625	1994	4	4	0	.500

35-YEAR TOTALS

	W	L	T	Pct.
Home Games	153	100	4	.595
Road Games	111	140	8	.429
Playoff Games—Home	1	1	0	.667
Playoff Games—Road	5	7	0	.417
Super Bowls	1	1	0	.500
Totals	272	249	12	.510

CHIEFS VS. AFC WEST

Year	Den.	Oak./LA	S.D.	Sea.	Home	Away	Total
1970	1-1	0-1-1	1-1	—	2-0-1	0-3	2-3-1
1971	2-0	1-0-1	1-1	—	3-0	1-1-1	4-1-1
1972	2-0	1-1	1-1	—	2-1	2-1	4-2
1973	1-1	1-1	2-0	—	3-0	1-2	4-2
1974	1-1	0-2	1-1	—	0-3	2-1	2-4
1975	1-1	1-1	1-1	—	2-1	1-2	3-3
1976	0-2	0-2	1-1	—	0-3	*2-2	*2-5
1977	0-2	0-2	1-1	0-1	0-4	1-2	1-6
1978	0-2	0-2	1-1	0-2	1-3	0-4	1-7
1979	0-2	2-0	0-2	2-0	2-2	2-2	4-4
1980	2-0	1-1	0-2	1-1	1-3	3-1	4-4
1981	1-1	2-0	0-2	2-0	3-1	2-2	5-3
1982	1-0	0-1	1-0	0-0	1-1	1-0	2-1
1983	1-1	0-2	0-2	1-1	2-2	0-4	2-6
1984	1-1	0-2	2-0	1-1	3-1	1-3	4-4
1985	0-2	1-1	1-1	1-1	3-1	0-4	3-5
1986	1-1	1-1	2-0	1-1	3-1	2-2	5-3
1987	0-2	1-1	1-1	1-1	3-1	0-4	3-5
1988	1-1	0-2	0-2	1-1	2-2	0-4	2-6
1989	0-2	1-1	0-2	2-0	2-2	1-3	3-5
1990	1-1	2-0	2-0	0-2	3-1	2-2	5-3
1991	0-2	2-0	2-0	2-0	3-1	3-1	6-2
1992	1-1	1-1	2-0	2-0	4-0	2-2	6-2
1993	1-1	2-0	2-0	2-0	4-0	3-1	7-1
1994	1-1	2-0	0-2	1-1	2-2	2-2	4-4

*includes win over Tampa Bay

NOTE: Chart begins in 1970 when AFC West was formed with AFL-NFL merger.

CHIEFS VS. THE NFL

ARIZONA CARDINALS

(3-1-1)

(Franchise in St. Louis prior to 1988,
and was known as Phoenix Cardinals from 1988-1992)

*1970 T 6 6	*1983 W 38 14
1974 W 17 13	1986 L 14 23
1980 W 21 13				

(Cardinals home sites: Busch Stadium, St. Louis 1970-87;
Sun Devil Stadium, Tempe, AZ 1988-present.)

ATLANTA FALCONS

(4-0-0)

*1972 W 17 14	*1991 W 14 3
*1985 W 38 10	1994 W 30 10

(Falcons home sites: Atlanta Fulton County Stadium 1970-91;
Georgia Dome 1992-present.)

BUFFALO BILLS

(14-18-1)

*1960 W 45 28	1969 W 29 7
1960 W 24 7	*1969 W 22 19
1961 L 24 27	*1971 W 22 9
*1961 L 20 30	1973 L 14 23
*1962 W 41 21	1976 L 17 50
1962 L 14 23	1978 L 13 28
1963 T 27 27	*1978 W 14 10
*1963 L 26 35	1982 L 9 14
1964 L 17 34	*1983 L 9 14
*1964 L 22 35	1986 W 20 17
*1965 L 7 23	*1986 L 14 17
1965 L 25 34	*1991 W 33 6
1966 W 42 20	b1991 L 14 37
1966 L 14 29	*1993 W 23 7
a1966 W 31 7	c1993 L 13 30
*1967 W 23 13	1994 L 10 44
1968 W 18 7				

(Bills home sites: War Memorial Stadium 1960-72;
Rich Stadium, Orchard Park, NY 1973-present.)

CHICAGO BEARS

(2-4-0)

*1973 W 19 7	1987 L 28 31
1977 L 27 28	1990 W 21 10
*1981 L 13 16 (ot)	*1993 L 17 19

(Bears home sites: Wrigley Field 1970;
Soldier Field 1971-present.)

CINCINNATI BENGALS

(11-9-0)

*1968 W 13 3	1978 W 24 23
1968 W 16 9	1979 W 10 7
1969 L 19 24	*1980 L 6 20
*1969 W 42 22	*1983 W 20 15
1970 W 27 19	1984 W 27 22
*1972 L 16 23	*1986 W 24 14
1973 L 6 14	1987 L 27 30 (ot)
*1974 L 6 33	*1988 W 31 28
*1976 L 24 27	*1989 L 17 21
*1977 L 7 27	*1993 W 17 15

(Bengals home sites: Nippert Stadium 1968-69;
Riverfront Stadium 1970-present.)

CLEVELAND BROWNS

(7-7-2)

*1971 W 13 7	1980 L 13 20
1972 W 31 7	*1984 W 10 6
*1973 T 20 20	1986 L 7 20
1975 L 14 40	*1988 L 3 6
*1976 W 39 14	1989 T 10 10 (ot)
1977 L 7 44	*1990 W 34 0
*1978 W 17 3	1991 L 15 20
*1979 L 24 27	1994 W 20 13

(Browns home site: Cleveland Memorial Stadium 1970-present.)

DALLAS COWBOYS
(2-3-0)

*1970 L 16 27	*1989 W 36 28
1975 W 34 31	1992 L 10 17
1983 L 21 41				

(Cowboys home sites: Cotton Bowl 1970;
Texas Stadium, Irving, TX 1971-present.)

DENVER BRONCOS
(39-30-0)

1960 W 17 14	*1977 L 7 14
*1960 W 34 7	*1978 L 17 23 (ot)
1961 W 19 12	1978 L 3 24
*1961 W 49 21	*1979 L 10 24
1962 W 24 3	1979 L 3 20
*1962 W 17 10	1980 W 23 17
1963 W 59 7	*1980 W 31 14
*1963 W 52 21	*1981 W 28 14
1964 L 27 33	1981 L 13 16
*1964 W 49 39	1982 W 37 16
1965 W 31 23	1983 L 24 27
*1965 W 45 35	1983 W 48 17
*1966 W 37 10	1984 L 0 21
1966 W 56 10	*1984 W 16 13
*1967 W 52 9	*1985 L 10 30
1967 W 38 24	1985 L 13 14
*1968 W 34 2	1986 L 17 38
1968 W 30 7	*1986 W 37 10
1969 W 26 13	d1987 L 17 26
*1969 W 31 17	1987 L 17 20
1970 L 13 26	*1988 W 20 13
*1970 W 16 0	1988 L 11 17
1971 W 16 3	1989 L 20 34
*1971 W 28 10	*1989 L 13 16
1972 W 45 24	1990 L 23 24
*1972 W 24 21	*1990 W 31 20
*1973 W 16 14	1991 L 16 19
1973 L 10 14	*1991 L 20 24
*1974 L 14 17	1992 L 19 20
1974 W 42 34	*1992 W 42 20
1975 L 33 37	*1993 W 15 7
*1975 W 26 13	1993 L 21 27
*1976 L 26 35	1994 W 31 28
1976 L 16 17	*1994 L 17 20 (ot)
1977 L 7 23				

(Broncos home sites: Mile High Stadium 1960-present;
known as Bears Stadium 1960-67.)

DETROIT LIONS
(4-3-0)

1971 L 21 32	1987 W 27 20
*1975 W 24 21 (ot)	*1988 L 6 7
*1980 W 20 17	*1990 W 43 24
1981 L 10 27				

(Lions home sites: Briggs Stadium 1970-74;
Pontiac Silverdome 1975-present.)

GREEN BAY PACKERS
(4-2-1)

e1967 L 10 35	1989 W 21 3
f1973 T 10 10	1990 W 17 3
*1977 W 20 10	*1993 W 23 16
*1987 L 3 23				

(Packers home site: Lambeau Field 1970-present.)

HOUSTON OILERS
(24-17-0)

1960 L 10 20	1971 W 20 16
*1960 W 24 0	*1973 W 38 14
*1961 W 26 21	1974 W 17 7
1961 L 7 38	*1975 L 13 17
1962 W 31 7	1977 L 20 34
*1962 L 6 14	*1978 L 17 20
g1962 W 20 17 (2 ot)	1979 L 6 20
*1963 W 28 7	*1980 W 21 20
1963 L 7 28	*1981 W 23 10

*1964 W 28 7	*1984 L 16 17
1964 W 28 19	1985 L 20 23
1965 L 36 38	*1986 W 27 13
*1965 W 52 21	1988 L 6 7
*1966 W 48 23	*1989 W 34 0
1967 W 25 20	*1990 L 10 27
*1967 L 19 24	1991 L 7 17
1968 W 26 21	1992 L 20 23 (ot)
*1968 W 24 10	1993 L 0 30
*1969 W 24 0	h1993 W 28 20
*1970 W 24 9	*1994 W 31 9
1983 W 13 10 (ot)				

(Oilers home sites: Jeppesen Stadium 1960-64;
Rice Stadium 1965-67; Astrodome 1968-present.)

INDIANAPOLIS COLTS

(6-4-0)

(Franchise in Baltimore prior to 1984)

1970 W 44 24	1979 W 10 7
*1972 W 24 10	*1980 L 24 31
1975 L 14 28	1980 W 38 28
*1977 L 6 17	*1985 W 20 7
*1979 W 14 0	1990 L 19 23

Colts home sites: Memorial Stadium, Baltimore 1970-1983
RCA Dome 1984-present, known as Hoosier Dome 1984-1983.)

MIAMI DOLPHINS

(10-11-0)

*1966 W 34 16	*1981 L 7 17
1966 W 19 18	1983 L 6 14
1967 W 24 0	1985 L 0 31
1967 W 41 0	n1987 L 0 42
1968 W 48 3	*1989 W 26 21
*1969 W 17 10	o1990 L 16 17
m1971 L 24 27 (2ot)	*1991 W 42 7
*1972 L 10 20	1993 L 10 30
1974 L 3 9	1994 L 28 45
1976 W 20 17 (ot)	p1994 L 17 27
1989 W 27 24				

(Dolphins home sites: Orange Bowl 1966-86;
Joe Robbie Stadium 1987-present.)

MINNESOTA VIKINGS

(3-3-0)

q1970 W 23 7	1981 W 10 6
1970 L 10 27	*1990 W 24 21
*1974 L 15 35	1993 L 10 30

(Vikings home sites: Metropolitan Stadium 1970-81;
Hubert H. Humphrey Metrodome 1982-present.)

NEW ENGLAND PATRIOTS

(14-7-3)

(Franchise in Boston prior to 1971)

1960 L 14 42	1966 W 43 24
*1960 W 34 0	*1966 T 27 27
*1961 L 17 18	1967 W 33 10
1961 L 21 28	*1968 W 31 17
*1962 W 42 28	1969 W 31 0
1962 W 27 7	*1970 W 23 10
1963 T 24 24	*1970 W 23 10
*1963 W 35 3	1973 W 10 7
1964 L 7 24	1977 L 17 21
*1964 L 24 31	1981 L 17 33
*1965 W 27 17	1990 W 37 7
1965 T 10 10	*1992 W 27 20

(Patriots home sites: Boston University Field 1960-62;
Fenway Park 1963-68; Boston College Alumni Stadium 1969;
Harvard Stadium 1970; Foxboro Stadium, Foxboro, MA 1971-present;
known as Schaefer Stadium 1971-82 and Sullivan Stadium 1983-89.)

NEW ORLEANS SAINTS

(3-3-0)

1972 W 20 17	1985 W 47 27
*1976 L 17 27	*1991 L 10 17
1982 L 17 27	1994 W 30 17

(Saints home sites: Tulane Stadium 1970-74;
Louisiana Superdome 1975-present.)

NEW YORK GIANTS
(1-6-0)

*1974 L 27 33	1984 L 27 28
1978 L 10 26	1988 L 12 28
*1979 L 17 21	1992 L 21 35
*1983 W 38 17				

(Giants home sites: Yankee Stadium 1970-73;
Yale Bowl, New Haven, CT 1973-74; Shea Stadium 1975;
Giants Stadium, East Rutherford, NJ 1976-present.)

NEW YORK JETS
(15-13-1)

(Franchise known as Titans prior to 1963)

1960 L 35 37	*1968 L 19 20
1960 L 35 41	1969 W 34 16
1961 L 7 28	r1969 W 13 6
*1961 W 35 24	1971 L 10 13
*1962 W 20 17	*1974 W 24 16
1962 W 52 31	*1975 L 24 30
1963 L 0 17	*1982 W 37 13
*1963 W 48 0	*1984 L 16 17
1964 L 14 27	1984 L 7 28
*1964 W 24 7	s1986 L 15 35
1965 W 14 10	*1987 L 9 16
*1965 L 10 13	1988 T 17 17 (ot)
1966 W 32 24	*1988 W 38 34
*1967 W 42 18	1992 W 23 7
1967 W 21 7				

(Jets home sites: Polo Grounds 1960-63; Shea Stadium 1964-83;
Giants Stadium, East Rutherford, NJ 1984-present.)

OAKLAND RAIDERS
(34-36-2)

(Franchise in Oakland 1960-81, Los Angeles 1982-94)

1960 W 34 16	*1977 L 28 37
*1960 L 19 20	1977 L 20 21
1961 W 42 35	1978 L 6 28
*1961 W 43 11	*1978 L 10 20
1962 W 26 16	*1979 W 35 7
*1962 W 35 7	1979 W 24 21
1963 L 7 10	*1980 L 14 27
*1963 L 7 22	1980 W 31 17
1964 W 21 9	*1981 W 27 0
*1964 W 42 7	1981 W 28 17
1965 L 10 37	*1982 L 16 21
*1965 W 14 7	1983 L 20 21
1966 W 32 10	*1983 L 20 28
*1966 L 13 34	*1984 L 20 22
1967 L 21 23	1984 L 7 17
*1967 L 22 44	*1985 W 36 20
*1968 W 24 10	1985 L 10 19
1968 L 21 38	*1986 L 17 24
i1968 L 6 41	1986 W 20 17
*1969 L 24 27	k1987 L 17 35
1969 L 6 10	*1987 W 16 10
j1969 W 17 7	*1988 L 17 27
*1970 T 17 17	1988 L 10 17
1970 L 6 20	*1989 W 24 19
1971 T 20 20	1989 L 14 20
*1971 W 16 14	*1990 W 9 7
*1972 W 27 14	1990 W 27 24
1972 L 3 26	*1991 W 24 21
*1973 W 16 3	1991 W 27 21
1973 L 7 37	l1991 W 10 6
1974 L 7 27	1992 W 27 7
*1974 L 6 7	1992 L 7 28
*1975 W 42 10	*1993 W 24 9
1975 L 20 28	1993 W 31 20
*1976 L 21 24	*1994 W 13 3
1976 L 10 21	1994 W 19 9

(Raiders home sites: Kesar Stadium, San Francisco 1960;
Candlestick Park, San Francisco 1961, Frank Youell Field, Oakland 1962-65;
Oakland-Alameda County Coliseum 1966-1981;
Los Angeles Memorial Coliseum 1982-1994.)

PHILADELPHIA EAGLES
(1-1-0)

*1972 L 20 21 *1992 W 24 17
(Eagles home sites: Franklin Field 1970;
Veterans Stadium 1971-present.)

PITTSBURGH STEELERS
(6-13-0)

1970 W 31 14 1982 L 14 35
*1971 W 38 16 1984 W 37 27
1972 L 7 16 *1985 L 28 36
*1974 L 24 34 1986 W 24 19
1975 L 3 28 *1987 L 16 17
*1976 L 0 45 1988 L 10 16
1978 L 24 27 1989 L 17 23
*1979 L 3 30 *1992 L 3 27
1980 L 16 21 †1993 W 27 24 (ot)
1981 W 37 33

(Steelers home site: Three Rivers Stadium 1970-present.)

ST. LOUIS RAMS
(1-4-0)

(Franchise in Los Angeles prior to 1995)

*1973 L 13 23 1991 W 27 20
1982 L 14 20 *1994 L 0 16
*1985 L 0 16

(Rams home sites: Los Angeles Memorial Coliseum 1970-79;
Anaheim Stadium 1980-94.)

SAN DIEGO CHARGERS
(35-34-1)

(Franchise located in Los Angeles prior to 1961)

1960 L 20 21 1977 W 21 16
*1960 W 17 0 1978 L 23 29 (ot)
*1961 L 10 26 *1978 W 23 0
1961 L 14 24 *1979 L 14 20
1962 L 28 32 1979 L 7 28
*1962 W 26 17 *1980 L 7 24
*1963 L 17 38 1980 L 7 20
1963 L 10 24 *1981 L 31 42
*1964 L 14 28 1981 L 20 22
1964 W 49 6 *1982 W 19 12
1965 T 10 10 *1983 L 14 17
*1965 W 31 7 1983 L 38 41
*1966 W 24 14 *1984 W 31 13
1966 W 27 17 1984 W 42 21
1967 L 31 45 1985 L 20 31
*1967 L 16 17 *1985 W 38 34
*1968 W 27 20 *1986 W 42 41
1968 W 40 3 1986 W 24 23
1969 W 27 9 *1987 W 20 13
*1969 W 27 3 1987 L 21 42
*1970 W 26 14 *1988 L 23 24
1970 L 13 31 1988 L 13 24
1971 L 14 21 1989 L 6 21
*1971 W 31 10 *1989 L 13 20
1972 W 26 14 *1990 W 27 10
*1972 L 17 27 1990 W 24 21
1973 W 19 0 1991 W 14 13
*1973 W 33 6 *1991 W 20 17 (ot)
1974 W 24 14 1992 W 24 10
*1974 L 7 14 *1992 W 16 14
1975 W 12 10 †1992 L 0 17
*1975 L 20 28 1993 W 17 14
1976 L 16 30 *1993 W 28 24
1976 W 23 20 1994 L 6 20
*1977 L 7 23 *1994 L 13 14

(Chargers home sites: Los Angeles Coliseum 1960;
Balboa Stadium 1961-66; Jack Murphy Stadium 1967-present.)

SAN FRANCISCO 49ERS
(2-4-0)

1971 W 26 17 1985 L 3 31
*1975 L 3 20 1991 L 14 28
*1982 L 13 26 1994 W 24 17

(49ers home site: Candlestick Park 1970-present.)

SEATTLE SEAHAWKS
(20-13-0)

*1977 L 31 34	1987 L 14 43
*1978 L 10 13	*1987 W 41 20
1978 L 19 23	1988 L 10 31
1979 W 24 6	*1988 W 27 24
*1979 W 37 21	1989 W 20 16
*1980 L 16 17	*1989 W 20 10
1980 W 31 30	1990 L 7 19
1981 W 20 14	*1990 L 16 17
*1981 W 40 13	*1991 W 20 13
*1983 W 17 13	1991 W 19 6
1983 L 48 51 (ot)	*1992 W 26 7
1984 L 0 45	1992 W 24 14
*1984 W 34 7	1993 W 31 16
*1985 W 28 7	*1993 W 34 24
1985 L 6 24	*1994 W 38 23
1986 L 17 23	1994 L 9 10
*1986 W 27 7	

(Seahawks home site: Kingdome 1976-present.)

TAMPA BAY BUCCANEERS
(5-2-0)

1976 W 28 19	*1984 W 24 20
*1978 L 13 30	*1986 W 27 20
1979 L 0 3	1993 W 27 3
*1981 W 19 10	

(Buccaneers home site: Tampa Stadium 1976-present.)

WASHINGTON REDSKINS
(3-1-0)

*1971 W 27 20	1983 L 12 27
1976 W 33 30	*1992 W 35 16

(Redskins home site: RFK Memorial Stadium 1970-present.)

KEY

- * Home Game (Cotton Bowl 1960-62; Municipal Stadium 1963-71; Arrowhead Stadium 1972-present)
- a AFL Championship Game (Buffalo, NY)
- b AFC Divisional Playoff Game (Buffalo, NY)
- c AFC Championship Game (Buffalo, NY)
- d Replacement Game (Kansas City, MO)
- e Super Bowl I (Los Angeles, CA)
- f Milwaukee, WI
- g AFL Championship Game (Houston, TX)
- h AFC Divisional Playoff Game (Houston, TX)
- i AFL Conference Division Playoff (Oakland, CA)
- j AFL Championship Game (Oakland, CA)
- k Replacement Game (Los Angeles, CA)
- l AFC Wild Card Playoff Game (Kansas City, MO)
- m AFL Conference Division Playoff (Kansas City, MO)
- n Replacement Game (Miami, FL)
- o AFC Wild Card Playoff Game (Miami, FL)
- p AFC Wild Card Playoff Game (Miami, FL)
- q Super Bowl IV (New Orleans, LA)
- r AFL Conference Division Playoff (New York, NY)
- s AFC Wild Card Playoff Game (East Rutherford, NJ)
- t AFC Wild Card Playoff Game (Kansas City, MO)
- u AFC Wild Card Playoff Game (San Diego, CA)

NOTE: Home sites for NFC clubs are listed only after the AFL-NFL merger in 1970.

CHIEFS RETIRED JERSEYS

3	Jan Stenerud, Placekicker	1967-79
16	Len Dawson, Quarterback	1962-75
28	Abner Haynes, Running Back	1960-64
33	Stone Johnson, Running Back	1963
36	Mack Lee Hill, Running Back	1964-65
63	Willie Lanier, Linebacker	1967-77
78	Bobby Bell, Linebacker	1963-74
86	Buck Buchanan, Defensive Tackle	1963-75

PLAYOFF HISTORY

1962 AFL CHAMPIONSHIP GAME

Texans 20, Oilers 17

(Double Overtime)

December 23, 1962

Jeppesen Stadium, Houston (37,981)

A contest that moved the infant American Football League into the national consciousness proved to be the first of three AFL titles for Hank Stram's Texans/Chiefs.

Following second place finishes in each of the league's first two seasons, the Texans ran away with the AFL West championship in 1962. Dallas finished 11-3, a full four games in front, and was matched with the Houston Oilers, also 11-3, who had won the AFL title in 1960 and '61 over the Los Angeles, then San Diego Chargers.

The Texans, paced by a pair of touchdowns from Abner Haynes, took a 17-0 halftime advantage. Haynes scored first on a 28-yard pass from Len Dawson and then on a two-yard run after Tommy Brooker had given Dallas a 3-0 first-quarter advantage with a 16-yard field goal.

But the momentum quickly shifted to the Oilers in the second half. George Blanda, then a "young" 35-year-old, passed 15 yards to Willard Dewveall for a touchdown and kicked a 31-yard field goal before Charley Tolar burst over from the one to tie the game at 17-17 in the fourth quarter.

The two teams then went into the first sudden death overtime in AFL annals. The Texans won the toss and Stram elected to kick off, maintaining his defense could hold the Oilers long enough for Dawson to get the ball in good field position. Herein came the famous "kick to the clock" episode in which Texans captain Haynes inadvertently elected for his team to kick into the wind instead of having it as the consolation for not receiving the football.

Neither club mounted a serious challenge in the early stages of overtime, but as the fifth quarter was drawing to a close, Dallas defensive end Bill Hull intercepted a Blanda pass and returned it to midfield. Dawson then passed to Jack Spikes for 10 yards; Spikes, the game's most valuable player, then ran for 19 and the Texans were in field goal range. At the 2:54 mark of the sixth quarter, Brooker kicked a 25-yard field goal to give the Texans a 20-17 victory and the American Football League championship. The game lasted 77 minutes and 54 seconds and would be the longest in pro football history until the Chiefs and Miami Dolphins played over 82 minutes nearly a decade later in 1971.

DALLAS	3	14	0	0	0	3	—	20
HOUSTON	0	0	7	10	0	0	—	17

TEXANS — Brooker, 16-yard field goal.

TEXANS — Haynes, 28-yard pass from Dawson (Brooker kick).

TEXANS — Haynes, 2-yard run (Brooker kick).

OILERS — Dewveall, 15-yard pass from Blanda (Blanda kick).

OILERS — Blanda, 31-yard field goal.

OILERS — Tolar, 1-yard run (Blanda kick).

TEXANS — Brooker, 25-yard field goal.

Team Statistics	Oilers	Texans
First Downs	21	19
Total Net Yards	359	237
Rushes/Net Yards	30/98	54/199
Net Passing	261	38
Pass Attempts/Completions	46/23	14/9
Had Intercepted	5	0
Times Sacked/Yards	0/0	6/50
Punts/Average	3/39.3	8/31.2
Penalties/Yards	6/50	6/42
Fumbles/Lost	0/0	2/1

RUSHING

TEXANS — McClinton 24-70; Spikes 11-77; Dawson 5-26; Haynes 14-26.

OILERS — Tolar 15-78; Cannon 11-37; Smith 2-3.

RECEIVING

TEXANS – Haynes 3-45; Spikes 2-24; Arbanas 2-21; Bishop (1-(-6)); McClinton 1-4.

OILERS – Hennigan 3-37; Tolar 1-8; McLeod 5-70; Cannon 6-54; Dewveall 6-59; Jamison 1-(-9); Smith 1-6.

PASSING

TEXANS – Dawson 9-14-88 1 TD.

OILERS – Blanda 23-46-261, 1 TD, 5 INTs.

INTERCEPTIONS

TEXANS – Robinson 2-50; Holub 1-43; Grayson 1-20; Hull 1-23.

OILERS – None.

1966 AFL CHAMPIONSHIP GAME

Chiefs 31, Bills 7

January 1, 1967

War Memorial Stadium, Buffalo (42,080)

With a berth in Super Bowl I as the prize, the Chiefs visited ancient War Memorial Stadium for a New Year's Day clash with the defending AFL champion Buffalo Bills.

The game, played in frigid, sub-freezing temperatures, produced its first break on the opening kickoff. Jerrel Wilson recovered a Bills fumble on the Buffalo 31-yard line. Three plays later, Len Dawson passed 29 yards to Fred Arbanas for the first touchdown and a 7-0 Kansas City lead.

Buffalo, though, tied the game near the end of the opening period when Jack Kemp hit Elbert Dubenion on a 69-yard pass play. Few thought it would be the Bills final score of the day.

The Chiefs defense stiffened and Dawson led the offense to 10 second-quarter points. Otis Taylor caught a 29-yard touchdown pass and Mike Mercer added a 32-yard field goal, aided by a 72-yard pass interception by Johnny Robinson.

Mike Garrett then applied the coup de grace for the Chiefs by scoring on runs of one and 18 yards. Kansas City won its second AFL title in four years and awaited the Green Bay Packers in Super Bowl I.

KANSAS CITY	7	10	0	14	—	31
BUFFALO	7	0	0	0	—	7

CHIEFS – Arbanas, 29-yard pass from Dawson (Mercer kick).

BILLS – Dubenion, 69-yard pass from Kemp (Lusteg kick).

CHIEFS – Taylor, 29-yard pass from Dawson (Mercer kick).

CHIEFS – Mercer, 32-yard field goal.

CHIEFS – Garrett, 1-yard run (Mercer kick).

CHIEFS – Garrett, 18-yard run (Mercer kick).

Team Statistics	Bills	Chiefs
First Downs	9	14
Total Net Yards	255	277
Rushes/Net Yards	13/40	33/113
Net Passing	215	164
Pass Attempts/Completions	27/12	24/16
Had Intercepted	2	0
Times Sacked/Yards	4/38	7/63
Punts/Average	8/39.3	6/42.3
Penalties/Yards	3/23	4/40
Fumbles/Lost	3/2	1/0

RUSHING

CHIEFS – Dawson, 5-28; Garrett 13-39; McClinton 11-38; Coan 2-6; G. Thomas 2-2.

BILLS – Carlton 9-31; Burnett 3-6; Kemp 1-3.

RECEIVING

CHIEFS – Garrett 4-16; Arbanas 2-44; Taylor 5-78; Burford 4-76; McClinton 1-13.

BILLS – Burnett 6-127; Dubenion 2-79; Carlton 1-5; Bass 2-26; Crockett 1-16.

PASSING

CHIEFS – Dawson 16-24-227 2 TDs.

BILLS – Kemp 12-27-253 1 TD, 2 INTs.

INTERCEPTIONS

CHIEFS – Robinson 1-72; E. Thomas 1-26.

BILLS – None.

SUPER BOWL I

Packers 35, Chiefs 10

January 15, 1967

Los Angeles Memorial Coliseum (63,036)

Representing themselves and the American Football League in the first championship match with the National Football League, the Chiefs played well for one half before bowing to the supremacy of the Green Bay Packers.

Vince Lombardi's Packers, one of the great pro football teams of all time, won Super Bowl I by a 35-10 score. But the Packers held a slim 14-10 advantage at the half before the game turned on one play in the third quarter.

Green Bay opened the scoring when Bart Starr passed 37 yards to Max McGee, McGee making a remarkable one-handed catch for the touchdown. Len Dawson tied the game for the Chiefs when he passed to Curtis McClinton for a second period touchdown. The Packers then went back on top, 14-7, before Mike Mercer kicked a 31-yard field goal just before the half ended.

The Chiefs momentum carried over into the third quarter as Kansas City moved to a first down on its initial possession. But then the game's key play, one that doomed the underdog Chiefs, unfolded when Willie Wood intercepted a Dawson pass intended for Fred Arbanas at midfield. Wood returned all the way to the Chiefs 5-yard line, where Elijah Pitts ran for a third Green Bay touchdown and an insurmountable 21-10 lead.

KANSAS CITY	0	10	0	0	—	10
GREEN BAY	7	7	14	7	—	35

PACKERS — McGee, 37-yard pass from Starr (Chandler kick).

CHIEFS — McClinton, 7-yard pass from Dawson (Mercer kick).

PACKERS — Taylor, 14-yard run (Chandler kick).

CHIEFS — Mercer, 31-yard field goal.

PACKERS — Pitts, 5-yard run (Chandler kick).

PACKERS — McGee, 13-yard pass from Starr (Chandler kick).

PACKERS — Pitts, 1-yard run (Chandler kick).

Team Statistics	Packers	Chiefs
First Downs	21	17
Total Net Yards	358	239
Rushes/Net Yards	33/130	19/72
Net Passing	228	167
Pass Attempts/Completions	24/16	32/17
Had Intercepted	1	1
Times Sacked/Yards	3/22	6/61
Punts/Average	4/43.3	7/45.3
Penalties/Yards	4/40	4/26
Fumbles/Lost	1/0	1/0

RUSHING

CHIEFS — Coan 3-1; Dawson 3-24; Garrett 6-17; McClinton 6-16; Beathard 1-14.

PACKERS — Pitts 11-45; Taylor 16-53; Anderson 4-30; Grabowski 2-2.

RECEIVING

CHIEFS — Burford 4-67; Arbanas 2-30; Carolan 1-7; Garrett 3-28; McClinton 2-34; Taylor 4-57; Coan 1-5.

PACKERS — Dale 4-59; Fleming 2-22; McGee 7-138; Pitts 2-32.

PASSING

CHIEFS — Dawson 16-27-211 1 TD, 1 INT; Beathard 1-5-17.

PACKERS — Starr 16-23-250 2 TDs, 1 INT; Bratowski 0-1-0.

INTERCEPTIONS

CHIEFS — Mitchell 1-0.

PACKERS — Wood 1-50.

1968 AFL DIVISIONAL PLAYOFF GAME

Raiders 41, Chiefs 6

December 22, 1968

Oakland-Alameda County Coliseum (54,444)

KANSAS CITY	0	6	0	0	—	6
OAKLAND	21	7	0	13	—	41

- RAIDERS – Biletnikoff, 24-yard pass from Lamonica (Blanda kick).
 RAIDERS – Wells, 23-yard pass from Lamonica (Blanda kick).
 RAIDERS – Biletnikoff, 44-yard pass from Lamonica (Blanda kick).
 CHIEFS – Stenerud, 10-yard field goal.
 CHIEFS – Stenerud, 8-yard field goal.
 RAIDERS – Biletnikoff, 54-yard pass from Lamonica (Blanda kick).
 RAIDERS – Wells, 35-yard pass from Lamonica (Blanda kick).
 RAIDERS – Blanda, 41-yard field goal.
 RAIDERS – Blanda, 40-yard field goal.

Team Statistics	Raiders	Chiefs
First Downs	22	13
Total Net Yards	454	312
Rushes/Net Yards	30/118	24/70
Net Passing	336	242
Pass Attempts/Completions	39/19	36/17
Had Intercepted	0	4
Times Sacked/Yards	1/11	1/11
Punts/Average	5/45.4	6/50.3
Penalties/Yards	1/5	4/49
Fumbles/Lost	1/0	2/0

RUSHING

- CHIEFS – Holmes 13-46; Garrett 6-5; Hayes 3-10; Dawson 2-9.
 RAIDERS – Dixon 10-13; Smith 13-74; Hagberg 4-12; Banaszak 3-19.

RECEIVING

- CHIEFS – Pitts 5-56; Taylor 4-117; Garrett 4-31; Richardson 3-57; Holmes 1-(-8).
 RAIDERS – Biletnikoff 7-180; Wells 4-93; Smith 5-25; Cannon 2-15; Dixon 1-7.

PASSING

- CHIEFS – Dawson 17-36-253 4 INTs.
 RAIDERS – Lamonica 19-39-345 5 TDs.

INTERCEPTIONS

- CHIEFS – None.
 RAIDERS – Hopkins 1-7; Wilson 1-14; Conners 1-5; Brown 1-0.

1969 AFL DIVISIONAL PLAYOFF GAME

Chiefs 13, Jets 6
December 20, 1969
Shea Stadium, New York (62,977)

KANSAS CITY	0	3	3	7	—	13
NEW YORK	3	0	0	3	—	6

- JETS – J. Turner, 28-yard field goal.
 CHIEFS – Stenerud, 23-yard field goal.
 CHIEFS – Stenerud, 25-yard field goal.
 JETS – J. Turner, 7-yard field goal.
 CHIEFS – Richardson, 19-yard pass from Dawson (Stenerud kick).

Team Statistics	Jets	Chiefs
First Downs	19	14
Total Net Yards	235	276
Rushes/Net Yards	22/87	30/99
Net Passing	148	177
Pass Attempts/Completions	40/14	27/12
Had Intercepted	3	0
Times Sacked/Yards	2/16	2/24
Punts/Average	5/37.2	6/33.5
Penalties/Yards	3/15	5/63
Fumbles/Lost	1/1	0/0

RUSHING

- CHIEFS – Garrett 18-67; Hayes 10-32; McVea 1-0; Holmes 1-0.
 JETS – Snell 12-61; Boozer 3-14; Mathis 6-11; Namath 1-1.

RECEIVING

- CHIEFS – Holmes 1-29; Taylor 2-74; Hayes 5-46; Pitts 1-(-6); Arbanas 2-39; Richardson 1-19.
 JETS – Lammons 3-37; Sauer 5-61; Boozer 1-10; B. Turner 2-25; Snell 1-9; Mathis 1-4; Maynard 1-18.

PASSING

- CHIEFS – Dawson 12-27-201 1 TD.
 JETS – Namath 14-40-164 3 INTs.

INTERCEPTIONS

CHIEFS – Marsalis 2-42; Thomas 1-0.
JETS – None.

1969 AFL CHAMPIONSHIP GAME
Chiefs 17, Raiders 7
January 4, 1970
Oakland-Alameda County Coliseum (54,544)

On the day the American Football League played the final game of its 10-year history, the Kansas City Chiefs became the only three-time AFL champion. The Chiefs, through a curious playoff system, played their Western Division rivals, the Oakland Raiders, for the league's last title. Oakland, which had won the AFL West and held a pair of regular season wins over the Chiefs, went down to a 17-7 defeat.

The contest, unlike other Raiders-Chiefs matchups, was marked by turnovers. The two clubs managed one first-half touchdown apiece, Oakland's on a three-yard run by Charlie Smith, Kansas City responding with a one-yard plunge by Wendell Hayes after Len Dawson had hit on passes of 14 yards to Otis Taylor and 41 yards to Frank Pitts.

In the third quarter, George Blanda twice missed field goal attempts that would have moved Oakland in front. Midway through the period, Kansas City mounted a drive from its own 2-yard line, the field position a result of a fumble which luckily was recovered before it bounded into the end zone. Dawson and Taylor pulled Kansas City out of the hole with a 35-yard pass and run play. Robert Holmes added 23 more on a flare pass in the left flat and then scored the go-ahead touchdown five plays later.

At this point the game became a defensive struggle. Led by defensive charges from the entire front four of Aaron Brown, Buck Buchanan, Curley Culp and Jerry Mays, the Chiefs continually harassed Raiders quarterback Daryle Lamonica. But the turnovers which would plague both teams were only beginning.

In the fourth quarter, turnovers gave Oakland the football three times in Kansas City territory. Three times the Chiefs responded with interceptions, one each by Jim Marsalis, Jim Kearney and Emmitt Thomas. Thomas' steal was his second of the day and covered 62 yards to the Oakland 18-yard line. Jan Stenerud's field goal provided a 17-7 lead and a return to the Super Bowl.

KANSAS CITY	0	7	7	3	—	17
OAKLAND	7	0	0	0	—	7

- RAIDERS** – Smith, 3-yard run (Blanda kick).
- CHIEFS** – Hayes, 1-yard run (Stenerud kick).
- CHIEFS** – Holmes, 5-yard run (Stenerud kick).
- CHIEFS** – Stenerud, 22-yard field goal.

Team Statistics	Raiders	Chiefs
First Downs	18	13
Total Net Yards	233	207
Rushes/Net Yards	28/79	39/86
Net Passing	154	121
Pass Attempts/Completions	45/17	17/7
Had Intercepted	4	0
Times Sacked/Yards	4/37	1/8
Punts/Average	6/48.5	8/42.8
Penalties/Yards	5/45	5/43
Fumbles/Lost	1/0	5/4

RUSHING

- CHIEFS** – Holmes 18-14; Garrett 7-19; Hayes 8-35; McVea 3-13; Dawson 3-5.
- RAIDERS** – Dixon 12-36; Smith 12-31; Banaszak 2-8; Todd 2-4.

RECEIVING

- CHIEFS** – Taylor 3-62; Holmes 2-16; Pitts 1-41; Arbanas 1-10.
- RAIDERS** – Smith 8-86; Sherman 3-45; Cannon 2-22; Wells 1-24; Banaszak 2-13; Dixon 1-1.

PASSING

- CHIEFS** – Dawson 7-17-129.
- RAIDERS** – Lamonica 15-39-167 3 INTs; Blanda 2-6-24 1 INT.

INTERCEPTIONS

CHIEFS - Thomas 2-69; Marsalis 1-23; Kearney 1-17.
RAIDERS - None.

SACKS

CHIEFS - Brown 3; Culp 1.
RAIDERS - Davidson 1.

SUPER BOWL IV

Chiefs 23, Vikings 7

January 11, 1970

Tulane Stadium, New Orleans (80,562)

Kansas City's finest sports hour concluded at 5:20 in the afternoon of Sunday, January 11, 1970, when the Chiefs defeated the Minnesota Vikings, 23-7, for the world championship of pro football.

The Chiefs, who finished 11-3 on the season and defeated the New York Jets and Oakland in the playoffs, closed out their first decade as the outstanding team in the American Football League, which, with Super Bowl IV, came to an end. Beginning in 1970, the two leagues merged, with the AFL becoming the American Football Conference of the NFL.

Minnesota, a prohibitive favorite, was 12-2 during the regular season and at one point had won 12 games in succession.

The Chiefs took an early lead when Jan Stenerud kicked a 48-yard first quarter field goal. Stenerud's kick remains a Super Bowl record. He then followed with field goals of 32 and 25 yards for a 9-0 lead.

Kansas City received the first break in the game when the Vikings Charlie West fumbled a kickoff and Remi Prudhomme recovered at the Minnesota 19-yard line. After an eight-yard loss, Len Dawson handed off to Wendell Hayes, who rambled for 13 yards up the middle on a draw play. A 10-yard pass to Otis Taylor gave the Chiefs a first down at the four. Three plays later, Mike Garrett burst off-tackle for the touchdown. The Chiefs held a 16-0 halftime lead, stunning the Vikings and a nationwide television audience.

Minnesota mounted a mild third-quarter comeback when Dave Osborn scored from four yards out to cut the margin to 16-7. But any hopes the Vikings had of getting closer were dashed by Otis Taylor, who lived up to his big-play reputation repeatedly through that season.

Dawson hit Taylor on a short hitch pattern, but when Earsell Mackbee missed the initial tackle, Taylor was loose down the right sideline, highstepping his way to a 46-yard touchdown. After three quarters, the Chiefs again held a 16-point lead.

As was so often the case in 1969, the defense came to the fore. Minnesota had the ball three times in the final period and, as in the Oakland game the previous week, the Chiefs snuffed out all three chances with interceptions. Middle linebacker Willie Lanier picked off a Joe Kapp pass to halt a rally at the Chiefs 34-yard line. Later on, Johnny Robinson, playing with what turned out to be three broken ribs, grabbed another errant Kapp throw. In the game's closing minutes, Emmitt Thomas intercepted his fourth pass of the playoffs. The Chiefs then ran out the clock to capture the AFL's second consecutive Super Bowl triumph.

MINNESOTA	0	0	7	0	-	7
KANSAS CITY	3	13	7	0	-	23

- CHIEFS** - Stenerud, 48-yard field goal.
- CHIEFS** - Stenerud, 32-yard field goal.
- CHIEFS** - Stenerud, 25-yard field goal.
- CHIEFS** - Garrett, 5-yard run (Stenerud kick).
- VIKINGS** - Osborn, 4-yard run (Cox kick).
- CHIEFS** - Taylor, 46-yard pass from Dawson (Stenerud kick).

Team Statistics	Vikings	Chiefs
First Downs	13	18
Total Net Yards	239	273
Rushes/Net Yards	19/67	41/151
Net Passing	172	122
Pass Attempts/Completions	28/17	17/12
Had Intercepted	3	1
Times Sacked/Yards	3/27	3/20
Punts/Average	3/37.0	4/48.5
Penalties/Yards	6/67	4/47
Fumbles/Lost	3/2	0/0

RUSHING

CHIEFS - Garrett 11-39; Holmes 5-7; Pitts 3-37; Dawson 3-11; Hayes 8-31; McVea 12-26.

VIKINGS - Osborn 7-15; Brown 6-26; Kapp 2-9; Reed 4-17.

RECEIVING

CHIEFS - Garrett 2-25; Pitts 3-33; Taylor 6-81; Hayes 1-13.

VIKINGS - Osborn 2-11; Beasler 2-41; Brown 3-11; Henderson 7-111; Reed 2-16; Washington 1-9.

PASSING

CHIEFS - Dawson 12-17-142 1 TD, 1 INT; Livingston 0-0-0.

VIKINGS - Kapp 16-25-183 2 INTs; Cuzzo 1-3-16 1 INT.

INTERCEPTIONS

CHIEFS - Lanier 1-9; Robinson 1-9; Thomas 1-6.

VIKINGS - Krause 1-0.

SACKS

CHIEFS - Mays 1; Buchanan 1; Brown 1.

VIKINGS - Winston 1; Marshall 1; Eller 1.

1971 AFC DIVISIONAL PLAYOFF GAME**Dolphins 27, Chiefs 24****(Double Overtime)****December 25, 1971****Municipal Stadium, Kansas City (50,374)**

MIAMI	0	10	7	7	0	3	—	27
KANSAS CITY	10	0	7	7	0	0	—	24

CHIEFS - Stenerud, 24-yard field goal.

CHIEFS - Podolak, 7-yard pass from Dawson (Stenerud kick).

DOLPHINS - Csonka, 1-yard run (Yeapremian kick).

DOLPHINS - Yeapremian, 14-yard field goal.

CHIEFS - Otis, 1-yard run (Stenerud kick).

DOLPHINS - Kiick, 1-yard run (Yeapremian kick).

CHIEFS - Podolak, 3-yard run (Stenerud kick).

DOLPHINS - Fleming, 5-yard pass from Griese (Yeapremian kick).

DOLPHINS - Yeapremian, 37-yard field goal.

Team Statistics	Dolphins	Chiefs
First Downs	22	23
Total Net Yards	407	451
Rushes/Net Yards	43/144	44/213
Net Passing	263	238
Pass Attempts/Completions	35/20	26/18
Had Intercepted	2	2
Times Sacked/Yards	0/0	1/8
Punts/Average	6/40.0	2/51.0
Penalties/Yards	5/26	6/44
Fumbles/Lost	1/0	3/2

RUSHING

CHIEFS - Hayes 22-100; Podolak 17-85; Wright 2-15; Otis 3-13.

DOLPHINS - Kiick 15-56; Csonka 24-86; Griese 2-9; Warfield 2-(-7).

RECEIVING

CHIEFS - Podolak 8-110; Hayes 3-6; Wright 3-104; Taylor 3-12; Frazier 1-14.

DOLPHINS - Warfield 7-140; Fleming 4-37; Kiick 3-24; Twilley 5-58; Mandich 1-4.

PASSING

CHIEFS - Dawson 18-26-246 1 TD, 2 INTs.; Podolak 0-0-0.

DOLPHINS - Griese 20-35-263 1 TD, 2 INTs.

INTERCEPTIONS

CHIEFS - Lanier 1-17; Lynch 1-0.

DOLPHINS - Johnson 1-0; Scott 1-13.

SACKS

CHIEFS - None.

DOLPHINS - Fernandez ½; Riley ½.

1986 AFC WILD CARD PLAYOFF GAME

Jets 35, Chiefs 15

December 28, 1986

Giants Stadium, East Rutherford, N.J. (69,307)

KANSAS CITY	6	0	0	9	—	15
NEW YORK	7	14	7	7	—	35

- CHIEFS — J. Smith, 1-yard run (kick failed) (9-67).
- JETS — McNeil, 1-yard run (Leahy kick) (13-75).
- JETS — McNeil, 1-yard pass from Ryan (Leahy kick) (12-47).
- JETS — Toon, 11-yard pass from Ryan (Leahy kick) (8-62).
- JETS — McArthur, 21-yard interception return (Leahy kick).
- CHIEFS — Lewis, blocked punt recovery in end zone (Lowery kick).
- JETS — Griggs, 6-yard pass from Ryan (Leahy kick) (7-61).
- CHIEFS — Safety, Jennings runs out of end zone.

Team Statistics	Jets	Chiefs
First Downs	19	15
Total Net Yards	306	241
Rushes/Net Yards	36/165	20/67
Net Passing	141	174
Pass Attempts/Completions	23/16	37/20
Had Intercepted	0	2
Times Sacked/Yards	2/12	2/3
Punts/Average	4/29.0	3/41.3
Penalties/Yards	8/54	1/5
Fumbles/Lost	1/0	2/1

RUSHING

- CHIEFS — Blackledge 4-33; Green 8-15; J. Smith 4-12; Moriarty 2-7; S. Paige 1-(-1); Heard 1-1.
- JETS — McNeil 31-135; T. Paige 2-3; Ryan 2-30; Jennings 1-(-3).

RECEIVING

- CHIEFS — Marshall 6-72; Green 5-7; Moriarty 1-16; Coffman 3-12; Carson 2-43; Smith 2-12; Heard 1-15.
- JETS — Toon 4-48; Shuler 4-28; McNeil 3-16; Walker 2-45; Sohn 1-11; Griggs 1-6; Alexander 1-(-1).

PASSING

- CHIEFS — Blackledge 12-21-80 2 INTs; Kenney 8-16-97.
- JETS — Ryan 16-23-153 3 TDs.

INTERCEPTIONS

- CHIEFS — None.
- JETS — McArthur 1-21; Carter 1-12.

SACKS

- CHIEFS — Hackett 1; Maas 1.
- JETS — Lyons 1; Gastineau 1.

1990 AFC FIRST ROUND PLAYOFF GAME

Dolphins 17, Chiefs 16

January 5, 1991

Joe Robbie Stadium, Miami (67,276)

KANSAS CITY	3	7	6	0	—	16
MIAMI	0	3	0	14	—	17

- CHIEFS — Lowery, 27-yard field goal (9-28).
- DOLPHINS — Stoyanovich, 58-yard field goal (9-40).
- CHIEFS — S. Paige, 26-yard pass from DeBerg (Lowery kick) (4-61).
- CHIEFS — Lowery, 25-yard field goal (11-63).
- CHIEFS — Lowery, 38-yard field goal (4-8).
- DOLPHINS — T. Paige, 1-yard pass from Marino (Stoyanovich kick) (10-66).
- DOLPHINS — Clayton, 12-yard pass from Marino (Stoyanovich kick) (11-85).

Team Statistics	Dolphins	Chiefs
First Downs	23	15
Total Net Yards	311	367
Rushes/Net Yards	32/98	24/103
Net Passing	213	264
Pass Attempts/Completions	30/19	30/17
Had Intercepted	0	1
Times Sacked/Yards	2/8	1/5
Punts/Average	3/39.7	4/35.0
Penalties/Yards	2/22	4/35
Fumbles/Lost	2/2	0/0

RUSHING

CHIEFS - Word 9-13; Okoye 13-83; McNair 2-7.
DOLPHINS - S. Smith 20-82; Logan 7-17; T. Paioige 1-2; Marno 4-(-3).

RECEIVING

CHIEFS - S. Paige 8-142; R. Thomas 1-15; Roberts 2-26; Harry 2-59; McNair 3-22; Hayes 1-5.
DOLPHINS - T. Paige 5-30; Clayton 5-66; Duper 3-36; Edmunds 2-49; S. Martin 1-7; Jensen 1-11; S. Smith 2-22.

PASSING

CHIEFS - DeBerg 17-30-269 1 TD, 1 INT.
DOLPHINS - Marino 19-30-221 2 TDs.

INTERCEPTIONS

CHIEFS - None.
DOLPHINS - Williams 1-0.

SACKS

CHIEFS - N. Smith 1½; Cooper ½.
DOLPHINS - Griggs 1.

1991 AFC FIRST ROUND PLAYOFF GAME

Chiefs 10, Raiders 6
December 28, 1991
Arrowhead Stadium (75,827)

LOS ANGELES	0	3	3	0	—	6
KANSAS CITY	0	7	0	3	—	10

CHIEFS - F. Jones, 11-yard pass from DeBerg (Lowery kick) (1-11).
RAIDERS - Jaeger, 32-yard field goal (10-65).
RAIDERS - Jaeger, 26-yard field goal (11-62).
CHIEFS - Lowery, 18-yard field goal (13-61).

Team Statistics	Raiders	Chiefs
First Downs	16	16
Total Net Yards	276	204
Rushes/Net Yards	30/152	39/131
Net Passing	124	73
Pass Attempts/Completions	23/12	14/9
Had Intercepted	4	1
Times Sacked/Yards	2/16	2/16
Punts/Average	1/20.0	2/46.0
Penalties/Yards	9/75	3/20
Fumbles/Lost	2/2	2/1
Possession Time	29:28	30:32

RUSHING

CHIEFS - Word 33-130; Williams 2-4; Okoye 1-2; DeBerg 3-(-5).
RAIDERS - S. Smith 3-6; Allen 7-39; N. Bell 20-107.

RECEIVING

CHIEFS - R. Thomas 3-18; B. Jones 2-25; Word 1-8; Birden 1-18; F. Jones 2-20.
RAIDERS - Gault 1-11; Brown 4-45; Horton 3-59; Allen 1-4; Fernandez 2-12; S. Smith 1-9.

PASSING

CHIEFS - DeBerg 9-14-89 1 TD 1 INT.
RAIDERS - Marinovich 12-23-140 4 INTs.

INTERCEPTIONS

CHIEFS - Cherry 2-46; Everett 1-23; Marts 1-7.
RAIDERS - Lott 1-35.

SACKS

CHIEFS - Martin 1; D. Thomas 1.
RAIDERS - Davis 2.

1991 AFC DIVISIONAL PLAYOFF GAME

Bills 37, Chiefs 14
January 5, 1992
Rich Stadium (80,182)

KANSAS CITY	0	0	7	7	—	14
BUFFALO	7	10	7	13	—	37

BILLS - Reed, 25-yard pass from Kelly (Norwood kick) (8-80).
BILLS - Reed, 53-yard pass from Kelly (Norwood kick) (4-69).
BILLS - Norwood, 33-yard field goal (9-39).
BILLS - Lofton, 10-yard pass from Kelly (Norwood kick) (3-36).
CHIEFS - Word, 3-yard run (Lowery kick) (4-43).

- BILLS** - Norwood, 20-yard field goal (14-68).
BILLS - Norwood, 47-yard field goal (4-2).
BILLS - Davis, 5-yard run (Norwood kick) (6-33).
CHIEFS - F. Jones, 20-yard pass from Vlasic (Lowery kick) (8-75).

Team Statistics	Bills	Chiefs
First Downs	29	14
Total Net Yards	448	213
Rushes/Net Yards	46/180	24/77
Net Passing	268	136
Pass Attempts/Completions	35/23	29/14
Had Intercepted	3	4
Times Sacked/Yards	1/5	1/10
Punts/Average	3/33.3	7/40.3
Penalties/Yards	6/40	10/59
Fumbles/Lost	0/0	0/0
Possession Time	34:09	25:51

RUSHING

- CHIEFS** - Word 15-50; Williams 8-24; McNair 1-3.
BILLS - T. Thomas 22-100; Kelly 1-2; Davis 19-75; Reed 1-6; Reich 3-(-3).

RECEIVING

- CHIEFS** - McNair 5-52; R. Thomas 1-1; B. Jones 1-2; F. Jones 3-31; Birden 2-19; Barnett 1-20; Hayes 1-21.
BILLS - McKeller 5-34; Reed 4-100; Lofton 3-34; Beebe 6-77; Edwards 1-7; T. Thomas 4-21.

PASSING

- CHIEFS** - DeBerg 5-9-22; Vlasic 9-20-124 1 TD 4 INTs.
BILLS - Kelly 23-35-273 3 TDs 3 INTs; Reich 0-0-0.

INTERCEPTIONS

- CHIEFS** - Everett 1-15; Cherry 1-1; Marts 1-12.
BILLS - Jackson 2-6; L. Smith 1-0; Hicks 1-0.

SACKS

- CHIEFS** - D. Thomas 1.
BILLS - L. Smith 1.

1992 AFC FIRST ROUND PLAYOFF GAME

Chargers 17, Chiefs 0
January 2, 1993
Jack Murphy Stadium (58,278)

KANSAS CITY	0	0	0	0	—	0
SAN DIEGO	0	0	10	7	—	17

- CHARGERS** - Butts, 54-yard run (Carney kick) (4-74, 1:57).
CHARGERS - Carney, 34-yard field goal (4-9, 2:03).
CHARGERS - Hendrickson, 5-yard run (Carney kick) (11-91, 5:32).

Team Statistics	Chargers	Chiefs
First Downs	18	17
Total Net Yards	342	251
Rushes/Net Yards	35/192	19/61
Net Passing	150	190
Pass Attempts/Completions	23/14	34/16
Had Intercepted	0	2
Times Sacked/Yards	5/49	7/43
Punts/Average	6/44.2	8/45.0
Penalties/Yards	5/44	7/62
Fumbles/Lost	2/1	2/1
Possession Time	29:46	30:14

RUSHING

- CHIEFS** - Williams 12-35; McNair 3-18; Krieg 2-4; Word 2-4.
CHARGERS - Bernstine 1-3; Butts 15-119; Humphries 1-0; Bieniemy 13-38; Harmon 4-27; Hendrickson 1-5.

RECEIVING

- CHIEFS** - Birden 4-78; McNair 4-35; Davis 3-30; Williams 1-11; Cash 1-5; Hargain 2-46; M. Smith 1-28.
CHARGERS - N. Lewis 1-39; Walker 3-60; Brennan 1-8; Bieniemy 1-(-4); Butts 2-17; Miller 2-58; Harmon 4-21.

PASSING

- CHIEFS** - Krieg 16-34-233 2 INTs.
CHARGERS - Humphries 14-23-199.

INTERCEPTIONS

- CHIEFS** - None.
CHARGERS - Carrington 1-40; O'Neal 1-3.

SACKS

- CHIEFS** - Thomas 1½; A. Lewis 1; Bayless 1; N. Smith 1; Griffin ½.
CHARGERS - Grossman 2½; O'Neal 2; Lee 2; Winter ½.

1993 AFC FIRST ROUND PLAYOFF GAME

Chiefs 27, Steelers 24
(Overtime)
January 8, 1994
Arrowhead Stadium (74,515)

PITTSBURGH	7	10	0	7	0	—	24
KANSAS CITY	7	0	3	14	3	—	27

- STEELERS** – Cooper, 10 yard pass from O'Donnell (Anderson kick) (9-66, 5:00).
- CHIEFS** – Birden, 23-yard pass from Krieg (Lowery kick) (7-75, 2:21).
- STEELERS** – Mills, 26-yard pass from O'Donnell (Anderson kick) (6-51, 0:37).
- CHIEFS** – Lowery, 23-yard field goal (11-49, 5:11).
- CHIEFS** – Allen, 2-yard run (Lowery kick) (9-80, 5:18).
- STEELERS** – Green, 22-yard pass from O'Donnell (Anderson kick) (9-74, 4:47).
- CHIEFS** – Barnett, 7-yard pass from Montana (Lowery kick) (4-9, 0:46).
- CHIEFS** – Lowery, 32-yard field goal (11-66, 5:59).

Team Statistics	Steelers	Chiefs
First Downs	21	28
Total Net Yards	369	401
Rushes/Net Yards	35/97	33/125
Net Passing	272	276
Pass Attempts/Completions	42/23	44/29
Had Intercepted	0	0
Times Sacked/Yards	3/14	4/23
Punts/Average	7/38.3	6/44.8
Penalties/Yards	5/40	5/25
Fumbles/Lost	1/0	0/0
Possession Time	34:58	36:05

RUSHING

- CHIEFS** – Allen 21-67 1 TD; Anders 5-27; Montana 4-13; McNair 2-9, Jones 1-9.
- STEELERS** – L. Thompson 25-60; Hoge 6-27; Stone 3-11; O'Donnell 1-(-1).

RECEIVING

- CHIEFS** – Cash 7-56; Birden 6-72 1 TD; Allen 4-29; Anders 3-30; Barnett 3-30 1 TD; Davis 2-47; Hayes 2-11; Hughes 1-15; McNair 1-9.
- STEELERS** – Graham 7-96; Mills 4-60 1 TD; Hoge 3-43; Stone 3-36; L. Thompson 3-4; Green 2-37 1 TD; Cooper 1-10 1 TD.

PASSING

- CHIEFS** – Montana 28-43-276 1 TD; Krieg 1-1-23 1 TD.
- STEELERS** – O'Donnell 23-42-286 3 TDs

INTERCEPTIONS

- CHIEFS** – None.
- STEELERS** – None.

SACKS

- CHIEFS** – N. Smith 2; Bayless 1.
- STEELERS** – G. Williams 3; Lloyd 1.

1993 AFC DIVISIONAL PLAYOFF GAME

Chiefs 28, Oilers 20
January 16, 1994
Astrodome Stadium (64,011)

KANSAS CITY	0	0	7	21	—	28
HOUSTON	10	0	0	10	—	20

- OILERS** – Del Greco, 49-yard field goal (4-8, 1:13).
- OILERS** – Brown, 2-yard run (Del Greco kick) (11-80, 6:30).
- CHIEFS** – Cash, 7-yard pass from Montana (Lowery kick) (7-71, 3:30).
- OILERS** – Del Greco, 43-yard field goal (4-1, 1:59).
- CHIEFS** – Birden, 11-yard pass from Montana (Lowery kick) (2-71, 0:59).
- CHIEFS** – Davis, 18-yard pass from Montana (Lowery kick) (3-12, 0:42).
- OILERS** – Givins, 7-yard pass from Moon (Del Greco kick) (9-80, 4:09).
- CHIEFS** – Allen, 21-yard run (Lowery kick) (6-79, 1:40).

Team Statistics	Oilers	Chiefs
First Downs	19	18
Total Net Yards	277	354
Rushes/Net Yards	14/39	18/71
Net Passing	238	283
Pass Attempts/Completions	43/32	38/22
Had Intercepted	1	2
Times Sacked/Yards	9/68	2/16
Punts/Average	5/48.6	5/45.0
Penalties/Yards	3/63	7/51
Fumbles/Lost	7/2	0/0
Possession Time	35:42	24:18

RUSHING

CHIEFS – Allen 14-74 1 TD; Krieg 2-(-2); Anders 1-0; Montana 1-(-1).

OILERS – Moon 3-22; Brown 11-17.

RECEIVING

CHIEFS – Birden 6-60 1 TD; Davis 5-96 1 TD; Cash 4-80 1 TD; Barnett 2-24; McNair 2-9; Allen 1-12; Hayes 1-9; F. Jones 1-9.

OILERS – Jeffires 9-88; Givins 7-63 1 TD; Wellman 6-80; Duncan 6-49; Brown 4-26.

PASSING

CHIEFS – Montana 22-38-299 3 TDs 2 INTs; Krieg 0-0-0.

OILERS – Moon 32-43-306 1 TD 1 INT.

INTERCEPTIONS

CHIEFS – Mincy 1-12.

OILERS – Jackson 1-14; Hoage 1-0.

SACKS

CHIEFS – Lewis 2; D. Thomas 2; B. Thompson 2; Phillips 2; N. Smith 1.

OILERS – Fuller 1; Lathon 1.

1993 AFC CHAMPIONSHIP GAME

Bills 30, Chiefs 13
January 23, 1994
Rich Stadium (76,642)

The Chiefs knew that they had to stop the run in order to win the game, and the 229 rushing yards the Bills put up was all the explanation needed in 30-13 AFC Championship Game setback. The Chiefs were playing in their first ever AFC title game, while the Bills were making it four straight.

Neither team's offense was able to move the ball effectively at the start of the first quarter. Midway through the frame, though, RB Thurman Thomas would start to get on track. His easy 12-yard TD scamper gave the Bills a 7-0 lead, but a pair of field goals by K Nick Lowery, cut Buffalo's lead to one as the first quarter came to a close.

The second quarter was all Buffalo as the club scored on three straight possessions, getting a three-yard TD run from Thomas and two Steve Christie field goals. The Chiefs had a chance to cut into the lead as the half ended, but a pass by QB Joe Montana slipped through the hands of RB Kimble Anders, stationed in the end zone, and into the waiting arms of Buffalo S Henry Jones. The Bills led 20-6 at the half as Thomas had already amassed 129 rushing yards.

The Chiefs got the ball to open the second half, but three plays in, Montana suffered a concussion and was sidelined for the remainder of a very chilly afternoon. With 2:58 left in the third quarter, Kansas City shaved the Bills lead down to seven points with a 14-play, 90-yard drive that culminated in a one-yard plunge by RB Marcus Allen. Buffalo answered with an 18-yard TD run by, who else, Thurman Thomas.

The Chiefs were outgained by just 51 yards (389 to 338), but allowed Thomas to gain 186 of the team's 229 rushing yards. Before exiting, Montana was nine-of-23 for 125 yards and one INT, while QB Dave Krieg was 16-of-29 for 125 yards and one INT. TE Keith Cash was again the team's receiving leader with six catches for 87 yards. DE Neil Smith and S Kevin Ross each contributed 11 tackles.

KANSAS CITY	6	0	7	0	—	13
BUFFALO	7	13	0	10	—	30

BILLS – T. Thomas, 12-yard run (Christie kick) (6-47, 1:52).

CHIEFS – Lowery, 31-yard field goal (10-51, 4:45).

CHIEFS – Lowery, 31-yard field goal (5-11, 1:35).

BILLS – T. Thomas, 3-yard run (Christie kick) (9-80, 3:37).

BILLS – Christie, 23-yard field goal (10-41, 3:31).

BILLS – Christie, 25-yard field goal (10-56, 3:55).

CHIEFS – Allen, 1-yard run (Lowery kick) (14-90, 7:18).

BILLS – Christie, 18-yard field goal (14-79, 6:11).

BILLS – T. Thomas, 3-yard run (Christie kick) (8-52, 4:41).

Team Statistics	Bills	Chiefs
First Downs	30	22
Total Net Yards	389	338
Rushes/Net Yards	46/229	21/52
Net Passing	160	286
Pass Attempts/Completions	27/17	52/25
Had Intercepted	0	2
Times Sacked/Yards	0/0	4/37
Punts/Average	4/33.3	6/40.8
Penalties/Yards	2/10	6/29
Fumbles/Lost	1/1	1/0
Possession Time	30:40	29:20

RUSHING

CHIEFS – Allen 18-50 1 TD; Anders 2-1; Montana 1-1.

BILLS – T. Thomas 33-186 3 TDs; K. Davis 10-31; Kelly 2-3; Reed 1-8.

RECEIVING

CHIEFS – Cash 6-87; W. Davis 5-57; Birden 4-60; Allen 2-36; McNair 2-33
Hayes 2-14; E. Thompson 1-12; Hughes 1-11; Anders 1-7;
Szott 1-6.

BILLS – Reed 4-49; Brooks 4-34; Metzelaars 4-29; T. Thomas 2-22;
Beebe 2-19; McKeller 1-7.

PASSING

CHIEFS – Montana 9-23-125 1 INT; Krieg 16-29-198 1 INT.

BILLS – Kelly 17-27-160.

INTERCEPTIONS

CHIEFS – None.

BILLS – H. Jones 1-15; J. Williams 1-0.

SACKS

CHIEFS – None.

BILLS – Talley 1; B. Smith 1; Hansen 1; Wright 1.

1994 AFC FIRST ROUND PLAYOFF GAME

Dolphins 27, Chiefs 17

December 31, 1994

Joe Robbie Stadium, Miami (67,487)

KANSAS CITY	14	3	0	0	—	17
MIAMI	7	10	10	0	—	27

CHIEFS – D. Walker 1-yard pass from Montana (Elliott kick) (11-80, 6:28).

DOLPHINS – Parmalee 1-yard run (Stoyanovich kick) (10-72, 6:12).

CHIEFS – Anders 57-yard pass from Montana (Elliott kick) (4-83, 1:40).

DOLPHINS – Stoyanovich 40-yard field goal (7-35, 3:25).

CHIEFS – Elliott 21-yard field goal (12-69, 6:03).

DOLPHINS – R. Williams 1-yard pass from Marino (Stoyanovich kick)
(13-80, 5:50).

DOLPHINS – Fryar 7-yard pass from Marino (Stoyanovich kick) (6-64, 3:02).

DOLPHINS – Stoyanovich 40-yard field goal (10-59, 4:48).

Team Statistics	Dolphins	Chiefs
First Downs	22	24
Total Net Yards	381	414
Rushes/Net Yards	31/132	23/100
Net Passing	249	314
Pass Attempts/Completions	29/22	37/26
Had Intercepted	0	1
Times Sacked/Yards	1/8	0/0
Punts/Average	3/43.3	2/40.0
Penalties/Yards	6/50	4/15
Fumbles/Lost	0/0	3/1

RUSHING

- CHIEFS** – Allen 14-64; Anders 5-17; Hill 2-14; Montana 2-5.
DOLPHINS – Parmalee 18-57; Spikes 9-49; McDuffie 1-19; Marino 2-4;
Craver 1-3.

RECEIVING

- CHIEFS** – Anders 6-103; Allen 5-49; Birden 4-56; Cash 3-38;
D. Walker 3-27; Dawson 3-21; Hill 1-11; Davis 1-9.
DOLPHINS – Fryar 6-71; Craver 4-35; Parmalee 2-34; Jackson 2-29;
M. Williams 2-28; McDuffie 2-25; Saxon 2-24; Miller 1-10;
R. Williams 1-1.

PASSING

- CHIEFS** – Montana 26-37-314 2 TDs, 1 INT.
DOLPHINS – Marino 22-29-257 2 TDs.

INTERCEPTIONS

- CHIEFS** – None.
DOLPHINS – Brown 1-24.

SACKS

- CHIEFS** – Thomas 1.
DOLPHINS – None.

1995 OPPONENT INFORMATION

WASHINGTON REDSKINS

P.O. Box 17247
Dulles International Airport
Washington, D.C. 20041
703/478-8900
PR: Rick Vaughn/Mike McCall/
John Autry

ARIZONA CARDINALS

P.O. Box 888
Phoenix, AZ 85001-0888
602/379-0101
PR: Paul Jensen/Adele Harris/
Greg Gladysiewski

BUFFALO BILLS

One Bills Drive
Orchard Park, NY 14127-2296
716/648-1800
PR: Denny Lynch/
Scott Berchtold

MINNESOTA VIKINGS

9520 Vikings Drive
Eden Prairie, MN 55344
612/828-6500
PR: Dave Pelletier/Bob Hagan/
Debra Pruitt

SEATTLE SEAHAWKS

11220 N.E. 53rd Street
Kirkland, WA 98033
206/827-9777
PR: Gary Wright/Dave Neubert/
Sandy Gregory

NEW YORK GIANTS

Giants Stadium
East Rutherford, NJ 07073
201/935-8111
PR: Pat Hanlon/Aaron Salkin

OAKLAND RAIDERS

L.A. Address:
332 Center Street
El Segundo, CA 90245
713/797-9111
L.A. Phone: 310/322-3451
PR: Al LoCasale/Mike Taylor/
Mario Perez

CLEVELAND BROWNS

80 First Avenue
P.O. Box 679
Berea, OH 44017-0679
216/891-5000
PR: Kevin Byrne/
Francine Lubera

SAN DIEGO CHARGERS

San Diego Jack Murphy Stadium
9449 Friars Road
San Diego, CA 92108
619/280-2111
PR: Bill Johnston/David Neville

NEW ENGLAND PATRIOTS

Foxboro Stadium
Route 1
Foxboro, MA 02035
508/543-8200
PR: Don Lowery/Stacey James

DENVER BRONCOS

13655 Broncos Parkway
Englewood, CO 80112
303/649-9000
PR: Jim Saccomano/
Pamela Krotchko

HOUSTON OILERS

6910 Fannin Street
Houston, TX 77030
713/797-9111
PR: Dave Pearson/Bob Schranz/
Rod St. Clair

DALLAS COWBOYS

Cowboys Center
One Cowboys Parkway
Irving, TX 75063-4999
214/566-9900
PR: Rich Dalrymple/Brett Daniels

MIAMI DOLPHINS

Joe Robbie Stadium
2269 N.W. 199th Street
Miami, FL 33056
305/620-5000
PR: Harvey Greene/Scott Stone/
Fudge Browne

PRO BOWL SELECTIONS

AFC-NFC PRO BOWL GAME

1995 Dale Carter, CB Neil Smith, DE Derrick Thomas, LB	Bill Maas, NT 1987 Lloyd Burruss, S Deron Cherry, S Bill Maas, NT	Emmitt Thomas, CB 1975 Willie Lanier, MLB Jack Rudnay, C Emmitt Thomas, CB
1994 Marcus Allen, RB John Alt, T Joe Montana, QB Neil Smith, DE Derrick Thomas, LB	1986 Deron Cherry, S 1985 Deron Cherry, S Art Still, DE	1974 Willie Lanier, MLB Jack Rudnay, C 1973 Bobby Bell, LB Willie Lanier, MLB Otis Taylor, WR Emmitt Thomas, CB Jerrel Wilson, P
1993 John Alt, T Nick Lowery, K Neil Smith, DE Derrick Thomas, LB	1984 Carlos Carson, WR Deron Cherry, S Gary Green, CB Bill Kenney, QB	1972 Buck Buchanan, DT Ed Budde, G Bobby Bell, LB Curley Culp, DT Len Dawson, QB Willie Lanier, MLB Jan Stenerud, K Otis Taylor, WR Emmitt Thomas, CB Jim Tyrer, T Jerrel Wilson, P
1992 Christian Okoye, RB Neil Smith, DE Derrick Thomas, LB	1983 Gary Barbaro, S Art Still, DE Gary Green, CB	1971 Buck Buchanan, DT Ed Budde, G Curley Culp, DT Willie Lanier, MLB Jan Stenerud, K Otis Taylor, WR Emmitt Thomas, CB Jim Tyrer, T Jerrel Wilson, P
1991 Albert Lewis, CB Nick Lowery, K Kevin Ross, CB Derrick Thomas, LB	1982 Gary Barbaro, S Joe Delaney, RB Gary Green, CB Nick Lowery, K Art Still, DE	1970 Buck Buchanan, DT Ed Budde, G Curley Culp, DT Willie Lanier, MLB Jan Stenerud, K Otis Taylor, WR Emmitt Thomas, CB Jim Tyrer, T Jerrel Wilson, P
1990 Albert Lewis, CB Christian Okoye, RB Kevin Ross, CB Derrick Thomas, LB	1981 Art Still, DE Gary Barbaro, S J. T. Smith, KR	
1989 Deron Cherry, S Dino Hackett, LB Albert Lewis, CB	1980 Bob Grupp, P 1977 Jack Rudnay, C	
1988 Carlos Carson, WR Deron Cherry, S Albert Lewis, CB	1976 Willie Lanier, MLB Jack Rudnay, C Jan Stenerud, K	

AFL ALL-STAR GAME

1970 Buck Buchanan, DT Ed Budde, G Curley Culp, DT Len Dawson, QB Robert Holmes, RB Willie Lanier, LB Mike Livingston, QB Jim Marsalis, CB Jan Stenerud, PK Jim Tyrer, T	Ed Budde, G Len Dawson, QB Mike Garrett, RB Sherrill Headrick, LB E. J. Holub, LB Jerry Mays, DE Curtis McClinton, RB Johnny Robinson, S Jim Tyrer, T	1964 Fred Arbanas, TE Mel Branch, DE Ed Budde, G Walter Corey, LB Jim Fraser, LB Dave Grayson, DB Johnny Robinson, S Jim Tyrer, T Duane Wood, DB
1969 Buck Buchanan, DT Ed Budde, G Len Dawson, QB Willie Lanier, LB Jim Lynch, LB Jerry Mays, DE Johnny Robinson, S Jan Stenerud, PK Emmitt Thomas, CB Jim Tyrer, T	1966 Fred Arbanas, TE Bobby Bell, LB Buck Buchanan, DT Sherrill Headrick, LB E. J. Holub, LB Frank Jackson, WR Jerry Mays, DE Johnny Robinson, S Jim Tyrer, T	1963 Fred Arbanas, TE Mel Branch, DE Reg Carolan, WR Jerry Cornelison, T Len Dawson, QB Dave Grayson, DB Abner Hayes, RB Sherrill Headrick, LB E. J. Holub, LB Jerry Mays, DE Curtis McClinton, RB Marvin Terrell, G
1968 Fred Arbanas, TE Bobby Bell, LB Buck Buchanan, DT Ed Budde, G Len Dawson, QB Mike Garrett, RB Jerry Mays, DE Curtis McClinton, RB Johnny Robinson, S	1965 Fred Arbanas, TE Bobby Bell, LB Tommy Brooker, PK Buck Buchanan, DT Len Dawson, QB Jim Fraser, LB Dave Grayson, DB Abner Hayes, RB Mack Lee Hill, RB E. J. Holub, LB Bobby Hunt, DB Jerry Mays, DE Johnny Robinson, S Jim Tyrer, T	1962 Mel Branch, DE Chris Burford, WR Cotton Davidson, QB Jon Gilliam, C Abner Hayes, RB Sherrill Headrick, LB E. J. Holub, LB Bill Krisher, G Paul Rochester, DT David Webster, DB

Year indicated is year game played, honoring previous season.

ALL-TIME AFC/AFL SELECTIONS

Year	Player	Position	Wire Service
1994	— Derrick Thomas	LB	(UPI)
1993	— Marcus Allen	RB	(UPI, PFW)
	Neil Smith	DE	(UPI, PFW)
	Derrick Thomas	LB	(UPI)
1992	— Derrick Thomas	LB	(UPI, PFW)
1991	— John Alt	T	(UPI)
	Christian Okoye	RB	(PFW)
	Derrick Thomas	LB	(AP, UPI, PFW, TSN)
1990	— John Alt	T	(UPI, TSN)
	Albert Lewis	CB	(AP, UPI, PFW, TSN)
	Nick Lowery	K	(AP, UPI, PFW, TSN)
	Dan Saleaumua	NT	(PFW)
	Derrick Thomas	LB	(AP, UPI, PFW, TSN)
1989	— Albert Lewis	CB	(AP, UPI, PFW, NEA, TSN)
	Christian Okoye	RB	(AP, UPI, PFW, NEA, TSN)
	Derrick Thomas	LB	(UPI)
1988	— Deron Cherry	S	(UPI, PFW)
	Albert Lewis	CB	(UPI, PFW)
1987	— Bill Maas	NT	(UPI, NEA)
1986	— Lloyd Burruss	S	(UPI)
	Deron Cherry	S	(AP, UPI)
1985	— Deron Cherry	DE	(UPI)
	Art Still	S	(UPI)
	Nick Lowery	K	(AP, NEA)
1984	— Deron Cherry	S	(UPI)
1983	— Carlos Carson	WR	(UPI)
	Deron Cherry	S	(UPI, PFW)
	Gary Green	CB	(UPI)
1982	— Gary Barbaro	S	(UPI, NEA)
	Gary Green	CB	(UPI)
	Nick Lowery	K	(UPI)
	Art Still	DE	(UPI)
1981	— Gary Barbaro	S	(UPI, NEA)
	Gary Green	CB	(UPI, NEA)
	Nick Lowery	K	(UPI, NEA)
	Joe Delaney	RB	(UPI)
1980	— Art Still	DE	(UPI, NEA)
	Gary Barbaro	S	(UPI)
	J. T. Smith	KR	(AP)
1979	— Bob Grupp	P	(AP, UPI)
1976	— Jan Stenerud	K	(AP)
1975	— Jan Stenerud	K	(AP, UPI)
	Emmitt Thomas	CB	(UPI)
1974	— Willie Lanier	MLB	(AP, UPI)
	Emmitt Thomas	CB	(AP, UPI)
1973	— Jack Rudnay	C	(AP)
	Willie Lanier	MLB	(AP, UPI)
1972	— Otis Taylor	WR	(UPI)
	Jerrel Wilson	P	(AP, UPI)
	Willie Lanier	MLB	(UPI)
1971	— Otis Taylor	WR	(AP, UPI)
	Jim Tyrer	T	(AP, UPI)
	Aaron Brown	DE	(AP)
	Bobby Bell	LB	(AP, UPI)
	Willie Lanier	MLB	(AP, UPI)
	Jim Marsalis	CB	(UPI)
	Emmitt Thomas	CB	(AP)
	— Jim Tyrer	T	(AP, UPI)
	Ed Budde	G	(UPI)
Aaron Brown	DE	(AP)	
1970	Buck Buchanan	DT	(AP)
	Bobby Bell	LB	(AP, UPI)
	Willie Lanier	MLB	(AP, UPI)
	Jim Marsalis	CB	(AP, UPI)
	Johnny Robinson	S	(AP, UPI)
	— Jim Tyrer	T	(AP, UPI, NEA)
	Ed Budde	G	(AP, NEA)
	Buck Buchanan	DT	(AP, UPI)
	Bobby Bell	LB	(AP, UPI, NEA)
	Johnny Robinson	S	(AP, UPI, NEA)
1968	— Jim Tyrer	T	(AP, UPI, NEA)
	Ed Budde	G	(AP, NEA)
	Jerry Mays	DE	(TSN)

Year	Player	Position	Wire Service
	Buck Buchanan	DT	(API, UPI, NEA)
	Willie Lanier	MLB	(AP, NEA)
	Bobby Bell	LB	(AP, UPI, NEA)
	Johnny Robinson	S	(AP, UPI, NEA) 1967 —
	Fred Arbanas	TE	(NEA)
	Jim Tyrer	T	(AP)
	Mike Garrett	RB	(AP, UPI, NEA, TSN)
	Jerry Mays	DE	(TSN)
	Buck Buchanan	DT	(AP, UPI, NEA, TSN)
	Bobby Bell	LB	(AP, UPI, TSN)
	Johnny Robinson	S	(AP, UPI, NEA, TSN)
1966 —	Fred Arbanas	TE	(TSN)
	Jim Tyrer	T	(TSN)
	Len Dawson	QB	(TSN)
	Jerry Mays	DE	(TSN)
	Buck Buchanan	DT	(TSN)
	Bobby Bell	LB	(TSN)
	Johnny Robinson	S	(TSN)
1965 —	Jim Tyrer	T	(TSN)
	Jerry Mays	DE	(TSN)
1964 —	Fred Arbanas	TE	(TSN)
	Jim Tyrer	T	(TSN)
	Jerry Mays	DE	(TSN)
	Dave Grayson	CB	(TSN)
1963 —	Fred Arbanas	TE	(TSN)
	Jim Tyrer	T	(TSN)
	E. J. Holub	LB	(TSN)
	Dave Grayson	CB	(TSN)
1962 —	Jim Tyrer	T	(TSN)
	Len Dawson	QB	(TSN)
	Chris Burford	WR	(TSN)
	Abner Haynes	RB	(TSN)
	Mel Branch	DE	(TSN)
	Jerry Mays	DT	(TSN)
	Sherrill Headrick	LB	(TSN)
	E. J. Holub	LB	(TSN)
1961 —	Abner Haynes	RB	(TSN)
	Sherrill Headrick	LB	(TSN)
	Dave Webster	S	(TSN)
1960 —	Bill Krisher	G	(TSN)
	Abner Haynes	RB	(TSN)
	Mel Branch	DE	(TSN)
	Sherrill Headrick	LB	(TSN)

Reference: (AP) Associated Press
 (UPI) United Press International
 (NEA) Newspaper Enterprise Association
 (TSN) The Sporting News
 (PFW) Pro Football Weekly

Note: (TSN), representing the votes of AFL players, is the sole reference for all-league teams from 1960 through 1966.

CHIEFS ON MONDAY NIGHT

MONDAY NIGHT RECORD: 13-7

9/28/70	W	Baltimore	(A)	44-24
10/18/71	W	Pittsburgh	(H)	38-16
12/ 6/71	W	San Francisco	(A)	26-17
9/25/72	W	New Orleans	(A)	20-17
10/29/73	L	Buffalo	(A)	14-23
11/12/73	W	Chicago	(H)	19-7
11/18/74	W	Denver	(A)	42-34
11/10/75	W	Dallas	(A)	34-31
9/20/76	L	Oakland	(H)	21-24
10/ 3/77	L	Oakland	(H)	28-37
9/12/83	L	San Diego	(H)	14-17
9/17/90	L	Denver	(A)	23-24
9/16/91	L	Houston	(A)	7-17
10/ 7/91	W	Buffalo	(H)	33-6
10/28/91	W	L.A. Raiders	(H)	24-21
9/28/92	W	L.A. Raiders	(H)	27-7
9/20/93	W	Denver	(H)	15-7
11/ 8/93	W	Green Bay	(H)	23-16
10/17/94	W	Denver	(A)	31-28
12/12/94	L	Miami	(A)	28-45

CHIEFS HALL OF FAME

In tribute to those who have made outstanding contributions to the success of the Kansas City Chiefs Football Club, the team has established a Hall of Fame. New inductees are selected by a three-man committee, representing the Chiefs Booster Club, the area media and the Chiefs organization. The award is presented annually at the "101 Banquet."



Lamar Hunt
1969




Mack Lee Hill
1970



Jerry Mays
1971



Fred Arbanas
1972



Johnny Robinson
1973



Chris Burford
1974



E. J. Holub
1975



Jim Tyrer
1976



Mike Garrett
1977



Len Dawson
1978



Bobby Bell
1979



Buck Buchanan
1980



Otis Taylor
1981



Ed Budde
1983



Willie Lanier
1984




Emmitt Thomas
1985



Hank Stram
1986



Jerrel Wilson
1987



Ed Podolak
1988



Jim Lynch
1989



Abner Haynes
1990



Jan Stenerud
1991



Sherrill Headrick
1992



Jack Rudnay
1993



Curtis McClinton
1994

CHIEFS IN THE PRO FOOTBALL HALL OF FAME

LAMAR HUNT, AFL & Chiefs Founder, 1960-present.

Inducted in 1972.

Founded the American Football League in 1960 with his Dallas Texans franchise . . . Became the first AFL figure to be inducted into the Hall of Fame in 1972 . . . Described during his induction ceremonies as the "architect, designer and builder of an impossible dream" . . . Serves as the president of the American Football Conference . . . Since 1984, the AFC championship game trophy has carried his name . . . Has seen the Chiefs win three AFL titles and a Super Bowl trophy . . . Was born August 2, 1932, in El Dorado, Arkansas . . . Graduated from Southern Methodist University in 1956 with a B.S. in geology . . . Was a reserve end on SMU's football team . . . He and his wife, Norma, reside in Dallas and have four children, Lamar, Jr., Sharon, Clark and Daniel.

BOBBY BELL, Linebacker, 6-4, 225, 1963-74.

Inducted in 1983.

Became the first Chiefs player to be enshrined in the Hall when he was chosen in the Class of 1983 . . . Some have called him the greatest outside linebacker to play the game . . . Superb athlete began his pro career as a defensive end, because Chiefs needed help at that position when he was drafted in the seventh round in 1963 . . . Earned All-AFL or All-AFC honors for eight consecutive years . . . During that span he starred on two AFL Championship teams, played in Super Bowls I and IV, and was named to the AFL all-decade team in 1969 . . . Intercepted 26 passes and recovered 15 fumbles (tying Willie Lanier and Deron Cherry for Kansas City record) . . . Born June 17, 1940 in Shelby, North Carolina . . . Was an all-state quarterback at Cleveland High School in Shelby . . . Was the Outland Trophy winner as college football's outstanding lineman as a senior in 1962 at Minnesota . . . Played on College All-Star team that defeated the Packers in 1963 . . . Inducted into the Missouri Sports Hall of Fame in '94 . . . Resides in Kansas City where he does marketing for Factory Motor Parts.

WILLIE LANIER, Middle Linebacker, 6-1, 245, 1967-77.

Inducted in 1986.

As part of the Hall's Class of 1986, he became the second Chiefs player to be enshrined in Canton . . . Named to the NFL's 75th Anniversary All-Time Team in '94 . . . Chiefs starting middle linebacker for 11 years, he possessed a ferocious tackling style that made him a feared run-stopper . . . Also had the speed and agility that helped him grab 27 career interceptions, good for the sixth-most ever by a Chief . . . His 15 fumble recoveries tie Bobby Bell and Deron Cherry for the most ever by a Chiefs defender . . . A second-round draft choice in 1967, he missed just five games in his 11 NFL campaigns . . . Played in two AFL All-Star games and five AFC-NFC Pro Bowls . . . Helped Chiefs to their only World Championship, a Super Bowl IV victory over Minnesota . . . Born August 21, 1945 in Clover, Virginia . . . Attended Maggie L. Walker High School in Richmond, Virginia . . . Was a two-time small college All-America pick at Morgan State . . . Named Tangerine Bowl MVP . . . Graduated from Morgan State in 1967 with a B.S. in business administration . . . Lives in Richmond, where he is vice president at First Wheat Securities.

LEN DAWSON, Quarterback, 6-0, 190, 1962-75.

Inducted in 1987.

Heart and sole of Texans/Chiefs franchise during his illustrious career . . . During his tenure as the team's field general, he helped make the Chiefs one of pro football's premier teams and wound up among the elite passers in the game's history . . . Under his guidance, the Chiefs were perennial contenders and won AFL Championships in 1962, 1966 and 1969 . . . Was MVP of Super Bowl IV when he directed Kansas City to a win over heavily-favored Minnesota . . . Won AFL passing titles four times and

still holds Chiefs career marks for pass rating, attempts, completions, completion percentage, passing yards and touchdowns . . . Started pro career with the Steelers, as a first-round pick in '56, then landed with the Browns before ending up with the Texans . . . Born June 20, 1935 in Alliance, Ohio . . . Attended Alliance High School . . . Led Big 10 in passing and total offense for three seasons at Purdue . . . Does play-by-play on Chiefs Radio, hosts "Inside the NFL" on HBO, and is the sports anchor at KMBC-TV in Kansas City.

BUCK BUCHANAN, Defensive Tackle, 6-7, 275, 1963-75.
Inducted in 1990.

Became third member of feared Kansas City defense to enter the Hall . . . The first overall selection in the 1963 AFL draft, he became the prototype for future pro defensive linemen . . . Combined perfect size with outstanding strength and deceptive speed . . . Helped Kansas City win two AFL crowns and their only Super Bowl in 1970 . . . Had an eight-year stretch where he either went to the AFL All-Star game or the AFC-NFC Pro Bowl . . . Was a unanimous All-AFL pick from 1966-69 . . . His teammates named him the Chiefs MVP in 1965 and 1967 . . . Born September 10, 1940 in Gainesville, Alabama . . . Was captain of both football and basketball squads at Parker High School in Birmingham . . . Played tackle on both sides of the ball at Grambling for Eddie Robinson, who called him "the finest tackle I have ever seen" . . . Owned All-Pro Construction Company and All-Pro Advertising in Kansas City . . . Died July 16, 1992.

JAN STENERUD, Placekicker, 6-2, 190, 1967-79.
Inducted in 1991.

The first pure placekicker to be inducted into the Hall and the fifth Chiefs player to make it to Canton . . . Regarded by many as the best placekicker in pro football history . . . Named to the NFL's 75th Anniversary All-Time Team in '94 . . . Played 19 NFL seasons: Kansas City 1967-79; Green Bay 1980-83; and Minnesota 1984-85 . . . Owns NFL record for most career field goals made with 373 and is second to George Blanda on the league's all-time scoring list with 1,699 points . . . Still owns or shares 9 Chiefs records, including career records for field goals attempted (436) and consecutive games played (186) . . . Hit a 48-yard field goal in Super Bowl IV victory . . . Was selected by Chiefs in third round of '66 AFL "red shirt" draft . . . Attended Montana State on a skiing scholarship . . . A native of Fetsund, Norway . . . Is now director of business development for Howard Needles Tammen & Bergendoff, a Kansas City architectural firm.

KANSAS CITY CHIEFS 25-YEAR ALL-TIME TEAM

(Selected in fan balloting conducted by the
Kansas City Star-Times in 1987)

OFFENSE

Otis Taylor, 1965-75	Wide Receiver
Henry Marshall, 1976-1987	Wide Receiver
Fred Arbanas, 1962-70	Tight End
Dave Hill, 1963-74	Tackle
Jim Tyrer, 1961-73	Tackle
Ed Budde, 1963-76	Guard
Tom Condon, 1974-84	Guard
Jack Rudnay, 1970-82	Center
Len Dawson, 1962-75	Quarterback
Mike Garrett, 1966-70	Running Back
Ed Podolak, 1969-77	Running Back


DEFENSE

Jerry Mays, 1961-70	Defensive End
Art Still, 1978-87	Defensive End
Buck Buchanan, 1963-75	Defensive Tackle
Curley Culp, 1968-74	Defensive Tackle
Bobby Bell, 1963-74	Linebacker
Jim Lynch, 1967-77	Linebacker
Willie Lanier, 1967-77	Middle Linebacker
Albert Lewis, 1983-93	Cornerback
Emmitt Thomas, 1966-78	Cornerback
Deron Cherry, 1981-91	Safety
Johnny Robinson, 1960-71	Safety

SPECIALISTS

Jan Stenerud, 1966-79	Kicker
Jerrel Wilson, 1963-77	Punter
Noland Smith, 1967-69	Kick Returner

MACK LEE HILL AWARD



LAKE DAWSON

and quiet way." In selecting the recipient, the Chiefs veterans look for a first-year player who has displayed the spirit and attitude of Mack Lee Hill.

The 1994 winner of the award was wide receiver Lake Dawson, who made an immediate impact on the Chiefs offense after joining the club as a third-round draft pick. He started six of 12 games, finishing the year with 37 catches, fifth-most on the team, 537 yards, third-most, and a pair of touchdowns. He became the first rookie in 13 years to have a 100-yard receiving day when he caught five passes for 101 yards vs. Houston. He was a three-year starter at Notre Dame, where his 80 career receptions rank seventh in school history.

Each year since 1966, the Chiefs veteran players have selected a recipient for the Mack Lee Hill Award. It is a tribute to the late Mack Lee Hill, an outstanding running back who played for the Chiefs in 1964 and 1965. He was described as a man who played as much with his heart as he did with his driving legs in the early days of the American Football League.

In memory and tribute to Hill, the award is presented annually to the Chiefs rookie or first-year player, who, as the inscription on the trophy reads — "best exemplifies the spirit of the late Mack Lee Hill . . . the man with the giant heart



Running back Mack Lee Hill bursts forward for yardage against the Raiders during his memorable two-year pro career with the Chiefs.

MACK LEE HILL RECIPIENTS

- | | |
|---------------------------|----------------------------|
| 1966 — Mike Garrett, RB | 1981 — Lloyd Burruss, S |
| 1967 — Jan Stenerud, K | 1982 — Les Studdard, C |
| 1968 — Robert Holmes, RB | 1983 — David Lutz, T |
| 1969 — Jim Marsalis, CB | 1984 — Kevin Ross, CB |
| 1970 — Jack Rudnay, C | 1985 — Jeff Smith, RB |
| 1971 — Elmo Wright, WR | 1986 — Dino Hackett, LB |
| 1972 — Larry Marshall, WR | 1987 — Christian Okoye, RB |
| 1973 — Gary Butler, TE | 1988 — James Saxon, RB |
| 1974 — Woody Green, RB | 1989 — Derrick Thomas, LB |
| 1975 — Walter White, TE | 1990 — Percy Snow, LB |
| 1976 — Gary Barbaro, S | 1991 — Tracy Simien, LB |
| 1977 — Gary Green, CB | 1992 — Willie Davis, WR |
| 1978 — Don Parrish, NT | 1993 — Will Shields, G |
| 1979 — Bob Grupp, P | 1994 — Lake Dawson, WR |
| 1980 — Eric Harris, CB | |

ALL-TIME ROSTER

Player	Pos.	College	Year(s) Played	Year(s) Started
A				
Abell, Bud	LB	Missouri	1966-68	
Acker, Bill	NT/DE	Texas	1982, 87	
Adamie, Mike	RB	Northwestern	1971-72	
Adams, Tony	QB	Utah State	1975-78	
Adickes, Mark	G	Baylor	1986-89	1986-89
Adkins, Kevin	C	Oklahoma	1987	
Agajanian, Ben	K	New Mexico	1961	
Agee, Tommie	RB	Auburn	1989	
Aguiar, Louie	P	Utah State	1994	1994*
Ale, Arnold	LB	UCLA	1994	
Allen, Nate	CB	Texas Southern	1971-74	1973-74
Allen, Marcus	RB	Southern California	1993-94	1993-94
Alt, John	T	Iowa	1984-94	1987-94
Anders, Kimble	RB	Houston	1991-94	1993-94
Anderson, Curtis	DE	Central State (Ohio)	1979	
Anderson, Darren	CB	Toledo	1994	
Anderson, Erick	LB	Michigan	1992-93	
Andrews, Billy	LB	Southwest Louisiana	1976-77	1976-77
Andrusyshyn, Zenon	P	UCLA	1978	1978*
Ane, Charlie	C	Michigan State	1975-80	
Arbanas, Fred	TE	Michigan State	1962-70	1962-70
Arnold, Jim	P	Vanderbilt	1983-85	1983-85*
Arnold, Walt	TE	New Mexico	1984-87	1985-86
Ashley, Walker Lee	LB	Penn State	1989	1989
Auer, Scott	G/T	Michigan State	1984-85	1985
Austin, Hise	CB	Prairie View	1975	
Avery, Ken	LB	Southern Mississippi	1975	

B				
Baab, Mike	C	Texas	1992	
Bailey, Mark	RB	Cal State Long Beach	1977-78	1977-78
Baldinger, Gary	DE	Wake Forest	1986-88	
Baldinger, Rich	T	Wake Forest	1983-92	1987-88, 90-92
Barbaro, Gary	S	Nicholls State	1976-82	1976-82
Barker, Bryan	P	Santa Clara	1990-93	1989-93*
Barnes, Charley	E	NE Louisiana	1961	
Barnes, Lew	WR/KR	Oregon	1989	
Barnett, Tim	WR	Jackson State	1991-93	1991
Barton, Jim	C	Marshall	1960-61	1960-61
Baugh, Tom	C	Southern Illinois	1986-88	1987-88
Bayless, Martin	S	Bowling Green	1993	1992-93
Beathard, Pete	QB	Southern California	1964-67, 73	
Beckman, Ed	TE	Florida State	1977-84	1983
Beisler, Randy	G	Indiana	1975	
Bell, Billy	CB	Lamar	1991	
Bell, Bobby	LB	Minnesota	1963-74	1963-74
Bell, Mike	DE	Colorado State	1979-85, 87-91	1981-85, 87-89
Belser, Ceasar	DB	Arkansas AM&N	1968-71	
Belton, Horace	RB	SE Louisiana	1978-81	
Bennett, Donnell	RB	Miami (Fla.)	1994	
Bergey, Bruce	TE	UCLA	1971	
Bernet, Ed	E	Southern Methodist	1960	
Bernhardt, Roger	G	Kansas	1975	
Best, Keith	LB	Kansas State	1972	
Biodrowski, Dennis	G	Memphis State	1963-67	
Birden, J.J.	WR	Oregon	1990-94	1992-94
Bishop, Sonny	G	Fresno State	1962	
Black, James	DE	So. Carolina St.	1987	
Blackledge, Todd	QB	Penn State	1983-87	1984-86
Blakley, Robert	WR	North Dakota State	1982	
Blanton, Jerry	LB	Kentucky	1979-85	1981-84
Bledsoe, Curtis	RB	San Diego State	1981-82	
Blundin, Matt	QB	Virginia	1993-94	
Bono, Steve	QB	UCLA	1994	
Booker, Vaughn	DE	Cincinnati	1994	
Bookman, John	DB	Miami (Fla.)	1960	
Boydston, Max	E	Oklahoma	1960-61	1960-61
Branch, Mel	DE	Louisiana State	1960-65	1960-65
Brannon, Solomon	DB	Morris Brown	1965-66	
Briggs, Bob	DE	Heidelberg	1974	
Brockington, John	RB	Ohio State	1977	1977
Brooker, Tommy	E/K	Alabama	1962-66	1962-66*

Player	Pos.	College	Year(s) Played	Year(s) Started
Brown, Aaron	DE	Minnesota	1966-72	1968-71
Brown, Eric	WR	Tulsa	1987	
Brown, Larry	T	Miami (Fla.)	1978-79	
Brown, Theotis	RB	UCLA	1983-84	1983-84
Brunson, Larry	WR	Colorado	1974-77	1976-77
Bryant, Bob	E	Texas	1960	1960
Bryant, Trent	CB	Arkansas	1982-83, 87	
Buchanan, Buck	DT	Grambling	1963-75	1963-75
Budde, Brad	G	Southern California	1980-86	1981-86
Budde, Ed	G	Michigan State	1963-76	1964-74
Burford, Chris	E	Stanford	1960-67	1960-67
Burgmeier, Ted	S	Notre Dame	1978	
Burks, Ray	LB	UCLA	1977	
Burruss, Lloyd	S	Maryland	1981-91	1981-88
Butler, Gary	TE	Rice	1973	
Butler, Gerald	WR	Nicholls State	1977	

C

Cadwell, John	G	Oregon State	1961	
Cancik, Phil	LB	Northern Arizona	1981	
Cannon, Billy	TE	Louisiana State	1970	
Cannon, Mark	C	Texas-Arlington	1989	
Carlson, Dean	QB	Iowa State	1972-74	
Carolan, Reg	E	Idaho	1964-68	
Carruth, Paul Ott	RB	Alabama	1989	
Carson, Carlos	WR	Louisiana State	1980-89	1982-88
Carter, Dale	CB/KR	Tennessee	1992-94	1992-94
Carter, M. L.	CB	Cal State Fullerton	1979-81	1979
Case, Frank	DE	Penn State	1981	
Cash, Keith	TE	Texas	1992-94	1992, 94
Cherry, Deron	S	Rutgers	1981-91	1983-91
Chilton, Gene	G/C	Texas	1989	
Christopher, Herb	S	Morris Brown	1979-82	1979-80
Clark, Bruce	DE	Penn State	1989	
Clark, Wayne	QB	U.S. International	1975	
Clements, Tom	QB	Notre Dame	1980	
Clemons, Michael	RB/KR	William & Mary	1987	
Coan, Bert	RB	Kansas	1963-68	
Cocroft, Sherman	S	San Jose State	1985-87	
Coffman, Paul	TE	Kansas State	1986-87	
Cofield, Tim	LB	Elizabeth City State	1986-88	1986-88
Colbert, Darrell	WR	Texas Southern	1987-88	
Colbert, Lewis	P	Auburn	1986-87	1986*
Collier, Tim	CB	East Texas State	1976-79	1977-79
Collins, Mark	CB	Cal State-Fullerton	1994	1994
Collins, Ray	DT	Louisiana State	1960-61	1960-61
Colter, Jeff	DB	Kansas	1987	
Condon, Tom	G	Boston College	1974-84	1975-84
Cooper, Louis	LB	Western Carolina	1985-90	1986-87
Copeland, Danny	S/KR	Eastern Kentucky	1989-90	
Corey, Walt	LB	Miami (Fla.)	1960-66	1960-64
Cornelison, Jerry	T	Southern Methodist	1960-65	1960-61
Craig, Reggie	WR	Arkansas	1965-76	
Culp, Curley	DT	Arizona State	1968-74	1969-73

D

Daney, George	G	Texas El Paso	1968-74	1974
Daniels, Calvin	LB	North Carolina	1982-85	1983-85
Daniels, Clemon	DB	Prairie View	1960	
Davidson, Cotton	QB/P	Baylor	1960-61	1960-61
Davis, Anthony	LB	Utah	1994	
Davis, Dick	DE	Kansas	1962	
Davis, Ricky	S	Alabama	1977	
Davis, Willie	WR	Central Arkansas	1991-94	1992-94
Dawson, Lake	WR	Notre Dame	1994	
Dawson, Len	QB	Purdue	1962-75	1962-75
Dawson, Mike	NT	Arizona	1984	
DeBerg, Steve	QB	San Jose State	1988-91	1988-91
DeBernardi, Fred	DE	Texas El Paso	1974	
deBruijn, Case	P	Idaho State	1982	
Delaney, Joe	RB	NW Louisiana	1981-82	1981-82
Del Rio, Jack	LB	Southern California	1987-88	1987-88
Diamond, Charlie	T	Miami (Fla.)	1960-63	1960-63
Dickerson, Ron	WR	Arkansas	1993-94	
Dickinson, Bo	FB	Southern Mississippi	1960-61	
DiGiacomo, Curt	G	Arizona	1988	
DiMidio, Tony	T	Westchester	1966-67	

Player	Pos.	College	Year(s) Played	Year(s) Started
Dimmick, Tom	C	Houston	1960	
Dirden, Johnny	KR	Sam Houston State	1979	
Dixon, Al	TE	Iowa State	1979-82	1981-82
Dohring, Tom	T	Michigan	1992	
Dombroski, Paul	S	Linfield	1980-81	
Donaldson, Jeff	S	Colorado	1990	1990
Donnalley, Rick	C	North Carolina	1986-87	1986-87
Dorsey, Larry	WR	Tennessee State	1978	
Dotson, Alphonse	DT	Grambling	1965	
Doubiago, Dan	T	Utah	1987	
Dozier, Cornelius	S	Southern Methodist	1987	
Dressel, Chris	TE	Stanford	1989	
Dressler, Doug	RB	Chico State	1975	
Drougas, Tom	T	Oregon	1974	
Duncan, Randy	QB	Iowa	1961	
Dyal, Mike	TE	Texas A&I	1992-93	

E

Eatman, Irv	T	UCLA	1986-90	1986-89
Elkins, Mike	QB	Wake Forest	1989-90	
Elliott, Lin	K	Texas Tech	1994	1994*
Ellison, Willie	RB	Texas Southern	1973-74	1973
Elrod, Jimbo	LB	Oklahoma	1976-78	
Enis, Hunter	QB	Texas Christian	1960	
Epps, Jack	S	Kansas State	1987	
Espinoza, Alex	QB	Iowa State	1987	
Estell, Richard	WR	Kansas	1987	
Estes, Lawrence	DE	Alcorn A&M	1975-76	
Evans, James	RB	Southern	1987	
Evans, Mike	DE	Michigan	1992	
Everett, Eric	CB	Texas Tech	1991	

F

Fada, Rob	G	Pittsburgh	1985	
Farrier, Curt	DT	Montana State	1963-65	
Feehery, Gerry	C	Syracuse	1988	
Fields, Jaime	LB	Washington	1993-94	
Fields, Jitter	KR	Texas	1987	
Flores, Tom	QB	Pacific	1969	
Flynn, Don	DB	Houston	1960-61	1960-61
Fournet, Sid	G	Louisiana State	1960-61	1960-61
Fraser, Jim	LB	Wisconsin	1965	
Frazier, Cliff	DT	UCLA	1977	
Frazier, Randy	LB	Morehead State	1987	
Frazier, Wayne	C	Auburn	1966-67	1966
Frazier, Willie	TE	Arkansas AM&N	1972	1972
Frey, Dick	DE	Texas A&M	1960	
Fuller, Steve	QB	Clemson	1979-82	1979-80

G

Gagliano, Bob	QB	Utah State	1981-83	
Gagner, Larry	G	Florida	1972	
Gaines, Clark	RB	Wake Forest	1981-82	
Gamble, Kenny	RB/KR	Colgate	1988-90	
Gant, Earl	RB	Missouri	1979-80	
Garcia, Bubba	WR	Texas El Paso	1980	
Gardner, Ellis	T	Georgia Tech	1983	
Garrett, Mike	RB	Southern California	1966-70	1966-70
Gaunty, Steve	WR	Northern Colorado	1979	
Gay, Matt	S	Kansas	1994	
Gehrke, Jack	WR	Utah	1968	
Getty, Charlie	T	Penn State	1974-82	1974-76, 78-82
Getz, Lee	G	Rutgers	1987	
Gilliam, Jon	C	East Texas State	1961-67	1962-67
Golub, Chris	S	Kansas	1977	
Goodburn, Kelly	P	Emporia State	1987-90	1987-88, 90*
Gossett, Jeff	P	Eastern Illinois	1981-82	1982*
Graham, Derrick	T	Appalachian State	1990-94	1994
Graham, Tom	LB	Oregon	1974	
Granderson, Rufus	T	Prairie View	1960	
Gray, Tim	S	Texas A&M	1976-78	1976-78
Grayson, Dave	DB	Oregon	1961-64	1962-64
Green, Boyce	RB	Carson Newman	1986	
Green, Gary	CB	Baylor	1977-83	1977-83
Green, Woody	RB	Arizona State	1974-76	1974-76
Greene, Ted	LB	Tampa	1960-62	
Greene, Tom	QB	Holy Cross	1961	

Player	Pos.	College	Year(s) Played	Year(s) Started
Greene, Tracy	TE	Grambling	1994	
Griffin, Leonard	DE	Grambling	1986-93	1988-89, 92
Griffin, Stephen	RB	Tennessee State	1987	
Grow, Monty	S	Florida	1994	
Grunhard, Tim	C	Notre Dame	1990-94	1990-94
Grupp, Bob	P	Duke	1979-81	1979-81*
Gunter, Michael	RB	Tulsa	1984	

H

Hackett, Dino	LB	Appalachian State	1986-92	1986-91
Hadley, David	CB	Alcorn	1970-72	
Hadnot, James	RB	Texas Tech	1980-83	1980-81
Hagy, John	S	Texas	1991	
Hamilton, Andy	WR	Louisiana State	1973-74	
Hamilton, Rick	LB	Central Florida	1994	
Hamm, Bob	DE	Nevada-Reno	1985	
Hamrick, James	K	Rice	1987	
Hancock, Anthony	WR/KR	Tennessee	1982-86	1983
Hardison, Dee	NT	North Carolina	1988	
Hargain, Tony	WR	Oregon	1992	
Harrell, James	LB	Florida	1987	
Harris, Bob	LB	Auburn	1987	
Harris, Eric	CB	Memphis State	1980-82	1980-82
Harris, Jimmy	DB	Oklahoma	1960-61	1960-61
Harris, Michael	C/G	Grambling	1989	
Harrison, Glynn	RB	Georgia	1976	
Harry, Emile	WR	Stanford	1986-92	
Harvey, James	G	Jackson State	1987-88	
Harvey, Marvin	TE	Southern Mississippi	1961	
Harvey, Stacy	LB	Arizona State	1989	
Haslip, Wilbert	RB	Hawaii	1979	
Hawkins, Andy	LB	Texas A&I	1988	
Hayes, Jonathan	TE	Iowa	1985-93	1987-93
Hayes, Wendell	RB	Humboldt State	1968-74	1970-74
Haynes, Abner	RB	North Texas State	1960-65	1960-63
Haynes, Louis	LB	North Texas State	1982-83	
Headrick, Sherrill	LB	Texas Christian	1960-67	1960-67
Heard, Herman	RB	Southern Colorado	1984-89	1984-87, 89
Helton, Darius	G	No. Carolina Central	1977	
Herkenhoff, Matt	T	Minnesota	1976-85	1976-78, 80-85
Hicks, Sylvester	DE	Tennessee State	1978-81	1978-79
Hill, Dave	T	Auburn	1963-74	1963-73
Hill, Greg	CB	Oklahoma State	1984-88	
Hill, Greg	RB	Texas A&M	1994	
Hill, Jim	DB	Sam Houston	1966	
Hill, Kenny	S	Yale	1989	
Hill, Mack Lee	RB	Southern (La.)	1964-65	1964-65
Hines, Jimmy	E	Texas Southern	1970	
Hodges, Eric	WR	Florida	1987	
Holle, Eric	DE	Texas	1984-87	
Hollis, David	DB/KR	UNLV	1988	
Holloway, Tony	LB	Nebraska	1987	
Holmes, Bruce	LB	Minnesota	1987	
Holmes, Pat	DE	Texas Tech	1973	
Holmes, Robert	RB	Southern (La.)	1968-71	1968-69
Holohan, Pete	TE	Notre Dame	1991	
Holston, Mike	WR	Morgan State	1985	
Holub, E. J.	C/LB	Texas Tech	1961-70	1960-70
Homan, Dennis	WR	Alabama	1971-72	1972
Hoppock, Doug	T	Kansas State	1987	
Horton, Ethan	RB	North Carolina	1985	
Howard, Thomas	LB	Texas Tech	1977-83	1978-83
Howard, Todd	LB	Texas A&M	1987-88	
Huarte, John	QB	Notre Dame	1969-71	
Hudock, Mike	C	Miami (Fla.)	1967	
Hudson, Bob	LB	Clemson	1960	
Hudson, Doug	QB	Nicholls State	1987	
Hughes, Danan	WR	Iowa	1993-94	
Hull, Bill	DE	Wake Forest	1962	
Humphrey, Tom	C	Abilene Christian	1974	
Hunt, Bobby	DB	Auburn	1962-67	1962-67
Hurston, Chuck	DE	Auburn	1965-70	1966-67
Hyde, Glenn	C	Pittsburgh	1987	

Ingram, Byron	G	Eastern Kentucky	1987-88	
---------------	---	------------------	---------	--

Player	Pos.	College	Year(s) Played	Year(s) Started
J				
Jackson, Billy	RB	Alabama	1981-84	1982-84
Jackson, Charles	LB	Washington	1978-84	1981-82
Jackson, Charlie	DB	Southern Methodist	1960	
Jackson, Frank	WR	Southern Methodist	1961-65	1962-65
Jackson, Gerald	S	Mississippi State	1979	
Jakes, Van	DB	Kent State	1983-84	
Jamison, George	LB	Cincinnati	1994	1994
Jankowski, Bruce	WR	Ohio	1971-72	
Jaworski, Ron	QB	Youngstown State	1989	
Jaynes, Dave	QB	Kansas	1974	
Jenkins, Keyvan	RB/KR	UNLV	1988	
Jeralds, Luther	DE	N.C. College	1961	
Johnson, Curley	HB	Houston	1961-62	
Johnson, Dick	E	Minnesota	1963	
Johnson, Jack	DB	Miami (Fla.)	1961	
Johnson, Jimmie	TE	Howard	1994	
Johnson, Ken	DE	Knoxville	1987	
Johnson, Sidney	CB	California	1988	
Jolly, Ken	LB	Mid-America Nazarene	1984-85	1985
Jones, Bill	RB	Southwest Texas St.	1990-92	1990-92
Jones, Doug	DB	San Fernando Valley	1973-74	
Jones, E. J.	RB	Kansas	1985	
Jones, Fred	LB	Florida State	1987	
Jones, Fred	WR	Grambling	1990-93	
Jones, Hassan	WR	Florida State	1993	
Jones, Rod	TE	Washington	1987-88	
Jones, Victor	RB	Louisiana State	1994	
Jozwiak, Brian	G	West Virginia	1986-88	
Junkin, Mike	LB	Duke	1989	

K

Kauahi, Kani	C	Hawaii	1992	
Kearney, Jim	DB	Prairie View	1967-75	1968-75
Kearney, Tim	LB	Northern Michigan	1975	
Keating, Tom	DT	Michigan	1974-75	1974
Keel, Mark	TE	Arizona	1987	
Kellar, Bill	WR	Stanford	1978	
Kelley, Ed	DB	Texas	1961	
Kelly, Bobby	T	New Mexico State	1967	
Kenney, Bill	QB	Northern Colorado	1979-88	1981-87
Keyes, Leroy	RB	Purdue	1973	
King, Bruce	RB	Purdue	1985-86	1985
Kinney, Jeff	RB	Nebraska	1972-76	1975
Kirchbaum, Kelly	LB	Kentucky	1980	
Kirchner, Mark	T/G	Baylor	1983	
Klug, Dave	LB	Concordia (Minn.)	1981-83	
Knapp, Lindsay	G/T	Notre Dame	1993-94	
Koch, Pete	DE	Maryland	1985-87	1986-87
Koss, Stein	TE	Arizona State	1987	
Kragen, Greg	DT	Utah State	1994	
Kratzer, Dan	WR	Mo. Valley College	1973	
Kremer, Ken	NT	Ball State	1979-84	1981-82
Krieg, Dave	QB	Milton	1992-93	1992
Krisner, Bill	G	Oklahoma	1960-61	1960-61

L

Lacy, Ken	RB	Tulsa	1984-85, 87	
Ladd, Ernie	DT	Grambling	1967-68	
LaGrand, Morris	RB	Tampa	1975	
Lane, Garcia	CB/KR	Ohio State	1985, 87	
Lane, MacArthur	RB	Utah State	1975-78	1975-76
Lane, Skip	CB/S	Mississippi	1984	
Lanier, Willie	LB	Morgan State	1967-77	1968-77
Larpenier, Carl	G	Texas	1962	
Lathrop, Kit	DE	Arizona State	1986	
Lee, Jacky	QB	Cincinnati	1967-69	
Lee, Willie	DT	Bethune-Cookman	1976-77	1977
Lewis, Albert	CB	Grambling	1983-93	1984-93
Lewis, Garry	CB	Alcorn State	1993	
Lewis, Tahaun	CB	Nebraska	1992	
Liggett, Bob	DT	Nebraska	1970	
Lindstrom, Chris	DE	Boston University	1987	
Lindstrom, Dave	DE	Boston University	1978-85	1980, 82
Lingner, Adam	C	Illinois	1983-86, 88	
Little, Dave	TE	Middle Tennessee	1984	

Player	Pos.	College	Year(s) Played	Year(s) Started
Livingston, Mike	QB	Southern Methodist	1968-79	1969, 73-78
Lloyd, Jeff	NT	West Texas State	1978	
Lohmeyer, John	DE	Emporia State	1973, 75-77	
Longmire, Sam	DB	Purdue	1976-78	
Lothamer, Ed	DT	Michigan State	1964-69, 71-72	1965-68
Loveall, Calvin	CB	Idaho	1988	
Lowe, Paul	RB	Oregon State	1968-69	
Lowery, Nick	K	Dartmouth	1980-93	1980-93*
Lutz, David	G/T	Georgia Tech	1983-92	1983-87, 89-92
Lynch, Jim	LB	Notre Dame	1967-77	1968-77

M

Maas, Bill	NT/DE	Pittsburgh	1984-92	1984-91
Mack, Cedric	CB	Baylor	1992	
Maczuzak, John	DT	Pittsburgh	1964	
Maddox, Bob	DE	Frostburg State	1975-76	
Malone, Darrell	CB	Jacksonville St. (Ala.)	1992	
Mandley, Pete	WR	Northern Arizona	1989-90	1989
Mangiero, Dino	NT	Rutgers	1980-83	1983
Manumaleuga, Frank	LB	San Jose State	1979-81	1979-80
Manusky, Greg	LB	Colgate	1994	
Marsalis, Jim	CB	Tennessee State	1969-75	1969-72
Marshall, Henry	WR	Missouri	1976-87	1976-86
Marshall, Larry	DB/KR	Maryland	1972-73, 78	
Martin, Chris	LB	Auburn	1988-92	1989-92
Martin, Dave	LB	Notre Dame	1968	
Martin, Don	CB	Yale	1975	
Martin, Eric	WR	Louisiana State	1994	
Marts, Lonnie	LB	Tulane	1991-93	1993
Masters, Billy	TE	Louisiana State	1975-76	1975-76
Matuszak, John	DT	Tampa	1974-75	1975
Mays, Jerry	DT	Southern Methodist	1961-70	1962-70
McAlister, Ken	LB	San Francisco	1984-87	1984
McCabe, Jerry	LB	Holy Cross	1988	
McCann, Jim	P	Arizona State	1975	
McCarthy, Mickey	TE	Texas Christian	1969	
McClinton, Curtis	RB	Kansas	1962-69	1962-67
McDaniels, Pellom	DE	Oregon State	1993-94	
McElroy, Reggie	T	West Texas State	1993	
McGovern, Rob	LB	Holy Cross	1989-90	
McKinney, Odis	S	Colorado	1985	
McKnight, Ted	RB	Minnesota-Duluth	1977-81	1978-80
McLean, Ron	NT	Cal St.-Fullerton	1988	
McManus, Danny	QB	Florida State	1988	
McMillan, Erik	S	Missouri	1993	
McNair, Todd	RB	Temple	1989-93	
McNeil, Pat	RB	Baylor	1976-77	
McRae, Jerrold	WR	Tennessee State	1978	
McVea, Warren	RB	Houston	1969-73	
Meisner, Greg	DE	Pittsburgh	1989-90	
Mercer, Mike	K	Northern Arizona	1966	1966*
Merz, Curt	G/DE	Iowa	1962-68	1962-67
Meyers, Jerry	DE	Northern Illinois	1980	
Mickell, Darren	DE	Florida	1992-94	1994
Miller, Bill	E	Miami (Fla.)	1962	
Miller, Cleophus	RB	Arkansas AM&N	1974-75	
Miller, Paul	DE	Louisiana State	1960-61	1960-61
Milo, Ray	S	New Mexico State	1978	
Mincy, Charles	S	Washington	1991-94	1992
Mitchell, Willie	DB	Tennessee State	1964-71	1965-68
Montagne, Dave	WR	Oregon State	1987	
Montana, Joe	QB	Notre Dame	1993-94	1993-94
Moorman, Mo	G	Texas A&M	1968-72	1968-73
Morgado, Arnold	RB	Hawaii	1977-80	1978
Moriarty, Larry	RB	Notre Dame	1986-88	
Morris, Donnie Joe	RB	North Texas State	1974	
Morris, Michael	C	N.E. Missouri State	1989	
Moten, Gary	LB	Southern Methodist	1987	
Mumphrey, Lloyd	DE	Mississippi Valley St.	1987	
Murphy, James	WR	Utah State	1981	
Murray, Eddie	K	Tulane	1992	

N

Napier, Walter (Buffalo)	DT	Paul Quinn	1960-61	1960
Nash, Kenny	WR	San Jose State	1987	
Nelson, Mark	T	Bowling Green	1987	
Nelson, Teddy	CB	UNLV	1987	

Player	Pos.	College	Year(s) Played	Year(s) Started
Newton, Tim	DT	Florida	1993-94	
Nicholson, Jim	T	Michigan State	1974-79	1974-77, 79
Nix, Doyle	DB	Southern Methodist	1961	
Nolt, Mike	QB	Santa Clara	1976	
Nunnery, R. B.	DT	Louisiana State	1960	

O

Oates, Brad	T	Brigham Young	1980-81	
Odom, Ricky	S	Southern California	1978	
Okoye, Christian	RB	Azusa Pacific	1987-92	1987-91
Olderman, Bob	G	Virginia	1985	1985
Olenchak, John	C/LB	Stanford	1981-82	
Olsen, Orrin	C/G	Brigham Young	1976	
Oliver, Muhammed	CB	Oregon	1993	
Oriard, Mike	C	Notre Dame	1970-73	
Osiecki, Sandy	QB	Arizona State	1984	
Osley, Willie	DB	Illinois	1974	
Otis, Jim	RB	Ohio State	1971-72	

P

Paige, Stephone	WR	Fresno State	1983-91	1985-90
Paine, Jeff	LB	Texas A&M	1984-85	
Palewicz, Al	LB	Miami (Fla.)	1973-75	
Palmer, Gery	G	Kansas	1975	
Palmer, Paul	RB	Temple	1987-88	1988
Parker, Anthony	CB	Arizona State	1991	
Parker, Kerry	CB	Grambling	1984	
Parker, Robert	RB	Brigham Young	1987	
Parrish, Don	NT	Pittsburgh	1978-82	1978-81
Paul, Whitney	DE/LB	Colorado	1976-81, 86	1976-80
Payton, Eddie	KR	Jackson State	1978	
Pearson, Aaron	LB	Mississippi State	1986-88	1987-88
Pearson, Barry	WR	Northwestern	1974-76	1975
Pearson, Jayice	CB	Washington	1986-92	1991
Peay, Francis	T	Missouri	1973-74	1973
Pelluer, Steve	QB	Washington	1989-91	
Penn, Chris	WR	Tulsa	1994	
Pennington, Durwood	K	Georgia	1962	
Perkins, Horace	CB	Colorado	1979	
Peterson, Bill	LB	San Jose State	1975	1975
Peterson, Cal	LB	UCLA	1979-81	
Petry, Stan	CB	TCU	1989-91	
Phillips, Joe	DT	Southern Methodist	1992-94	1992-94
Pickens, Bruce	CB	Nebraska	1993	
Pietrzak, Jim	C	Eastern Michigan	1987	
Pippens, Woodie	RB	Thiel College	1987	
Pitts, Frank	WR	Southern (La.)	1965-71	1968-70
Ply, Bobby	DB	Baylor	1962-67	
Podolak, Ed	RB	Iowa	1969-77	1970-74, 76-77
Porter, Kevin	S	Auburn	1988-92	1988-91
Porter, Lewis	E	Southern (La.)	1970	
Potter, Steve	LB	Virginia	1983	
Powers, Clyde	S	Oklahoma	1978	
Prater, Dean	DE	Oklahoma State	1982-83	
Pricer, Bill	FB	Oklahoma	1961	
Prudhomme, Remi	G	Louisiana State	1968-69	
Pruitt, Mike	RB	Purdue	1985-86	1985-86

R

Radecic, Scott	LB	Penn State	1984-86	1985-86
Randle, Ervin	LB	Baylor	1991-92	1992
Rasley, Rocky	G	Oregon State	1975	1975
Reamon, Tommy	RB	Missouri	1976	1976
Reardon, Kerry	CB	Iowa	1971-76	1975-76
Reed, Tony	RB	Colorado	1977-80	1977-80
Reese, Jerry	S	Oklahoma	1979-80	1979
Reynolds, Al	G	Tarkio	1960-67	1962-64
Rice, Andrew	DT	Texas Southern	1966	1966-67
Richardson, Gloster	WR	Jackson State	1967-70	1967-69
Ricketts, Tom	G	Pittsburgh	1993	
Ricks, Lawrence	RB	Michigan	1983-84	
Roberts, Alfredo	TE	Miami (Fla.)	1988-90	1988, 90
Robinson, Johnny	S/HB	Louisiana State	1960-71	1960-71
Robinson, Mark	S	Penn State	1984-87	
Rochester, Paul	DT	Michigan State	1960-63	1961-63
Rogers, Steve	T	Brigham Young	1987	
Rogers, Tracy	LB	Fresno State	1990-94	1993

Player	Pos.	College	Year(s) Played	Year(s) Started
Rome, Stan	WR	Clemson	1979-82	
Romeo, Tony	E	Florida State	1961	
Roquemore, Durwood	CB	Texas A&I	1982-83	
Rosdahl, Hatch	DE	Penn State	1964-65	
Rose, Donovan	CB	Hampton Institute	1980	
Ross, Kevin	CB	Temple	1984-93	1984-93
Ross, Louis	DE	South Carolina State	1975	
Rourke, Jim	G	Boston College	1980-84, 86	1980, 84
Rozumek, Dave	LB	New Hampshire	1976-79	1978
Rudnay, Jack	C	Northwestern	1970-82	1970-82
Rush, Bob	C	Memphis State	1983-85	1983-85

S

Sadowski, Troy	TE	Georgia	1991	
Saleaumua, Dan	NT	Arizona State	1989-94	1989-94
Sally, Jerome	NT	Missouri	1988	
Samuels, Tony	TE	Bethune-Cookman	1977-80	1979
Sanders, Clarence	LB	Cincinnati	1978	
Saxon, James	RB	San Jose State	1988-91	
Saxton, James	HB	Texas	1962	
Scott, Willie	TE	South Carolina	1981-85	1983-84
Seals, George	DT	Missouri	1972-73	
Sellers, Goldie	DB	Grambling	1968-69	
Sensibaugh, Mike	S	Ohio State	1971-75	1972-75
Seurer, Frank	QB	Kansas	1986-87	
Shaw, Dennis	QB	San Diego State	1978	
Shields, Billy	T	Georgia Tech	1985	
Shields, Will	G	Nebraska	1993-94	1993-94
Shorthose, George	WR	Missouri	1985	
Siglar, Ricky	T	San Jose State	1993-94	1993-94
Simien, Tracy	LB	Texas Christian	1991-94	1991-94
Simmons, Bob	G	Texas	1977-83	1977-80, 83
Simons, Keith	DT	Minnesota	1976-77	1976-77
Sims, Tom	NT	Pittsburgh	1991-92	
Smith, Blane	S	Southern Methodist	1987	
Smith, Chris	RB	Notre Dame	1986-87	
Smith, Dave	WR	Indiana (Pa.)	1973	
Smith, Fletcher	DB	Tennessee A&I	1966-67	
Smith, Franky	T	Alabama A&M	1980	
Smith, Jeff	RB/KR	Nebraska	1985-86	
Smith, J. T.	WR	North Texas State	1978-84	1979-81
Smith, Lucious	CB	Cal State Fullerton	1983	1983
Smith, Michael	WR	Kansas State	1992	
Smith, Neil	DE	Nebraska	1988-94	1988-94
Smith, Noland	KR	Tennessee State	1967-69	
Smith, Sid	T	Southern California	1970-72	
Snipes, Angelo	LB	West Georgia	1987-89	
Snow, Percy	LB	Michigan State	1990-92	1990
Spani, Gary	LB	Kansas State	1978-86	1978-85
Spann, Gary	LB	Texas Christian	1987	
Spikes, Jack	FB/K	Texas Christian	1960-64	1960-61, 64
Staysniak, Joe	G	Ohio State	1992	
Stedman, Troy	LB	Washburn	1988	
Stein, Bob	LB	Minnesota	1969-72	
Steinfeld, Al	C	C.W. Post	1982	
Stenerud, Jan	K	Montana State	1967-79	1967-79*
Stensrud, Mike	NT/DE	Iowa State	1988	
Stephens, Hal	DE	Eastern Carolina	1985	
Stephens, John	RB	Northwestern (La.) State	1993	
Stephens, Santo	LB	Temple	1993	
Stevens, Matt	QB	UCLA	1987	
Still, Art	DE	Kentucky	1978-87	1978-87
Stockemer, Ralph	RB	Baylor	1987	
Stone, Jack	T	Oregon	1960	
Story, Bill	G	Southern Illinois	1975	
Stover, Smokey	LB	Northeast Louisiana	1960-66	1960-61
Stowers, Tommie	RB	Missouri	1994	
Strada, John	TE	William Jewell	1974	
Stradford, Troy	RB	Boston College	1991	
Stroud, Morris	TE	Clark	1969-74	1970-74
Studdard, Les	C	Texas	1982	
Sullivan, Kent	P	California Lutheran	1992	
Swink, Jim	HB	Texas Christian	1960	
Swoopes, Patrick	NT	Mississippi State	1991	
Szott, Dave	G	Penn State	1990-94	1990-94

T

Talton, Ken	RB	Cornell	1980	
Taylor, Jay	CB	San Jose State	1993-94	

Player	Pos.	College	Year(s) Played	Year(s) Started
Taylor, Kitrick	WR/KR	Washington State	1988	
Taylor, Otis	WR	Prairie View	1965-75	1966-74
Taylor, Roger	T	Oklahoma State	1981	
Taylor, Steve	S	Kansas	1976	
Terrell, Marvin	G	Mississippi	1960-63	1962-63
Terry, Doug	S	Kansas	1993-94	1993
Thomas, Bill	RB	Boston College	1974	
Thomas, Carlton	CB	Elizabeth City State	1987	
Thomas, Charlie	KR	Tennessee State	1975	
Thomas, Derrick	LB	Alabama	1989-94	1989-94
Thomas, Emmitt	CB	Bishop College	1966-78	1967-78
Thomas, Gene	FB	Florida A&M	1966-67	
Thomas, Jewel	RB	San Jose State	1983	
Thomas, Ken	RB	San Jose State	1983	
Thomas, Robb	WR	Oregon State	1989-91	1990-91
Thomas, Todd	C	North Dakota	1981	
Thompson, Arland	G	Baylor	1987	
Thompson, Bennie	S	Grambling	1993	
Thompson, Del	RB	Texas El Paso	1982	
Thompson, Ernie	RB	Indiana	1993	
Thornbladh, Bob	LB	Michigan	1974	
Thorp, Don	DE	Illinois	1988	
Trahan, John	WR	Southern Colorado	1987	
Trosch, Gene	DE	Miami (Fla.)	1967-69	
Tyrer, Jim	T	Ohio State	1961-73	1962-73

U

Upshaw, Marvin	DE	Trinity	1970-75	1971-75
----------------	----	---------	---------	---------

V

Valerio, Joe	T	Penn	1991-94	
Vaughn, Jon	RB	Michigan	1994	
Villa, Danny	G	Arizona State	1993-94	
Vitali, Mark	QB	Purdue	1977	
Vlasic, Mark	QB	Iowa	1991-92	

W

Wade, Charlie	WR	Tennessee State	1977	
Waldrop, Rob	DT	Arizona	1994	
Walker, Bracey	S	North Carolina	1994	
Walker, Derrick	TE	Michigan	1994	1994
Walker, James	LB	Kansas State	1983	
Walker, John	DT	Nebraska-Omaha	1987	
Walker, Wayne	K	NW Louisiana	1967	1967*
Walters, Rod	G	Iowa	1976, 1978-80	
Walton, Riley	TE	Tennessee State	1987	
Walton, Wayne	G/T	Abilene Christian	1973-74	
Warner, Charley	DB	Prairie View	1963-64	
Washington, Charles	DB	Cameron	1990-91	
Washington, Tim	CB	Fresno State	1982	
Watson, Tim	S	Howard	1993-94	
Weathers, Clarence	WR	Delaware State	1989	
Webster, David	DB	Prairie View	1960-61	1960-61
Webster, Mike	C	Wisconsin	1989-90	1989-90
Werner, Clyde	LB	Washington	1970-74, 76	
Wesson, Ricky	CB	Southern Methodist	1977	
West, Robert	WR	San Diego State	1972-73	1972
Wetzel, Ron	TE	Arizona State	1983	
Whitaker, Danta	TE	Mississippi Valley St.	1990	
White, Walter	TE	Maryland	1975-79	1977-78
White, William	S	Ohio State	1994	1994
Whitmore, David	S	Stephen F. Austin	1993-94	1993-94
Wickert, Tom	G	Washington State	1977	
Williams, Harvey	RB	Louisiana State	1991-93	
Williams, Jerrol	LB	Purdue	1994	
Williams, Lawrence	KR/WR	Texas Tech	1976-77	1977
Williams, Mike	RB/TE	New Mexico	1979-81	1980
Williams, Robert	CB	Baylor	1993	
Williamson, Fred	DB	Northwestern	1965-67	1965-66
Wilson, Eddie	QB/P	Arizona	1962-64	1962*
Wilson, Jerrel	P	Southern Mississippi	1963-77	1963-77*
Wilson, Mike	G	Dayton	1975	
Winters, Frank	G/C	Western Illinois	1990-91	1990
Wolf, James	DT	Prairie View	1976	1976
Wood, Duane	DB	Oklahoma State	1960-64	1960-64
Woodard, Ray	DE	Texas	1987	
Word, Barry	RB	Virginia	1990-92	1992

Player	Pos.	College	Year(s) Played	Year(s) Started
Worthen, Naz	WR	No. Carolina State	1989-90	
Wright, Elmo	WR	Houston	1971-74	1971, 73-74
Wright, Felix	S	Drake	1993	
Wyatt, Kevin	CB	Arkansas	1987	

Y

Yakovonis, Ray	NT	East Stroudsburg State	1983	
Young, Michael	WR	UCLA	1994	
Young, Wilbur	DE	William Penn	1971-77	1972-77

Z

Zamberlin, John	LB	Pacific Lutheran	1983-84	1984
Zaruba, Carroll	DB	Nebraska	1960	

* Regular kicker or punter during that period.

ALL-TIME ASSISTANT COACHES

Abernethy, Rick 1979-82	Humenuik, Rod 1983-84
Adolph, Dave 1993	Lawrence, Don 1980-82, 1987-88
Arians, Bruce 1989-92	Matthews, Billie 1987-88
Ball, Russ 1989-93	Mauck, Carl 1986-88
Beake, John 1968-74	McCarthy, Mike 1993
Beckman, Ed 1987-88	McCulley, Pete 1983-86
Bettis, Tom 1966-77, 1988	Mills, Chuck 1966
Brazil, Dave 1984-88	Mudd, Howard 1989-92
Bresnahan, Tom 1981-82	O'Boyle, Tommy 1966-74
Brewster, Darrell "Pete" 1964-73	Ortmayer, Steve 1975-77
Bunting, John 1993	Pagna, Tom 1978-79
Carson, Bud 1983	Peete, Willie 1983-86
Catlin, Tom 1960-65	Pendry, Joe 1989-92
Christiansen, Jack 1977	Pratt, Tom 1963-77, 1989-92
Corey, Walt 1971-74, 1978-86	Raye, Jimmy 1992-93
Costello, Vince 1975-76	Redding, Dave 1989-93
Cottrell, Ted 1981-82	Roach, Dick 1978-80
Cowher, Bill 1989-91	Ross, Bobby 1978-81
Dalton, Kay 1978-82	Roy, Alvin 1968-72
Daniel, Dan 1983-85	Rust, Rod 1978-82, 1988
Dungy, Tony 1989-91	Saunders, Al 1989-93
Edwards, Herman 1993	Schnelker, Bob 1975-77
Erkenbeck, Jim 1989-91	Schottenheimer, Kurt 1989-93
Franklin, Chet 1975-77	Sefcik, George 1988
Galbraith, Marty 1985	Smith, Homer 1987
Gansz, Frank 1981-82, 1986	Spencer, Joe 1975-80
Ghilotti, Bob 1962-63	Vechiarella, Jim 1983-85
Gibbs, Alex 1993	Waller, Ron 1978-82
Graber, Doug 1983-86	Wallis, Darvin 1989-93
Hackett, Paul 1993	Walsh, Bill 1960-74
Hatley, Mark 1987	Williamson, Richard 1983-86
Helm, J.D. 1982-88	Wilson, Eddie 1974
Hewgley, C.T. 1983-88	Wood, Richard 1987-88
Hughes, Ed 1960-62	Young, John Paul 1986-87

ALL-TIME HEAD COACHES

Year	Coach	Record	Pct.
1960-74	Hank Stram	124-76-10	.614
1975-77	Paul Wiggin	11-24-0	.314
1977	Tom Bettis	1-6-0	.143
1978-82	Marv Levy	31-42-0	.425
1983-86	John Mackovic	30-34-0	.469
1987-88	Frank Gansz	8-22-1	.274
1989-94	Marty Schottenheimer	59-36-1	.620

CHIEFS ALL-TIME REGULAR STARTERS

1994

OFFENSE

WR	J.J. Birden
LT	John Alt
LG	Dave Szott
C	Tim Grunhard
RG	Will Shields
RT	Ricky Siglar
	Derrick Graham
TE	Keith Cash
	Derrick Walker
WR	Willie Davis
QB	Joe Montana
RB	Kimble Anders
RB	Marcus Allen
K	Lin Elliott

DEFENSE

LE	Neil Smith
LT	Joe Phillips
RT	Dan Saleaumua
RE	Darren Mickell
LOLB	Derrick Thomas
MLB	Tracy Simien
ROLB	George Jamison
LCB	Mark Collins
RCB	Dale Carter
SS	David Whitmore
FS	William White
P	Louie Aguiar

1993

OFFENSE

WR	J.J. Birden
LT	John Alt
LG	Dave Szott
C	Tim Grunhard
RG	Will Shields
RT	Ricky Siglar
TE	Jonathan Hayes
WR	Willie Davis
QB	Joe Montana
RB	Kimble Anders
RB	Marcus Allen
K	Nick Lowery

DEFENSE

LE	Neil Smith
LT	Joe Phillips
RT	Dan Saleaumua
RBK	Derrick Thomas
LOLB	Tracy Rogers
MLB	Tracy Simien
ROLB	Lonnie Marts
LCB	Albert Lewis
RCB	Kevin Ross
	Dale Carter
SS	Doug Terry
	Martin Bayless
FS	David Whitmore
	Kevin Ross
P	Bryan Barker

1992

OFFENSE

WR	J.J. Birden
LT	John Alt
LG	Dave Szott
C	Tim Grunhard
RG	Dave Lutz
RT	Rich Baldinger
TE	Jonathan Hayes
WR	Willie Davis
QB	Dave Krieg
TE	Keith Cash
RB	Barry Word
RB	Bill Jones
K	Nick Lowery

DEFENSE

LE	Neil Smith
NT	Dan Saleaumua
DT	Joe Phillips
RE	Leonard Griffin
LOLB	Chris Martin
LILB	Ervin Randle
MLB	Tracy Simien
ROLB	Derrick Thomas
LCB	Kevin Ross
RCB	Albert Lewis
	Dale Carter
SS	Martin Bayless
FS	Charles Mincy
P	Bryan Barker

1991

OFFENSE

WR	Robb Thomas
LT	John Alt
LG	Dave Szott
C	Tim Grunhard
RG	Dave Lutz
RT	Rich Baldinger
TE	Jonathan Hayes
WR	Tim Barnett
QB	Steve DeBerg
RB	Christian Okoye
RB	Bill Jones
K	Nick Lowery

DEFENSE

LE	Neil Smith
NT	Dan Saleaumua
RE	Bill Maas
LOLB	Chris Martin
LILB	Tracy Simien
RILB	Dino Hackett
ROLB	Derrick Thomas
LCB	Jayce Pearson
	Albert Lewis
RCB	Kevin Ross
SS	Kevin Porter
FS	Deron Cherry
P	Bryan Barker

1990

OFFENSE		DEFENSE	
WR	Robb Thomas	LE	Neil Smith
LT	John Alt	NT	Dan Saleaumua
LG	Frank Winters	RE	Bill Maas
	Dave Szott	LOLB	Chris Martin
C	Mike Webster	LILB	Percy Snow
	Tim Grunhard	RILB	Dino Hackett
RG	Dave Lutz	ROLB	Derrick Thomas
RT	Rich Baldinger	LCB	Albert Lewis
TE	Alfredo Roberts	RCB	Kevin Ross
	Jonathan Hayes	SS	Kevin Porter
WR	Stephone Paige	FS	Jeff Donaldson
QB	Steve DeBerg		Deron Cherry
RB	Christian Okoye	P	Bryan Barker
RB	Bill Jones		Kelly Goodburn
K	Nick Lowery		

1989

OFFENSE		DEFENSE	
WR	Pete Mandley	LE	Neil Smith
LT	John Alt	NT	Bill Maas
LG	Mark Adickes		Dan Saleaumua
C	Mike Webster	RE	Mike Bell
RG	Dave Lutz		Leonard Griffin
RT	Irv Eatman	LOLB	Chris Martin
TE	Jonathan Hayes	LILB	Walker Lee Ashley
WR	Stephone Paige	RILB	Dino Hackett
QB	Steve DeBerg	ROLB	Derrick Thomas
RB	Christian Okoye	LCB	Albert Lewis
RB	Herman Heard	RCB	Kevin Ross
K	Nick Lowery	SS	Kevin Porter
		FS	Deron Cherry
		P	Bryan Barker

1988

OFFENSE		DEFENSE	
WR	Carlos Carson	LE	Leonard Griffin
LT	John Alt		Neil Smith
LG	Rich Baldinger	NT	Bill Maas
C	Tom Baugh	RE	Mike Bell
RG	Mark Adickes	LOLB	Jack Del Rio
RT	Irv Eatman	LILB	Aaron Pearson
TE	Alfredo Roberts	RILB	Dino Hackett
	Jonathan Hayes	ROLB	Tim Cofield
WR	Stephone Paige	LCB	Albert Lewis
QB	Steve DeBerg	RCB	Kevin Ross
RB	Christian Okoye	SS	Lloyd Burruss
RB	Paul Palmer		Kevin Porter
K	Nick Lowery	FS	Deron Cherry
		P	Kelly Goodburn

*1987

OFFENSE		DEFENSE	
WR	Carlos Carson	LE	Art Still
LT	John Alt	NT	Bill Maas
LG	Rich Baldinger	RT	Pete Koch
C	Tom Baugh	RE	Mike Bell
	Rick Donnalley	OLB	Louis Cooper
RG	Mark Adickes		Aaron Pearson
RT	Dave Lutz	ILB	Aaron Pearson
	Irv Eatman	MLB	Dino Hackett
TE	Jonathan Hayes	OLB	Tim Cofield
WR	Stephone Paige		Jack Del Rio
QB	Bill Kenney	LCB	Albert Lewis
RB	Christian Okoye	RCB	Kevin Ross
RB	Herman Heard	SS	Lloyd Burruss
K	Nick Lowery	FS	Deron Cherry
		P	Kelly Goodburn

*Does not include replacement games during NFLPA strike.

1986

OFFENSE	
WR	Carlos Carson Henry Marshall
LT	Irv Eatman
LG	Brad Budde
C	Rick Donnalley
RG	Mark Adickes
RT	Dave Lutz
TE	Walt Arnold
WR	Stephone Paige
QB	Todd Blackledge Bill Kenney
RB	Herman Heard
RB	Mike Pruitt
K	Nick Lowery

DEFENSE	
LE	Art Still
NT	Bill Maas
RE	Pete Koch
LOLB	Louis Cooper
LILB	Dino Hackett
RILB	Scott Radecic
ROLB	Tim Cofield
LCB	Albert Lewis
RCB	Kevin Ross
SS	Lloyd Burruss
FS	Deron Cherry
P	Lewis Colbert

1985

OFFENSE	
WR	Carlos Carson
LT	Matt Herkenhoff
LG	Brad Budde Scott Auer
C	Bob Rush
RG	Bob Olderman
RT	Dave Lutz
TE	Walt Arnold
WR	Henry Marshall Stephone Paige
QB	Bill Kenney Todd Blackledge
RB	Herman Heard
RB	Mike Pruitt Bruce King
K	Nick Lowery

DEFENSE	
LE	Art Still
NT	Bill Maas
RE	Mike Bell
LOLB	Calvin Daniels
LILB	Scott Radecic
RILB	Gary Spani
ROLB	Ken Jolly
LCB	Albert Lewis
RCB	Kevin Ross
SS	Lloyd Burruss
FS	Deron Cherry
P	Jim Arnold

1984

OFFENSE	
WR	Carlos Carson
LT	Matt Herkenhoff
LG	Brad Budde
C	Bob Rush
RG	Tom Condon
RT	Dave Lutz Jim Rourke
TE	Willie Scott
WR	Henry Marshall
QB	Bill Kenney Todd Blackledge
RB	Theotis Brown Herman Heard
RB	Billy Jackson
K	Nick Lowery

DEFENSE	
LE	Art Still
NT	Bill Maas
RE	Mike Bell
LOLB	Ken McAlister
LILB	John Zamberlin Jerry Blanton
RILB	Gary Spani
ROLB	Calvin Daniels
LCB	Albert Lewis
RCB	Kevin Ross
SS	Lloyd Burruss
FS	Deron Cherry
P	Jim Arnold

1983

OFFENSE	
WR	Carlos Carson
LT	Matt Herkenhoff
LG	Brad Budde
C	Bob Rush
RG	Tom Condon Bob Simmons
RT	Dave Lutz
TE	Willie Scott
WR	Anthony Hancock Henry Marshall
QB	Bill Kenney
TE	Ed Beckman
RB	Theotis Brown
RB	Billy Jackson
K	Nick Lowery

DEFENSE	
LE	Art Still
NT	Dino Mangiero
RE	Mike Bell
LOLB	Thomas Howard
LILB	Jerry Blanton
RILB	Gary Spani
ROLB	Calvin Daniels
LCB	Gary Green
RCB	Lucious Smith
SS	Lloyd Burruss
FS	Deron Cherry
P	Jim Arnold

1982*OFFENSE**

WR Henry Marshall
 LT Matt Herkenhoff
 LG Brad Budde
 C Jack Rudnay
 RG Tom Condon
 RT Charlie Getty
 TE Al Dixon
 WR Carlos Carson
 QB Bill Kenney
 RB Joe Delaney
 RB Billy Jackson
 K Nick Lowery

DEFENSE

LE Art Still
 NT Ken Kremer
 RE Mike Bell
 Dave Lindstrom
 LOLB Thomas Howard
 LILB Jerry Blanton
 RILB Gary Spani
 ROLB Charles Jackson
 LCB Gary Green
 RCB Eric Harris
 SS Lloyd Burruss
 FS Gary Barbaro
 P Jeff Gossett

*Season shortened to nine games due to NFLPA strike.

1981**OFFENSE**

WR Henry Marshall
 LT Matt Herkenhoff
 LG Brad Budde
 C Jack Rudnay
 RG Tom Condon
 RT Charlie Getty
 TE Al Dixon
 WR J.T. Smith
 QB Bill Kenney
 RB Joe Delaney
 RB James Hadnot
 K Nick Lowery

DEFENSE

LE Art Still
 NT Don Parrish
 Ken Kremer
 RE Mike Bell
 LOLB Thomas Howard
 LILB Jerry Blanton
 RILB Gary Spani
 ROLB Charles Jackson
 LCB Gary Green
 RCB Eric Harris
 SS Lloyd Burruss
 FS Gary Barbaro
 P Bob Grupp

1980**OFFENSE**

WR Henry Marshall
 LT Matt Herkenhoff
 LG Bob Simmons
 C Jack Rudnay
 RG Tom Condon
 RT Charlie Getty
 Jim Rourke
 TE Mike Williams
 WR J.T. Smith
 QB Steve Fuller
 RB Tony Reed
 James Hadnot
 RB Ted McKnight
 K Nick Lowery

DEFENSE

LE Art Still
 NT Don Parrish
 RE Dave Lindstrom
 LOLB Thomas Howard
 LILB Frank Manumaleuga
 RILB Gary Spani
 ROLB Whitney Paul
 LCB Gary Green
 RCB Eric Harris
 SS Herb Christopher
 FS Gary Barbaro
 P Bob Grupp

1979**OFFENSE**

WR Henry Marshall
 LT Charlie Getty
 LG Bob Simmons
 C Jack Rudnay
 RG Tom Condon
 RT Jim Nicholson
 TE Walter White
 WR J.T. Smith
 QB Steve Fuller
 TE Tony Samuels
 RB Tony Reed
 RB Ted McKnight
 K Jan Stenerud

DEFENSE

LE Art Still
 NT Don Parrish
 RE Sylvester Hicks
 LOLB Whitney Paul
 LILB Frank Manumaleuga
 RILB Gary Spani
 ROLB Thomas Howard
 LCB Gary Green
 RCB Tim Collier
 M.L. Carter
 SS Jerry Reese
 Herb Christopher
 FS Gary Barbaro
 P Bob Grupp

1978

OFFENSE

WR Henry Marshall
 LT Matt Herkenhoff
 LG Bob Simmons
 C Jack Rudnay
 RG Tom Condon
 RT Charlie Getty
 TE Walter White
 QB Mike Livingston
 LHB Tony Reed
 FB Mark Bailey
 Arnold Morgado
 RHB Ted McKnight
 K Jan Stenerud

DEFENSE

LE Art Still
 NT Don Parrish
 RE Sylvester Hicks
 LOLB Whitney Paul
 LILB Dave Rozumek
 RILB Gary Spani
 ROLB Thomas Howard
 LCB Gary Green
 RCB Emmitt Thomas
 Tim Collier
 SS Tim Gray
 FS Gary Barbaro
 P Zenon Andrusyshyn

1977

OFFENSE

WR Henry Marshall
 LT Matt Herkenhoff
 LG Bob Simmons
 C Jack Rudnay
 RG Tom Condon
 RT Jim Nicholson
 TE Walter White
 WR Larry Williams
 Larry Brunson
 QB Mike Livingston
 RB Tony Reed
 Ed Podolak
 RB Mark Bailey
 John Brockington
 K Jan Stenerud

DEFENSE

LE Whitney Paul
 LT Willie Lee
 RT Keith Simons
 RE Wilbur Young
 LLB Billy Andrews
 MLB Willie Lanier
 RLB Jim Lynch
 LCB Gary Green
 RCB Emmitt Thomas
 Tim Collier
 SS Tim Gray
 FS Gary Barbaro
 P Jerrell Wilson

1976

OFFENSE

WR Henry Marshall
 LT Matt Herkenhoff
 LG Charlie Getty
 C Jack Rudnay
 RG Tom Condon
 RT Jim Nicholson
 TE Billy Masters
 WR Larry Brunson
 QB Mike Livingston
 RB Woody Green
 Ed Podolak
 Tommy Reamon
 RB MacArthur Lane
 K Jan Stenerud

DEFENSE

LE Whitney Paul
 LT James Wolf
 RT Keith Simons
 RE Wilbur Young
 LLB Billy Andrews
 MLB Willie Lanier
 RLB Jim Lynch
 LCB Kerry Reardon
 RCB Emmitt Thomas
 LS Tim Gray
 RS Gary Barbaro
 P Jerrell Wilson

1975

OFFENSE

WR Barry Pearson
 LT Charlie Getty
 LG Rocky Rasley
 C Jack Rudnay
 RG Tom Condon
 RT Jim Nicholson
 TE Billy Masters
 WR Larry Brunson
 QB Mike Livingston
 Len Dawson
 RB Woody Green
 RB MacArthur Lane
 Jeff Kinney
 K Jan Stenerud

DEFENSE

LE John Matuszak
 LT Marvin Upshaw
 RT Buck Buchanan
 RE Wilbur Young
 LLB Bill Peterson
 MLB Willie Lanier
 RLB Jim Lynch
 LCB Kerry Reardon
 RCB Emmitt Thomas
 LS - Jim Kearney
 RS Mike Sensibaugh
 P Jerrell Wilson

1974

OFFENSE

WR	Elmo Wright
LT	Charlie Getty
LG	Ed Budde
C	Jack Rudnay
RG	George Daney
RT	Jim Nicholson
TE	Morris Stroud
WR	Otis Taylor
QB	Mike Livingston
	Len Dawson
RB	Ed Podolak
RB	Woody Green
	Wendell Hayes
K	Jan Stenerud

DEFENSE

LE	Marvin Upshaw
LT	Tom Keating
RT	Buck Buchanan
RE	Wilbur Young
LLB	Bobby Bell
MLB	Willie Lanier
RLB	Jim Lynch
LCB	Nate Allen
RCB	Emmitt Thomas
LS	Jim Kearney
RS	Mike Sensibaugh
P	Jerrell Wilson

1973

OFFENSE

WR	Elmo Wright
LT	Jim Tyrer
LG	Ed Budde
C	Jack Rudnay
RG	Mo Moorman
RT	Francis Peay
	Dave Hill
TE	Morris Stroud
WR	Otis Taylor
QB	Mike Livingston
	Len Dawson
RB	Ed Podolak
RB	Wendell Hayes
	Willie Ellison
K	Jan Stenerud

DEFENSE

LE	Marvin Upshaw
LT	Curley Culp
RT	Buck Buchanan
RE	Wilbur Young
LLB	Bobby Bell
MLB	Willie Lanier
RLB	Jim Lynch
LCB	Nate Allen
RCB	Emmitt Thomas
LS	Jim Kearney
RS	Mike Sensibaugh
P	Jerrell Wilson

1972

OFFENSE

WR	Dennis Homan
	Robert West
LT	Jim Tyrer
LG	Ed Budde
C	Jack Rudnay
RG	Mo Moorman
RT	Dave Hill
TE	Morris Stroud
	Willie Frazier
WR	Otis Taylor
QB	Len Dawson
RB	Ed Podolak
RB	Wendell Hayes
K	Jan Stenerud

DEFENSE

LE	Marvin Upshaw
LT	Curley Culp
RT	Buck Buchanan
RE	Wilbur Young
LLB	Bobby Bell
MLB	Willie Lanier
RLB	Jim Lynch
LCB	Jim Marsalis
RCB	Emmitt Thomas
LS	Jim Kearney
RS	Mike Sensibaugh
P	Jerrell Wilson

1971

OFFENSE

WR	Elmo Wright
LT	Jim Tyrer
LG	Ed Budde
C	Jack Rudnay
RG	Mo Moorman
RT	Dave Hill
TE	Morris Stroud
WR	Otis Taylor
QB	Len Dawson
RB	Ed Podolak
RB	Wendell Hayes
K	Jan Stenerud

DEFENSE

LE	Marvin Upshaw
LT	Curley Culp
RT	Buck Buchanan
RE	Aaron Brown
LLB	Bobby Bell
MLB	Willie Lanier
RLB	Jim Lynch
LCB	Jim Marsalis
RCB	Emmitt Thomas
LS	Jim Kearney
RS	Johnny Robinson
P	Jerrell Wilson

1970

OFFENSE

WR	Frank Pitts
LT	Jim Tyrer
LG	Ed Budde
C	Jack Rudnay E.J. Holub
RG	Mo Moorman
RT	Dave Hill
TE	Fred Arbanas Morris Stroud
WR	Otis Taylor
QB	Len Dawson
RB	Mike Garrett Ed Podolak
RB	Wendell Hayes
K	Jan Stenerud

DEFENSE

LE	Jerry Mays
LT	Curley Culp
RT	Buck Buchanan
RE	Aaron Brown
LLB	Bobby Bell
MLB	Willie Lanier
RLB	Jim Lynch
LCB	Jim Marsalis
RCB	Emmitt Thomas
LS	Jim Kearney
RS	Johnny Robinson
P	Jerrell Wilson

1969

OFFENSE

WR	Frank Pitts
LT	Jim Tyrer
LG	Ed Budde
C	E.J. Holub
RG	Mo Moorman
RT	Dave Hill
TE	Fred Arbanas
WR	Gloster Richardson Otis Taylor
QB	Len Dawson Mike Livingston
RB	Mike Garrett
RB	Robert Holmes
K	Jan Stenerud

DEFENSE

LE	Jerry Mays
LT	Curley Culp
RT	Buck Buchanan
RE	Aaron Brown
LLB	Bobby Bell
MLB	Willie Lanier
RLB	Jim Lynch
LCB	Jim Marsalis
RCB	Emmitt Thomas
LS	Jim Kearney
RS	Johnny Robinson
P	Jerrell Wilson

1968

OFFENSE

WR	Frank Pitts
LT	Jim Tyrer
LG	Ed Budde
C	E.J. Holub
RG	Mo Moorman
RT	Dave Hill
TE	Fred Arbanas
WR	Gloster Richardson Otis Taylor
QB	Len Dawson
RB	Mike Garrett
RB	Robert Holmes
K	Jan Stenerud

DEFENSE

LE	Jerry Mays
LT	Ed Lothamer
RT	Buck Buchanan
RE	Aaron Brown
LLB	Bobby Bell
MLB	Willie Lanier
RLB	Jim Lynch
LCB	Emmitt Thomas
RCB	Willie Mitchell
LS	Jim Kearney
RS	Johnny Robinson
P	Jerrell Wilson

1967

OFFENSE

WR	Chris Burford
LT	Jim Tyrer
LG	Ed Budde
C	Jon Gilliam
RG	Curt Merz
RT	Dave Hill
TE	Fred Arbanas
WR	Gloster Richardson Otis Taylor
QB	Len Dawson
RB	Mike Garrett
RB	Curtis McClinton
K	Jan Stenerud

DEFENSE

LE	Jerry Mays
LT	Andy Rice Ed Lothamer
RT	Buck Buchanan
RE	Chuck Hurston
LLB	Bobby Bell
MLB	Sherrill Headrick
RLB	E.J. Holub
LCB	Emmitt Thomas
RCB	Willie Mitchell
LS	Bobby Hunt
RS	Johnny Robinson
P	Jerrell Wilson Wayne Walker

1966

OFFENSE

WR	Chris Burford
LT	Jim Tyrer
LG	Ed Budde
C	Jon Gilliam Wayne Frazier
RG	Curt Merz
RT	Dave Hill
TE	Fred Arbanas
WR	Otis Taylor
QB	Len Dawson
RB	Mike Garrett
RB	Curtis McClinton
K	Mike Mercer Tommy Brooker

DEFENSE

LE	Jerry Mays
LT	Andy Rice Ed Lothamer
RT	Buck Buchanan
RE	Chuck Hurston
LLB	Bobby Bell
MLB	Sherrill Headrick
RLB	E.J. Holub
LCB	Fred Williamson
RCB	Willie Mitchell
SS	Bobby Hunt
FS	Johnny Robinson
P	Jerrell Wilson

1965

OFFENSE

WR	Chris Burford
LT	Jim Tyrer
LG	Ed Budde
C	Jon Gilliam
RG	Curt Merz
RT	Dave Hill
TE	Fred Arbanas
WR	Frank Jackson
QB	Len Dawson
RB	Mack Lee Hill
RB	Curtis McClinton
K	Tommy Brooker

DEFENSE

LE	Jerry Mays
LT	Ed Lothamer
RT	Buck Buchanan
RE	Mel Branch
LLB	Bobby Bell
MLB	Sherrill Headrick
RLB	E.J. Holub
LCB	Fred Williamson
RCB	Willie Mitchell
LS	Bobby Hunt
RS	Johnny Robinson
P	Jerrell Wilson

1964

OFFENSE

WR	Chris Burford
LT	Jim Tyrer
LG	Ed Budde
C	Jon Gilliam
RG	Al Reynolds Curt Merz
RT	Dave Hill
TE	Fred Arbanas
WR	Frank Jackson
QB	Len Dawson
RB	Mack Lee Hill Jack Spikes
RB	Curtis McClinton
K	Tommy Brooker

DEFENSE

LE	Bobby Bell
LT	Jerry Mays
RT	Buck Buchanan
RE	Mel Branch
LLB	E.J. Holub
MLB	Sherrill Headrick
RLB	Walt Corey
LCB	Duane Wood
RCB	Dave Grayson
SS	Bobby Hunt
FS	Johnny Robinson
P	Jerrell Wilson

1963

OFFENSE

WR	Chris Burford
LT	Jim Tyrer
LG	Marvin Terrell
C	Jon Gilliam
RG	Al Reynolds Curt Merz
RT	Dave Hill Charlie Diamond
TE	Fred Arbanas
WR	Frank Jackson
QB	Len Dawson
RB	Abner Haynes
RB	Curtis McClinton
K	Tommy Brooker

DEFENSE

LE	Bobby Bell
LT	Buck Buchanan Paul Rochester
RT	Jerry Mays
RE	Mel Branch
LLB	E.J. Holub
MLB	Sherrill Headrick
RLB	Walt Corey
LCB	Duane Wood
RCB	Dave Grayson
LS	Bobby Hunt
RS	Johnny Robinson
P	Jerrell Wilson

1962

OFFENSE

WR	Chris Burford
LT	Jim Tyrer
LG	Marvin Terrell
C	Jon Gilliam
RG	Al Reynolds
RT	Charlie Diamond
TE	Fred Arbanas
WR	Frank Jackson
QB	Len Dawson
RB	Abner Haynes
RB	Curtis McClinton
K	Tommy Brooker

DEFENSE

LE	Curt Merz
LT	Paul Rochester
RT	Jerry Mays
RE	Mel Branch
LLB	E.J. Holub
MLB	Sherrill Headrick
RLB	Walt Corey
LCB	Duane Wood
RCB	Dave Grayson
LS	Bobby Hunt
RS	Johnny Robinson
P	Eddie Wilson

1961

OFFENSE

WR	Chris Burford
LT	Charlie Diamond
LG	Sid Fournet
C	Jim Barton
RG	Bill Krisher
RT	Jerry Cornelison
TE	Max Boydstrum
QB	Cotton Davidson
LHB	Abner Haynes
FB	Jack Spikes
RHB	Johnny Robinson
K	Jack Spikes

DEFENSE

LE	Paul Miller
LT	Paul Rochester
RT	Ray Collins
RE	Mel Branch
LLB	E.J. Holub
MLB	Sherrill Headrick
RLB	Smokey Stover
RLB	Walt Corey
LCB	Duane Wood
RCB	David Webster
LS	Don Flynn
RS	Jimmy Harris
P	Cotton Davidson

1960

OFFENSE

WR	Chris Burford
LT	Charlie Diamond
LG	Sid Fournet
C	Jim Barton
RG	Bill Krisher
RT	Jerry Cornelison
TE	Bob Bryant
	Max Boydstrum
QB	Cotton Davidson
LHB	Abner Haynes
FB	Jack Spikes
RHB	Johnny Robinson
K	Jack Spikes

DEFENSE

LE	Paul Miller
LT	Walter (Buffalo) Napier
RT	Ray Collins
RE	Mel Branch
LLB	E.J. Holub
MLB	Sherrill Headrick
RLB	Smokey Stover
	Walt Corey
LCB	Duane Wood
RCB	David Webster
LS	Don Flynn
RS	Jimmy Harris
P	Cotton Davidson

CHIEFS MOST VALUABLE PLAYERS

(voted on by Chiefs players)

1979—Gary Barbaro, S	1987—Carlos Carson, WR
1980—Art Still, DE	1988—Deron Cherry, S
1981—Joe Delaney, RB	1989—Christian Okoye, RB
1982—Gary Green, CB	1990—Steve DeBerg, QB
1983—Bill Kenney, QB	1991—Derrick Thomas, LB
1984—Art Still, DE	1992—Neil Smith, DE
1985—Lloyd Burruss, S	1993—Marcus Allen, RB
1986—Albert Lewis, CB	1994—Derrick Thomas, LB

ALL-TIME DRAFTS

Boldface Indicates an Eventual Regular Starter

1995

- 1 Trezelle Jenkins, OT, Michigan
- 2 Traded to Philadelphia along with a 6th-round pick in '96 in exchange for Victor Bailey and a 4th-round pick in '95.
- 3a Tamarick Vanover, WR, Florida State
- 3b Troy Dumas, LB, Nebraska
- 4 Choice to San Francisco in '93 Steve Bono trade.
- 4 Steve Stenstrom, QB, Stanford
- 5a Mike Pelton, DT, Auburn
- 5b Jerrott Willard, LB, California
- 6a Bryan Proby, DT, Arizona State
- 6b Tom Barndt, C, Pittsburgh
- 7 Choice to Tampa Bay in '93 Darren Anderson trade.
—Obtained 3b, a 4th-round pick (used on Stenstrom) and a 4th-round pick in '96 from Jacksonville in exchange for trading 1st-round draft position in '95. The 4th-round pick obtained from Philadelphia in 2nd-round Victor Bailey trade was subsequently traded to New England for their highest 3rd-round selection in '96. The 6th-round pick obtained from Jacksonville in 1st-round trade was subsequently traded to Carolina for their highest 6th-round pick in '96.

1994

- 1 Greg Hill, RB, Texas A&M
- 2 Donnell Bennett, RB, Miami (Fla.)
- 3a Lake Dawson, WR, Notre Dame
- 3b Chris Penn, WR, Tulsa
- 4 Bracey Walker, S, North Carolina
- 5a James Burton, CB, Fresno State
- 5b Rob Waldrop, DT, Arizona
- 6 Anthony Daigle, RB, Fresno State
- 7a Steve Matthews, QB, Memphis State
- 7b Tracy Greene, TE, Grambling
—Obtained 3a from San Francisco with Joe Montana and David Whitmore for Chiefs 1st-round pick in '93. Obtained 5a from Minnesota for Barry Word in '93. Obtained 7a from L.A. Rams for Chris Martin in '93.

1993

- 1 Traded to San Francisco for Joe Montana, David Whitmore and 49ers 3rd-round pick in '94
- 2 Used in '92 supplemental draft to select Darren Mickell
- 3 **Will Shields, G, Nebraska**
- 4 Jaime Fields, LB, Washington
- 5 Lindsay Knapp, G/T, Notre Dame
- 6 Darius Turner, RB, Washington
- 7 Danan Hughes, WR, Iowa
- 8 Traded to Phoenix for Jay Taylor

1992

- 1 **Dale Carter, DB/KR, Tennessee**
- 2 Matt Blundin, QB, Virginia
- 3 Choice to Dallas in 2nd-round trade
- 4 Mike Evans, DT, Michigan
- 5 Traded to Tampa Bay for Ervin Randle in '91
- 6 Tony Smith, WR, Notre Dame
- 7 Erick Anderson, LB, Michigan
- 8 Jim Jennings, G/C, San Diego State

- 9 Jay Leeuwenburg, C, Colorado
- 10 Jerry Ostroski, G, Tulsa
- 11 Doug Rigby, DE, Wyoming
- 12 Corey Williams, DB, Oklahoma State

1991

- 1 Harvey Williams, RB, Louisiana State
- 2 Joe Valerio, T, Pennsylvania
- 3 **Tim Barnett, WR, Jackson State**
- 4 Choice to Dallas in '89 Steve Pelluer trade
- 5 **Charles Mincy, DB, Washington**
- 6 Darrell Malone, DB, Jacksonville State
- 7 Bernard Ellison, CB, Nevada
- 8 Tom Dohring, T, Michigan
- 9 Robbie Keen, P/K, California
- 10 Eric Ramsey, DB, Auburn
- 11 Bobby Olive, WR, Ohio State
- 12 Ron Shipley, G/T, New Mexico

1990

- 1 **Percy Snow, LB, Michigan State**
- 2 **Tim Grunhard, C/G, Notre Dame**
- 3 Choice to Dallas in '89 Steve Pelluer trade
- 4 Fred Jones, WR, Grambling
- 5a **Derrick Graham, T, Appalachian State**
- 5b Ken Hackeman, DT, Texas
- 6 Tom Sims, DT, Pittsburgh
- 7 **David Szott, G, Penn State**
- 8 Choice to Buffalo in '88 Art Still trade.
- 9 Michael Owens, RB, Syracuse
- 10 Craig Hudson, LB, Wisconsin
- 11 Ernest Thompson, RB, Georgia Southern
- 12 Tony Jeffery, WR, San Jose State
—Obtained 5b from Buffalo in '88 Art Still trade.

1989

- 1 **Derrick Thomas, LB, Alabama**
- 2 Mike Elkins, QB, Wake Forest
- 3 Naz Worthen, WR, North Carolina State
- 4 Stan Patry, CB, TCU
- 5 Traded to Cleveland for Mike Junkin
- 6 **Robb Thomas, WR, Oregon State**
- 7 Ron Sancho, LB, Louisiana State
- 8a Bryan Tobey, RB, Grambling
- 8b Todd McNair, RB, Temple
- 9 Jack Phillips, S, Alcorn State
- 10 Rob McGovern, LB, Holy Cross
- 11 Marcus Turner, CB, UCLA
- 12 **Bill Jones, RB, Southwest Texas State**
—Obtained 8b from Buffalo in '88 Art Still trade.

1988

- 1 **Neil Smith, DE, Nebraska**
- 2 Choice to Detroit in 1st-round trade
- 3 **Kevin Porter, DB, Auburn**
- 4 J.R. Ambrose, WR, Mississippi
- 5 Traded to New Orleans for Jack Del Rio in '87
- 6 James Saxon, RB, San Jose State
- 7 Troy Stedman, LB, Washburn
- 8 **Alfredo Roberts, TE, Miami (Fla.)**
- 9 Azizuddin Abdur-Ra'oof, WR, Maryland

- 10 Kenny Gamble, RB, Colgate
- 11 Danny McManus, QB, Florida State
- 12 Traded to Buffalo for Charles Romes in '87

1987

- 1 Paul Palmer, RB, Temple
- 2 Christian Okoye, RB, Azusa Pacific
- 3 Todd Howard, LB, Texas A&M
- 4 Choice to Houston in 2nd-round trade
- 5 Kitrick Taylor, WR/KR, Washington State
- 6 Choice to Houston in '86 Larry Morianity trade
- 7 Doug Hudson, QB, Nicholls State
- 8 Michael Clemons, RB/KR, William & Mary
- 9 Randy Watts, DE, Catawba
- 10 James Evans, RB, Southern Univ.
- 11 Craig Richardson, WR/KR, Eastern Washington
- 12 Bruce Holmes, LB, Minnesota

1986

- 1 Brian Jozwiak, T, West Virginia
- 2 Dino Hackett, LB, Appalachian State
- 3 Leonard Griffin, DE, Grambling
- 4a Tom Baugh, C, Southern Illinois
- 4b Chas Fox, WR, Furman
- 5 Traded to San Diego in 1983 Bob Rush trade
- 6a Kent Hagood, RB, South Carolina
- 6b Traded to Washington for Rick Donnalley
- 7 Traded to Cleveland for Boyce Green
- 8 Lewis Colbert, P, Auburn
- 9 Gary Baldinger, NT/DE, Wake Forest
- 10 Isaac Readon, NT, Hampton Institute
- 11 Aaron Pearson, LB, Mississippi State
- 12 Traded to Buffalo in 8th-round transaction

1985

- 1 Ethan Horton, RB, North Carolina
- 2 Jonathon Hayes, TE, Iowa
- 4 Bob Olderman, G, Virginia
- 5 Bruce King, RB, Purdue
- 6 John Bostic, CB, Bethune-Cookman
- 7a Vincent Thomson, DE, Missouri Western
- 7c Choice to Washington for undisclosed '86 choice
- 8 Ira Hillary, WR, Southern California
- 9 Mike Armentrout, S, Southwest Missouri
- 10 Jeff Smith, RB, Nebraska
- 11 Chris Jackson, C, Southern Methodist
- 12 Harper LeBel, C, Colorado State - 5b and 6b choices to Houston for Bob Hamm.

1984

- 1a Bill Maas, NT, Pittsburgh
- 1b John Alt, T, Iowa
- 2 Scott Radeclik, LB, Penn State
- 3 Herman Heard, RB, Southern California
- 4 Mark Robinson, S, Penn State
- 5a Eric Holle, DE, Texas
- 5b Jeff Paine, LB, Texas A&M
- 6 Rufus Stevens, WR, Grambling

- 7 Kevin Ross, CB, Temple
- 8 Randy Clark, S, Florida
- 9a Scott Auer, G/T, Michigan State
- 9b Dave Hestera, TE, Colorado
- 10 Al Wenglikowski, LB, Pittsburgh
- 11 Bobby Johnson, RB, San Jose State
- 12 Mark Lang, LB, Texas

1983

- 1 Todd Blackledge, QB, Penn State
- 2 David Lutz, T, Georgia Tech
- 3 Albert Lewis, CB, Grambling
- 4 Ron Wetzel, TE, Arizona State
- 5 Jim Arnold, P, Vanderbilt
- 6 Ellis Gardner, T, Georgia Tech
- 7a Ken Thomas, RB, San Jose State
- 7b Daryl Posey, RB, Mississippi College
- 8: Irv Eatman, T, UCLA
- 9 Adam Lingner, C, Illinois
- 10 Mark Shumate, NT, Wisconsin
- 11 Dwayne Jackson, DE, S.C. State College
- 12 Kenny Jones, T, Tennessee

1982

- 1 Anthony Hancock, WR, Tennessee
- 2 Calvin Daniels, LB, North Carolina
- 3 Choice to St. Louis for exchange of first round positions
- 4a Louis Haynes, LB, North Texas State
- 4b Stuart Sheridan, LB, Virginia
- 5 Del Thompson, RB, Texas-El Paso
- 6 Durwood Roquemore, S, Texas A&I
- 7 Greg Smith, NT, Kansas
- 8 Case deBruijn, WR, Miami (Fla.)
- 9 Lyndie Byford, T, Oklahoma
- 10 Larry Brodsky, WR, Miami (Fla.)
- 11 Bob Carter, CB, Arizona
- 12 Mike Miller, S, SW Texas State

1981

- 1 Willie Scott, TE, South Carolina
- 2 Joe Delaney, RB, NW Louisiana
- 3a Marvin Harvey, TE, Southern Mississippi
- 3b Roger Taylor, T, Oklahoma State
- 3c Lloyd Burruss, DB, Maryland
- 4 Ron Washington, WR, Arizona State
- 5 Todd Thomas, T/C, North Dakota
- 6 Dock Luckie, NT, Florida
- 7 Billy Jackson, RB, Alabama
- 8 David Dorn, WR, Rutgers
- 9 Tony Vereen, DB, SE Louisiana
- 10 Les Studdard, G, Texas
- 11 Frank Case, DE, Penn State
- 12 Bob Gagliano, QB, Utah State

1980

- 1 Brad Budde, G, USC
- 2 Choice to Houston for Steve Fuller
- 3 James Hadnot, RB, Texas Tech
- 4 Dave Klug, LB, Concordia
- 5a Carlos Carson, WR, Louisiana State
- 5b Dan Pensick, DE, Nebraska
- 5c Choice to Detroit for Larry Tearry
- 6a Bubba Garcia, WR, Texas-El Paso
- 6b Larry Heater, RB, Arizona
- 7 Choice to Rams with Walter White for 1980 6b choice and 1981 3rd-round choice
- 8 Sam Stephney, LB, Boston University
- 9 Tom Donovan, WR, Penn State
- 10 Rob Martinovich, T, Notre Dame

- 11 Dale Markham, NT, North Dakota
- 12 Mike Brewington, LB, East Carolina

1979

- 1a **Mike Bell, DE, Colorado State**
- 1b **Steve Fuller, QB, Clemson**
- 2 Choice to Houston for Steve Fuller
- 3 Choice to L.A. Rams for Stan Johnson
- 4 Frank Manumaleuga, LB, San Jose State
- 5 Earl Grant, RB, Missouri
- 6 Robert Gaines, WR, Washington
- 7 **Ken Kremer, DE, Ball State**
- 8a **Mike Williams, RB, New Mexico**
- 8b Robert Brewer, G, Temple
- 9a James Folston, TE, Clemson
- 9b Joe Robinson, T, Ohio State
- 10a Michael DuPree, LB, Florida
- 10b Gerald Jackson, S, Mississippi State
- 10c Larry Willis, WR, Alcorn State
- 11 Stan Rome, WR, Clemson
- 12 Michael Forrest, RB, Arkansas

1978

- 1 **Art Still, DE, Kentucky**
- 2 **Sylvester Hicks, DT/DE, Tennessee**
- 3 **Gary Spani, LB, Kansas State**
- 4a Danny Johnson, LB, Tennessee State
- 4b Pete Woods, QB, Missouri
- 5a Jerrold McRae, WR, Tennessee State
- 5b Dwight Carey, DT, Texas-Arlington
- 5c Robert Woods, WR/KR, Grambling
- 6 Choice to Chicago with 5d choice for 4b choice
- 7a Ricky Odom, DB, Southern California
- 7b Bill Kellar, WR, Stanford
- 8 John Henry White, RB, Louisiana Tech
- 9 Larry Brown, T, Miami (Fla.)
- 10 Earl Bryant, DE/DT, Jackson State
- 11 Ray Milo, S, New Mexico State
- 12 Willie Brock, C, Colorado

1977

- 1 **Gary Green, CB, Baylor**
- 2 **Tony Reed, RB, Colorado**
- 3 **Thomas Howard, LB, Texas Tech**
- 4a **Mark Bailey, RB, Cal State Long Beach**
- 4b **Tony Samuels, TE, Bethune-Cookman**
- 4c Darlus Helton, G, North Carolina Central
- 4d **Eric Harris, DB, Memphis State**
- 5 Choice to Pittsburgh for Tommy Reamon
- 6a Rick Bureson, DE, Texas
- 6b Andre Herrera, RB, Southern Illinois
- 7 Chris Golub, S, Kansas
- 8a Ron Olssonoski, LB, College of St. Thomas
- 8b Waddell Smith, WR, Kansas
- 9a Derrick Glanton, DE, Bishop
- 9b Dave Green, T, New Mexico
- 10 Mark Vitali, QB, Purdue
- 11 Maurice Mitchell, WR, Northern Michigan
- 12 Raymond Burks, LB, UCLA

1976

- 1 Rod Walters, G, Iowa
- 2 Cliff Frazier, DT, UCLA
- 3a **Keith Simons, DT, Minnesota**

- 3b Choice to Green Bay for MacArthur Lane
- 3c **Gary Barbaro, S, Nicholls State**
- 3d **Henry Marshall, WR, Missouri**
- 4 Choice to Cincinnati for Ken Avery
- 5a **Willie Lee, DT, Bethune-Cookman**
- 5b Jimbo Elrod, LB, Oklahoma
- 6a Steve Taylor, CB, Kansas
- 6b Bob Gregolunas, LB, Northern Illinois
- 6c Calvin Harper, T, Illinois State
- 7 Rod Wellington, RB, Iowa
- 8 Orrin Olsen, C, Brigham Young
- 9 **Tim Collier, CB, East Texas State**
- 10 **Whitney Paul, DE, Colorado**
- 11 Bob Squires, TE, Hastings
- 12 Harold Porter, WR, SW Louisiana
- 13 Joe Bruner, QB, NE Louisiana
- 14 Rick Thurman, T, Texas
- 15 **Dave Rozumek, LB, New Hampshire**
- 16 Dennis Anderson, DB/P, Arizona
- 17 Pat McNeil, RB, Baylor

1975

- 1 Choice to Houston for John Matuszak
- 2 Elmore Stephens, TE, Kentucky
- 3 Cornelius Walker, DT, Rice
- 4 Choice to Denver for Tom Graham
- 5 Choice to Los Angeles for Jim Nicholson
- 6a Morris LaGrand, RB, Tampa
- 6b Dave Wasick, DE, San Jose State
- 7 Choice to Houston for Bill Thomas
- 8a Choice to Pittsburgh for Barry Pearson
- 8b Wayne Hoffman, T, Oklahoma
- 9 Choice to Cleveland for Bob Briggs
- 10 Choice to Denver for Tom Drougas
- 11 Dale Hegland, G, Minnesota
- 12 James Rackley, RB, Florida A&M
- 13 John Snider, LB, Stanford
- 14 Gene Moshler, G, Vanderbilt
- 15 Choice to Pittsburgh for Tom Keating
- 16 Mark Petersen, DE, Illinois
- 17 Mike Bulino, S, Pittsburgh

1974

- 1 **Woody Green, RB, Arizona State**
- 2 **Charlie Getty, T, Penn State**
- 3 Dave Jaynes, QB, Kansas
- 4 **Matt Herkenhoff, T, Minnesota**
- 5 Choice to N.Y. Giants for Wayne Walton
- 6 Jay Washington, RB, Clemson
- 7 LeRoy Hegge, DE, South Dakota (Springfield)
- 8 Choice to N.Y. Jets for Gerry Philbin
- 9 J.J. Jennings, RB, Rutgers
- 10 **Tom Condon, G, Boston College**
- 11 Bob Thornbladh, RB, Michigan
- 12 Carl Brown, WR, West Texas State
- 13 Norm Romagnoli, LB, Kentucky State
- 14 Frank Pomarico, G, Notre Dame
- 15 Lem Burnham, LB, U.S. International
- 16 Barry Beers, G, William & Mary
- 17 Dave Langner, KR, Auburn

1973

- 1 Choice to Chicago for George Seals
- 2a Gary Buffer, TE, Rice
- 2b Choice to Los Angeles for Willie Ellison
- 3 Paul Krause, T/G, Central Michigan
- 4a John Lohmeyer, DE, Emporia State
- 4b Choice to Los Angeles for Pete Beathard
- 5 Fred Grambau, DE, Michigan

- 6 Doug Jones, DB, San Fernando Valley State
- 7 Donn Smith, C, Purdue
- 8 Al Palewicz, LB, Miami (Fla.)
- 9 Bill Story, G, So. Illinois
- 10 Willie Osley, CB, Illinois
- 11 Choice nullified
- 12 Tom Ramsey, DT, Northern Arizona
- 13 Paul Mettallo, CB, Massachusetts
- 14 Albert White, WR, Fort Valley State
- 15 Choice to Buffalo for previous considerations
- 16 Wilbur Grooms, LB, Tampa
- 17 Clayton Korver, DE/TE, Southern Methodist

1972

- 1 **Jeff Kinney, RB, Nebraska**
- 2 Choice to New England for previous considerations
- 3 Choice to Houston for Willie Frazier
- 4a Andy Hamilton, WR, Louisiana State
- 4b Choice to New Orleans for Charles Williams
- 5 Milton Davis, DE/LB, Texas-Arlington
- 6 John Kahler, DT, Long Beach State
- 7 Dean Carlson, QB, Iowa State
- 8 Scott Mahoney, G, Colorado
- 9 Dave Taylor, T, Weber State
- 10 Richard Ruppert, T, Hawaii
- 11 Elbert Walker, T, Wisconsin
- 12 Mike Williams, DT, Oregon
- 13 Tyler Hellams, DB, South Carolina
- 14 Dave Chaney, LB, San Jose State
- 15 Larry Marshall, DB, Maryland
- 16 Bob Johnson, DE, Hanover
- 17 Ted Washington, LB, Mississippi Valley

1971

- 1 **Elmo Wright, WR, Houston**
- 2a **Wilbur Young, DT, William Penn**
- 2b Scott Lewis, DE, Grambling
- 3 Choice to Cleveland for Marvin Upshaw
- 4 David Robinson, TE, Jacksonville State
- 5 Mike Adamle, RB, Northwestern
- 6 **Kerry Reardon, CB, Iowa**
- 7 Choice to New Orleans for Jim Otis
- 8a **Mike Sensibaugh, S, Ohio State**
- 8b Rick Telander, S, Northwestern
- 9 Alvin Hawes, T, Minnesota
- 10 Bruce Jankowski, WR, Ohio State
- 11 Nate Allen, CB, Texas Southern
- 12 Tony Esposito, RB, Pittsburgh
- 13 Chuck Hixson, QB, Southern Methodist
- 14 Bruce Bergery, TE, UCLA
- 15 Mike Montgomery, CB/S, SW Texas State
- 16 Darrell Jansonius, G, Iowa State

1970

- 1 Sid Smith, T, Southern California
- 2 Clyde Werner, LB, Washington
- 3a Billy Bob Barnett, DE, Texas A&M
- 3b David Hadley, CB, Alcorn A&M
- 4 Choice to Cincinnati for Warren McVea
- 5 Mike Oriard, C, Notre Dame
- 6 Robert Hews, DT/DE, Princeton
- 7 Clyde Glosson, WR, Texas-El Paso
- 8 Fred Barry, CB, Boston University

- 9 Charley Evans, TE, Texas Tech
- 10 Bob Stankovich, G, Arkansas
- 11 Bill O'Neal, RB, Grambling
- 12 Rodney Fedorchak, G, Pittsburgh
- 13 Troy Patridge, DE, Texas-Arlington
- 14 Glenn Dumoni, RB, American International
- 15 Bob Liggett, DT, Nebraska
- 16 Randy Ross, LB, Kansas State
- 17 Rayford Jenkins, S, Alcorn A&M

1969

- 1 **James Marsalis, CB, Tennessee State**
- 2 **Ed Podolak, RB, Iowa**
- 3 **Morris Stroud, TE, Clark (Ga.)**
- 4 **Jack Rudnay, C, Northwestern**
- 5 Bob Stein, LB, Minnesota
- 6 John Pleasant, RB, Alabama State
- 7 Tom Nettles, WR, San Diego State
- 8a Clanton King, T, Purdue
- 8b Maurice LeBlanc, RB, Louisiana State
- 9 Dan Klepper, G, Nebraska-Omaha
- 10 John Sponheimer, DE, Cornell
- 11 Skip Wupper, TE, C.W. Post
- 12 John Lavin, LB, Notre Dame
- 13 Rick Piland, G, Virginia Tech
- 14 Al Bream, CB, Iowa
- 15 Leland Wilson, T, Rice
- 16 Uriel Johnson, CB, Prairie View
- 17 Ralph Jenkins, CB, Tuskegee

1968

- 1a **Maurice (Mo) Moorman, G, Texas A&M**
- 1b **George Daney, G, Texas-El Paso**
- 2 **Mike Livingston, QB, Southern Methodist**
- 3 Choice to Denver for Curley Culp
- 4 Mickey McCarty, TE, Texas Christian
- 5 Choice to Buffalo for Remi Prudhomme
- 6 Choice to Cincinnati in expansion draft
- 7 Sam Grezaffi, DB, Louisiana State
- 8 Lindon Endsley, DE, North Texas State
- 9 Mac McClure, LB, Mississippi
- 10 Jack Gehrke, QB, Utah
- 11 Tom Nosewicz, DE, Tulane
- 12 Bobby Johns, DB, Alabama
- 13 Jim Kavanagh, WR, Boston College
- 14 **Robert Holmes, RB, Southern**
- 15 Bill Chambless, C, Miami (Fla.)
- 16 Pat Talburt, T, SW Missouri State
- 17 Wesley Williams, RB, Texas Southern

1967

- 1 Gene Trosch, DT, Miami
- 2a **Jim Lynch, LB, Notre Dame**
- 2b **Willie Lanier, LB, Morgan State**
- 3 **Billy Masters, TE, Louisiana State**
- 4 Ron Zwernemann, G, East Texas State
- 5 Choice to Buffalo for previous considerations
- 6 Noland Smith, KR/WR, Tennessee State
- 7 Richard Erickson, G, Stout State
- 8 Thomas Altmeier, T, Luther
- 9 Ed Pope, DT, Jackson State
- 10 Choice to Houston for Wayne Frazier
- 11 William Braswell, G, Auburn
- 12a Richard Kolowski, G, Wake Forest
- 12b Kent Lashley, WR, Oklahoma State

- 13 Lenwood Simmons, RB, Edward Waters
- 14 John Bishop, G, Delta State
- 15 Denny Caponi, HB, Xavier
- 16 Charlie Noggle, QB, North Carolina State
- 17 David Lattin, TE, Texas Western

1966

(Italics Indicates Chiefs Signee)

- 1 **Aaron Brown, DE, Minnesota**
- 2 **Francis Peay, T, Missouri**
- 3 Walt Barnes, T, Nebraska
- 4 *Elijah Gipson, HB, Bethune-Cookman*
- 5 Doug Van Horn, G, Ohio State
- 6 John Osmond, C, Tulsa
- 7 Charles Gogolak, K, Princeton
- 8 *Fletcher Smith, DB, South Carolina State*
- 9 Dick Smith, DB, Northwestern
- 10 *Fred Dawson, DB, South Carolina State*
- 11 *Willie Ray Smith, WR, Kansas*
- 12 Bill Bonds, DB, McMurry
- 13 *Wayne Walker, K, NW Louisiana*
- 14 Charles Harraway, RB, San Jose State
- 15 Bruce Van Dyke, G, Missouri
- 16 Tom Barrington, RB, Ohio State
- 17 Walt Garrison, RB, Oklahoma State
- 18 Hal Seymour, DB, Florida
- 19 Bob Dunlevy, E, West Virginia
- 20 **Mike Garrett, RB, Southern California**

1966 FUTURES

- 1 George Youngblood, DB, Cal State Los Angeles
- 2 Robert Pickens, T, Nebraska
- 3 **Jan Stenerud, K, Montana State**
- 4 Dan Berry, HB, California
- 5 Lynn Senkbell, LB, Nebraska
- 6 Dick Reding, DB, NW Louisiana
- 7 Bill Ogle, T, Stanford
- 8 *Mel Myricks, DB, Washburn*

1965

- 1 Gale Sayers, RB, Kansas
- 2a (from Buffalo) Jack Chapple, G, Stanford
- 2b *Ron Caveness, LB, Arkansas*
- 3 Mike Curtis, LB, Duke
- 4a (from Buffalo) **Otis Taylor, WR, Prairie View**
- 4b **Frank Pitts, WR, Southern**
- 5 Smith Reed, HB, Alcorn A&M
- 6 *Mickey Sutton, DB, Auburn*
- 7 **Gloster Richardson, WR, Jackson State**
- 8 *Danny Thomas, QB/K, Southern Methodist*
- 9 Joe Ceme, C, Northwestern
- 10 *Bob Howard, DB, Stanford*
- 11 *Al Piriano, T, Wisconsin*
- 12 *Mike Cox, LB, Iowa State*
- 13 *Robert Bonds, DB, San Jose State*
- 14 *Fred Dotson, DB, Wiley*
- 15 Dave Powless, G, Illinois
- 16 Stan Irvine, T, Colorado
- 17 Don Croftcheck, LB, Indiana
- 18 Jerry Smith, TE, Arizona State
- 19 Mike Alford, C, Auburn
- 20 Bill Symons, HB, Colorado

1965 FUTURES

- 1 *Alphonse Dotson, DT, Grambling*
- 2 Frank Cornish, DT, Grambling
- 3 Henry Carr, WR, Arizona State
- 4 Steve Cox, T, South Carolina
- 5 John Thomas, E, Southern California
- 6 John Wilbur, G, Stanford
- 7 Bill Moore, HB, Mississippi State
- 8 Roosevelt Ellerbe, DB, Iowa State

1964

- 1 *Pete Beathard, QB, Southern California*
- 2 Billy Martin, E, Georgia Tech
- 3 Ken Kortas, T, Louisville
- 4 **Ed Lothamer, T, Michigan State**
- 5 Choice to Buffalo
- 6a (from Buffalo) Duke Carlisle, DB, Texas
- 6b Joe Don Looney, RB, Oklahoma
- 7 John Simon, E, Notre Dame
- 8 Hal Bedsole, WR, Southern California
- 9 Tony DiMidio, T, West Chester State
- 10 Clay Stephens, E, Notre Dame
- 11 Tommy Crutcher, LB, Texas Christian
- 12 Jake Adams, E, Virginia Tech
- 13a (from Houston) Orville Hudson, C, East Texas State
- 13b Jay Wilkinson, HB, Duke

1964 FUTURES

- 1 Paul Costa, HB, Notre Dame
- 2 Jim Snowden, HB, Notre Dame
- 3 Roger Staubach, QB, Navy
- 4 Jack Peterson, T, Omaha
- 5 Jerry Knoll, T, Washington
- 6 *Jerry Lamb, E, Arkansas*
- 7a (from Denver) Bob Hohn, HB, Nebraska
- 7b Sandy Sands, E, Texas
- 8 Bob Burrows, T, East Texas State
- 9 Dick Evers, T, Colorado State
- 10 *Bud Abell, E, Missouri*
- 11 Robert Young, T, Howard Payne
- 12 Jerry McClurg, T, Colorado
- 13 Phil Zera, HB, St. Joseph's

1963

- 1a (from Oakland) **Buck Buchanan, DT, Grambling**
- 1b **Ed Budde, G, Michigan State**
- 2 Walter Rock, T, Maryland
- 3 Don Brumm, T, Purdue
- 4 Daryl Sanders, G, Ohio State
- 5 John Campbell, E, Minnesota
- 6 Choice to Buffalo
- 7 **Bobby Bell, LB, Minnesota**
- 8 John Sklopan, HB, Southern Mississippi
- 9 Jan Barrett, E, Fresno State
- 10 *Curt Farrier, T, Montana State*
- 11a (from Oakland) Ron Goodwin, HB, Baylor
- 11b **Jerrel Wilson, P, Southern Mississippi**
- 12 Choice to New York
- 13 Choice to Houston
- 14a (from Oakland) *Stone Johnson, HB, Grambling*
- 14b **Preacher Pilot, HB, New Mexico State*
- 15 *Joe Auer, HB, Georgia Tech*

- 16 Mel Profit, E, UCLA
- 17 Billy Moore, QB, Arkansas
- 18 *Bill Freeman, T, Southern Mississippi
- 19 Bruce Starling, HB, Florida
- 20 *Lowell Vaught, T, SW Louisiana
- 21 *Ernie Boghetti, T, Pittsburgh
- 22 *John Maczuzak, T, Pittsburgh
- 23 Bob Yaksick, HB, Rutgers
- 24 **Dave Hill, T, Auburn**
- 25 *John Hughes, LB, Southern Methodist

1962

- 1 Ronnie Bull, HB, Baylor
- 2 Bill Miller, E, Miami (Fla.)
- 3 Eddie Wilson, QB, Arizona
- 4a Charles Hinton, T, North Carolina College
- 4b Irv Goode, C, Kentucky
- 5a Bobby Plummer, T, Texas Christian
- 5b Bobby Ply, QB, Baylor
- 6 Al Hinton, T, Iowa
- 7 No choice
- 8 Larry Bowie, T, Purdue
- 9 Marshall Shirk, T, UCLA
- 10 James Saxton, HB, Texas
- 11 **Bobby Hunt, QB, Auburn**
- 12a Guy Reese, T, Southern Methodist
- 12b Bobby Lee Thompson, HB, Arizona
- 14 *Bookie Bolin, G, Mississippi
- 15 *Dave Graham, E, Virginia
- 16 Pettis Norman, E, Johnson C. Smith
- 17 Tommy Brooker, E/K, Alabama
- 18 Joe Carollo, T, Notre Dame
- 19 Lee Welch, HB, Mississippi
- 20 Mike Samcheski, G, Lehigh
- 21 *Kent Martin, T, Wake Forest
- 22 Jim Bernhardt, T, Linfield (Ore.)
- 23 Russ Foret, T, Georgia Tech
- 24 Pat Trammell, QB, Alabama
- 25 John Burrell, E, Rice
- 26 *Walt Rappold, QB, Duke

1961

- 1 **E. J. Holub, C, Texas Tech**
- 2 Bob Lilly, T, Texas Christian
- 3 **Jim Tyrer, T, Ohio State**
- 4 Claude Moorman, E, Duke
- 5 **Jerry Mays, DT, Southern Methodist**
- 6 Choice to Los Angeles
- 7 **Fred Arbanas, TE, Michigan State**
- 8 John O'Day, T, Miami
- 9 Dick Mills, T, Pittsburgh
- 10 Jerry Daniels, E, Mississippi
- 11 Marvin Tibbetts, HB, Georgia Tech
- 12 Paul Hynes, HB, Louisiana Tech
- 13 Glynn Gregory, HB, Southern Methodist
- 14 ***Curtis McClinton, RB, Kansas**
- 15 Roy Lee Rambo, G, Texas Christian
- 16 Aaron Thomas, E, Oregon State

- 17 Jarrell Williams, HB, Arkansas
- 18 Ron Hartline, RB, Oklahoma
- 19 Frank Jackson, HB, Arkansas
- 20 *Bob Lane, E, Baylor
- 21 *Dick Thornton, QB, Northwestern
- 22 *Ed Sharockman, HB, Pittsburgh
- 23 *Lou Zivkovich, T, New Mexico State
- 24 Pat Dye, G, Georgia
- 25 Ray Ramsey, QB, Adams State
- 26 Danny House, HB, Davidson
- 27 Bob Schloredt, QB, Washington
- 28 Bill Stine, G, Michigan
- 29 *Lonnie Caddell, RB, Rice
- 30 Cedric Price, E, Kansas State

1960

(First Selections)

Jack Atcheson, E, Western Illinois; George Boone, T, Kentucky; **Chris Burford, E, Stanford**; Earl Ray Butler, T, North Carolina; Gail Cogdill, E, Washington State; James Crotty, HB, Notre Dame; Gary Ferguson, T, Southern Methodist; Tom Glynn, C, Boston College; Gene Gossage, T, Northwestern; Jim Heineke, T, Wisconsin; William Jerry, T/G, South Carolina; John Kapele, T, Brigham Young; Louis Kelley, RB, New Mexico State; Gilmer Lewis, T/G, Oklahoma; John Malmberg, T/G, Knox College; Arvie Martin, C, Texas Christian; Don Meredith, QB, Southern Methodist; Tom Moore, HB, Vanderbilt; Ola Murchison, E, Pacific; Bob Nelson, C, Wisconsin; Jim Norton, E, Idaho; Warren Rabb, QB, Louisiana State; Howard Ringwood, HB, Brigham Young; **Johnny Robinson, HB, Louisiana State**; John Saunders, FB, Kentucky; Glenn Shaw, FB, Kentucky; Gordon Speer, HB, Rice; Jack Stone, G, Oregon; Marvin Terrell, G, Mississippi; Emery Turner, G, Purdue; Joe Vader, E, Kansas State; Carroll Zaruba, HB, Nebraska.

(Second Selections)

Grady Alderman, T/G, Detroit; Herman Alexander, T/G, Findlay (Ohio); Taz Anderson, HB, Georgia Tech; Jim Beaver, T/G, Florida; *Bill Beck, T/G, Gustavus Adolphus; Gary Campbell, HB, Whittier (Calif.); Vernon Cole, QB, North Texas State; Toby Deese, T/G, Georgia Tech; Carl Dumbaid, T/G, West Virginia; Charles Elizay, C, Southern Mississippi; Tom Gates, HB, San Bernardino (Calif.); Austin Gonsoulin, HB, Baylor; Clark Holden, HB, Southern California; DeWitt Hoopes, T/G, Northwestern; Don Leeborn, T/G, Georgia; Bill Thompson, C, Georgia; Billy Trantum, E, Arkansas; Jim Vickers, E, Georgia; Larry Ward, E, Lamar Tech; Paul Winslow, HB, North Carolina College; *Doug Pat Brown, T/G, Fresno State.

*Indicates Future Choice

CHIEFS ALL-TIME FIRST ROUND DRAFT PICKS

1995 Trezelle Jenkins	1982 Anthony Hancock	1969 Jim Marsalis
1994 Greg Hill	1981 Willie Scott	1968 Mo Moorman
1993 Traded to San Francisco	1980 Brad Budde	George Daney
1992 Dale Carter	1979 Mike Bell	1967 Gene Trosch
1991 Harvey Williams	Steve Fuller	1966 Aaron Brown
1990 Percy Snow	1978 Art Still	1965 *Gale Sayers
1989 Derrick Thomas	1977 Gary Green	1964 Pete Beathard
1988 Neil Smith	1976 Rod Walters	1963 Buck Buchanan
1987 Paul Palmer	1975 Traded to Houston	Ed Budde
1986 Brian Jozwiak	1974 Woody Green	1962 *Ronnie Bull
1985 Ethan Horton	1973 Traded to Chicago	1961 E. J. Holub
1984 Bill Mass	1972 Jeff Kinney	1960 *Don Meredith
John Alt	1971 Elmo Wright	
1983 Todd Blackledge	1970 Sid Smith	*Signed with NFL

ALL-TIME RECORDS

INDIVIDUAL

SERVICE

Most Seasons, Active Player

15	Jerrel Wilson	1963-77
14	Larr Dawson	1962-75
	Ed Budde	1963-76
	Nick Lowery	1980-93
13	Jim Tyrer	1961-73
	Buck Buchanan	1963-75
	Emmitt Thomas	1966-78
	Jan Stenerud	1967-79
	Jack Rudnay	1970-82
12	Johnny Robinson	1960-71
	Dave Hill	1963-74
	Bobby Bell	1963-74
	Mike Livingston	1968-79

	Henry Marshall	1976-87
Most Games Played, Career		
212	Nick Lowery	1980-93
203	Jerrel Wilson	1963-77
186	Jan Stenerud	1967-79
182	Lari Dawson	1962-75
181	Buck Buchanan	1963-75

Most Consecutive Games Played

188	Nick Lowery	1980-92
186	Jan Stenerud	1967-79
180	Jim Tyrer	1961-73
166	Buck Buchanan	1963-74
144	Jack Rudnay	1970-79

SCORING

POINTS

Most Points, Career

1,466	Nick Lowery	1980-93
1,231	Jan Stenerud	1967-79
360	Otis Taylor	1965-75
348	Abner Haynes	1960-64
332	Chris Burford	1960-67

Most Points, Season

139	Nick Lowery	1990
129	Jan Stenerud	1968
119	Jan Stenerud	1969
116	Jan Stenerud	1970
	Nick Lowery	1983
115	Nick Lowery	1981

Most Seasons, 100 or More Points

*11	Nick Lowery	1981, 1983-86, 1988-93
*NFL RECORD		
5	Jan Stenerud	1967-71
1	Jack Spikes	1960
	Abner Haynes	1962
	Lin Elliott	1994

Most Points, Game

30	Abner Haynes vs. Oakland	Nov. 26, 1961
24	Frank Jackson vs. Denver	Dec. 10, 1961
	Abner Haynes vs. Boston	Sept. 8, 1962
	Frank Jackson vs. San Diego	Dec. 13, 1964
	Bert Coan vs. Denver	Oct. 23, 1966

TOUCHDOWNS

Most Touchdowns, Career

60	Otis Taylor	1965-75
58	Abner Haynes	1960-64
55	Chris Burford	1960-67
49	Stephone Paige	1983-91
40	Ed Podolak	1969-77
	Christian Okoye	1987-92

Most Touchdowns, Season

19	Abner Haynes	1962
15	Marcus Allen	1993
13	Abner Haynes	1961
12	Abner Haynes	1960
	Chris Burford	1962
	Christian Okoye	1989

Most Touchdowns, Game

5	Abner Haynes vs. Oakland	Nov. 26, 1961
4	Frank Jackson vs. Denver	Dec. 10, 1961
	Abner Haynes vs. Boston	Sept. 8, 1962
	Frank Jackson vs. San Diego	Dec. 13, 1964
	Bert Coan vs. Denver	Oct. 23, 1966
3	11 times	
	Last; Marcus Allen vs. Seattle	Dec. 5, 1993

Most Consecutive Games Scoring Touchdowns

7	Marcus Allen	1993
5	Chris Burford	1962
	Curtis McClinton	1965-66
	Otis Taylor	1966
	Mike Garrett	1967, 1969

POINTS AFTER TOUCHDOWN

Most Points After Touchdown Attempted, Career

463	Nick Lowery	1980-93
409	Jan Stenerud	1967-79
149	Tommy Brooker	1962-66

Most Points After Touchdown Attempted, Season

46	Tommy Brooker	1964
45	Jan Stenerud	1967
44	Nick Lowery	1983

Most Points After Touchdown Attempted, Game

8	Tommy Brooker vs. Denver	Sept. 8, 1963
	Mike Mercer vs. Denver	Oct. 23, 1966

Most Points After Touchdown Made, Career

479	Nick Lowery	1980-93
394	Jan Stenerud	1967-79
149	Tommy Brooker	1962-66

Most Points After Touchdown Made, Season

46	Tommy Brooker	1964
----	---------------	------

45	Jan Stenerud	1967
44	Nick Lowery	1983

Most Points After Touchdown Made, Game

8	Tommy Brooker vs. Denver	Sept. 8, 1963
	Mike Mercer vs. Denver	Oct. 23, 1966
7	Cotton Davidson vs. Denver	Dec. 10, 1961
	T. Brooker vs. N.Y. Titans	Nov. 11, 1962
	Jack Spikes vs. Denver	Dec. 8, 1963
	Tommy Brooker vs. Houston	Nov. 28, 1965

Most Consecutive Points After Touchdown

197	Nick Lowery	1983-89
155	Jan Stenerud	1968-73
149	Tommy Brooker	1962-66

Highest Points After Percentage, Career (200 PATs)

99.17	Nick Lowery (479-483)	1980-93
96.33	Jan Stenerud (394-409)	1967-79

FIELD GOALS

Most Field Goals Attempted, Career

436	Jan Stenerud	1967-79
410	Nick Lowery	1980-93
87	Tommy Brooker	1962-66

Most Field Goals Attempted, Season

44	Jan Stenerud	1971
42	Jan Stenerud	1970
40	Jan Stenerud	1968

Most Field Goals Attempted, Game

7	Jan Stenerud vs. Buffalo	Dec. 19, 1971
---	--------------------------	---------------

6	Tommy Brooker vs. SD	Dec. 16, 1962
	Jan Stenerud	6 times
	Last; vs. Washington	Oct. 10, 1976

Most Seasons Leading League, Field Goals Made

3	Jan Stenerud	1967, 1970, 1975
---	--------------	------------------

Most Field Goals Made, Career

329	Nick Lowery	1980-93
279	Jan Stenerud	1967-79
41	Tommy Brooker	1962-66

Most Field Goals Made, Season

34	Nick Lowery	1990
30	Jan Stenerud	1968, 1970
27	Jan Stenerud	1969
	Nick Lowery	1988
26	Jan Stenerud	1971
	Nick Lowery	1981

Most Field Goals Made, Game

5	Jan Stenerud vs. Buffalo	Nov. 2, 1969
	Jan Stenerud vs. Buffalo	Dec. 7, 1969
	Jan Stenerud vs. Buffalo	Dec. 19, 1971
	Nick Lowery vs. L.A. Raiders	Sept. 12, 1985
	Nick Lowery vs. Cincinnati	Nov. 13, 1988
	Nick Lowery vs. Chicago	Dec. 29, 1990
	Nick Lowery vs. Denver	Sept. 21, 1993
4	Tommy Brooker vs. SD	Dec. 16, 1962
	Mike Mercer vs. N.Y. Jets	Nov. 27, 1966
	Jan Stenerud	10 times
	Nick Lowery	8 times

Most Consecutive Games Scoring Field Goals

16	Jan Stenerud	1969-70
11	Jan Stenerud	1968-69
	Jan Stenerud	1971-72
	Nick Lowery	1985-86

Most Consecutive Field Goals Made

21	Nick Lowery	1990, 1991
16	Jan Stenerud	1969
13	Nick Lowery	1983-84, 1992

Longest Field Goal

58	Nick Lowery vs. Washington	Sept. 18, 1983
	Nick Lowery vs. L.A. Raiders	Sept. 12, 1985
57	Nick Lowery vs. Seattle	Sept. 14, 1980
55	Jan Stenerud vs. Denver	Oct. 4, 1970
54	Jan Stenerud vs. Houston	Sept. 9, 1967

	Jan Stenerud vs. Denver	Oct. 5, 1969
	Jan Stenerud vs. SF	Dec. 6, 1971
	Nick Lowery vs. L.A. Raiders	Nov. 26, 1983
	Nick Lowery vs. Detroit	Nov. 26, 1987
52	Jan Stenerud	4 times
	Eddie Murray vs. Pittsburgh	Oct. 25, 1992
	Nick Lowery	8 times
	Last vs. Denver	Sept. 21, 1993

Highest Field Goal Percentage, Career (Minimum 100 made)

80.2	Nick Lowery (329-410)	1980-93
64.0	Jan Stenerud (279-436)	1967-79

Highest Field Goal Percentage, Season

91.9	Nick Lowery (34-37)	1990
91.6	Nick Lowery (22-24)	1992
88.9	Nick Lowery (24-27)	1985

Most Field Goals, No Misses, Game

5	Jan Stenerud vs. Buffalo	Nov. 2, 1969
	Jan Stenerud vs. Buffalo	Dec. 7, 1969
	Nick Lowery vs. L.A. Raiders	Sept. 12, 1985
	Nick Lowery vs. Chicago	Dec. 29, 1990
	Nick Lowery vs. Denver	Sept. 21, 1993

Most Field Goals, 50 or More Yards, Career

20	Nick Lowery	1980-93
12	Jan Stenerud	1967-79

Most Field Goals, 50 or More Yards, Season

4	Nick Lowery	1980
3	Nick Lowery	1985
	Nick Lowery	1988

Most Field Goals, 50 or More Yards, Game

*2	Nick Lowery vs. Seattle	Sept. 14, 1980
	Nick Lowery vs. New Orleans	Sept. 8, 1985
	Nick Lowery vs. Detroit	Nov. 26, 1987

*NFL RECORD

SAFETIES**Most Safeties, Career**

2	Bill Maas	1964-92
1	Buck Buchanan	1963-75
	Willie Lanier	1967-77
	John Lohmeyer	1973, 1975-77
	Ed Beckman	1977-84
	Dino Hackett	1986-92
	Albert Lewis	1983-93
	Rob McGovern	1989-90
	Dan Saleaumua	1989-94
	Derrick Thomas	1989-94

Most Safeties, Season

1	Buck Buchanan	1968
	Willie Lanier	1974
	John Lohmeyer	1976
	Ed Beckman	1978
	Dino Hackett	1988
	Albert Lewis	1988
	Bill Maas	1988, 1990
	Rob McGovern	1989
	Dan Saleaumua	1991
	Derrick Thomas	1994

RUSHING**Most Seasons Leading League**

1	Abner Haynes	1960	Christian Okoye	1989
---	--------------	------	-----------------	------

ATTEMPTS**Most Attempts, Career**

1,246	Christian Okoye	1987-92
1,158	Ed Podolak	1969-77
792	Abner Haynes	1960-64
762	Curtis McClinton	1962-69
736	Mike Garrett	1966-70

Most Attempts, Season

370	Christian Okoye	1989
245	Christian Okoye	1990

236	Mike Garrett	1967
234	Joe Delaney	1981
225	Christian Okoye	1991

Most Attempts, Game

38	Christian Okoye vs. GB	Dec. 10, 1989
37	Christian Okoye vs. Seattle	Nov. 5, 1989
35	Barry Word vs. L.A. Raiders	Dec. 22, 1991
33	Christian Okoye vs. Dallas	Oct. 22, 1989
	Marcus Allen vs. L.A. Raiders	Dec. 24, 1994

YARDS GAINED**Most Yards Gained, Career**

4,897	Christian Okoye	1987-92
4,451	Ed Podolak	1969-77
3,837	Abner Haynes	1960-64
3,246	Mike Garrett	1966-70
3,124	Curtis McClinton	1962-69

Most Yards Gained, Season

1,480	Christian Okoye	1989
1,121	Joe Delaney	1981
1,087	Mike Garrett	1967
1,053	Tony Reed	1978
1,049	Abner Haynes	1962
1,031	Christian Okoye	1991
1,015	Barry Word	1990

Most Yards Gained, Game

200	Barry Word vs. Detroit	Oct. 14, 1990
193	Joe Delaney vs. Houston	Nov. 15, 1981
192	Mike Garrett vs. N.Y. Jets	Nov. 5, 1967
170	Christian Okoye vs. Dallas	Oct. 22, 1989

169	Mike Garrett vs. Denver	Dec. 17, 1967
-----	-------------------------	---------------

Most Games, 100 or More Yards, Career

14	Christian Okoye	1987-92
12	Abner Haynes	1960-65
11	Ed Podolak	1969-77
7	Mike Garrett	1966-70
	Barry Word	1990-92
5	Tony Reed	1977-80
	Joe Delaney	1981-82

Most Games, 100 or More Yards, Season

8	Christian Okoye	1989
5	Joe Delaney	1981
4	Abner Haynes	1962
	Mike Garrett	1967

Most Consecutive Games, 100 or More Yards

3	Joe Delaney	Oct. 4 - Oct. 18, 1981
	Christian Okoye	Sept. 24 - Oct. 8, 1989
	Christian Okoye	Oct. 22 - Nov. 5, 1989

Longest Run From Scrimmage	80 (TD) Abner Haynes vs. N.Y. Jets	Nov. 29, 1964
84 (TD) Ted McKnight vs. Seattle	Warren McVea vs. Cin	Oct. 26, 1969
82 Joe Delaney vs. Denver	77 (TD) Mike Garrett vs. Houston	Oct. 30, 1966

AVERAGE GAIN

Highest Average Gain, Career (400 attempts)	5.61	Abner Haynes (156-875)	1960
4.84 Abner Haynes (792-3,837)	1960-64	5.45	Mike Garrett (147-801)
4.44 Ted McKnight (528-2,344)	1977-81	Highest Average Gain, Game (10 attempts)	
4.41 Mike Garrett (736-3,246)	1966-70	12.25	Ted McKnight vs. Sea (12-147) Sept. 30, 1979
Highest Average Gain, Season (100 attempts)	11.58	Ed Podolak vs. Den (12-139)	Dec. 6, 1970
6.03 Ted McKnight (104-827)	1978	11.29	Abner Haynes vs. Oak (14-158) Nov. 26, 1961

TOUCHDOWNS

Most Touchdowns Rushing, Career	3	Jack Spikes vs. Houston	Oct. 1, 1961
40 Christian Okoye	1987-92	Abner Haynes vs. Boston	Sept. 8, 1962
39 Abner Haynes	1960-65	Bert Coan vs. Denver	Oct. 23, 1966
34 Ed Podolak	1969-77	Ed Podolak vs. Detroit	Nov. 25, 1971
Most Touchdowns Rushing, Season		Ed Podolak vs. Cleveland	Dec. 12, 1976
13 Abner Haynes	1962	Billy Jackson vs. Oakland	Oct. 25, 1981
12 Christian Okoye	1989	Marcus Allen vs. Seattle	Dec. 5, 1993
Marcus Allen	1993	Most Consecutive Games Rushing For TDs	
10 Billy Jackson	1981	5	Mike Garrett
9 Abner Haynes	1960, 1961	4	Abner Haynes
Mike Garrett	1967		Jack Spikes
Ed Podolak	1967		Warren McVea
Christian Okoye	1991		Ted McKnight
Most Rushing Touchdowns, Game			Theotis Brown
4 Abner Haynes vs. Oakland	Nov. 26, 1961		1983-84
			Christian Okoye
			1989

PASSING

Most Seasons Leading League	4	Len Dawson	1962, 1964, 1966, 1968
------------------------------------	---	------------	------------------------

PASS RATING

Highest Pass Rating Career (1,000 attempts)	101.9	Len Dawson	1966
83.2 Len Dawson	1962-75	98.8	Len Dawson
81.6 Steve DeBerg	1988-91	98.4	Len Dawson
77.1 Bill Kenney	1979-88	96.3	Steve DeBerg
			1990

ATTEMPTS

Most Passes Attempted, Career	434	Steve DeBerg	1991
3,696 Len Dawson	1962-75	414	Steve DeBerg
2,430 Bill Kenney	1979-88	Most Passes Attempted, Game	
1,751 Mike Livingston	1968-79	55	Joe Montana vs. San Diego
1,616 Steve DeBerg	1988-91		Steve Bono vs. Miami
817 Steve Fuller	1979-82	54	Joe Montana vs. Denver
Most Passes Attempted, Season		52	Bill Kenney vs. Denver
603 Bill Kenney	1983	50	Bill Kenney vs. Buffalo
493 Joe Montana	1994		Steve DeBerg vs. Cleveland
444 Steve DeBerg	1990	48	Todd Blackledge vs. Denver
			Sept. 23, 1984

COMPLETIONS

Most Passes Completed, Career	Most Passes Completed, Game
2,115 Len Dawson	37 Joe Montana vs. San Diego
1,330 Bill Kenney	34 Joe Montana vs. Denver
934 Steve DeBerg	33 Steve Bono vs. Miami
912 Mike Livingston	31 Bill Kenney vs. San Diego
480 Joe Montana	30 Steve DeBerg vs. Cleveland
Most Passes Completed, Season	28 Joe Montana vs. Atlanta
346 Bill Kenney (603 att.)	1994
299 Joe Montana (493 att.)	1994
258 Steve DeBerg (444 att.)	1990
256 Steve DeBerg (434 att.)	1991
230 Dave Krieg (413 att.)	1992
	Most Consecutive Passes Completed
	15 Len Dawson vs. Houston
	Bill Kenney vs. San Diego (13)
	vs. Washington (2)

COMPLETION PERCENTAGE

Most Seasons Leading League	Highest Completion Percentage, Season (Qualifiers)
'8 Len Dawson	66.43 Len Dawson (140-93)
'NFL RECORD	60.96 Len Dawson (310-189)
Most Consecutive Seasons Leading League	60.74 Joe Montana (298-181)
'6 Len Dawson	1964-69
'NFL RECORD	Highest Completion Percentage, Game (20 attempts)
Highest Completion Percentage, Career (1,000 attempts)	80.95 Dave Krieg vs. NYJ (21-17)
57.97 Steve DeBerg (1,616-934)	79.17 Len Dawson vs. Pitt (24-19)
57.22 Len Dawson (3,696-2,115)	78.13 Steve DeBerg vs. Chi (32-25)
54.73 Bill Kenney (2,430-1,330)	1983

YARDS GAINED

Most Yards Gained, Career		4	Joe Montana	1994	
28,507	Len Dawson	1962-65	2	Cotton Davidson	1960
17,277	Bill Kenney	1979-88		Len Dawson	1964
11,873	Steve DeBerg	1988-91		Bill Kenney	1984, 1985, 1987
11,295	Mike Livingston	1968-79		Steve DeBerg	1990
5,427	Joe Montana	1993-94		Dave Krieg	1992
				Steve Bono	1994
Most Yards Gained, Season			Most Consecutive Games, 300 or More Yards Passing, Season		
4,348	Bill Kenney	1983	4	Bill Kenney	1983
3,444	Steve DeBerg	1990	2	Joe Montana	1994
3,283	Joe Montana	1994		Steve Bono	1994
3,115	Dave Krieg	1992		Long Pass Completion (All TDs)	
2,935	Steve DeBerg	1991	93	Mike Livingston vs. Miami	Oct. 19, 1969
Most Yards Gained, Game				(to Otis Taylor for 79 yards, lateral to Robert Holmes for 14 yards)	
435	Len Dawson vs. Denver	Nov. 1, 1964	92	Len Dawson vs. Denver	Nov. 18, 1962
411	Bill Kenney vs. San Diego	Dec. 11, 1983		(to Tommy Brooker)	
397	Bill Kenney vs. New Orleans	Sept. 8, 1985		Len Dawson vs. Oakland	Nov. 3, 1968
395	Steve DeBerg vs. Denver	Sept. 17, 1990		(to Gloster Richardson)	
393	Joe Montana vs. Denver	Oct. 17, 1994	90	Len Dawson vs. Houston	Nov. 17, 1968
Most Games, 300 or More Yards Passing, Career				(to Frank Pitts)	
15	Bill Kenney	1979-88		Steve DeBerg vs. San Diego	Nov. 18, 1990
9	Len Dawson	1962-75		(to J.J. Birden)	
5	Steve DeBerg	1988-91			
Most Games, 300 or More Yards Passing, Season					
7	Bill Kenney	1983			

AVERAGE GAIN

Most Seasons Leading League			Highest Average Gain, Season (Qualifiers)		
3	Len Dawson	1962, 1966, 1968	9.42	Len Dawson (224-2,109)	1968
Highest Average Gain, Career (1,000 attempts)			8.90	Len Dawson (310-2,759)	1962
7.71	Len Dawson (3,696-28,507)	1962-75		Len Dawson (284-2,527)	1966
7.35	Steve DeBerg (1,616-11,873)	1988-91		Highest Average Gain, Game (20 attempts)	
7.11	Bill Kenney (2,430-17,277)	1979-88	15.76	Steve DeBerg vs. NE (21-331)	Dec. 2, 1990
			12.82	Len Dawson vs. Den (22-282)	Dec. 19, 1965
			12.48	Bill Kenney vs. Oak (23-287)	Oct. 11, 1981

TOUCHDOWNS

Most Seasons Leading League			Most Touchdown Passes, Game		
4	Len Dawson	1962, 1963, 1965, 1966	6	Len Dawson vs. Denver	Nov. 1, 1964
			5	Len Dawson vs. Boston	Sept. 25, 1966
				Len Dawson vs. Miami	Oct. 8, 1967
Most Touchdown Passes, Career			4	Len Dawson	6 times
237	Len Dawson	1962-75		Bill Kenney	4 times
105	Bill Kenney	1979-88		Last, vs. Chicago	Nov. 1, 1987
67	Steve DeBerg	1988-91		Most Consecutive Games, Touchdown Passes	
Most Touchdown Passes, Season			14	Len Dawson	Oct. 3, 1965 - Oct. 8, 1966
30	Len Dawson	1984	12	Len Dawson	Sept. 8, 1962 - Dec. 2, 1962
29	Len Dawson	1962			
26	Len Dawson	1963, 1966			
24	Len Dawson	1967			
	Bill Kenney	1983			
Most Interceptions, Game					
6	Todd Blackledge vs. L.A. Rams	Oct. 20, 1985			
Most Passes Had Intercepted, Career			5	Cotton Davidson vs. Houston	Oct. 16, 1960
178	Len Dawson	1962-75		Len Dawson vs. Oakland	Nov. 23, 1969
86	Bill Kenney	1979-88		Mike Livingston vs. Pittsburgh	Oct. 13, 1974
83	Mike Livingston	1966-79		Bill Kenney vs. San Diego	Sept. 20, 1981
Most Passes Had Intercepted, Season				Steve DeBerg vs. San Diego	Sept. 24, 1989
23	Cotton Davidson	1961		Most Attempts, No Interceptions, Game	
19	Len Dawson	1963	45	Bill Kenney vs. L.A. Raiders	Oct. 9, 1983
	Bill Kenney	1983		Steve DeBerg vs. Denver	Sept. 17, 1990
17	Len Dawson	1962, 1967	43	Bill Kenney vs. Houston	Oct. 23, 1983
Most Interceptions, Game			41	Todd Blackledge vs. Houston	Nov. 11, 1984

LOWEST PERCENTAGE, PASSES HAD INTERCEPTED

Lowest Percentage, Passes Had Intercepted Career (1,000 att.)			Lowest Percentage, Passes Had Intercepted Season (Qualifiers)		
3.09	Steve DeBerg (1,616-50)	1988-91	0.90	Steve DeBerg (444-4)	1990
3.54	Bill Kenney (2,430-86)	1979-88	1.83	Joe Montana (493-9)	1994
4.74	Mike Livingston (1,751-83)	1966-79	2.34	Joe Montana (298-7)	1993

TIMES SACKED

(Times Sacked has been compiled since 1972)

Times Sacked, Career			48	Dave Krieg	1992
195	Bill Kenney	1979-88	41	Bill Kenney	1983
132	Mike Livingston	1966-79	37	Steve Fuller	1979
120	Steve Fuller	1979-82		Times Sacked, Game	
Times Sacked, Season			10	Steve Fuller vs. Baltimore	Nov. 2, 1980
49	Steve Fuller	1980	8	Steve Fuller vs. Pittsburgh	Dec. 5, 1982

PASS RECEIVING

PASS RECEPTIONS

Most Seasons Leading League

1 MacArthur Lane 1976

Most Pass Receptions, Career

416 Henry Marshall 1976-87
410 Otis Taylor 1965-75
391 Chris Burford 1960-67
377 Stephone Paige 1983-91
351 Carlos Carson 1980-89

Most Seasons, 50 or More Pass Receptions

4 Chris Burford 1961, 1963-64, 1966
Otis Taylor 1966-67, 1971-72
3 Carlos Carson 1983-84, 1987
Stephone Paige 1986, 1988, 1990
2 Frank Jackson 1963-64
Henry Marshall 1983-84
Willie Davis 1993-94

Most Pass Receptions, Season

80 Carlos Carson 1983
68 Chris Burford 1963
67 Kimble Anders 1994

66 MacArthur Lane 1976
65 Stephone Paige 1990

Most Pass Receptions, Game

12 Ed Podolak vs. Denver Oct. 7, 1973
11 Chris Burford vs. Buffalo Sept. 22, 1963
Ernie Harry vs. Cleveland Nov. 24, 1991
10 Chris Burford vs. Boston Oct. 12, 1962
Chris Burford vs. Buffalo Oct. 13, 1963
Frank Jackson vs. N.Y. Jets Nov. 29, 1964
Chris Burford vs. Boston Sept. 25, 1966
Otis Taylor vs. Cincinnati Oct. 15, 1972
Ed Podolak vs. Houston Sept. 29, 1974
Stephone Paige vs. Denver Sept. 17, 1990
J.J. Birden vs. Miami Dec. 12, 1994

Most Consecutive Games, Pass Receptions

83 S. Paige Nov. 17, 1985 - Sept. 29, 1991
46 Ed Podolak Oct. 22, 1970 - Dec. 21, 1975
44 Carlos Carson Dec. 20, 1981 - Sept. 12, 1985
37 Otis Taylor Nov. 21, 1965 - Oct. 27, 1968
Otis Taylor Sept. 20, 1970 - Nov. 19, 1972

YARDS GAINED

Most Yards Gained, Career

7,306 Otis Taylor 1965-75
6,545 Henry Marshall 1976-87
6,360 Carlos Carson 1980-89
6,341 Stephone Paige 1983-91
5,525 Chris Burford 1960-67

Most Seasons, 1,000 or More Yards

3 Carlos Carson 1983-84, 1987
2 Otis Taylor 1966, 1971
1 Stephone Paige 1990

Most Yards Gained, Season

1,351 Carlos Carson 1983
1,297 Otis Taylor 1966
1,110 Otis Taylor 1971
1,078 Carlos Carson 1984
1,044 Carlos Carson 1987
1,021 Stephone Paige 1990

Most Yards Gained, Game

309 Stephone Paige vs. SD Dec. 22, 1985
(8 Receptions)
213 Curtis McClinton vs. Denver Dec. 19, 1965
(5 Receptions)
206 Stephone Paige vs. Denver Sept. 17, 1990
(10 Receptions)
197 Carlos Carson vs. SD Oct. 25, 1987
(9 Receptions)
190 Otis Taylor vs. Pittsburgh Oct. 18, 1971
(6 Receptions)

Most Games, 100 or More Yards, Career

20 Otis Taylor 1965-75
18 Carlos Carson 1980-88
12 Chris Burford 1960-67

Most Games, 100 or More Yards, Season

6 Otis Taylor 1966
Carlos Carson 1983
4 Chris Burford 1961
Carlos Carson 1984
Carlos Carson 1987

Most Consecutive Games, 100 or More Yards

Pass Receiving, Season
3 Frank Jackson 1964
Otis Taylor 1966
Willie Davis 1992

Longest Pass Receptions (All TDs)

92 Tommy Brocker vs. Denver
(from Len Dawson) Nov. 18, 1962
Gloster Richardson vs. Oakland
(from Len Dawson) Nov. 3, 1968
90 Frank Pitts vs. Houston
(from Len Dawson) Nov. 17, 1968
J.J. Birden vs. San Diego
(from Steve DeBerg) Nov. 18, 1990
89 Otis Taylor vs. Miami
(from Len Dawson) Nov. 13, 1966
86 Stephone Paige vs. New England
(from Steve DeBerg) Dec. 2, 1990

AVERAGE GAIN

Highest Average Gain, Career (200 receptions)

18.12 Carlos Carson (351-6,360) 1980-89
17.82 Otis Taylor (410-7,306) 1965-75
16.82 Stephone Paige (377-6,341) 1983-91

Highest Average Gain, Season (24 receptions)

22.36 Otis Taylor (58-1,297) 1966

21.93 Stephone Paige (43-943) 1985
21.83 Frank Pitts (30-655) 1968

Highest Average Gain, Game (3 receptions)

42.00 C. McClinton vs. Den (5-213) Dec. 19, 1965
40.00 J. Robinson vs. NY Titans (3-120) Oct. 2, 1960
39.67 Otis Taylor vs. Denver (3-119) Dec. 14, 1988

TOUCHDOWNS

Most Touchdowns, Career

57 Otis Taylor 1965-75
55 Chris Burford 1960-67
49 Stephone Paige 1983-91

Most Touchdowns, Season

12 Chris Burford 1962
11 Otis Taylor 1967
Stephone Paige 1986
10 Stephone Paige 1985

Most Touchdowns, Game

4 Frank Jackson vs. San Diego Dec. 13, 1964
3 Chris Burford vs. Oakland Sept. 23, 1962
Chris Burford vs. Boston Sept. 25, 1966
Otis Taylor vs. Denver Dec. 17, 1967
Otis Taylor vs. N.Y. Jets Nov. 16, 1969

Most Consecutive Games, Touchdown Receptions

5 Chris Burford Sept. 8, 1962 - Oct. 12, 1962
Otis Taylor Oct. 23, 1966 - Nov. 20, 1966

INTERCEPTIONS BY

Most Seasons Leading League

2 Johnny Robinson 1966, 1970
Emmitt Thomas 1969, 1974

Most Interceptions By, Career

58 Emmitt Thomas 1966-78
57 Johnny Robinson 1960-71
50 Deron Cherry 1981-91

39 Gary Barbaro 1976-82
38 Albert Lewis 1983-93

Most Interceptions By, Season

12 Emmitt Thomas 1974
10 Johnny Robinson 1966
Bobby Hunt 1966
Johnny Robinson 1970

	Gary Barbaro	1980
9	Emmitt Thomas	1969
	Deron Cherry	1986
Most Interceptions By, Game		
*4	Bobby Ply vs. San Diego	Dec. 16, 1962
	Bobby Hunt vs. Houston	Oct. 4, 1964
	Deron Cherry vs. Seattle	Sept. 29, 1985
	*NFL RECORD	

3	Johnny Robinson vs. Ball.	Sept. 28, 1970
	Albert Lewis vs. Atlanta	Dec. 8, 1985
	Lloyd Burruss vs. San Diego	Oct. 19, 1986
	Albert Lewis vs. Atlanta	Sept. 1, 1991

Most Consecutive Games, Passes Intercepted By		
6	Eric Harris	1980

YARDS GAINED

Most Yards Gained, Career		
938	Emmitt Thomas (58 INTs)	1966-78
771	Gary Barbaro (39 INTs)	1976-82
741	Johnny Robinson (57 INTs)	1960-71
688	Deron Cherry (50 INTs)	1981-91
674	Bobby Hunt (37 INTs)	1962-67
Most Yards Gained, Season		
228	Bobby Hunt (6 INTs)	1963
214	Emmitt Thomas (12 INTs)	1974
193	Lloyd Burruss (5 INTs)	1986
165	Gary Barbaro (8 INTs)	1977
163	Gary Barbaro (10 INTs)	1980

Most Yards Gained, Game		
121	Lloyd Burruss vs. SD (3 INTs)	Oct. 19, 1986
108	Bobby Ply vs. SD (4 INTs)	Dec. 16, 1962
102	Gary Barbaro vs. Sea (1 INT)	Dec. 11, 1977
100	Tim Collier vs. Oakland (1 INT)	Dec. 18, 1977
99	Dave Grayson vs. NYT (1 INT)	Dec. 17, 1961
	Kevin Ross vs. SD (1 INT)	Sept. 6, 1992
Longest Interception Return (All TDs)		
102	Gary Barbaro vs. Seattle	Dec. 11, 1977
100	Tim Collier vs. Oakland	Dec. 18, 1977
99	Dave Grayson vs. N.Y. Titans	Dec. 17, 1961
	Kevin Ross vs. San Diego	Sept. 6, 1992
80	David Webster vs. Oakland	Oct. 9, 1960
78	Mark Collins vs. L.A. Raiders	Dec. 24, 1994

TOUCHDOWNS

Most Touchdowns, Career		
6	Bobby Bell	1963-74
5	Emmitt Thomas	1968-78
	Jim Kearney	1967-75
4	Lloyd Burruss	1981-91
Most Touchdowns, Season		
*4	Jim Kearney *NFL RECORD	1972

3	Lloyd Burruss	1986
2	Emmitt Thomas	1974
	Charles Mincy	1992
Most Touchdowns, Game		
*2	Jim Kearney vs. Denver	Oct. 1, 1972
	Lloyd Burruss vs. San Diego	Oct. 19, 1986
	*NFL RECORD	

PUNTING

Most Seasons Leading League		
*4	Jerrel Wilson	1965, 1968, 1972-73
	*NFL RECORD	

1	Bob Grupp	1979
	Jim Arnold	1984

PUNTS

Most Punts, Career		
1,014	Jerrel Wilson	1963-77
284	Jim Arnold	1983-85
272	Bryan Barker	1990-93
219	Kelly Goodburn	1987-90
214	Bob Grupp	1979-81
Most Punts, Season		
99	Lewis Colbert	1966
98	Jim Arnold	1984
93	Jim Arnold	1983, 1985
Most Punts, Game		
11	Bob Grupp vs. Baltimore	Sept. 2, 1979

	Jim Arnold vs. San Francisco	Nov. 17, 1985
	Kelly Goodburn vs. Cleveland	Nov. 19, 1989
	Louie Aguiar vs. San Diego	Nov. 18, 1994
10	Jerrel Wilson vs. N.Y. Jets	Sept. 18, 1965
	Jerrel Wilson vs. Denver	Oct. 6, 1974
	Kelly Goodburn vs. N.Y. Jets	Oct. 2, 1988
Longest Punt		
74	Bob Grupp vs. San Diego	Nov. 4, 1979
72	Jerrel Wilson vs. San Diego	Sept. 29, 1963
70	Jerrel Wilson vs. Denver	Oct. 11, 1964
	Jerrel Wilson vs. Buffalo	Oct. 18, 1964
	Jerrel Wilson vs. Houston	Nov. 28, 1968

AVERAGE YARDAGE

Highest Average, Career (200 punts)		
43.57	Jerrel Wilson (1,104-44,185)	1963-77
42.02	Jim Arnold (284-11,934)	1983-85
40.92	Bob Grupp (214-8,756)	1979-81
Highest Average, Season (Qualifiers)		
46.06	Jerrel Wilson (63-3,132)	1965

45.53	Jerrel Wilson (80-3,642)	1973
45.10	Jerrel Wilson (63-2,841)	1968
Highest Average, Game (4 punts)		
56.40	Jerrel Wilson vs. Boston (5-282)	Oct. 11, 1970
54.75	Jerrel Wilson vs. Boston (4-129)	Oct. 3, 1965
54.50	Jerrel Wilson vs. Denver (4-218)	Oct. 3, 1971

PUNTS HAD BLOCKED

Most Consecutive Punts, None Blocked		
256	Jerrel Wilson	1968-71
233	Jim Arnold	1983-85
219	Kelly Goodburn	1987-90
Punts Had Blocked, Career		
12	Jerrel Wilson	1963-77
2	Bob Grupp	1978-81

	Jim Arnold	1983-85
	Bryan Barker	1990-93
Punts Had Blocked, Season		
2	Jerrel Wilson	1974
	Jim Arnold	1985
Punts Had Blocked, Game		
2	Jim Arnold vs. Denver	Oct. 27, 1965

PUNT RETURNS

PUNT RETURNS

Most Punt Returns, Career		
220	J.T. Smith	1979-84
86	Ed Podolak	1969-77
81	Dale Carter	1992-94
71	Larry Brunson	1974-77
56	Willie Mitchell	1964-71
Most Punt Returns, Season		
58	J.T. Smith	1979

50	J.T. Smith	1981
43	Garcia Lane	1980
40	J.T. Smith	1980
39	J.T. Smith	1984
Most Punt Returns, Game		
8	Ed Podolak vs. San Diego	Nov. 10, 1974
7	J.T. Smith vs. Baltimore	Sept. 2, 1979
	J.T. Smith vs. N.Y. Giants	Oct. 21, 1979

YARDS GAINED

Most Seasons Leading League	387	Larry Brunson	1976
2 J.T. Smith	1979-80	Most Yards Gained, Game	
Most Yards Gained, Career		141 J.T. Smith vs. Oakland	Sept. 23, 1979
2,322 J.T. Smith	1979-84	123 J.T. Smith vs. Baltimore	Nov. 2, 1980
769 Dale Carter	1992-94	Jitter Fields vs. Denver	Oct. 18, 1987
739 Ed Podolak	1969-77	110 Goldie Sellers vs. Boston	Nov. 17, 1968
609 Larry Brunson	1974-77	Longest Punt Return (All TDs)	
589 Noland Smith	1967-69	88 J.T. Smith vs. Oakland	Sept. 23, 1979
Most Yards Gained, Season		86 Dale Carter vs. Seattle	Nov. 22, 1992
612 J.T. Smith	1979	85 Jitter Fields vs. Denver	Oct. 18, 1987
581 J.T. Smith	1980	80 Noland Smith vs. N.Y. Jets	Sept. 15, 1968
528 J.T. Smith	1981	79 Mike Garrett vs. Buffalo	Sept. 11, 1966
398 Dale Carter	1992		

AVERAGE YARDAGE

Most Seasons Leading League		Highest Average, Season (Qualifiers)	
1 Abner Haynes	1960	15.36 Abner Haynes (14-215)	1960
Noland Smith	1968	15.00 Noland Smith (18-270)	1968
Ed Podolak	1970	14.79 Johnny Robinson (14-207)	1960
J.T. Smith	1980	Highest Average, Game (3 returns)	
Highest Average, Career (50 returns)		28.67 Mike Garrett vs. Buffalo (3-86)	Sept. 11, 1966
11.11 Noland Smith (53-589)	1967-69	Noland Smith vs. NYJ (3-86)	Sept. 15, 1968
10.87 Abner Haynes (54-587)	1960-64	Goldie Sellers vs. Bos (4-110)	Nov. 17, 1968
10.55 J.T. Smith (220-2,322)	1979-84	27.00 Ed Podolak vs. Denver (3-81)	Oct. 4, 1970

TOUCHDOWNS

Most Touchdowns, Career		Dale Carter	1992
4 J.T. Smith	1979-84	Most Touchdowns, Game	
Most Touchdowns, Season		1 12 times	
2 J.T. Smith	1979	Last; Dale Carter vs. Seattle	Nov. 22, 1992
J.T. Smith	1980		

KICKOFF RETURNS

KICKOFF RETURNS

Most Kickoff Returns, Career		38 Paul Palmer	1987
84 Dave Grayson	1961-64	33 Jeff Smith	1985
68 Noland Smith	1967-69	30 Dave Grayson	1964
64 Anthony Hancock	1982-86	Eddie Payton	1978
62 Jeff Smith	1985-86	Most Kickoff Returns, Game	
61 Paul Palmer	1987-88	*9 Noland Smith vs. Oakland	Nov. 23, 1967
Most Kickoff Returns, Season		Paul Palmer vs. Seattle	Sept. 20, 1987
41 Noland Smith	1967	*NFL RECORD	
40 Carlos Carson	1980		

YARDS GAINED

Most Yards Gained, Career		Most Yards Gained, Game	
2,231 Dave Grayson	1961-64	251 Jon Vaughn vs. Miami	Dec. 12, 1994
1,822 Noland Smith	1967-69	244 Noland Smith vs. San Diego	Oct. 15, 1967
1,309 Abner Haynes	1960-64	221 Paul Palmer vs. Seattle	Sept. 20, 1967
1,292 Paul Palmer	1987-88	Longest Kickoff Return (All TDs)	
1,246 Carlos Carson	1980-89	*108 Noland Smith vs. Denver	Dec. 17, 1967
Most Yards Gained, Season		*NFL RECORD	
1,148 Noland Smith	1967	99 Dave Grayson vs. Denver	Sept. 7, 1963
923 Paul Palmer	1987	97 Boyce Green vs. Pitt	Dec. 21, 1986
917 Carlos Carson	1980	95 Paul Palmer vs. SD	Sept. 13, 1987
775 Eddie Payton	1978	92 Paul Palmer vs. Seattle	Dec. 27, 1987

AVERAGE YARDAGE

Most Seasons Leading League		28.31 Dave Grayson (16-453)	1961
1 Dave Grayson	1961	28.30 Larry Marshall (23-651)	1972
Highest Average, Career (50 returns)		Highest Average, Game (3 returns)	
26.79 Noland Smith (68-1,822)	1967-69	44.33 Paul Palmer vs. Sea (3-133)	Dec. 27, 1987
26.56 Dave Grayson (84-2,231)	1961-64	40.67 Noland Smith vs. SD (6-244)	Oct. 15, 1967
25.17 Abner Haynes (52-1,309)	1960-64	40.33 L. Williams vs. Cin (3-121)	Nov. 21, 1976
Highest Average, Season (Qualifiers)			
29.71 Dave Grayson (18-535)	1962		

TOUCHDOWNS

Most Touchdowns, Career		Most Touchdowns, Game	
2 Paul Palmer	1987-88	1 8 times	
Most Touchdowns, Season		Last; Jon Vaughn vs. Miami	Dec. 12, 1994
2 Paul Palmer	1987		

FUMBLES

Most Fumbles, Season		Most Fumbles, Game	
16 Steve Fuller	1980	*7 Len Dawson vs. San Diego	Nov. 15, 1964
15 Len Dawson	1964	*NFL RECORD	

OPPONENT'S FUMBLES RECOVERED

Most Opponent's Fumbles Recovered, Career		5	Dan Saleaumua	1989	
16	Dan Saleaumua	1989-94	4	Bill Andrews	1977
15	Bobby Bell	1963-74		Tim Gray	1977
	Willie Lanier	1967-77		Gary Spani	1980
	Deron Cherry	1981-91	Most Opponent's Fumbles Recovered, Game		
14	Jim Lynch	1967-77	*3	Charles Jackson vs. Pittsburgh	Sept. 6, 1961
	Derrick Thomas	1989-94		*NFL RECORD	
Most Opponent's Fumbles Recovered, Season		Longest Return After Fumble Recovered, Yards			
6	Deron Cherry	1988	100(TD)	Chris Martin vs. Miami	Oct. 13, 1991
	Dan Saleaumua	1990			

COMBINED NET YARDS GAINED

(Rushing, receiving, interception returns, punt returns, kickoff returns and fumble returns)

ATTEMPTS

Most Attempts, Career		277	Ed Podolak	1973	
1,559	Ed Podolak	1969-77	Most Attempts, Game		
1,288	Christian Okoye	1987-92	38	Christian Okoye vs. Green Bay	Dec. 10, 1989
1,095	Abner Haynes	1960-65	37	Christian Okoye vs. Seattle	Nov. 5, 1989
Most Attempts, Season			36	Abner Haynes vs. Denver	Oct. 30, 1960
372	Christian Okoye	1989	35	Barry Word vs. L.A. Raiders	Dec. 22, 1991
286	Mike Garrett	1987	34	Woody Green vs. N.Y. Giants	Nov. 3, 1974

YARDS GAINED

Most Yards Gained, Career		1,865	Abner Haynes	1961	
8,442	Abner Haynes	1960-65	1,768	Abner Haynes	1962
8,178	Ed Podolak	1969-77	Most Yards Gained, Game		
7,467	Otis Taylor	1965-75	309	Stephone Paiga vs. San Diego	Dec. 22, 1985
Most Yards Gained, Season			276	Abner Haynes vs. San Diego	Oct. 20, 1963
2,100	Abner Haynes	1960	265	Abner Haynes vs. Oakland	Sept. 27, 1964

SACKS

(Sacks have been compiled since 1973)

Most Sacks, Career			Neil Smith	1992	
77	Derrick Thomas	1989-94	Derrick Thomas	1992	
72.5	Art Still	1978-87	Most Sacks, Game		
68.5	Neil Smith	1988-94	*7	Derrick Thomas vs. Seattle	Nov. 11, 1990
51	Mike Bell	1979-85, 1987-91		*NFL RECORD	
40	Bill Maas	1984-92	4	Wilbur Young vs. San Diego	Oct. 19, 1975
Most Sacks, Season				Art Still vs. Oakland	Oct. 5, 1980
20	Derrick Thomas	1990		Derrick Thomas vs. Buffalo	Oct. 7, 1991
15	Neil Smith	1993		Derrick Thomas vs. San Diego	Nov. 8, 1992
14.5	Art Still	1980		Neil Smith vs L.A. Raiders	Oct. 3, 1993
	Art Still	1984			

MISCELLANEOUS

Longest Return of Blocked Field Goal					
78(TD)	Lloyd Burruss vs. Pittsburgh	Dec. 21, 1986	65(TD)	Kevin Ross vs. Cincinnati	Dec. 6, 1987

FAN-TASTIC

- The Chiefs have sold out 34 straight games, including the playoffs.
- Kansas City averaged 76,734 fans in '94, the most in team history.
- That average attendance was first in the NFL last season.
- The Chiefs went over the 600,000 mark in total attendance for the second straight season, attracting 613,870 patrons for the eight regular season home games.
- The Chiefs have attracted over 560,000 fans (70,000 average) in each of the past five seasons.
- The Chiefs cut off season-ticket sales at 70,000, giving the team its largest season-ticket base in over 20 years.
- In '94 the Chiefs drew four of the 10 largest crowds in team history: San Francisco 49ers (79,907, 2nd); Seattle Seahawks (78,847, 6th); Los Angeles Raiders (78,709, 7th) and Los Angeles Rams (78,184, 10th).
- The Chiefs (76,226) and Buffalo Bills (76,448) are the only two teams in the NFL to average over 75,000 fans per game in '93-94.
- The Chiefs combined home and road attendance of 1,157,992 was the highest in the league last year.

TEAM

GAMES WON

Most Consecutive Games Won	3	1960, 1963, 1966, 1967, 1971, 1972, 1984, 1986
7	1968-69, 1969	
6	1968	
5	1961-62, 1966-67, 1971, 1984-85	
Most Consecutive Games Won, Start of Season	10	1968-69
3	1962, 1966, 1994	
2	1967, 1969, 1981, 1984, 1985	
Most Consecutive Games Won, End of Season	9	1970-71
5	1968	
	8	1992-93
	Most Consecutive Road Games Won	
	9	1966-67
	6	1967-68
	5	1968-69, 1971-72

GAMES LOST

Most Consecutive Games Lost	4	1975
9	1987	
8	1975-76	
7	1985	
Most Consecutive Games Lost, Start of Season	Most Consecutive Home Games Lost	
5	1977	8
4	1976, 1980	7
3	1975	6
Most Consecutive Games Lost, End of Season	6	1977-78
6	1977	Most Consecutive Road Games Lost
		8
		8
		6
		5

SCORING

POINTS

Most Points, Season	12	Kansas City (3) vs. Miami (9)	Oct. 20, 1974
448	1966	St. Louis (6) vs. KC (6)	Nov. 22, 1970
406	1967		
389	1962	Most Points, Shutout Victory, Game	
Fewest Points, Season	48	vs. N.Y. Jets	Dec. 22, 1963
176	1982 (9 games)	41	vs. Miami
225	1977	34	vs. Boston
231	1973		vs. Houston
Most Points Scored, Game			vs. Cleveland
59	vs. Denver		Sept. 2, 1979
56	vs. Denver		Dec. 6, 1970
52	4 times; Last vs. Denver		Sept. 25, 1960
Most Points, Both Teams, Game	Most Consecutive Games Scoring		
99	KC (48) vs. Sea (51)	179	1963-76
88	Denver (39) vs. KC (49)	91	1987-92
Fewest Points, Both Teams, Game	60	1979-84	
3	Kansas City (0) vs. TB (3)	52	1960-63, 1976-79
9	Cleveland (6) vs. KC (3)		

TOUCHDOWNS

Most Touchdowns, Season	55	1966	vs. Denver	Oct. 23, 1966
50	1962		7	8 times; Last vs. Seattle
49	1964, 1967			Nov. 27, 1987
Fewest Touchdowns, Season	Most Touchdowns, Both Teams, Game			
17	1982 (9 games)	13	KC (7) vs. Sea (6)	Nov. 27, 1983 (OT)
23	1973	12	Denver (5) vs. Kansas City (7)	Nov. 1, 1964
24	1988	Most Consecutive Games Scoring Touchdowns		
Most Touchdowns, Game	96	1963-70		
8	vs. Denver	52	1960-63	
	Sept. 7, 1963	33	1976-78	

POINTS AFTER TOUCHDOWN

Most Points After Touchdown, Season	21	1973
48	1966	23
47	1982	
46	1964	Most Points After Touchdown, Game
Fewest Points After Touchdown, Season	8	vs. Denver
17	1982 (9 games)	
		vs. Denver
		Sept. 8, 1963
		Oct. 23, 1966

FIELD GOALS

Most Field Goals Attempted, Season	10	Kansas City (7) vs. Buffalo (3)	Dec. 19, 1971
44	1971	Kansas City (5) vs. SD (5)	Oct. 29, 1972
42	1970	Most Field Goals Made, Season	
40	1968	34	1990
Fewest Field Goals Attempted, Season	30	1968, 1970	
17	1964	27	1969, 1988
18	1977	Fewest Field Goals Made, Season	
22	1979	7	1961
Most Field Goals Attempted, Game	8	1963, 1964	
7	vs. Buffalo	12	1979
6	6 times; Last vs. Washington		

Most Field Goals Made, Game

5	vs. Buffalo	Nov. 2, 1969
	vs. Buffalo	Dec. 7, 1969
	vs. Buffalo	Dec. 19, 1971
	vs. L.A. Raiders	Sept. 12, 1985
	vs. Cincinnati	Nov. 13, 1988
	vs. Chicago	Dec. 29, 1990
	vs. Denver	Sept. 20, 1993

Most Field Goals Made, Both Teams, Game

*8	Kansas City (5) vs. Buffalo (3)	Dec. 19, 1971
	*NFL RECORD	
7	Buffalo (2) vs. Kansas City (5)	Dec. 7, 1969
16	1970	
11	1968-69, 1971-72, 1985-86	
10	1980-81	

SAFETIES**Most Safeties, Season**

3 1988

Most Safeties, Game

1 Many times

FIRST DOWNS**Most First Downs, Season**

322 1991, 1994
315 1981
314 1983

Fewest First Downs, Season

163 1982 (9 games)
183 1970
208 1973

Most First Downs, Game

32	vs. Houston	Oct. 24, 1965
30	vs. L.A. Raiders	Dec. 22, 1991
29	vs. N.Y. Giants	Nov. 3, 1974
	vs. Denver	Oct. 24, 1976
	vs. Seattle	Nov. 22, 1981
	vs. San Diego	Sept. 20, 1981

Fewest First Downs, Game

4	vs. Tampa Bay	Dec. 16, 1979
7	vs. Boston	Oct. 23, 1964
	vs. Oakland	Dec. 12, 1970
8	10 times; Last vs. Miami	Oct. 11, 1987

Most First Downs, Both Teams, Game

59	Seattle (33) vs. KC (26)	Nov. 27, 1983 (OT)
58	Denver (34) vs. KC (24)	Nov. 18, 1974

Fewest First Downs, Both Teams, Games

15	Denver (8) vs. Kansas City (7)	Dec. 6, 1970
18	Kansas City (7) vs. Boston (11)	Oct. 23, 1964

Most First Downs, Rushing, Season

160 1978, 1981
130 1980
129 1969

Fewest First Downs, Rushing, Season

71 1982 (9 games)
79 1985
83 1970, 1983, 1986

Most First Downs, Rushing, Game

20	vs. Houston	Oct. 1, 1961
18	vs. Oakland	Oct. 20, 1968
	vs. Seattle	Nov. 22, 1981
16	8 times; Last vs. Buffalo	Oct. 7, 1991

Fewest First Downs, Rushing, Game

0 vs. Cincinnati *NFL RECORD Nov. 24, 1974

vs. Pittsburgh Nov. 10, 1985

vs. L.A. Raiders Dec. 6, 1992

1 5 times; Last vs. Pittsburgh Nov. 7, 1976

Most First Downs, Passing, Season

211 1994
208 1983
180 1993

Fewest First Downs, Passing, Season

79 1982 (9 games)
86 1970
89 1968

Most First Downs, Passing, Game

21	vs. Dallas	Nov. 20, 1983
	vs. Denver	Oct. 17, 1994
19	vs. Denver	Nov. 1, 1964
	vs. N.Y. Jets	Nov. 16, 1969
	vs. Denver	Oct. 30, 1983
	vs. Miami	Dec. 12, 1994

Fewest First Downs, Passing, Game

1	vs. Oakland	Oct. 20, 1968
	vs. Houston	Sept. 10, 1978
	vs. Tampa Bay	Dec. 16, 1979
2	4 times; Last vs. Seattle	Dec. 17, 1978

Most First Downs, Penalty, Season

29 1978, 1984, 1986
28 1979
27 1987

Fewest First Downs, Penalty, Season

4 1969
8 1965
9 1973

Most First Downs, Penalty, Game

9	vs. L.A. Raiders	Oct. 3, 1993
7	vs. L.A. Raiders	Sept. 17, 1989
5	vs. Dallas	Nov. 20, 1983
	vs. Buffalo	Dec. 4, 1983
	vs. L.A. Raiders	Sept. 16, 1984
	vs. Atlanta	Dec. 8, 1985
	vs. Cleveland	Nov. 20, 1994

Fewest First Downs, Penalty, Game

0 Many times

NET YARDS GAINED RUSHING AND PASSING**YARDS GAINED****Most Yards Gained, Season**

5,692 1994
5,596 1983
5,321 1991

Fewest Yards Gained, Season

2,498 1982 (9 games)
3,536 1973
3,577 1970

Most Yards Gained, Game

615	vs. Denver	Oct. 23, 1966
586	vs. Detroit	Oct. 14, 1990
551	vs. Buffalo	Sept. 30, 1962
542	vs. Houston	Oct. 24, 1965
537	vs. San Diego	Dec. 11, 1983

Fewest Yards Gained, Game

62	vs. Oakland	Nov. 8, 1963
80	vs. Tampa Bay	Dec. 16, 1979
104	vs. Buffalo	Oct. 29, 1973

106 vs. Oakland Dec. 8, 1973

121 vs. Denver Oct. 4, 1970

vs. Oakland Dec. 12, 1970

Most Yards Gained, Both Teams, Game

1,013	KC (537) vs. SD (476)	Dec. 11, 1983
968	SD (532) vs. KC (436)	Dec. 22, 1985
962	KC (431) vs. Sea (531)	Nov. 27, 1983 (OT)

Fewest Yards Gained, Both Teams, Game

323	KC (178) vs. NYJ (145)	Nov. 7, 1971
335	Houston (91) vs. KC (244)	Oct. 12, 1969
338	Oakland (276) vs. KC (62)	Nov. 8, 1963

Most Consecutive Games, 400 or More Yards Gained

3 1976, 1974

Most Consecutive Games, 300 or More Yards Gained

10 1966-67, 1989
7 1981, 1991
6 1961-62, 1964-65, 1984-85

PLAYS**Most Plays, Season**

1,098 1994

1,074 1983

1,057 1981

Fewest Passes Completed, Season

145 1982 (9 games)
 154 1970
 156 1968

Most Passes Completed, Game

37 vs. San Diego Oct. 9, 1994
 34 vs. Denver Oct. 17, 1994
 33 vs. Dallas Nov. 20, 1983
 vs. Miami Dec. 12, 1994

Fewest Passes Completed, Game

2 vs. Oakland Oct. 20, 1968

vs. Oakland Dec. 13, 1969
 5 7 times; Last vs. Seattle Dec. 17, 1978

Most Passes Completed, Both Teams, Game

62 Kansas City (31) vs. SD (31) Dec. 11, 1983
 55 San Diego (32) vs. KC (23) Oct. 14, 1984
 Tampa Bay (29) vs. KC (26) Oct. 28, 1984

Fewest Passes Completed, Both Teams, Game

12 Kansas City (7) vs. TB (5) Dec. 16, 1979
 13 Kansas City (2) vs. Oak (11) Dec. 13, 1969
 Boston (5) vs. Kansas City (8) Oct. 11, 1970

YARDS GAINED**Most Yards Gained, Passing, Season**

4,341 1983
 3,960 1994
 3,568 1984

Fewest Yards Gained, Passing, Season

1,555 1982 (9 games)
 1,660 1979
 1,719 1970

Most Yards Gained, Passing, Game

406 vs. San Diego Dec. 11, 1983
 395 vs. New Orleans Sept. 8, 1985
 393 vs. Denver Oct. 17, 1994
 391 vs. Dallas Nov. 20, 1983
 383 vs. Denver Nov. 1, 1964

Fewest Yards Gained, Passing, Game

-22 vs. Oakland Nov. 8, 1963
 15 vs. Seattle Sept. 30, 1979
 16 vs. Oakland Oct. 20, 1968
 18 vs. Denver Oct. 4, 1970
 22 vs. Tampa Bay Dec. 16, 1979

Most Yards Gained, Passing, Both Teams, Game

782 Kansas City (406) vs. SD (376) Dec. 11, 1983
 698 Kansas City (229) vs. Oak (469) Nov. 3, 1968

Fewest Yards Gained, Passing, Both Teams, Game

67 Kansas City (22) vs. TB (45) Dec. 16, 1979
 81 Houston (47) vs. KC (34) Sept. 10, 1978

TIMES SACKED**(Sacks kept since 1962)****Most Times Sacked, Season**

57 1980
 53 1975
 50 1986

Fewest Times Sacked, Season

19 1994
 21 1978, 1991
 22 1990

Most Times Sacked, Game

10 vs. Baltimore Nov. 2, 1980
 8 vs. Pittsburgh Dec. 5, 1982
 vs. L.A. Raiders Dec. 12, 1982

Most Times Sacked, Both Teams, Game

13 Cleveland (11) vs. KC (2) Sept. 30, 1984
 Houston (7) vs. KC (6) Sept. 21, 1986

COMPLETION PERCENTAGE**Most Consecutive Seasons Leading League, Completion Percentage**

*4 *NFL RECORD 1966-69

Highest Completion Percentage, Season

60.56 (322-195) 1962
 59.54 (435-259) 1989

59.51 (386-615) 1994

Lowest Completion Percentage, Season

44.36 (399-177) 1961
 47.61 (439-209) 1980
 48.90 (409-200) 1965

TOUCHDOWNS**Most Touchdowns, Passing, Season**

32 1964
 31 1966
 30 1963

Fewest Touchdowns, Passing, Season

7 1978, 1979
 10 1973, 1982 (9 games)

11 1974, 1977

Most Touchdowns, Passing, Game

6 vs. Denver Nov. 1, 1964
 5 4 times; Last vs. Miami Oct. 8, 1967

Most Touchdowns, Passing, Both Teams, Game

8 Denver (2) vs. Kansas City (6) Nov. 1, 1964
 Kansas City (4) vs. SD (4) Dec. 11, 1983

PASSES HAD INTERCEPTED**Most Passes Had Intercepted, Season**

27 1961
 26 1977
 25 1974

Fewest Passes Had Intercepted, Season

5 1990
 8 1982 (9 games)
 10 1993

Most Passes Had Intercepted, Game

7 vs. Pittsburgh Oct. 13, 1974
 6 vs. Seattle Nov. 4, 1984
 vs. L.A. Rams Oct. 20, 1985

Most Passes Had Intercepted, Both Teams, Game

9 Miami (6) vs. Kansas City (3) Nov. 13, 1986
 8 7 times
 Last, Seattle (5) vs. KC (3) Sept. 29, 1985

PUNTING**Most Seasons Leading League (Average Distance)**

*6 1968, 1971-73, 1979, 1984 *NFL RECORD

Most Consecutive Seasons Leading League

3 1971-73

Most Punts, Season

99 1966
 98 1984
 95 1985

Fewest Punts, Season

38 1982 (9 games)
 54 1962

57 1991

Most Punts, Game

11 vs. N.Y. Jets Sept. 18, 1965
 vs. Baltimore Sept. 2, 1979
 vs. San Francisco Nov. 17, 1985
 vs. Cleveland Nov. 19, 1989
 vs. San Diego Nov. 13, 1994
 10 vs. Denver Oct. 6, 1974
 vs. Oakland Oct. 5, 1960
 vs. N.Y. Jets Oct. 2, 1988

Fewest Punts, Game

0 vs. L.A. Raiders Dec. 22, 1991

AVERAGE YARDAGE

Highest Average Distance, Punting, Season		Lowest Average Distance, Punting, Season	
45.53 (80-3,642)	1973	36.06 (54-1,947)	1962
45.26 (65-2,942)	1968	38.53 (70-2,697)	1981
44.85 (66-2,960)	1972	38.67 (81-3,132)	1990

PUNT RETURNS

Most Seasons Leading League (Average Return)		26	1961, 1963
5	1960, 1968, 1970, 1979-80	27	1962
Most Punt Returns, Season		Most Punt Returns, Game	
58	1979	8	vs. San Diego Nov. 10, 1974
50	1981	7	vs. Oakland Sept. 23, 1979
45	1978		vs. N.Y. Giants Oct. 21, 1979
Fewest Punt Returns, Season		Most Punt Returns, Both Teams, Game	
15	1982 (9 games)	15	Baltimore (9) vs. KC (6) Sept. 2, 1979

YARDS GAINED

Most Yards, Punt Returns, Season		150	1971
612	1979	Most Yards, Punt Returns, Game	
581	1980	141	vs. Oakland Sept. 23, 1979
528	1981	131	vs. Boston Dec. 11, 1960
Fewest Yards, Punt Returns, Season		123	vs. Baltimore Nov. 2, 1980
126	1972		vs. Denver Oct. 16, 1987
129	1982 (9 games)	118	vs. Denver Dec. 19, 1965

AVERAGE YARDS RETURNING PUNTS

Highest Average, Punt Returns, Season		Lowest Average, Punt Returns, Season	
15.03 (33-496)	1960	4.34 (29-126)	1972
14.53 (40-581)	1980	4.69 (32-150)	1971
14.52 (31-450)	1968	6.56 (36-236)	1977

TOUCHDOWNS RETURNING PUNTS

Most Touchdowns, Punt Returns, Season		Most Touchdowns, Punt Returns, Both Teams, Game	
2	1968, 1979, 1980, 1992	*2	Kansas City (1) vs. Buffalo (1) Sept. 11, 1966
1	1960, 1965, 1966, 1987		*NFL RECORD
Most Touchdowns, Punt Returns, Game			
1	12 times: Last vs. Seattle Nov. 22, 1992		

KICKOFF RETURNS

Most Kickoff Returns, Season		34	1982 (9 games)
70	1987	37	1962
64	1976	Most Kickoff Returns, Game	
63	1977	10	vs. Oakland Nov. 2, 1967
Fewest Kickoff Returns, Season			vs. Seattle Sept. 20, 1987
31	1973	9	vs. Pittsburgh Nov. 10, 1985

YARDS GAINED

Most Yards, Kickoff Returns, Season		723	1982 (9 games)
1,538	1976	725	1973
1,465	1961	Most Yards, Kickoff Returns, Game	
1,456	1978	251	vs. Miami Dec. 12, 1994
Fewest Yards, Kickoff Returns, Season		245	vs. San Diego Oct. 15, 1967
722	1992	236	vs. Pittsburgh Nov. 10, 1985

AVERAGE YARDAGE

Highest Average, Kickoff Returns, Season		Lowest Average, Kickoff Returns, Season	
27.64 (53-1,465)	1961	16.52 (56-925)	1988
26.59 (41-1,090)	1969	17.04 (46-784)	1990
25.81 (37-955)	1962	17.20 (54-929)	1983

TOUCHDOWNS

Most Touchdowns, Kickoff Returns, Season		Most Touchdowns, Kickoff Returns, Game	
2	1987	1	8 times; Last vs. Miami Dec. 12, 1994
1	1961, 1963, 1967, 1969, 1986, 1994		

FUMBLES

Most Fumbles, Season		Most Fumbles, Game	
42	1980	*10	vs. Houston *NFL RECORD Oct. 12, 1969
Fewest Fumbles, Season		Most Fumbles, Both Teams, Game	
13	1982 (9 games)	*14	Kansas City (10) vs. Hou (4) Oct. 12, 1969
21	1966, 1988, 1994		*NFL RECORD

FUMBLES LOST

Most Fumbles Lost, Season		8	1967, 1991
24	1981, 1987	Most Fumbles Lost, Game	
Fewest Fumbles Lost, Season		6	vs. Houston Oct. 12, 1969
4	1982 (9 games)		

TURNOVERS

(Number of times losing the ball on interceptions and fumbles)			
Most Turnovers, Season		Fewest Turnovers, Season	
47	1977	*12	*NFL RECORD (9 games) 1982

19 1990
Most Turnovers, Game
 9 vs. Buffalo
 vs. Pittsburgh

Oct. 17, 1965
 Oct. 13, 1974

8 vs. San Diego Sept. 20, 1981
Most Turnovers, Both Teams, Game
 16 Houston (9) vs. Kansas City (7) Oct. 12, 1969

PENALTIES

Fewest Penalties, Season
 43 1982 (9 games)
 52 1963

Most Penalties, Season
 127 1994
 122 1993

Fewest Penalties, Game

0 vs. Buffalo Oct. 2, 1966
 vs. Oakland Dec. 8, 1974
 1 16 times; Last vs. San Diego Sept. 28, 1991

Most Penalties, Game

14 vs. Atlanta Sept. 18, 1994

vs. Denver Oct. 17, 1994
 13 vs. L.A. Raiders Oct. 9, 1983
 vs. Indianapolis Oct. 7, 1990

Fewest Penalties, Both Teams, Game

1 Buffalo (1) vs. Kansas City (0) Oct. 2, 1986

Most Penalties, Both Teams, Game

25 Kansas City (11) vs. Den (14) Sept. 20, 1993
 24 Kansas City (13) vs. Raid (11) Oct. 9, 1983
 L.A. Raiders (12) vs. KC (12) Sept. 16, 1984
 L.A. Raiders (14) vs. KC (10) Dec. 13, 1987
 Kansas City (14) vs. Atl (10) Sept. 18, 1994
 Kansas City (14) vs. Den (10) Oct. 17, 1994

YARDS PENALIZED

Fewest Yards Penalized, Season

371 1982 (9 games)
 515 1974

Most Yards Penalized, Season

1,048 1978

Fewest Yards Penalized, Game

0 vs. Buffalo Oct. 2, 1966
 vs. Oakland Dec. 6, 1974
 5 7 times; Last vs. Denver Dec. 7, 1986

Most Yards Penalized, Game

154 vs. Oakland Nov. 1, 1970
 141 vs. San Diego Oct. 25, 1987
 129 vs. N.Y. Jets Nov. 16, 1969

Fewest Yards Penalized, Both Teams, Game

10 Boston (0) vs. KC (10) Nov. 17, 1968
 Oakland (10) vs. KC (0) Dec. 8, 1974

Most Yards Penalized, Both Teams, Game

259 Kansas City (141) vs. SD (118) Oct. 25, 1987
 258 L.A. Raiders (132) vs. KC (126) Sept. 16, 1984

DEFENSE

SCORING

Fewest Points Allowed, Season

170 1968
 177 1969

184 1982 (9 games)

Most Points Allowed, Season

388 1987
 376 1976
 367 1983

Most Points Allowed, Game

51 vs. Seattle Nov. 27, 1983 (OT)
 50 vs. Buffalo Oct. 3, 1976
 45 vs. San Diego Oct. 15, 1967
 vs. Pittsburgh Nov. 7, 1976

vs. Seattle Nov. 4, 1984
 vs. Miami Dec. 12, 1994

Fewest Touchdowns Allowed, Season

18 1968
 19 1969
 21 1971

Most Touchdowns Allowed, Season

51 1976
 45 1987
 44 1975, 1983

Most Touchdowns Allowed, Game

7 vs. Buffalo Oct. 3, 1976
 6 10 times; Last vs. Miami Dec. 12, 1994

FIRST DOWNS

Fewest First Downs Allowed, Season

170 1982 (9 games)
 181 1969
 200 1965

Most First Downs Allowed, Season

344 1987
 336 1985
 335 1984

Fewest First Downs Allowed, Game

6 vs. Boston Sept. 21, 1969
 vs. Boston Oct. 11, 1970
 vs. Chicago Dec. 29, 1990
 7 8 times; Last vs. Denver Dec. 6, 1970

Most First Downs Allowed, Game

35 vs. San Diego Oct. 19, 1986
 34 vs. Denver Nov. 18, 1974
 vs. Cleveland Oct. 30, 1977

Fewest First Downs Allowed, Rushing, Season

52 1968
 53 1969
 67 1965

Most First Downs Allowed, Rushing, Season

169 1977
 162 1988
 149 1975

Fewest First Downs Allowed, Rushing, Game

0 vs. Houston Dec. 4, 1960
 vs. Buffalo Dec. 3, 1967
 vs. Denver Oct. 3, 1971

1 10 times; Last vs. Denver Sept. 20, 1993

Most First Downs Allowed, Rushing, Game

21 vs. Pittsburgh Nov. 7, 1976
 19 vs. Cleveland Oct. 30, 1977

Fewest First Downs Allowed, Passing, Season

92 1982 (9 games)
 95 1973
 111 1969, 1970

Most First Downs Allowed, Passing, Season

192 1984
 184 1985
 179 1980

Fewest First Downs Allowed, Passing, Game

10 vs. Houston 'NFL RECORD' Oct. 9, 1988
 2 5 times; Last vs. Houston Sept. 10, 1978

Most First Downs Allowed, Passing, Game

25 vs. Denver Nov. 18, 1974
 22 vs. Cincinnati Dec. 6, 1987

Fewest First Downs Allowed, Penalty, Season

9 1982 (9 games)
 11 1964
 13 1980

Most First Downs Allowed, Penalty, Season

36 1993
 33 1987
 32 1970, 1994

Most First Downs Allowed, Penalty, Game

6 5 times; Last vs. Tampa Bay Sept. 5, 1993

NET YARDS ALLOWED RUSHING AND PASSING

YARDS ALLOWED

Fewest Yards Allowed, Season

2,733 1982 (9 games)
 3,163 1969
 3,575 1983

Most Yards Allowed, Season

5,658 1985
 5,639 1987
 5,625 1984

Fewest Yards Allowed, Game

91 vs. Houston Oct. 12, 1969
 100 vs. Boston Sept. 21, 1969
 105 vs. Boston Dec. 14, 1963
 vs. Boston Oct. 11, 1970

Most Yards Allowed, Game

563 vs. Houston Dec. 16, 1990
 542 vs. N.Y. Jets Oct. 2, 1988 (OT)
 539 vs. Oakland Nov. 3, 1968
 vs. Oakland Oct. 3, 1977

PLAYS

Fewest Plays Allowed, Season

556 1982 (9 games)
 808 1969
 813 1971

Most Plays Allowed, Season

1,159 1984
 1,126 1985
 1,102 1981

Fewest Plays Allowed, Game

39 vs. Houston Oct. 22, 1967
 40 vs. Cincinnati Oct. 13, 1968
 vs. Boston Sept. 21, 1969

Most Plays Allowed, Game

97 vs. N.Y. Jets Oct. 2, 1988 (OT)
 95 vs. San Diego Oct. 19, 1986
 91 vs. Chicago Nov. 8, 1981

RUSHING

ATTEMPTS

Fewest Attempts Allowed, Rushing, Season

279 1982 (9 games)
 316 1969
 343 1967

Most Attempts Allowed, Rushing, Season

634 1977
 609 1988
 601 1978

Fewest Attempts Allowed, Rushing, Game

11 vs. New Orleans Sept. 4, 1994
 12 vs. N.Y. Jets Nov. 27, 1966
 13 vs. New England Dec. 2, 1990
 vs. L.A. Raiders Dec. 22, 1991

Most Attempts Allowed, Rushing, Game

65 vs. Buffalo Oct. 29, 1973
 62 vs. Tampa Bay Dec. 16, 1979
 61 vs. Oakland Dec. 8, 1973
 vs. Chicago Nov. 8, 1981

YARDS ALLOWED

Fewest Yards Allowed, Rushing, Season

1,066 1982 (9 games)
 1,091 1969
 1,250 1962

Most Yards Allowed, Rushing, Season

2,971 1977
 2,861 1976
 2,712 1975

Fewest Yards Allowed, Rushing, Game

-27 vs. Houston Dec. 4, 1960
 3 vs. San Diego Nov. 19, 1961
 12 vs. Tampa Bay Sept. 13, 1981

Most Yards Allowed, Rushing, Game

330 vs. Pittsburgh Nov. 7, 1976
 322 vs. Cleveland Oct. 30, 1977
 299 vs. New Orleans Sept. 26, 1976

TOUCHDOWNS ALLOWED

Fewest Touchdowns Allowed, Rushing, Season

4 1968
 6 1969, 1971
 7 1982 (9 games)

Most Touchdowns Allowed, Rushing, Season

24 1975, 1976

23 1977, 1988
 21 1978

Most Touchdowns Allowed, Rushing, Game

5 vs. Pittsburgh Nov. 7, 1976
 4 5 times; Last vs. Miami Oct. 11, 1987

PASSING

ATTEMPTS ALLOWED

Fewest Pass Attempts Allowed, Season

262 1982 (9 games)
 324 1973
 325 1975

Most Pass Attempts Allowed, Season

586 1984
 576 1985
 569 1986

Fewest Pass Attempts Allowed, Game

9 vs. N.Y. Jets

Nov. 7, 1971

vs. Oakland Dec. 8, 1974
 10 vs. L.A. Rams Sept. 16, 1973
 vs. San Diego Dec. 18, 1988
 12 vs. Philadelphia Oct. 22, 1972
 vs. Buffalo Oct. 29, 1973
 vs. L.A. Rams Nov. 28, 1982

Most Pass Attempts Allowed, Game

65 vs. San Diego Oct. 19, 1986
 61 vs. Seattle Sept. 29, 1985
 60 vs. Oakland Oct. 5, 1980

COMPLETIONS

Fewest Pass Completions Allowed, Season

155 1982 (9 games)
 157 1973
 175 1977

Most Pass Completions Allowed, Season

332 1985
 329 1984
 312 1993

Fewest Pass Completions Allowed, Game

3 vs. Houston Oct. 22, 1967
 vs. New York Jets Nov. 7, 1971
 vs. Oakland Dec. 8, 1974

4 vs. San Diego Nov. 2, 1986
 vs. Houston Oct. 9, 1968

Most Pass Completions Allowed, Game

37 vs. San Diego Dec. 22, 1985
 vs. San Diego Oct. 19, 1986
 34 vs. L.A. Raiders Sept. 12, 1985

YARDS ALLOWED

Fewest Yards Allowed, Passing, Season

1,619 1973
1,667 1982 (9 games)
1,768 1989

Most Yards Allowed, Passing, Season

3,662 1990
3,645 1984
3,626 1981

Fewest Yards Allowed, Passing, Game

9 vs. New York Jets Nov. 7, 1971
12 vs. Oakland Dec. 8, 1974
17 vs. Cincinnati Oct. 13, 1968

Most Yards Allowed, Passing, Game

499 vs. Houston Dec. 16, 1990
469 vs. Oakland Nov. 3, 1968
459 vs. Denver Nov. 18, 1974

TOUCHDOWNS

Fewest Touchdowns Allowed, Passing, Season

10 1969
11 1971, 1973
12 1982 (9 games), 1988

Most Touchdowns Allowed, Passing, Season

25 1964, 1976, 1980, 1987
23 1994
22 1974, 1979, 1985

Most Touchdowns Allowed, Passing, Game

4 7 times; Last vs. Buffalo Oct. 30, 1994

SACKS

Most Seasons Leading League

4 1960, 1965, 1969, 1990

Most Sacks, Season

60 1990

Fewest Sacks, Season

15 1982 (9 games)
22 1976

Most Sacks, Game

11 vs. Cleveland Sept. 30, 1984

9 vs. Buffalo

Nov. 2, 1969

vs. Seattle

Nov. 11, 1990

Most Opponents Yards Lost

Attempting to Pass, Season

439 1968

Fewest Opponents Yards Lost

Attempting to Pass, Season

120 1982 (9 games)

157 1988

INTERCEPTIONS BY

Most Consecutive Seasons Leading League

5 1966-70

Most Passes Intercepted By, Season

37 1968
33 1966
32 1960, 1962, 1969

Fewest Passes Intercepted By, Season

11 1987
12 1982 (9 games), 1994

15 1989, 1991

Most Passes Intercepted By, Game

7 vs. San Diego Dec. 8, 1968
6 6 times; Last vs. Seattle Dec. 9, 1984

Most Consecutive Games, One or More

Interceptions By

23 1967-69

18 1966-67

RETURN YARDS

Most Yards Returning Interceptions, Season

596 1969
578 1967
567 1986

Fewest Yards Returning Interceptions, Season

140 1987

161 1976

166 1988

Most Yards Returning Interceptions, Game

142 vs. L.A. Raiders Oct. 28, 1991
136 vs. Seattle Dec. 11, 1977

TOUCHDOWNS

Most Touchdowns Returning Interceptions, Season

6 1992
5 1972, 1974

Most Touchdowns Returning Interceptions, Game

2 vs. Denver Oct. 1, 1972
vs. Denver Dec. 19, 1982
vs. San Diego Oct. 19, 1986

vs. Denver

Dec. 27, 1992

Most Touchdowns Returning Interceptions

Both Teams, Game

*4 Seattle (4) vs. Kansas City (0) Nov. 4, 1984
*NFL RECORD

3 Kansas City (2) vs. SD (1) Oct. 19, 1986

OPPONENTS INTERCEPTIONS

YARDS GAINED

Most Yards Interception Returns

Opponents, Season

686 1984

Most Yards Interception Returns, Opponent, Game

*325 vs. Seattle *NFL RECORD Nov. 4, 1984

TOUCHDOWNS

Most Touchdowns Returning Interceptions

Opponents, Season

7 1984

Most Touchdowns Returning Interceptions

Opponent, Game

*4 vs. Seattle *NFL RECORD Nov. 4, 1984

PUNT RETURNS

Fewest Opponents Punt Returns, Season

22 1982 (9 games)
26 1962

Most Opponents Punt Returns, Season

60 1984

Most Opponents Punt Returns, Game

9 vs. Cincinnati Nov. 24, 1974

Fewest Yards Allowed, Punt Returns, Season

190 1991

Most Yards Allowed, Punt Returns, Season

702 1977

Most Yards Allowed, Punt Returns, Game

170 vs. San Diego Sept. 26, 1965

Lowest Average Allowed, Punt Returns, Season

6.37 (46-293) 1981

Highest Average Allowed, Punt Returns, Season

15.36 (22-338) (9 games) 1982

14.93 (29-433) 1965

Most Touchdowns Allowed, Punt Returns, Season

2 1982, 1990

KICKOFF RETURNS

Fewest Opponents Kickoff Returns, Season

40 1973

Most Opponents Kickoff Returns, Season

84 1986

Fewest Yards Allowed, Kickoff Returns, Season

794 1982 (9 games)

958 1977

Most Yards Allowed, Kickoff Returns, Season

2,045 *NFL RECORD 1966

Most Yards Allowed, Kickoff Returns, Game

289 vs. Denver Sept. 7, 1963

Lowest Average Allowed, Kickoff Returns, Season

18.00 (71-1,278) 1986

Highest Average Allowed, Kickoff Returns, Season

25.78 (40-1,031) 1973

Most Touchdowns Allowed

Kickoff Returns, Season

2 1988, 1989

FUMBLES

Fewest Opponents Fumbles, Season

16 1971

18 1982 (9 games)

Most Opponents Fumbles, Season

42 1981

40 1975

TURNOVERS

Fewest Opponents Turnovers, Season

22 1982 (9 games)

28 1967

Most Opponents Turnovers, Season

51 1983

49 1962, 1968, 1986

Most Opponents Turnovers, Game

9 vs. Houston Oct. 28, 1962

vs. Houston Oct. 12, 1969

vs. St. Louis Oct. 2, 1983

OPPONENT SINGLE GAME INDIVIDUAL RECORDS

Pass Attempts

58 Mark Herrmann, San Diego Dec. 22, 1985

Pass Completions

37 Mark Herrmann, San Diego Dec. 22, 1985

Passing Yards (Games with 400+ Yards)

527 Warren Moon, Houston Dec. 16, 1990

445 Charley Johnson, Denver Nov. 18, 1974

413 Pete Beathard, Houston Sept. 9, 1968

Touchdown Passes

5 George Blanda, Houston Oct. 24, 1965

Interceptions Thrown

6 John Hadl, San Diego Dec. 8, 1968

Long Pass

90 Norm Johnson to Rich Upchurch, Denver Sept. 21, 1975

Pass Receptions

14 Kellen Winslow, San Diego Dec. 11, 1983

Receiving Yards

245 Haywood Jeffires, Houston Dec. 16, 1990

Touchdown Receptions

3 Shannon Sharpe, Denver Dec. 12, 1993

Kellen Winslow, San Diego Dec. 11, 1983

Bob Chandler, Buffalo Oct. 3, 1976

Rushing Attempts

39 Marion Butts, San Diego Dec. 17, 1969

Ricky Bell, Tampa Bay Dec. 16, 1979

O.J. Simpson, Buffalo Oct. 29, 1973

Rushing Yards (Games with 200+ Yards)

217 Gary Anderson, San Diego Dec. 18, 1988

214 Greg Pruitt, Cleveland Dec. 14, 1975

207 Curt Warner, Seattle Nov. 27, 1983 (OT)

Rushing Touchdowns

3 Rodney Hampton, N.Y. Giants Dec. 19, 1992

Marcus Allen, L.A. Raiders Nov. 25, 1990

Curt Warner, Seattle Nov. 27, 1983 (OT)

Walter Payton, Chicago Nov. 13, 1977

Pete Banaszak, Oakland Dec. 21, 1975

Greg Pruitt, Cleveland Dec. 14, 1975

Jon Keyworth, Denver Nov. 18, 1974

Long Run

87 Paul Lowe, San Diego Sept. 10, 1961

Interceptions Made

3 David Fulcher, Cincinnati Oct. 1, 1989

Long Interception Return

101 Tony Greene, Buffalo Oct. 3, 1976

Long Punt Return

95 Johnny Bailey, Chicago Dec. 29, 1990

Long Kickoff Return

100 Nemiah Wilson, Denver Oct. 8, 1966

Long Punt

83 Chris Norman, Denver Sept. 23, 1984

Long Field Goal

55 John Kasay, Seattle Jan. 2, 1994

Times Sacked

11 Paul McDonald, Cleveland Sept. 30, 1984

Touchdowns On Interception Returns

2 Dave Brown, Seattle Nov. 4, 1984

Fumbles

6 Dave Krieg, Seattle Nov. 5, 1989

THAT CHAMPIONSHIP FEELING

Eleven current Chiefs were part of a national championship team in college. Here's a look:

Player	Year(s)	College
Arnold Ale	1988	Notre Dame
Marcus Allen	1978	Southern Cal.
Donnell Bennett	1991	Miami (Fla.)
Wesley Carroll	1989	Miami (Fla.)
Jaime Fields	1991	Washington
Tim Grunhard	1988	Notre Dame
Lindsay Knapp	1988	Notre Dame
Ronnie Lott	1978	Southern Cal
Dave Szott	1986	Penn State
Tamarick Vanover	1993	Florida State
Ronnie Woolfork	1990	Colorado

TOP PERFORMANCES

150-Yard Pass Receivers

Date	Opp.	Player	Att.	Yards
10/12/62	@ Boston	Chris Burford	10	171
11/29/64	@ N.Y. Jets	Frank Jackson	10	175
12/19/65	Denver	Curtis McClinton	5	213
10/30/66	Houston	Otis Taylor	5	187
10/18/71	Pittsburgh	Otis Taylor	6	190
11/10/74	San Diego	Larry Brunson	8	184
12/21/80	@ Baltimore	Henry Marshall	9	176
12/11/83	@ San Diego	Carlos Carson	7	165
10/14/84	San Diego	Carlos Carson	7	165
11/25/84	@ N.Y. Giants	Carlos Carson	5	153
12/ 9/84	Seattle	Henry Marshall	8	166
9/ 9/85	@ New Orleans	Carlos Carson	8	173
12/22/85	San Diego	Stephone Paige	8	309
10/25/87	@ San Diego	Carlos Carson	9	197
10/ 2/88	@ N.Y. Jets	Carlos Carson	5	162
10/ 9/89	@ Pittsburgh	Stephone Paige	7	163
9/17/90	@ Denver	Stephone Paige	10	206
11/24/91	@ Cleveland	Emile Harry	11	159
12/22/91	@ L.A. Raiders	J.J. Birden	8	188
10/11/92	Philadelphia	Willie Davis	5	167

300-Yard Passers

Date	Opp.	Player	Att.	Comp.	Yds.	TD
10/ 2/60	N.Y. Titans	Cotton Davidson	31	19	333	1
12/18/60	Buffalo	Cotton Davidson	37	18	334	2
11/ 3/61	@ Boston	Cotton Davidson	34	18	300	2
10/12/62	@ Boston	Len Dawson	31	16	302	2
10/ 4/64	Houston	Len Dawson	36	19	320	3
11/ 1/64	Denver	Len Dawson	38	23	435	6
12/12/65	@ Buffalo	Len Dawson	37	23	356	3
11/20/66	Boston	Len Dawson	38	25	324	2
10/15/67	@ San Diego	Len Dawson	37	24	364	1
11/17/68	Boston	Len Dawson	31	17	333	3
10/19/69	Miami	Mike Livingston	34	17	308	1
11/10/74	San Diego	Len Dawson	44	26	381	1
11/30/75	@ Baltimore	Len Dawson	36	25	307	2
10/ 3/76	@ Buffalo	Tony Adams	32	17	319	2
10/10/76	@ Washington	Mike Livingston	29	15	332	2
12/21/80	@ Baltimore	Bill Kenney	28	17	316	3
9/20/81	San Diego	Bill Kenney	41	22	303	1
9/18/83	@ Washington	Bill Kenney	46	20	330	0
10/16/83	N.Y. Giants	Bill Kenney	36	25	342	4
10/30/83	@ Denver	Bill Kenney	52	27	365	1
11/20/83	@ Dallas	Bill Kenney	39	23	337	2
11/27/83	@ Seattle	Bill Kenney	38	21	311	4
12/ 4/83	Buffalo	Bill Kenney	43	22	306	0
12/11/83	@ San Diego	Bill Kenney	41	31	411	4
10/28/84	Tampa Bay	Bill Kenney	46	26	332	2
12/ 9/84	Seattle	Bill Kenney	37	18	312	2
9/ 9/85	@ New Orleans	Bill Kenney	34	22	397	3
10/13/85	@ San Diego	Bill Kenney	36	24	304	2
10/25/87	@ San Diego	Bill Kenney	37	22	328	2
12/27/87	Seattle	Bill Kenney	35	23	320	3
10/ 2/88	@ N.Y. Jets	Steve DeBerg	34	17	312	2
10/28/89	@ Pittsburgh	Steve DeBerg	36	24	338	1
9/17/90	@ Denver	Steve DeBerg	45	26	395	2
12/ 2/90	@ New England	Steve DeBerg	21	15	331	2
11/24/91	@ Cleveland	Steve DeBerg	50	30	319	1
10/ 4/92	@ Denver	Dave Krieg	31	22	301	1
11/15/92	Washington	Dave Krieg	29	19	302	2
9/ 4/94	@ New Orleans	Joe Montana	33	24	315	2
9/18/94	@ Atlanta	Joe Montana	39	28	361	2
10/ 9/94	@ San Diego	Joe Montana	55	37	310	0
10/17/94	@ Denver	Joe Montana	54	34	393	3
12/ 4/94	Denver	Steve Bono	37	18	323	1
12/12/94	@ Miami	Steve Bono	55	33	314	2

100-Yard Rushers

Date	Opp.	Player	Att.	Yards
11/13/60	Denver	Abner Haynes	15	114
11/24/60	@ N.Y. Titans	Abner Haynes	14	167
9/10/61	San Diego	Jack Spikes	7	109
10/ 1/61	Houston	Abner Haynes	19	117
10/ 1/61	Houston	Jack Spikes	15	146
10/ 8/61	@ Denver	Abner Haynes	26	139
11/26/61	Oakland	Abner Haynes	14	158
12/10/61	Denver	Frank Jackson	16	106
9/ 8/62	Boston	Abner Haynes	19	122
9/30/62	Buffalo	Abner Haynes	16	164
11/11/62	@ N.Y. Titans	Abner Haynes	24	107
11/11/62	@ N.Y. Titans	Curtis McClinton	19	102
11/25/62	Oakland	Abner Haynes	18	112
11/25/62	Oakland	Curtis McClinton	12	109
12/ 9/62	Denver	Curtis McClinton	15	105
11/ 3/63	@ Oakland	Curtis McClinton	15	101

9/27/64	@Oakland	Abner Haynes	12	106
11/22/64	@Houston	Abner Haynes	25	156
11/29/64	@N.Y. Jets	Abner Haynes	11	120
10/24/65	@Houston	Mack Lee Hill	17	130
11/28/65	Houston	Mack Lee Hill	9	119
9/11/66	@Buffalo	Bert Coan	11	101
10/23/66	@Denver	Bert Coan	13	111
10/30/66	Houston	Mike Garrett	9	102
12/18/66	@San Diego	Mike Garrett	25	161
9/24/67	@Miami	Mike Garrett	20	131
10/29/67	Denver	Mike Garrett	20	101
11/ 5/67	N.Y. Jets	Mike Garrett	23	192
12/17/67	@Denver	Mike Garrett	20	169
9/28/68	@Miami	Robert Holmes	13	123
10/20/68	Oakland	Mike Garrett	24	109
11/10/68	@Cincinnati	Robert Holmes	21	158
10/26/69	Cincinnati	Warren McVea	17	141
11/16/69	@N.Y. Jets	Warren McVea	15	102
11/ 1/70	Oakland	Ed Podolak	19	108
11/22/70	St. Louis	Ed Podolak	23	112
12/ 6/70	Denver	Ed Podolak	12	139
10/24/71	Washington	Ed Podolak	24	110
11/ 5/72	Oakland	Ed Podolak	27	115
12/10/72	Baltimore	Wendell Hayes	19	104
11/12/73	Chicago	Ed Podolak	28	134
12/ 2/73	Cleveland	Willie Ellison	20	108
10/27/74	@San Diego	Ed Podolak	23	146
11/18/74	@Denver	Ed Podolak	18	114
12/ 8/74	Oakland	Jeff Kinney	21	124
10/12/75	Oakland	Woody Green	24	101
11/23/75	Detroit	Woody Green	19	135
11/23/75	Detroit	MacArthur Lane	16	108
11/28/76	@San Diego	Ed Podolak	25	127
12/12/76	Cleveland	Ed Podolak	29	137
10/ 3/77	Oakland	Tony Reed	12	119
11/13/77	@Chicago	Ed Podolak	29	102
9/ 2/78	@Cincinnati	Mark Bailey	26	106
9/10/78	Houston	Tony Reed	16	141
9/17/78	@N.Y. Giants	Tony Reed	14	114
10/ 1/78	@Buffalo	MacArthur Lane	17	144
11/12/78	@San Diego	Arnold Morgado	29	115
11/26/78	San Diego	Ted McKnight	11	104
12/17/78	@Seattle	Tony Reed	11	121
9/30/79	@Seattle	Ted McKnight	12	147
10/21/79	N.Y. Giants	Tony Reed	20	106
11/18/79	@Oakland	Mike Williams	28	109
10/ 4/81	@New England	Joe Delaney	18	101
10/11/81	Oakland	Joe Delaney	28	106
10/18/81	Denver	Joe Delaney	21	149
11/ 1/81	@San Diego	Joe Delaney	23	117
11/15/81	Houston	Joe Delaney	23	193
11/22/81	Seattle	James Hadnot	10	106
12/20/81	@Minnesota	Billy Jackson	25	102
12/ 8/85	Atlanta	Mike Pruitt	16	102
9/13/87	San Diego	Christian Okoye	21	105
12/27/87	Seattle	Herman Heard	12	107
11/13/88	Cincinnati	Christian Okoye	16	102
9/24/89	@San Diego	Christian Okoye	16	112
10/ 1/89	Cincinnati	Christian Okoye	25	101
10/ 8/89	@Seattle	Christian Okoye	30	156
10/22/89	Dallas	Christian Okoye	33	170
10/29/89	@Pittsburgh	Christian Okoye	23	101
11/ 5/89	Seattle	Christian Okoye	37	126
12/ 3/89	Miami	Christian Okoye	32	148
12/10/89	@Green Bay	Christian Okoye	38	131
9/23/90	@Green Bay	Christian Okoye	23	122
10/14/90	Detroit	Barry Word	18	200
12/ 2/90	@New England	Barry Word	19	112
12/23/90	@San Diego	Barry Word	28	106
9/ 1/91	Atlanta	Christian Okoye	22	143
10/ 7/91	Buffalo	Christian Okoye	29	122
10/ 7/91	Buffalo	Harvey Williams	20	103
10/13/91	Miami	Christian Okoye	23	153
12/14/91	@San Francisco	Barry Word	17	115
12/22/91	@L.A. Raiders	Barry Word	35	152
9/20/92	@Houston	Barry Word	22	114
9/28/92	L.A. Raiders	Barry Word	27	125
12/24/94	@L.A. Raiders	Marcus Allen	33	132

YEAR-BY-YEAR LEADERS

RUSHING

Year		No.	Yds.	Avg.	LG	TD
*1960	Abner Haynes	156	875	5.6	67	9
1961	Abner Haynes	179	841	4.7	59	9
1962	Abner Haynes	221	1049	4.8	71	19
1963	Curtis McClinton	142	568	4.8	36	6
1964	Abner Haynes	137	713	5.2	80	8
1965	Curtis McClinton	175	661	3.8	48	6
1966	Mike Garrett	147	801	5.4	77	6
1967	Mike Garrett	236	1087	4.6	58	9
1968	Robert Holmes	174	866	5.0	76	7
1969	Mike Garrett	168	732	4.4	34	6
1970	Ed Podolak	168	749	4.5	65	3
1971	Ed Podolak	184	708	3.8	25	9
1972	Ed Podolak	171	615	3.6	28	4
1973	Ed Podolak	211	721	3.4	25	3
1974	Woody Green	135	509	3.8	43	3
1975	Woody Green	167	611	3.7	42	5
1976	MacArthur Lane	162	542	3.3	20	5
1977	Ed Podolak	133	550	4.1	41	5
1978	Tony Reed	206	1053	5.1	62	6
1979	Ted McKnight	153	755	4.9	84	8
1980	Ted McKnight	206	693	3.4	25	3
1981	Joe Delaney	234	1121	4.8	82	3
1982	Joe Delaney	95	380	4.0	36	0
1983	Billy Jackson	152	499	3.3	19	2
1984	Herman Heard	165	684	4.1	69	4
1985	Herman Heard	164	595	3.6	33	4
1986	Mike Pruitt	139	448	3.2	16	2
1987	Christian Okoye	157	660	4.2	43	3
1988	Christian Okoye	105	473	4.5	48	3
*1989	Christian Okoye	370	1480	4.0	59	12
1990	Barry Word	204	1015	5.0	53	4
1991	Christian Okoye	225	1031	4.6	48	9
1992	Barry Word	163	607	3.7	44	4
1993	Marcus Allen	206	764	3.7	39	12
1994	Marcus Allen	189	709	3.8	36	7

PASSING

Year		Att.-Comp.	Yards	Pct.	Int.	TD
1960	Cotton Davidson	379-179	2474	.472	16	15
1961	Cotton Davidson	330-151	2445	.458	23	17
*1962	Len Dawson	310-189	2759	.610	17	29
1963	Len Dawson	352-190	1389	.540	19	26
*1964	Len Dawson	354-199	2879	.562	18	30
1965	Len Dawson	305-163	2262	.534	14	21
*1966	Len Dawson	284-159	2527	.560	10	26
1967	Len Dawson	357-206	2651	.577	17	24
*1968	Len Dawson	224-131	2109	.585	9	17
1969	Len Dawson	166- 98	1323	.590	13	9
1970	Len Dawson	262-141	1876	.538	14	13
1971	Len Dawson	301-167	2504	.552	13	15
1972	Len Dawson	305-175	1835	.574	12	13
1973	Mike Livingston	145- 75	916	.517	7	6
1974	Len Dawson	235-138	1573	.587	13	7
1975	Len Dawson	140- 93	1095	.664	4	5
1976	Mike Livingston	338-189	2682	.559	13	12
1977	Mike Livingston	282-143	1823	.507	9	15
1978	Mike Livingston	290-159	1573	.548	13	5
1979	Steve Fuller	270-146	1484	.541	14	6
1980	Steve Fuller	320-193	2250	.603	12	10
1981	Bill Kenney	274-147	1983	.536	16	9
1982	Bill Kenney	169- 95	1192	.562	6	7
1983	Bill Kenney	603-346	4348	.574	18	24
1984	Bill Kenney	282-151	2098	.535	10	15
1985	Bill Kenney	338-181	2536	.536	9	17
1986	Bill Kenney	308-161	1922	.523	11	13
1987	Bill Kenney	273-154	2107	.564	9	15
1988	Steve DeBerg	414-224	2935	.541	16	16
1989	Steve DeBerg	324-196	2529	.605	16	11
1990	Steve DeBerg	444-258	3444	.581	4	23
1991	Steve DeBerg	434-256	2965	.590	14	17
1992	Dave Krieg	413-230	3115	.557	12	15
1993	Joe Montana	298-181	2144	.607	7	13
1994	Joe Montana	493-299	3283	.606	9	16

PASS RECEIVING

Year		No.	Yds.	Avg.	LG	TD
1960	Abner Haynes	55	576	10.5	34	3
1961	Chris Burford	51	850	16.7	54	5
1962	Chris Burford	45	645	14.4	49	12
1963	Chris Burford	68	824	12.1	69	9
1964	Frank Jackson	62	943	15.2	72	9
1965	Chris Burford	47	575	12.2	57	6
1966	Otis Taylor	58	1297	22.4	89	8
1967	Otis Taylor	59	958	16.2	71	11
1968	Mike Garrett	33	359	10.9	43	3
1969	Mike Garrett	43	432	10.0	41	2
1970	Otis Taylor	34	618	18.2	59	3
1971	Otis Taylor	57	1110	19.5	82	7
1972	Otis Taylor	57	821	14.4	44	6
1973	Ed Podolak	55	445	8.1	25	0
1974	Ed Podolak	43	306	7.1	26	1
1975	Ed Podolak	37	332	9.0	21	2

Year		No.	Yds.	Avg.	LG	TD
*1976	MacArthur Lane	66	686	10.4	44	1
1977	Walter White	48	674	14.0	48	5
1978	Tony Reed	48	483	10.1	44	1
1979	Ted McKnight	38	226	6.0	24	0
1980	Henry Marshall	47	799	17.0	75	6
1981	J.T. Smith	63	852	13.5	42	2
1982	Henry Marshall	40	549	13.7	44	3
1983	Carlos Carson	80	1351	16.9	50	7
1984	Henry Marshall	62	912	14.7	37	4
1985	Carlos Carson	47	843	17.9	34	4
1986	Stephone Paige	52	829	15.9	51	11
1987	Carlos Carson	55	1044	19.0	81	7
1988	Stephone Paige	61	902	14.8	49	7
1989	Stephone Paige	44	759	17.3	50	2
1990	Stephone Paige	65	1021	15.7	86	5
1991	Robb Thomas	43	495	11.5	39	1
1992	Todd McNar	44	380	8.6	36	1
1993	Willie Davis	52	909	17.5	66	7
1994	Kimble Anders	67	525	7.8	30	1

INTERCEPTIONS

Year		No.	Yds.	Avg.	TD
1960	David Webster	6	156	26.0	2
1961	David Webster	5	50	10.0	0
1962	Bobby Hunt	8	101	12.7	0
1963	Bobby Hunt	6	228	38.0	0
1964	Bobby Hunt	7	133	19.0	1
1965	Fred Williamson	7	89	12.7	0
*1966	Johnny Robinson	10	136	13.6	1
	Bobby Hunt	10	113	11.3	0
1967	Fletcher Smith	6	150	25.0	0
1968	Johnny Robinson	6	40	6.7	0
*1969	Emmitt Thomas	9	147	16.4	1
*1970	Johnny Robinson	10	155	15.5	0
1971	Emmitt Thomas	8	145	18.1	1
*1972	Mike Sensibaugh	8	65	8.1	0
1973	Emmitt Thomas	3	65	21.6	0
	Mike Sensibaugh	3	58	19.3	0
	Willie Lanier	3	47	16.8	1
	Jim Kearney	3	30	10.0	0
*1974	Emmitt Thomas	12	214	18.8	2
1975	Emmitt Thomas	6	119	19.8	0
1976	Kerry Reardon	5	26	5.2	0
1977	Gary Barbaro	8	165	20.6	1
1978	Tim Gray	6	118	19.7	0
1979	Gary Barbaro	7	142	20.3	1
1980	Gary Barbaro	10	163	16.3	0
1981	Eric Harris	7	109	15.6	0
1982	Eric Harris	3	66	22.0	1
	Gary Barbaro	3	48	16.0	1
1983	Deron Cherry	7	100	14.3	0
1984	Deron Cherry	7	140	20.0	0
1985	Albert Lewis	8	59	7.4	0
1986	Deron Cherry	9	150	16.7	0
1987	Deron Cherry	3	58	19.3	0
	Kevin Ross	3	40	13.3	0
1988	Deron Cherry	7	51	7.3	0
1989	Albert Lewis	4	37	9.3	0
	Kevin Ross	4	29	7.3	0
1990	Kevin Ross	5	97	19.4	0
1991	Deron Cherry	4	31	7.8	0
1992	Dale Carter	7	65	9.3	1
1993	Albert Lewis	6	61	10.2	0
1994	Charles Mincy	3	49	16.3	0

PUNTING

Year		No.	Yds.	Avg.	LG
1960	Cotton Davidson	58	2287	39.4	—
1961	Cotton Davidson	61	2479	40.6	62
1962	Eddie Wilson	47	1691	36.0	52
1963	Jerrel Wilson	77	3292	42.7	70
1964	Jerrel Wilson	60	2628	43.8	72
*1965	Jerrel Wilson	68	3132	46.1	64
1966	Jerrel Wilson	61	2715	44.5	69
1967	Jerrel Wilson	41	1739	42.4	59
*1968	Jerrel Wilson	63	2841	45.1	70
1969	Jerrel Wilson	68	3022	44.4	62
1970	Jerrel Wilson	76	3415	44.9	68
1971	Jerrel Wilson	64	2865	44.8	68
*1972	Jerrel Wilson	66	2960	44.8	69
*1973	Jerrel Wilson	80	3942	45.5	68
1974	Jerrel Wilson	83	3462	41.7	64
1975	Jerrel Wilson	54	2233	41.4	64
1976	Jerrel Wilson	65	2729	42.0	62
1977	Jerrel Wilson	85	3394	39.9	59
1978	Zenon Andrusyshyn	79	3247	41.1	61
*1979	Bob Grupp	89	3883	43.6	74
1980	Bob Grupp	84	3317	39.5	57
1981	Bob Grupp	41	1556	38.0	57
1982	Jeff Gossett	33	1366	41.4	56
1983	Jim Arnold	93	3710	39.9	64
1984	Jim Arnold	98	4397	44.9	63
1985	Jim Arnold	93	3827	41.2	62
1986	Lewis Colbert	99	4033	40.7	56
1987	Kelly Goodburn	59	2412	40.9	55
1988	Kelly Goodburn	76	3059	40.3	59
1989	Kelly Goodburn	67	2688	40.1	54

Year		No.	Yds.	Avg.	LG
1990	Bryan Barker	64	2479	38.7	56
1991	Bryan Barker	57	2303	40.4	57
1992	Bryan Barker	75	3245	43.3	65
1993	Bryan Barker	76	3240	42.6	59
1994	Louie Aguiar	85	3582	42.1	61

PUNT RETURNS

Year		No.	Yds.	Avg.	LG	TD
1960	Abner Haynes	14	215	15.4	46	0
1961	Abner Haynes	19	196	10.3	44	0
1962	Frank Jackson	11	117	10.6	29	0
1963	Frank Jackson	11	95	8.6	17	0
1974	Ed Podolak	15	134	8.9	54	0
1975	Charlie Thomas	12	112	9.3	34	0
1976	Larry Brunson	31	387	12.5	48	0
1977	Gary Green	14	115	8.2	18	0
1978	Eddie Payton	32	364	11.4	39	0
1979	J.T. Smith	58	612	10.6	88	2
*1980	J.T. Smith	40	581	14.5	75	2
1981	J.T. Smith	50	528	10.6	62	0
1982	Anthony Hancock	12	103	8.6	30	0
1983	J.T. Smith	26	210	8.1	19	0
1984	J.T. Smith	39	332	8.5	27	0
1985	Garcia Lane	43	381	8.9	57	0
1986	Jeff Smith	29	245	8.4	48	0
1987	Michael Clemons	19	162	8.5	44	0
1988	Kitrick Taylor	29	187	6.4	16	0
1989	Pete Mandley	19	151	7.9	19	0
1990	Naz Worthen	25	180	7.2	37	0
1991	Troy Stradford	22	150	6.8	18	0
1992	Dale Carter	38	398	10.5	86	2
1993	Dale Carter	27	247	9.1	30	0
1994	Danan Hughes	27	192	7.1	43	0

KICKOFF RETURNS

Year		No.	Yds.	Avg.	LG	TD
1960	Abner Haynes	19	434	22.8	82	0
*1961	Dave Grayson	16	453	28.3	73	0
1962	Dave Grayson	18	535	29.7	59	0
1963	Dave Grayson	20	564	28.2	99	1
1964	Dave Grayson	30	679	22.6	-	0
1965	Bert Coan	19	479	25.2	52	0
1966	Emmitt Thomas	29	673	23.2	63	0
1967	Noland Smith	41	1148	28.0	106	1
1968	Noland Smith	23	549	23.9	37	0
1969	Warren McVea	13	318	24.5	40	0
1970	Robert Holmes	19	535	28.2	48	0
1971	Kerry Reardon	12	308	25.7	41	0
1972	Larry Marshall	23	651	28.3	48	0
1973	Larry Marshall	14	391	27.9	38	0
1974	Bill Thomas	25	571	22.8	33	0
1975	Reggie Craig	10	247	24.7	63	0
1976	Lawrence Williams	25	688	27.6	64	0
1977	Ted McKnight	12	305	25.4	70	0
1978	Eddie Payton	30	775	25.8	66	0
1979	Horace Belton	22	463	21.0	52	0
1980	Carlos Carson	40	917	22.9	47	0
1981	James Murphy	20	457	22.9	46	0
1982	Anthony Hancock	27	609	22.6	68	0
1983	Theotis Brown	15	301	20.1	46	0
1984	J.T. Smith	19	391	20.6	39	0
1985	Jeff Smith	33	654	19.8	39	0
1986	Boyce Green	10	254	25.4	97	1
*1987	Paul Palmer	38	923	24.3	95	2
1988	Kenny Gamble	15	291	19.4	31	0
1989	Danny Copeland	26	466	17.9	36	0
1990	Todd McNair	14	227	16.2	23	0
1991	Harvey Williams	24	524	21.8	76	0
1992	Harvey Williams	21	405	19.3	37	0
1993	Danan Hughes	14	266	19.0	30	0
1994	Ron Dickerson	21	472	22.5	62	0

LEADING SCORER

Year		TD	PAT	FG	Points
1960	Jack Spikes	5	34	13	103
1961	Jack Spikes	5	10	4	54
1962	Abner Haynes	19	0	0	114
1963	Chris Burford	9	1#	0	56
1964	Tommy Brooker	0	46	8	70
1965	Tommy Brooker	0	37	13	76
1966	Mike Mercer	0	35	20	93
1967	Jan Stenerud	0	45	21	108
1968	Jan Stenerud	0	39	30	129
1969	Jan Stenerud	0	38	27	119
1970	Jan Stenerud	0	26	30	116
1971	Jan Stenerud	0	32	26	110
1972	Jan Stenerud	0	32	21	95
1973	Jan Stenerud	0	21	24	93
1974	Jan Stenerud	0	24	17	75
1975	Jan Stenerud	0	30	22	96
1976	Jan Stenerud	0	27	21	90
1977	Jan Stenerud	0	27	8	51
1978	Jan Stenerud	0	25	20	85
1979	Jan Stenerud	0	23	12	64
1980	Nick Lowery	0	37	20	97
1981	Nick Lowery	0	37	26	115
1982	Nick Lowery	0	17	19	74
1983	Nick Lowery	0	44	24	116
1984	Nick Lowery	0	35	23	104
1985	Nick Lowery	0	35	24	107
1986	Nick Lowery	0	43	19	100

Year		TD	PAT	FG	Points
1987	Nick Lowery	0	26	19	83
1988	Nick Lowery	0	23	27	104
1989	Nick Lowery	0	34	24	106
1990	Nick Lowery	0	37	34	139
1991	Nick Lowery	0	35	25	110
1992	Nick Lowery	0	39	22	105
1993	Nick Lowery	0	37	23	106
1994	Lin Elliott	0	30	25	105

LEADING NON-KICK SCORER

Year		Rush TD	Rec TD	Ret TD	Points
1960	Abner Haynes	9	3	0	72
1961	Abner Haynes	9	3	1	78
1962	Abner Haynes	13	6	0	114
1963	Chris Burford	0	9	0	56#
1964	Frank Jackson	0	9	0	54
1965	Curtis McClinton	6	3	0	54
1966	Bert Coan	7	2	0	54
	Curtis McClinton	4	5	0	54
1967	Otis Taylor	1	11	0	72
1968	Robert Holmes	7	0	0	42
1969	Mike Garrett	6	2	0	48
1970	Wendell Hayes	5	0	0	30
1971	Ed Podolak	9	0	0	54
1972	Otis Taylor	0	6	0	36
	Ed Podolak	4	2	0	36
1973	Otis Taylor	0	4	0	24
1974	Woody Green	3	1	0	24
1975	Woody Green	5	1	0	36
1976	Walter White	0	7	0	42
1977	Ed Podolak	5	0	0	30
	Walter White	0	5	0	30
1978	Arnold Morgado	7	0	0	42
	Tony Reed	6	1	0	42
1979	Ted McKnight	8	0	0	48
1980	Henry Marshall	0	6	0	36
1981	Billy Jackson	10	1	0	66
1982	Billy Jackson	3	0	0	18
	Henry Marshall	0	3	0	18
1983	Theotis Brown	8	2	0	60
1984	6 Players Tied	-	-	-	24
1985	Stephone Paige	0	10	0	60
1986	Stephone Paige	0	11	0	66
1987	Carlos Carson	0	7	0	42
1988	Stephone Paige	0	7	0	42
1989	Christian Okoye	12	0	0	72
1990	Christian Okoye	7	0	0	42
1991	Christian Okoye	9	0	0	54
1992	Christian Okoye	6	0	0	36
*1993	Marcus Allen	12	3	0	90
1994	Marcus Allen	7	0	0	44#

Includes two-point conversion

*AFL/AFC Leader

OFFENSE YEAR-BY-YEAR

Year	Total Plays	First Downs	Rush Yards	Pass Yards	Total Yards	Total Points
1960	918	255	1814	2831	4645	362
1961	838	234	2183	2576	4759	334
1962	840	259	2407	2455	4862	389
1963	872	250	1697	2651	4348	347
1964	871	244	1839	2871	4710	366
1965	833	228	1736	2554	4290	322
1966	846	266	2274	2840	5114	448
1967	872	251	2018	2472	4490	408
1968	831	223	2227	2276	4503	371
1969	899	258	2220	2387	4607	359
1970	770	183	1858	1719	3577	272
1971	836	240	1843	2347	4190	302
1972	894	245	1915	2041	3956	287
1973	863	208	1793	1743	3536	231
1974	901	224	1720	2108	3828	233
1975	933	261	1847	2360	4207	282
1976	959	275	1873	2929	4804	290
1977	878	228	1843	2093	3936	225
1978	1054	287	2986	1834	4820	243
1979	972	241	2316	1660	3976	238
1980	1009	270	1873	2448	4321	319
1981	1057	315	2633	2640	5273	343
*1982	573	163	943	1555	2498	176
1983	1074	314	1254	4341	5595	386
1984	1034	295	1527	3568	5095	314
1985	982	258	1486	3391	4877	317
1986	1003	264	1468	2750	4218	358
1987#	899	265	1799	2619	4418	273
1988	1019	289	1713	3131	4844	254
1989	1017	304	2227	3038	5265	318
1990	975	280	1948	3267	5215	369
1991	1021	322	2217	3104	5321	322
1992	907	246	1532	2792	4324	348
1993	970	300	1655	3180	4835	328
1994	1098	322	1732	3960	5692	319

DEFENSE YEAR-BY-YEAR

Year	Total Plays	First Downs	Rush Yards	Pass Yards	Total Yards	Total Points
1962	848	239	1250	2701	3951	233
1963	856	228	1558	2629	4187	263
1964	856	204	1315	2620	3935	306

Year	Total Plays	First Downs	Rush Yards	Pass Yards	Total Yards	Total Points
1965	847	200	1366	2457	3749	285
1966	873	222	1356	2614	3970	276
1967	843	221	1408	2536	3944	254
1968	900	215	1266	2823	4089	170
1969	808	181	1091	2072	3163	177
1970	851	226	1657	2010	3667	244
1971	813	223	1337	2506	3770	208
1972	853	227	1805	2222	4027	254
1973	856	209	1956	1619	3575	192
1974	936	267	1801	2663	4464	293
1975	915	289	2712	2512	5224	341
1976	899	309	2861	2496	5359	376
1977	992	304	2971	2022	4993	349
1978	995	284	2389	2582	4971	327
1979	1088	297	1847	3124	4971	262
1980	1096	328	2206	3109	5315	336
1981	1102	316	1747	3626	5373	290
*1982	556	170	1066	1667	2733	184
1983	1089	319	2275	3111	5386	367
1984	1159	335	1982	3645	5625	324
1985	1126	336	2169	3489	5658	360
1986	1098	310	1739	3195	4934	326
1987#	1045	344	2333	3306	5639	388
1988	1042	318	2592	2434	5026	320
1989	952	253	1766	2527	4293	253
1990	945	268	1640	3241	4881	257
1991	927	275	1770	3228	4998	252
1992	949	256	1767	2537	4324	262
1993	1013	300	1620	3151	4771	291
1994	989	289	1734	3266	5000	298

Bold Face Denotes Club Record
#15 Games

Yardages Net

*Nine Games

ALL-TIME AFL TEAM, 1960-69 (Chosen by AFL Members of the Hall of Fame Selection Committee)

Offense

Lance Alworth, San Diego Chargers	Wide Receiver
Don Maynard, New York Jets	Wide Receiver
Fred Arbanas, Kansas City Chiefs	Tight End
Ron Mix, San Diego Chargers	Tackle
Jim Tyrer, Kansas City Chiefs	Tackle
Ed Budde, Kansas City Chiefs	Guard
Billy Shaw, Buffalo Bills	Guard
Jim Otto, Oakland Raiders	Center
Joe Namath, New York Jets	Quarterback
Clem Daniels, Oakland Raiders	Running Back
Paul Lowe, San Diego Chargers	Running Back

Defense

Jerry Mays, Kansas City Chiefs	End
Gerry Philbin, New York Jets	End
Houston Antwine, Boston Patriots	Tackle
Tom Sestak, Buffalo Bills	Tackle
Bobby Bell, Kansas City Chiefs	Linebacker
George Webster, Houston Oilers	Linebacker
Nick Buoniconti, Boston Patriots	M-Linebacker
Willie Brown, Oakland Raiders	Cornerback
Dave Grayson, Oakland Raiders	Cornerback
Johnny Robinson, Kansas City Chiefs	Safety
George Saimes, Buffalo Bills	Safety

Specialists

George Blanda, Oakland Raiders	Kicker
Jerrel Wilson, Kansas City Chiefs	Punter



CAREER LEADERS

RUSHING

(Based on yards)

Player	No.	Yds.	Avg.	TD
1. Christian Okoye (1987-92)	1246	4857	3.9	40
2. Ed Podolak (1969-77)	1158	4451	3.8	34
3. Abner Haynes (1960-64)	792	3837	4.8	39
4. Mike Garrett (1966-70)	736	3246	4.4	23
5. Curtis McClinton (1962-69)	762	3124	4.1	18
6. Herman Heard (1984-89)	651	2694	4.1	13
7. Wendell Hayes (1968-74)	668	2560	3.8	18
8. Ted McKnight (1977-81)	528	2344	4.4	22
9. Barry Word (1990-92)	527	2306	4.4	12
10. Tony Reed (1977-80)	513	2184	4.3	8

PASS RECEIVING

(Based on No.)

Player	No.	Yds.	Avg.	TD
1. Henry Marshall (1976-87)	416	6545	15.7	33
2. Otis Taylor (1965-75)	410	7306	17.8	57
3. Chris Burford (1960-67)	391	5525	14.1	55
4. Stephone Paige (1983-91)	377	6341	16.8	49
5. Carlos Carson (1980-89)	351	6360	18.1	33
6. Ed Podolak (1969-77)	288	2456	8.5	6
7. Fred Arbanas (1962-70)	198	3101	15.7	34
8. Abner Haynes (1960-65)	197	2709	13.8	17
9. J.J. Birden (1990-94)	183	2819	15.4	14
10. J. T. Smith (1978-84)	167	2273	13.6	8

PASSING

(Based on yards)

Player	Att.	Comp.	Yds.	Pct.	TD	Int.
1. Len Dawson (1962-75)	3696	2115	28507	.572	237	178
2. Bill Kenney (1979-88)	2430	1330	17277	.547	105	86
3. Steve DeBerg (1988-91)	1616	934	11873	.578	67	50
4. Mike Livingston (1968-79)	1751	912	11295	.521	56	83
5. Joe Montana (1993-94)	737	480	5427	.651	29	16
6. Steve Fuller (1979-82)	817	465	5333	.569	22	32
7. Cotton Davidson (1960-61)	709	330	4919	.465	32	39
8. Todd Blackledge (1983-87)	742	364	4510	.491	26	32
9. Dave Krieg (1992-93)	602	335	4353	.556	22	15

SCORING

(Based on total points)

Player	TD	FG	PAT	TP
1. Nick Lowery (1980-93)	0	329	479	1466
2. Jan Stenerud (1967-79)	0	279	394	1231
3. Otis Taylor (1965-75)	60	0	0	360
4. Abner Haynes (1960-64)	58	0	0	348
5. Chris Burford (1960-67)	55	0	0	332
6. Stephone Paige (1983-91)	49	0	0	294
7. Tommy Brooker (1962-66)	3	41	149	290
8. Ed Podolak (1969-77)	40	0	0	240
9. Christian Okoye (1987-92)	40	0	0	240
10. Henry Marshall (1976-86)	35	0	0	210

*includes two-point conversion

INTERCEPTIONS

(Based on No.)

Player	No.	Yds.	Avg.	TD
1. Emmitt Thomas (1966-78)	58	938	16.2	5
2. Johnny Robinson (1960-71)	57	741	13.0	1
3. Deron Cherry (1981-91)	50	688	13.8	1
4. Gary Barbaro (1976-82)	39	771	19.8	3
5. Albert Lewis (1983-93)	38	329	8.7	0
6. Bobby Hunt (1962-67)	37	674	18.2	2
7. Kevin Ross (1984-93)	30	561	18.7	2
8. Willie Lanier (1967-77)	27	440	16.3	2
9. Bobby Bell (1963-74)	26	479	18.4	6
10. Gary Green (1977-83)	24	330	13.8	1

PUNTING

(Based on Avg.; minimum 75 punts)

Player	No.	Yds.	Avg.
1. Jerrel Wilson (1963-77)	1014	44185	43.6
2. Louie Aguiar (1994)	85	3582	42.1
3. Jim Arnold (1983-85)	284	11934	42.0
4. Bryan Barker (1990-93)	272	11267	41.4
5. Zenon Andrusyshyn (1978)	79	3247	41.1
6. Bob Grupp (1979-81)	214	8756	40.92

PUNT RETURNING

(Based on Avg.; minimum 50 returns)

Player	No.	Yds.	Avg.	TD
1. Noland Smith (1967-69)	53	589	11.1	1
2. Abner Haynes (1960-64)	54	587	10.9	0
3. J. T. Smith (1979-84)	220	2322	10.6	4
4. Willie Mitchell (1964-71)	56	564	10.0	1
5. Dale Carter (1992-94)	81	769	9.5	2

KICKOFF RETURNING

(Based on Avg.; minimum 50 returns)

Player	No.	Yds.	Avg.	TD
1. Noland Smith (1967-69)	68	1822	26.8	0
2. Dave Grayson (1961-64)	84	2231	26.6	1
3. Abner Haynes (1960-64)	52	1309	25.2	1
4. Carlos Carson (1980-89)	57	1246	21.9	0
5. Paul Palmer (1987-88)	61	1292	21.2	2

Active Chiefs Italicized

LONGEST PLAYS

Rushing

Player	(Opponent, Date)	Yards
Ted McKnight (Seattle, 9/30/79)		84 (TD)
Joe Delaney (Denver, 10/18/81)		82 (TD)
Abner Hayes (N.Y. Jets, 11/29/64)		80 (TD)
Warren McVea (Cincinnati, 10/26/69)		80 (TD)
Mike Garrett (Houston, 10/30/66)		77 (TD)
Robert Holmes (Miami, 9/28/68)		76 (TD)
Jack Spikes (San Diego, 9/10/61)		74 (TD)
Abner Haynes (Buffalo, 9/30/62)		71 (TD)
Ted McKnight (Baltimore, 9/2/79)		70 (TD)
Herman Heard (San Diego, 10/14/84)		69 (TD)

Pass Plays

Passer-Receiver	(Opponent, Date)	Yards
*Mike Livingston-Otis Taylor (Miami, 10/19/69)		93 (TD)
Len Dawson-Tommy Brooker (Denver, 11/18/62)		92 (TD)
Len Dawson-Gloster Richardson (Oakland, 11/3/68)		92 (TD)
Len Dawson-Frank Pitts (Houston, 11/17/68)		90 (TD)
Steve DeBerg-J.J. Birden (San Diego, 11/18/90)		90 (TD)
Len Dawson-Otis Taylor (Miami, 11/13/66)		89 (TD)
Steve DeBerg-Stephone Paige (New England, 12/2/90)		86 (TD)
Len Dawson-Larry Brunson (San Diego, 11/10/74)		84 (TD)
Bill Kenney-Stephone Paige (San Diego, 12/22/85)		84 (TD)
Steve DeBerg-Stephone Paige (Denver, 9/17/90)		83 (TD)

*Taylor accounted for 79 yards, then lateralled to Robert Holmes for 14 yards.

Interception Return

Player	(Opponent, Date)	Yards
Gary Barbaro	(Seattle, 12/11/77)	102 (TD)
Tim Collier	(Oakland, 12/18/77)	100 (TD)
Dave Grayson	(N.Y. Titans, 12/17/61)	99 (TD)
Kevin Ross	(San Diego, 9/6/92)	99 (TD)
Lloyd Burruss	(L.A. Raiders, 10/28/91)	83
David Webster	(Oakland, 10/9/60)	80 (TD)
Mark Collins	(L.A. Raiders, 12/24/94)	78 (TD)
Fred Williamson	(N.Y. Jets, 12/10/67)	77 (TD)
Willie Lanier	(San Diego, 12/8/68)	75 (TD)
Emmitt Thomas	(Minnesota, 12/14/74)	73 (TD)

Punt Return

Player	(Opponent, Date)	Yards
J.T. Smith	(Oakland, 9/23/79)	88 (TD)
Dale Carter	(Seattle, 11/22/92)	86 (TD)
# Jitter Fields	(Denver, 10/18/87)	85 (TD)
Noland Smith	(N.Y. Jets, 9/15/68)	80 (TD)
Mike Garrett	(Buffalo, 9/11/66)	79 (TD)
Goldie Sellers	(Boston, 11/17/68)	76 (TD)
J.T. Smith	(St. Louis, 11/23/80)	75 (TD)
Willie Mitchell	(Denver, 12/19/65)	71 (TD)
Noland Smith	(Boston, 9/21/69)	64
Johnny Robinson	(Boston, 12/11/60)	62 (TD)
J.T. Smith	(Tampa Bay, 9/13/81)	62
# replacement game (1987 players' strike)		

Kickoff Return

Player	(Opponent, Date)	Yards
Noland Smith	(Denver, 12/17/67)	106 (TD)
Dave Grayson	(Denver, 9/7/63)	99 (TD)
Boyce Green	(Pittsburgh, 12/21/86)	97 (TD)
Paul Palmer	(San Diego, 12/13/87)	95 (TD)
Paul Palmer	(Seattle, 12/27/87)	92 (TD)
Jon Vaughn	(Miami, 12/12/94)	91 (TD)
Abner Haynes	(Buffalo, 10/15/61)	88 (TD)
Abner Haynes	(Buffalo, 11/16/60)	82
Noland Smith	(San Diego, 10/15/67)	82
Dave Grayson	(Denver, 10/11/64)	80

Punts

Player	(Opponent, Date)	Yards
Bob Grupp	(San Diego, 11/4/79)	74
Jerrel Wilson	(San Diego, 9/29/63)	72
Jerrel Wilson	(Denver, 10/11/64)	70
Jerrel Wilson	(Buffalo, 10/18/64)	70
Jerrel Wilson	(Houston, 11/28/68)	70
Jerrel Wilson	(Oakland, 9/29/64)	69
Jerrel Wilson	(Buffalo, 10/2/66)	69
Jerrel Wilson	(Denver, 10/1/72)	69
Jerrel Wilson	(five times)	68

Field Goals

Player	(Opponent, Dates)	Yards
Nick Lowery	(Washington, 9/18/83)	58
Nick Lowery	(L.A. Raiders, 9/12/85)	58
Nick Lowery	(Seattle, 9/14/80)	57
Jan Stenerud	(Denver, 10/4/70)	55
Jan Stenerud	(Houston, 9/9/67)	54
Jan Stenerud	(Denver, 10/5/69)	54
Jan Stenerud	(San Francisco, 12/6/71)	54
Nick Lowery	(L.A. Raiders, 11/26/83)	54
Nick Lowery	(Detroit, 11/26/87)	54
Jan Stenerud	(four times)	52
Nick Lowery	(seven times)	52
Eddie Murray	(Pittsburgh, 10/25/92)	52

THE LAST TIME

(Regular Season Games)

Punt Return for Touchdown:

- By Chiefs—Dale Carter, 86 yards vs. Seattle, Nov. 22, 1992
- By Opp. —Rod Woodson, Pittsburgh, 80 yards at Kansas City, Oct. 25, 1992

Kickoff Return for Touchdown:

- By Chiefs—Jon Vaughn, 91 yards vs. Miami, Dec. 12, 1994
- By Opp. —James Dixon, Dallas, 97 yards at Kansas City, Oct. 22, 1989

Interception Return for Touchdown:

- By Chiefs—Mark Collins, 78 yards vs. L.A. Raiders, Dec. 24, 1994
- By Opp. —Troy Vincent, Miami, 58 yards at Miami, Dec. 12, 1994

Fumble Return for Touchdown:

- By Chiefs—Derrick Thomas, 86 yards at Seattle, Dec. 5, 1993
- By Opp. —Cris Dishman, Houston, 58 yards at Houston, Sept. 12, 1993

Shutout:

- By Chiefs—Kansas City 34, Cleveland 0 at Kansas City, Sept. 30, 1990
- By Opp. —L.A. Rams 16, Kansas City 0 at Kansas City, Sept. 25, 1994

Safety:

- By Chiefs—Team vs. L.A. Raiders, Dec. 24, 1994
- By Opp. —Torin Dorn, L.A. Raiders, Oct. 28, 1991

100 Yards Rushing:

- By Chiefs—Marcus Allen, 132 yards on 33 carries at L.A. Raiders Dec. 24, 1994
- By Opp. —Bernie Parmalee, Miami, 127 yards on 19 carries, at Miami, Dec. 12, 1994

300 Yards Passing:

- By Chiefs—Steve Bono, 314 yards at Miami (33 of 55), Dec. 12, 1994
- By Opp. —Jim Everett, New Orleans, 326 yards (26 of 37), at New Orleans, Sept. 4, 1994

Punt Blocked:

- By Chiefs—Albert Lewis vs. Seattle (Rick Tuten punter) Jan. 2, 1994
- By Opp. —Reggie Rivers, Denver (Bryan Barker punter) at Denver Dec. 12, 1993

Field Goal Blocked:

- By Chiefs—Neil Smith at Atlanta (Norm Johnson, 50 yards), Sept. 18, 1994
- By Opp. —Shane Dronett, Denver (Lin Elliott, 37 yards), at Kansas City, Dec. 12, 1994

50 Points:

- By Chiefs—Kansas City 52, Denver 9 at Kansas City, Oct. 29, 1967
- By Opp. —Seattle 51, Kansas City 48 (OT) at Seattle, Nov. 27, 1983

40 Points

- By Chiefs—Kansas City 42, Denver 20 at Kansas City, Dec. 27, 1992
- By Opp. —Miami 45, Kansas City 28 at Miami, Dec. 12, 1994

Overtime Win: (Chiefs 4-6-2 in OT)

- By Chiefs—Kansas City 20, San Diego 17 at Kansas City, Dec. 8, 1991
- By Opp. —Denver 20, Kansas City 17 at Kansas City, Dec. 4, 1994
- Tie —Kansas City 10, Cleveland 10 at Cleveland, Nov. 19 1989

FINAL STANDINGS AMERICAN FOOTBALL CONFERENCE (1978-1994)

1994

WESTERN DIVISION			
Team	W	L	T
San Diego	11	5	0
*Kansas City	9	7	0
L.A. Raiders	9	7	0
Denver	7	9	0
Seattle	6	10	0

CENTRAL DIVISION			
Team	W	L	T
Pittsburgh	12	4	0
*Cleveland	11	5	0
Cincinnati	3	13	0
Houston	2	14	0

EASTERN DIVISION			
Team	W	L	T
Miami	10	6	0
*New England	10	6	0
Indianapolis	8	8	0
Buffalo	7	9	0
N.Y. Jets	6	10	0

1993

WESTERN DIVISION			
Team	W	L	T
Kansas City	11	5	0
*L.A. Raiders	10	6	0
*Denver	9	7	0
San Diego	8	8	0
Seattle	6	10	0

CENTRAL DIVISION			
Team	W	L	T
Houston	12	4	0
*Pittsburgh	9	7	0
Cleveland	7	9	0
Cincinnati	3	13	0

EASTERN DIVISION			
Team	W	L	T
Buffalo	12	4	0
Miami	9	7	0
N.Y. Jets	8	8	0
New England	5	11	0
Indianapolis	4	12	0

1992

WESTERN DIVISION			
Team	W	L	T
San Diego	11	5	0
*Kansas City	10	6	0
Denver	8	8	0
L.A. Raiders	7	9	0
Seattle	2	14	0

CENTRAL DIVISION			
Team	W	L	T
Pittsburgh	11	5	0
*Houston	10	6	0
Cleveland	7	9	0
Cincinnati	5	11	0

EASTERN DIVISION			
Team	W	L	T
Miami	11	5	0
*Buffalo	11	5	0
Indianapolis	9	7	0
N.Y. Jets	4	12	0
New England	2	14	0

1991

WESTERN DIVISION			
Team	W	L	T
Denver	12	4	0
*Kansas City	10	6	0
*L.A. Raiders	9	7	0
Seattle	7	9	0
San Diego	4	12	0

CENTRAL DIVISION			
Team	W	L	T
Houston	11	5	0
Pittsburgh	7	9	0
Cleveland	6	10	0
Cincinnati	3	13	0

EASTERN DIVISION			
Team	W	L	T
Buffalo	13	3	0
*N.Y. Jets	8	8	0
Miami	8	8	0
New England	6	10	0
Indianapolis	1	15	0

1990

WESTERN DIVISION			
Team	W	L	T
L.A. Raiders	12	4	0
*Kansas City	11	5	0
Seattle	9	7	0
San Diego	6	10	0
Denver	5	11	0

CENTRAL DIVISION			
Team	W	L	T
Cincinnati	9	7	0
*Houston	9	7	0
Pittsburgh	9	7	0
Cleveland	3	13	0

EASTERN DIVISION			
Team	W	L	T
Buffalo	13	3	0
*Miami	12	4	0
Indianapolis	7	9	0
N.Y. Jets	6	10	0
New England	1	15	0

1989

WESTERN DIVISION			
Team	W	L	T
Denver	12	4	0
Kansas City	8	7	1
L.A. Raiders	8	8	0
Seattle	7	9	0
San Diego	6	10	0

CENTRAL DIVISION			
Team	W	L	T
Cleveland	9	6	1
*Houston	9	7	0
*Pittsburgh	9	7	0
Cincinnati	8	8	0

EASTERN DIVISION			
Team	W	L	T
Buffalo	9	7	0
Indianapolis	8	8	0
Miami	8	8	0
New England	5	11	0
N.Y. Jets	4	12	0

1988

WESTERN DIVISION			
Team	W	L	T
Seattle	9	7	0
Denver	8	8	0
L.A. Raiders	7	9	0
San Diego	6	10	0
Kansas City	4	11	1

CENTRAL DIVISION			
Team	W	L	T
Cincinnati	12	4	0
*Cleveland	10	6	0
*Houston	10	6	0
Pittsburgh	5	11	0

EASTERN DIVISION			
Team	W	L	T
Buffalo	12	4	0
Indianapolis	9	7	0
New England	9	7	0
N.Y. Jets	8	7	1
Miami	6	10	0

1987

WESTERN DIVISION			
Team	W	L	T
Denver	10	4	1
*Seattle	9	6	0
San Diego	8	7	0
L.A. Raiders	5	10	0
Kansas City	4	11	0

CENTRAL DIVISION			
Team	W	L	T
Cleveland	10	5	0
*Houston	9	6	0
Pittsburgh	8	7	0
Cincinnati	4	11	0

EASTERN DIVISION			
Team	W	L	T
Indianapolis	9	6	0
New England	8	7	0
Miami	8	7	0
Buffalo	7	8	0
N.Y. Jets	6	9	0

1986

WESTERN DIVISION			
Team	W	L	T
Denver	11	5	0
*Kansas City	10	6	0
Seattle	10	6	0
L.A. Raiders	8	8	0
San Diego	4	12	0

CENTRAL DIVISION			
Team	W	L	T
Cleveland	12	4	0
Cincinnati	10	6	0
Pittsburgh	6	10	0
Houston	5	11	0

EASTERN DIVISION			
Team	W	L	T
New England	11	5	0
*N.Y. Jets	10	6	0
Miami	8	8	0
Buffalo	4	12	0
Indianapolis	3	13	0

1985

WESTERN DIVISION			
Team	W	L	T
L.A. Raiders	12	4	0
Denver	11	5	0
Seattle	8	8	0
San Diego	8	8	0

CENTRAL DIVISION			
Team	W	L	T
Cleveland	8	8	0
Cincinnati	7	9	0
Pittsburgh	7	9	0
Houston	5	11	0

EASTERN DIVISION			
Team	W	L	T
Miami	12	4	0
*N.Y. Jets	11	5	0
*New England	11	5	0
Indianapolis	5	11	0

1984

WESTERN DIVISION			
Team	W	L	T
Denver	13	3	0
*Seattle	12	4	0
*L.A. Raiders	11	5	0
Kansas City	8	8	0
San Diego	7	9	0

CENTRAL DIVISION			
Team	W	L	T
Pittsburgh	9	7	0
Cincinnati	8	8	0
Cleveland	5	11	0
Houston	3	13	0

EASTERN DIVISION			
Team	W	L	T
Miami	14	2	0
New England	9	7	0
N.Y. Jets	7	9	0
Indianapolis	4	12	0
Buffalo	2	14	0

1983

WESTERN DIVISION			
Team	W	L	T
L.A. Raiders	12	4	0
*Seattle	9	7	0
*Denver	9	7	0
San Diego	6	10	0
Kansas City	6	10	0

CENTRAL DIVISION			
Team	W	L	T
Pittsburgh	10	6	0
Cleveland	9	7	0
Cincinnati	7	9	0
Houston	2	14	0

EASTERN DIVISION			
Team	W	L	T
Miami	12	4	0
Buffalo	8	8	0
New England	8	8	0
Baltimore	7	9	0
N.Y. Jets	7	9	0

1982

WESTERN DIVISION			
Team	W	L	T
*L.A. Raiders	8	1	0
*San Diego	6	3	0
Seattle	4	5	0
Kansas City	3	6	0
Denver	2	7	0

CENTRAL DIVISION			
Team	W	L	T
*Cincinnati	7	2	0
*Pittsburgh	6	3	0
*Cleveland	4	5	0
Houston	1	8	0

EASTERN DIVISION			
Team	W	L	T
*Miami	7	2	0
*N.Y. Jets	6	3	0
*New England	5	4	0
Buffalo	4	5	0
Baltimore	0	8	1

1981

WESTERN DIVISION			
Team	W	L	T
San Diego	10	6	0
Denver	10	6	0
Kansas City	9	7	0
Oakland	7	9	0
Seattle	6	10	0

CENTRAL DIVISION			
Team	W	L	T
Cincinnati	12	4	0
Pittsburgh	8	8	0
Houston	7	9	0
Cleveland	5	11	0

EASTERN DIVISION			
Team	W	L	T
Miami	11	4	1
*N.Y. Jets	10	5	1
*Buffalo	10	6	0
Baltimore	2	14	0
New England	2	14	0

1980

WESTERN DIVISION			
Team	W	L	T
San Diego	11	5	0
*Oakland	11	5	0
Kansas City	8	8	0
Denver	8	8	0
Seattle	4	12	0

CENTRAL DIVISION			
Team	W	L	T
Cleveland	11	5	0
*Houston	11	5	0
Pittsburgh	9	7	0
Cincinnati	6	10	0

EASTERN DIVISION			
Team	W	L	T
Buffalo	11	5	0
New England	10	6	0
Miami	8	8	0
Baltimore	7	9	0
N.Y. Jets	4	12	0

1979

WESTERN DIVISION			
Team	W	L	T
San Diego	12	4	0
*Denver	10	6	0
Seattle	9	7	0
Oakland	9	7	0
Kansas City	7	9	0

CENTRAL DIVISION			
Team	W	L	T
Pittsburgh	12	4	0
*Houston	11	5	0
Cleveland	9	7	0
Cincinnati	4	12	0

EASTERN DIVISION			
Team	W	L	T
Miami	10	6	0
New England	9	7	0
N.Y. Jets	8	8	0
Buffalo	7	9	0
Baltimore	5	11	0

1978

WESTERN DIVISION			
Team	W	L	T
Denver	10	6	0
Oakland	9	7	0
Seattle	9	7	0
San Diego	9	7	0
Kansas City	4	12	0
*Wild Card			

CENTRAL DIVISION			
Team	W	L	T
Pittsburgh	14	2	0
*Houston	10	6	0
Cleveland	8	8	0
Cincinnati	4	12	0

EASTERN DIVISION			
Team	W	L	T
New England	11	5	0
*Miami	11	5	0
N.Y. Jets	8	8	0
Buffalo	5	11	0
Baltimore	5	11	0

1994 FINAL STANDINGS

AMERICAN FOOTBALL CONFERENCE

WESTERN DIVISION

	W	L	T	Pct.	Pts.	Opp.
*San Diego	11	5	0	.688	381	306
#Kansas City	9	7	0	.563	319	298
L.A. Raiders	9	7	0	.563	303	327
Denver	7	9	0	.438	347	396
Seattle	6	10	0	.375	287	323

CENTRAL DIVISION

Pittsburgh	12	4	0	.750	316	234
#Cleveland	11	5	0	.688	340	204
Cincinnati	3	13	0	.188	276	406
Houston	2	14	0	.125	226	352

EASTERN DIVISION

*Miami	10	6	0	.625	389	327
#New England	10	6	0	.625	351	312
Indianapolis	8	8	0	.500	307	320
Buffalo	7	9	0	.438	340	356
N.Y. Jets	6	10	0	.375	264	320

NATIONAL FOOTBALL CONFERENCE

WESTERN DIVISION

	W	L	T	Pct.	Pts.	Opp.
*San Francisco	13	3	0	.813	505	296
New Orleans	7	9	0	.438	348	407
Atlanta	7	9	0	.438	317	385
L.A. Rams	4	12	0	.250	286	365

CENTRAL DIVISION

*Minnesota	10	6	0	.625	356	314
#Green Bay	9	7	0	.563	382	287
#Detroit	9	7	0	.563	357	342
#Chicago	9	7	0	.563	271	307
Tampa Bay	6	10	0	.375	251	351

EASTERN DIVISION

*Dallas	12	4	0	.750	414	248
N.Y. Giants	9	7	0	.563	279	305
Arizona	8	8	0	.500	235	267
Philadelphia	7	9	0	.438	308	308
Washington	3	13	0	.188	320	412

* Division Champion

Wild Card Team

1994 NFL POST-SEASON AT A GLANCE

AFC Wild Card Playoff Games: MIAMI 27, Kansas City 17
CLEVELAND 20, New England 13

NFC Wild Card Playoff Games: GREEN BAY 16, Detroit 12
Chicago 35, MINNESOTA 18

AFC Divisional Playoff Games: PITTSBURGH 29, Cleveland 9
SAN DIEGO 22, Miami 21

NFC Divisional Playoff Games: SAN FRANCISCO 44, Chicago 15
DALLAS 35, Green Bay 9

AFC Championship Game: San Diego 17, PITTSBURGH 13

NFC Championship Game: SAN FRANCISCO 38, Dallas 28

Super Bowl XXVIII: San Francisco 49, San Diego 26

Pro Bowl: AFC 41, NFC 13

Home team in all caps

1995 NFL SCHEDULE

(All times local)

WEEK 1

SUNDAY, SEPTEMBER 3	KICKOFF
Arizona at Washington	4:00
Carolina at Atlanta	1:00
Cincinnati at Indianapolis	12:00
Cleveland at New England	1:00
Detroit at Pittsburgh	1:00
Houston at Jacksonville	1:00
Kansas City at Seattle	1:00
Minnesota at Chicago	3:00
New York Jets at Miami	4:00
San Diego at Oakland Raiders	1:00
San Francisco at New Orleans	12:00
St. Louis at Green Bay	12:00
Tampa Bay at Philadelphia	1:00
Buffalo at Denver	6:00
MONDAY, SEPTEMBER 4	
Dallas at New York Giants	9:00

WEEK 2

SUNDAY, SEPTEMBER 10	
Atlanta at San Francisco	1:00
Carolina at Buffalo	1:00
Denver at Dallas	3:00
Detroit at Minnesota	12:00
Indianapolis at New York Jets	4:00
Jacksonville at Cincinnati	4:00
Oakland Raiders at Washington	1:00
Miami at New England	1:00
New Orleans at St. Louis	12:00
New York Giants at Kansas City	12:00
Pittsburgh at Houston	12:00
Seattle at San Diego	1:00
Tampa Bay at Cleveland	1:00
Philadelphia at Arizona	5:00
MONDAY, SEPTEMBER 11	
Green Bay at Chicago	8:00

WEEK 3

SUNDAY, SEPTEMBER 17	
Arizona at Detroit	1:00
Atlanta at New Orleans	12:00
Chicago at Tampa Bay	4:00
Cincinnati at Seattle	1:00
Cleveland at Houston	12:00
Indianapolis at Buffalo	1:00
Jacksonville at New York Jets	4:00
Oakland Raiders at Kansas City	12:00
New England at San Francisco	1:00
New York Giants at Green Bay	12:00
San Diego at Philadelphia	1:00
St. Louis at Carolina	1:00
Washington at Denver	2:00
Dallas at Minnesota	7:00
MONDAY, SEPTEMBER 18	
Pittsburgh at Miami	9:00

WEEK 4

(Open dates: Buffalo, Carolina, Indianapolis, Miami, New England, Seattle)

SUNDAY, SEPTEMBER 24	
Arizona at Dallas	3:00
Chicago at St. Louis	12:00
Denver at San Diego	1:00

Houston at Cincinnati	4:00
Kansas City at Cleveland	4:00
Minnesota at Pittsburgh	1:00
New Orleans at New York Giants	1:00
New York Jets at Atlanta	4:00
Philadelphia at Oakland Raiders	1:00
Washington at Tampa Bay	1:00
Green Bay at Jacksonville	8:00
MONDAY, SEPTEMBER 25	
San Francisco at Detroit	9:00

WEEK 5

(Open dates: Chicago, Detroit, Green Bay, Minnesota)

SUNDAY, OCTOBER 1

Dallas at Washington	1:00
Denver at Seattle	1:00
Jacksonville at Houston	3:00
Kansas City at Arizona	1:00
Miami at Cincinnati	1:00
New England at Atlanta	1:00
New York Giants at San Francisco	1:00
Philadelphia at New Orleans	12:00
San Diego at Pittsburgh	4:00
St. Louis at Indianapolis	12:00
Tampa Bay at Carolina	1:00
Oakland Raiders at New York Jets	8:00

MONDAY, OCTOBER 2

Buffalo at Cleveland	9:00
----------------------	------

WEEK 6

(Open Dates: Atlanta, New Orleans, St. Louis, San Francisco)

SUNDAY, OCTOBER 8

Arizona at New York Giants	4:00
Carolina at Chicago	12:00
Cincinnati at Tampa Bay	1:00
Cleveland at Detroit	4:00
Green Bay at Dallas	12:00
Houston at Minnesota	12:00
Indianapolis at Miami	4:00
New York Jets at Buffalo	1:00
Pittsburgh at Jacksonville	1:00
Seattle at Oakland Raiders	1:00
Washington at Philadelphia	1:00
Denver at New England	8:00

MONDAY, OCTOBER 9

San Diego at Kansas City	8:00
--------------------------	------

WEEK 7

(Open dates: Cincinnati, Cleveland, Houston, Pittsburgh)

THURSDAY, OCTOBER 12

Atlanta at St. Louis	7:00
----------------------	------

SUNDAY, OCTOBER 15

Chicago at Jacksonville	1:00
Dallas at San Diego	1:00
Detroit at Green Bay	12:00
Miami at New Orleans	3:00
Minnesota at Tampa Bay	1:00
New England at Kansas City	12:00
New York Jets at Carolina	4:00
Philadelphia at New York Giants	1:00
San Francisco at Indianapolis	12:00
Seattle at Buffalo	1:00
Washington at Arizona	1:00

MONDAY, OCTOBER 16

Oakland Raiders at Denver	7:00
---------------------------	------

WEEK 8

(Open dates: Arizona, Dallas, New York Giants, Philadelphia)

THURSDAY, OCTOBER 19

Cincinnati at Pittsburgh 8:00

SUNDAY, OCTOBER 22

Atlanta at Tampa Bay 1:00

Detroit at Washington 1:00

Houston at Chicago 12:00

Indianapolis at Oakland Raiders 1:00

Jacksonville at Cleveland 1:00

Kansas City at Denver 2:00

Miami at New York Jets 1:00

Minnesota at Green Bay 12:00

New Orleans at Carolina 1:00

San Diego at Seattle 1:00

San Francisco at St. Louis 3:00

MONDAY, OCTOBER 23

Buffalo at New England 9:00

WEEK 9

(Open dates: Denver, Kansas City, Los Angeles Raiders, San Diego)

SUNDAY, OCTOBER 29

Buffalo at Miami 4:00

Carolina at New England 1:00

Cleveland at Cincinnati 1:00

Dallas at Atlanta 1:00

Green Bay at Detroit 1:00

Jacksonville at Pittsburgh 1:00

New Orleans at San Francisco 1:00

New York Jets at Indianapolis 1:00

Seattle at Arizona 2:00

St. Louis at Philadelphia 1:00

Tampa Bay at Houston 3:00

New York Giants at Washington 8:00

MONDAY, OCTOBER 30

Chicago at Minnesota 8:00

WEEK 10

(Open dates: Jacksonville, Tampa Bay)

SUNDAY, NOVEMBER 5

Arizona at Denver 2:00

Buffalo at Indianapolis 1:00

Carolina at San Francisco 1:00

Detroit at Atlanta 1:00

Green Bay at Minnesota 12:00

Houston at Cleveland 1:00

Oakland at Cincinnati 4:00

New England at New York Jets 1:00

New York Giants at Seattle 1:00

Pittsburgh at Chicago 3:00

St. Louis at New Orleans 12:00

Washington at Kansas City 12:00

Miami at San Diego 5:00

MONDAY, NOVEMBER 6

Philadelphia at Dallas 8:00

WEEK 11

(Open dates: New York Jets, Washington)

SUNDAY, NOVEMBER 12

Atlanta at Buffalo 1:00

Carolina at St. Louis 12:00

Chicago at Green Bay 12:00

Cincinnati at Houston 12:00

Indianapolis at New Orleans 12:00

Kansas City at San Diego 1:00

Oakland at New York Giants 1:00

Minnesota at Arizona	2:00
New England at Miami	1:00
San Francisco at Dallas	3:00
Seattle at Jacksonville	1:00
Tampa Bay at Detroit	1:00
Denver at Philadelphia	8:00
MONDAY, NOVEMBER 13	
Cleveland at Pittsburgh	9:00

WEEK 12

SUNDAY, NOVEMBER 19	
Arizona at Carolina	1:00
Buffalo at New York Jets	4:00
Dallas at Oakland Raiders	1:00
Detroit at Chicago	12:00
Green Bay at Cleveland	1:00
Indianapolis at New England	1:00
Jacksonville at Tampa Bay	1:00
New Orleans at Minnesota	3:00
New York Giants at Philadelphia	1:00
Pittsburgh at Cincinnati	1:00
San Diego at Denver	2:00
Seattle at Washington	1:00
St. Louis at Atlanta	1:00
Houston at Kansas City	7:00
MONDAY, NOVEMBER 20	
San Francisco at Miami	9:00

WEEK 13

THURSDAY, NOVEMBER 23	
Kansas City at Dallas	3:00
Minnesota at Detroit	12:30
SUNDAY, NOVEMBER 26	
Atlanta at Arizona	2:00
Chicago at New York Giants	1:00
Cincinnati at Jacksonville	1:00
Denver at Houston	3:00
Miami at Indianapolis	1:00
New England at Buffalo	1:00
New York Jets at Seattle	1:00
Philadelphia at Washington	1:00
Pittsburgh at Cleveland	4:00
St. Louis at San Francisco	1:00
Tampa Bay at Green Bay	12:00
Carolina at New Orleans	7:00
MONDAY, NOVEMBER 27	
Oakland Raiders at San Diego	6:00

WEEK 14

THURSDAY, NOVEMBER 30	
New York Giants at Arizona	6:00
SUNDAY, DECEMBER 3	
Atlanta at Miami	1:00
Cincinnati at Green Bay	12:00
Cleveland at San Diego	1:00
Houston at Pittsburgh	1:00
Indianapolis at Carolina	1:00
Jacksonville at Denver	2:00
Kansas City at Oakland Raiders	1:00
New Orleans at New England	1:00
Philadelphia at Seattle	1:00
St. Louis at New York Jets	1:00
Tampa Bay at Minnesota	12:00
Washington at Dallas	3:00
Buffalo at San Francisco	5:00
MONDAY, DECEMBER 4	
Chicago at Detroit	9:00

WEEK 15**SATURDAY, DECEMBER 9**

Arizona at San Diego	1:00
Cleveland at Minnesota	11:30

SUNDAY, DECEMBER 10

Buffalo at St. Louis	12:00
Chicago at Cincinnati	1:00
Dallas at Philadelphia	1:00
Detroit at Houston	12:00
Indianapolis at Jacksonville	1:00
New Orleans at Atlanta	1:00
New York Jets at New England	1:00
Pittsburgh at Oakland Raiders	1:00
San Francisco at Carolina	1:00
Seattle at Denver	2:00
Washington at New York Giants	4:00
Green Bay at Tampa Bay	8:00

MONDAY, DECEMBER 11

Kansas City at Miami	9:00
----------------------	------

WEEK 16**SATURDAY, DECEMBER 16**

Green Bay at New Orleans	3:00
New England at Pittsburgh	12:30

SUNDAY, DECEMBER 17

Arizona at Philadelphia	1:00
Atlanta at Carolina	1:00
Cincinnati at Cleveland	1:00
Denver at Kansas City	3:00
Jacksonville at Detroit	1:00
Miami at Buffalo	1:00
New York Giants at Dallas	3:00
New York Jets at Houston	12:00
San Diego at Indianapolis	4:00
Tampa Bay at Chicago	12:00
Washington at St. Louis	12:00
Oakland Raiders at Seattle	5:00

MONDAY, DECEMBER 18

Minnesota at San Francisco	6:00
----------------------------	------

WEEK 17**SATURDAY, DECEMBER 23**

Detroit at Tampa Bay	4:00
San Diego at New York Giants	12:30
New England at Indianapolis	8:00

SUNDAY, DECEMBER 24

Carolina at Washington	4:00
Cleveland at Jacksonville	1:00
Denver at Oakland Raiders	1:00
Houston at Buffalo	1:00
Miami at St. Louis	3:00
Minnesota at Cincinnati	1:00
New Orleans at New York Jets	1:00
Philadelphia at Green Bay	12:00
San Francisco at Atlanta	1:00
Seattle at Kansas City	12:00

MONDAY, DECEMBER 25

Dallas at Arizona	7:00
-------------------	------

POSTSEASON SCHEDULE

Saturday, Dec. 30	AFC and NFC wild cards
Sunday, Dec. 31	AFC and NFC wild cards
Saturday, Jan. 6	AFC and NFC divisional playoffs
Sunday, Jan. 7	AFC and NFC divisional playoffs
Sunday, Jan. 14	AFC and NFC championships
Sunday, Jan. 28	Super Bowl at Tempe, Ariz.
Sunday, Feb. 4	Pro Bowl at Honolulu

SUPER BOWL RESULTS

Game	Date	Result	Site
XXIX	1-29-95	San Francisco 49, San Diego 26	Miami
XXVIII	1-30-94	Dallas 30, Buffalo 13	Atlanta
XXVII	1-31-93	Dallas 52, Buffalo 17	Pasadena
XXVI	1-26-92	Washington 37, Buffalo 24	Minneapolis
XXV	1-27-91	N.Y. Giants 20, Buffalo 19	Tampa
XXIV	1-28-90	San Francisco 55, Denver 10	New Orleans
XXIII	1-22-89	San Francisco 20, Cincinnati 16	Miami
XXII	1-31-88	Washington 42, Denver 10	San Diego
XXI	1-25-87	N.Y. Giants 39, Denver 20	Pasadena
XX	1-26-86	Chicago 46, New England 10	New Orleans
XIX	1-20-85	San Francisco 38, Miami 16	Stanford
XVIII	1-22-84	L.A. Raiders 38, Washington 9	Tampa
XVII	1-30-83	Washington 27, Miami 17	Pasadena
XVI	1-24-82	San Francisco 26, Cincinnati 21	Pontiac
XV	1-25-81	Oakland 27, Philadelphia 10	New Orleans
XIV	1-20-80	Pittsburgh 31, Los Angeles 19	Pasadena
XIII	1-21-79	Pittsburgh 35, Dallas 31	Miami
XII	1-15-78	Dallas 27, Denver 10	New Orleans
XI	1-9-77	Oakland 32, Minnesota 14	Pasadena
X	1-18-76	Pittsburgh 21, Dallas 17	Miami
IX	1-12-75	Pittsburgh 16, Minnesota 6	New Orleans
VIII	1-13-74	Miami 24, Minnesota 7	Houston
VII	1-14-73	Miami 14, Washington 7	Los Angeles
VI	1-16-72	Dallas 24, Miami 3	New Orleans
V	1-17-71	Baltimore 16, Dallas 13	Miami
IV	1-11-70	Kansas City 23, Minnesota 7	New Orleans
III	1-12-69	N.Y. Jets 16, Baltimore 7	Miami
II	1-14-68	Green Bay 33, Oakland 14	Miami
I	1-15-67	Green Bay 35, Kansas City 10	Los Angeles

AFC CHAMPIONSHIP GAMES

(Includes AFL Championship Games, 1960-69)

Season	Date	Result	Site
1994	Jan. 15	San Diego 17, Pittsburgh 13	Pittsburgh
1993	Jan. 23	Buffalo 30, Kansas City 13	Buffalo
1992	Jan. 19	Buffalo 29, Miami 10	Miami
1991	Jan. 12	Buffalo 10, Denver 7	Buffalo
1990	Jan. 20	Buffalo 51, L.A. Raiders 3	Buffalo
1989	Jan. 14	Denver 37, Cleveland 21	Denver
1988	Jan. 8	Cincinnati 21, Buffalo 10	Cincinnati
1987	Jan. 17	Denver 38, Cleveland 33	Denver
1986	Jan. 11	Denver 23, Cleveland 20*	Cleveland
1985	Jan. 12	New England 31, Miami 14	Miami
1984	Jan. 6	Miami 45, Pittsburgh 28	Miami
1983	Jan. 8	L.A. Raiders 30, Seattle 14	Los Angeles
1982	Jan. 23	Miami 14, N.Y. Jets 0	Miami
1981	Jan. 10	Cincinnati 27, San Diego 7	Cincinnati
1980	Jan. 11	Oakland 34, San Diego 27	San Diego
1979	Jan. 6	Pittsburgh 27, Houston 13	Pittsburgh
1978	Jan. 7	Pittsburgh 34, Houston 5	Pittsburgh
1977	Jan. 1	Denver 20, Oakland 17	Denver
1976	Dec. 26	Oakland 24, Pittsburgh 7	Oakland
1975	Jan. 4	Pittsburgh 16, Oakland 10	Pittsburgh
1974	Dec. 29	Pittsburgh 24, Oakland 13	Oakland
1973	Dec. 30	Miami 27, Oakland 10	Miami
1972	Dec. 31	Miami 21, Pittsburgh 17	Pittsburgh
1971	Jan. 2	Miami 21, Baltimore 0	Miami
1970	Jan. 3	Baltimore 27, Oakland 17	Baltimore
1969	Jan. 4	Kansas City 17, Oakland 7	Oakland
1968	Dec. 29	N.Y. Jets 27, Oakland 23	New York
1967	Dec. 31	Oakland 40, Houston 7	Oakland
1966	Jan. 1	Kansas City 31, Buffalo 7	Buffalo
1965	Dec. 26	Buffalo 23, San Diego 0	San Diego
1964	Dec. 26	Buffalo 20, San Diego 7	Buffalo
1963	Jan. 5	San Diego 51, Boston 10	San Diego
1962	Dec. 23	Dallas 20, Houston 17**	Houston
1961	Dec. 24	Houston 10, San Diego 3	San Diego
1960	Jan. 1	Houston 24, L.A. Chargers 16	Houston

*Overtime

**Double Overtime

RECENTLY RETIRED



JOE MONTANA • 19
Quarterback Ht: 6-2 Wt: 205

How Acquired: Trade (San Francisco - 1993)
College: Notre Dame
NFL Experience: 16 (2 with Chiefs)
Birthdate: June 11, 1956
Birthplace: New Eagle, Pennsylvania
Residence: Atherton, California

Pro Career: All-time great announced his retirement from professional football on April 18, 1995 . . . One of the few modern-day sports personalities that can truly be labeled a legend . . . Spent two seasons in Kansas City ('93-94) after spending 14 years in San Francisco with the 49ers ('79-92) . . . Returned to the field full-time in '93 with the Chiefs after playing just one half of one game the previous two seasons . . . On April 20, 1993, the Chiefs acquired the three-time Super Bowl Most Valuable Player in a trade with San Francisco . . . Kansas City got Montana, safety David Whitmore and a third-round pick in the '94 draft (wide receiver Lake Dawson) in exchange for a first-round pick in the '93 draft (49ers traded the pick to Cardinals) . . . Made a storied comeback in the season finale of the '92 season and his '93 campaign with the Chiefs after nearly missing two full campaigns with an elbow injury . . . Had an unequalled desire to succeed and to perform the near impossible . . . From his college days at Notre Dame, through his 16 seasons in the NFL, Montana put together one of the most remarkable careers in football history . . . Guided the 49ers to the first four of their NFL record five Super Bowl victories . . . Was named the Super Bowl MVP an unprecedented three times, in the games designated with the Roman numerals XVI, XIX and XXIV . . . Played brilliantly in each of the four Super Bowls he appeared in, completing 66.4% of his passes for an average of 286 yards per game with 11 total touchdowns and no interceptions . . . As recently as '90, he was named the NFL's MVP and was honored as *Sports Illustrated's* Sportsman of the Year . . . Also won the '89 NFL MVP Award after directing San Francisco to its fourth NFL title . . . Directed his team to the playoffs 12 times . . . Led his club into the playoffs all 10 seasons he started at least 10 games . . . Was voted to the Pro Bowl eight times, more than any quarterback in league history, earning the honor following the '81, '83, '84, '85, '87, '89, '90 and '93 seasons . . . Was the first Chiefs quarterback to earn Pro Bowl recognition since Bill Kenney in '83 . . . Was named All-NFL three times and All-NFC on five occasions . . . Is the second-rated passer in NFL history with a 92.3 rating (Steve Young, 96.8) . . . In 192 career games, he completed 3,409 of 5,391 passes, good for a 63.2% (third all-time to Young - 63.4% & Troy Aikman - 62.4%) . . . Passed for 40,551 yards with 273 touchdowns and just 139 interceptions . . . In '94 he became just the fifth quarterback to ever pass for 40,000 yards . . . Ranks fourth on the all-time passing yardage list, is fourth in pass attempts, third in pass completions and fourth in passing touchdowns . . . Owns career playoff passing records for attempts, completions, yards and touchdowns . . . In 23 postseason affairs, he completed 460 of 734 passes (62.7%) for 5,772 yards with 45 touchdowns and 21 interceptions, good for a 95.3 passer rating . . . Is the only NFL QB with 5,000 postseason passing yards . . . Rushed for 1,674 yards and 20 touchdowns on 457 carries during the regular season and amassed 310 yards and two scores on 63 totes during the playoffs . . . His ability to bring a team back from the teeth of defeat was so extraordinary it has a name: "Montana Magic" . . . During his career, he engineered 31 fourth-quarter comebacks, including the playoffs . . . Two of those comebacks were playoff wins for the Chiefs in '94 . . . Had an exceptional 117-47 (71.3%) regular season record as a starter . . . Was 15-8 (65.2%) as a starter in postseason action . . . His 117 regular season wins are the third-most ever behind Fran Tarkenton (125) and Johnny Unitas (119) . . . Holder of NFL records for most consecutive games with 300 or more passing yards (five in '82) and most consecutive passes completed (22 in '87) . . . Led the NFL in com-

pletion percentage five times, three shy of Len Dawson's league record . . . Owns 49er records for most seasons with 3,000 passing yards (seven), most career attempts (4,600), completions (2,929), yards (35,124) and touchdowns (244) . . . Won NFL passing titles in both '87 and '89 . . . Topped the NFC in passing five times ('81, '84, '85, '87 and '89) . . . From '81-93, he finished in the top three in his conference (NFC except '93) in passing every season he qualified: first ('81, '84, '85, '87 & '89); second ('86 & '93 - AFC); third ('82, '83, '88 & '90) . . . Had 39 games with 300 or more passing yards, fourth-most in NFL history, including seven of at least 400 yards . . . Had six career postseason 300-yard passing games, an NFL record . . . Owns nearly every Super Bowl passing mark . . . His 5,427 passing yards in '93-94 put him in fifth place on Kansas City's all-time list . . . In two years with the Chiefs, he completed 480 of 791 passes (60.7%) with 29 TDs and 16 INTs. **1994:** Started 14 games (9-5 record), missing two with a foot injury . . . Completed 299 of 493 passes (60.6%) for 3,283 yards with 16 TDs and nine INTs; rushed for 17 yards on 18 totes . . . Passed for 3,000 yards for the eighth time in his career; only Dan Marino (10) and John Elway (nine) have achieved that feat more often . . . His attempt and completion totals were the second-highest ever by a Chiefs QB; in '83 Bill Kenney was 346-of-603 . . . His 3,283 yards were his most since '90 (3,944) and the third-most in Chiefs annals . . . Had four 300-yard games in '94, raising his career total to 39 . . . His 300-yard efforts: 24-33-315 2 TDs vs. Saints (9/4); 28-39-361 2 TDs & 2 INTs vs. Falcons (9/18); 37-55-310 1 INT vs. Chargers (10/9); and 34-54-393 3 TDs 1 INT vs. Broncos (10/17) . . . Engineered thrilling, 31-28, comeback win on Monday Night Football at Denver (10/17), marching the Chiefs 75 yards on nine plays in final 1:29 for the victory, hitting WR Willie Davis for a five-yard TD with eight seconds remaining in the contest . . . On the game-winning drive, he completed six of seven passes for 65 yards . . . Also led Chiefs to a fourth-quarter comeback win vs. Cleveland (11/20), giving him 31 for his career (five with Kansas City) . . . Completed 19 of 31 passes for 203 yards and two TDs in a Week 2, 24-17, win over eventual Super Bowl champion 49ers (9/11) . . . Won AFC Offensive Player of the Week twice, for the Broncos comeback and 49ers triumph . . . Chiefs were 9-0 in '94 when he threw a TD pass . . . His 55 pass attempts and 37 completions vs. San Diego (10/9) are Chiefs single-game records . . . Threw his 5,000th career pass in that game, and finished the season with 5,391, jumping ahead of Steve DeBerg (4,965), Jim Hart (5,076) and Johnny Unitas (5,186) for fourth place on the NFL's all-time list . . . Became the fifth QB to pass for 40,000 career yards vs. Seattle (11/27), and now has 40,551, bypassing Unitas (40,239) for fourth place on the league's all-time list . . . Moved past Dan Fouts (3,297) for third place on the all-time pass completions list with 3,409 . . . In 27-17 playoff loss at Miami (12/31), he was accurate on 26 of 37 passes (70.3%) for 314 yards with two TDs and one INT . . . The scoring passes were to TE Derrick Walker (one yard) and FB Kimble Anders (57 yards). **1993:** Became a Chief on April 20 in a trade with the 49ers and led the Chiefs to an 11-5 record, the team's first division title in 22 years, two come-from-behind playoff victories and a first-ever appearance in the AFC Championship Game . . . Earned eighth Pro Bowl berth while finishing second in the AFC and fifth in the NFL in passing with an 87.4 rating . . . Named AFC Offensive Player of the Week four times (Weeks 1, 7, 13 & Divisional Playoffs) . . . Started 11 games (8-3 record) and played in 38 of 64 possible quarters . . . Missed one game with a wrist injury (Game 2) and four with a hamstring injury (Games 5, 8-10) but started the final nine games, including playoffs . . . Completed 181 of 298 passes (60.7%) for 2,144 yards with 13 touchdowns and seven interceptions . . . Also rushed for 64 yards on 25 carries . . . His 60.7% was the third-highest ever by a Chief QB and his 2.3 INT% was the second-best ever . . . Commandeered three fourth quarter comebacks, including two in the playoffs, to raise his career total to 29 . . . Climbed ahead of John Hadl (244), Dan Fouts (254) and Sonny Jurgensen (255) for fourth place on the NFL's all-time passing TD list with 257 . . . Moved ahead of Hadl (4,687) into seventh place on the all-time pass attempts list with 4,898 . . . Began his Chiefs career in grand fashion, tossing three TD passes in a 27-3 win at Tampa Bay (9/5) . . . Completed 14 of 21 passes for 246 yards before leaving the game at the end of the third quarter with a sprained right wrist . . . Engineered 17 second-quarter points, firing his first TD pass as a Chief to WR Willie Davis (19 yards) and then another of 50 yards to WR J.J. Birden . . . Was

11-of-15 for 193 yards and two scores in the first half . . . Got his third TD pass of the day midway through the third frame, hitting RB Marcus Allen on a swing pass, good for a 12-yard TD . . . Montana's injury occurred on the play prior to the Allen TD . . . Missed Houston game (9/12), then returned to action for a 15-7, Monday Night Football victory over Denver (9/20) in his first regular season appearance in Arrowhead as a Chief . . . Completed 21 of 36 passes for 273 yards with no TDs or INTs . . . Played about a quarter and a half in a 24-9 win over the L.A. Raiders (10/3) . . . Suffered a pulled hamstring on a four-yard scramble midway through the second frame and did not return . . . Prior to the injury, he had completed seven of nine tosses for 68 yards and two TDs (one-yard to T Joe Valerio and 15 yards to Davis) . . . Was listed as inactive vs. Cincinnati (10/10) with the hamstring injury . . . Was back in action at San Diego (10/17) and by game's end, he had engineered his 27th career fourth-quarter comeback, leading KC to a thrilling 17-14 victory . . . Was accurate on 21 of 39 aerials for a season-high 284 yards with one TD and one INT . . . Down, 14-10, with just over two minutes remaining and staring at fourth-and-10, he completed a 12-yard pass to Davis; two Allen runs later, KC was up 17-14 . . . Fired a 15-yard scoring strike to Allen in the first quarter for his 250th career TD pass . . . Suffered his most serious injury of the year at Miami (10/31), when he strained his hamstring on an eight-yard pass completion to TE Keith Cash with 4:46 left in the first half . . . Before leaving the game, he was 10-of-17 for 90 yards . . . Chiefs lost the game, 30-10 . . . In the contest, he became the fourth QB in NFL history to record 3,000 pass completions, getting it on a 20-yard pass to Birden three plays before the injury . . . Was inactive vs. Green Bay (11/8), at L.A. Raiders (11/14) and vs. Chicago (11/21) with the hamstring injury . . . Saw his first action in a month as the Chiefs pounded eventual AFC champion Buffalo (11/28) by a score of 23-7 . . . Was 18 of 32 attempts for 208 yards with two scores (18 yards to Allen and one yard to Cash) and one INT . . . Completed 20 of 30 throws for 239 yards in a 31-16 victory at Seattle (12/5) . . . In one of the most dramatic games of the NFL regular season, he was 17-of-30 for 237 yards with two TDs and one INT in a 27-21 loss at Denver (12/12) . . . His two TD passes (11 yards to TE Jonathan Hayes and 29 yards to WR Davis) gave him 254 for his career, tying him with Fouts for the fifth-most in league history . . . In a 28-24 win over the Chargers (12/19), he was true on 18 of 32 passes for 168 yards with two TDs (nine yards to Davis and 14 to Birden) and one INT . . . Chiefs were down 17-0 in the game, and by erasing the 17-point deficit, the club had its biggest comeback since 10/25/81 . . . Exited the game with a minor concussion (that resolved itself) at the end of the third quarter, missed two series, and returned for the final 5:27 of the game . . . In a 30-10, Sunday night setback at Minnesota (12/26), he completed 17 of 24 passes for 121 yards with no TDs and two INTs . . . In a 34-24, regular-season-ending win over Seattle (1/2/94), he hit 18 of 28 passes for 210 yards with one TD and one INT . . . TD was a 14-yard pass to Davis . . . Commandeered another patented, fourth-quarter comeback as the Chiefs wiped out a 17-10 Steeler advantage to win a 27-24, AFC Wild Card thriller in overtime . . . In the 1/8/94 affair at Arrowhead, he completed 28 of 43 passes for 276 yards with one TD and no INTs . . . Fired a seven-yard TD pass to WR Tim Barnett with 1:43 remaining in the game, on fourth-and-goal, and the Chiefs trailing, 24-17 . . . With the game-time temperature at 25° and wind chill at -18°, Montana wore gloves to start the game and misfired on his first seven pass attempts . . . Discarded the gloves, but was still just six-of-15 for 73 yards in the first half . . . In fourth quarter and OT, he completed 15 of 19 passes (78.9%) for 152 yards and a TD . . . It was his 28th career fourth-quarter comeback and his fourth in the playoffs . . . Was shaken up by a first-quarter hit and missed one series (backup QB Dave Krieg tossed a TD pass in his absence) . . . "Montana Magic" reappeared at the Astrodome as the Chiefs upset the heavily-favored Oilers (1/16/94) by the count of 28-20 in an AFC Divisional Playoff Game . . . Things looked bleak after Montana was intercepted at the KC 25-yard line with 11:36 left in the contest and the Oilers up, 10-7 . . . Chiefs defense limited Houston to a field goal, then cleared the stage for another Montana miracle show . . . KC scored 21 points in the last nine minutes as Montana hurled TD strikes to Birden (11 yards) and Davis (18 yards) . . . Also had a third-quarter TD pass of seven yards to Cash . . . Was 22-of-39 for 299 yards with three TDs and two INTs . . . Was brilliant in the second half, hitting on 13 of 19 passes for

212 yards and three scores . . . It was his 29th career fourth-quarter comeback, his fifth in postseason and second in as many weeks . . . In his seventh conference title game appearance (his first in the AFC), the Chiefs dropped a 30-13 decision to the Bills at Rich Stadium on 1/23/94 . . . Completed nine of 23 passes for 125 yards with one INT before leaving the game with a concussion . . . Took a hit early in the third quarter on a 17-yard pass to Cash with the Chiefs trailing, 20-6, and did not return. **1992:** Made a dramatic comeback after missing 31 straight games to play in the regular season finale, a Monday Night Football offering vs. Detroit (12/28) . . . Missed the entire preseason due to muscle swelling in his right elbow . . . Participated in training camp, but his throwing was limited . . . Had a minor surgical procedure on his right elbow, Sept. 12 . . . Started regular season on injured reserve, but was added to the practice roster on Nov. 25 and activated from IR on Dec. 18 . . . Inactive vs. Tampa Bay (12/19) . . . Made his first appearance in nearly two seasons (since 1/20/91) starting the second half against the Lions . . . Completed 15 of 21 passes (71.4%) for 126 yards and a pair of touchdowns . . . Became the fifth player in NFL history to surpass 35,000 career passing yards (35,124) . . . Also rushed three times for 28 yards and was sacked once . . . Dressed but did not play in either of San Francisco's playoff contests. **1991:** Placed on injured reserve Aug. 27, due to tendinitis in his right elbow . . . Had surgery to repair torn tendon in the elbow on Oct. 9 and remained on IR the rest of the season. **1990:** Named NFL MVP for the second consecutive year and *Sports Illustrated's* Sportsman-of-the-Year . . . Set a team record for most passing yards in a season with 3,944 . . . Completed 321 of 520 passes (61.7%) with 26 touchdowns and 16 interceptions, leading San Francisco to a 14-2 regular season record . . . Broke John Brodie's (31,548) San Francisco career passing record with a 390-yard effort vs. Washington (9/16) and was named NFC Offensive Player-of-the-Week . . . Had one of the finest afternoons of his storied career at Atlanta (10/14), breaking team records for TD passes in a game (six) and yards passing (476) as his four first-half TD passes tied a personal best . . . Named NFC co-Offensive Player-of-the-Week along with Jerry Rice (13 rec., 225 yds., 5 TDs) for that performance against the Falcons . . . Recorded his second 400-yard passing game (411) of the season at Green Bay (11/4) . . . Had a streak of at least one TD pass in 17 consecutive games (counting postseason) snapped against Cincinnati (12/9) . . . Did not dress vs. New Orleans (12/23) due to a lower abdominal strain . . . Play was limited to the first half at Minnesota (12/30) . . . Engineered three consecutive first-half scoring drives in win over Washington in the NFC Divisional Playoff Game (1/12/91) . . . Threw a 61-yard touchdown pass to John Taylor for the 49ers only touchdown in loss to Giants in the NFC Championship Game (1/20/91) . . . Replaced by Steve Young late in the fourth quarter of that game after suffering a bruised sternum and a broken bone at the base of the fifth finger of his right hand. **1989:** Named the NFL's MVP after a stellar season in which he completed 271 of 386 passes (70.2%, the third-highest single-season percentage in league history) for 3,521 yards with 26 touchdowns and just eight interceptions en route to a 14-2 regular season record . . . Established a single-season NFL record with his 112.4 quarterback rating . . . Selected All-NFC, All-Pro, a starter for the NFC Pro Bowl squad, *The Sporting News* Man-of-the-Year, and team MVP . . . Scored the winning points on a four-yard run with :40 remaining, while rushing a career-high nine times, in the season opener at Tampa Bay (9/17) – the first of four fourth-quarter rallies he crafted during the season . . . Set a then-personal and team best with five TD passes at Philadelphia (9/24) . . . Four of the five TDs came in the fourth quarter . . . Hurt his right elbow in the fourth quarter at New Orleans (10/8) and didn't play in the final series . . . Did not play at Dallas (10/15) the next week due to that injury . . . Returned to the starting lineup vs. New England (10/22), but injured his left knee late in the first half and did not return to action . . . Did not play at N.Y. Jets (10/29) due to that injury . . . Set a team record by throwing 154 consecutive passes without an interception upon his return from injury . . . Passed for a then-team-record 458 yards at L.A. Rams (12/11) . . . Had incredible postseason run with 11 TD passes with no interceptions en route to Super Bowl win number four . . . Completed 17 of 24 passes and threw four TD strikes in the NFC Divisional Playoff victory over the Vikings (1/6/90) . . . Was 26-of-30 for 262 yards and two scores in NFC Championship win over

the Rams (1/14/90) . . . Named Super Bowl XXIV MVP after completing 22 of 29 passes for 297 yards and a Super Bowl-record five touchdowns vs. Denver (1/28/90) . . . Had a 146.4 postseason quarterback rating. **1988:** Directed the 49ers to their third Super Bowl victory . . . Completed 238 of 397 passes (59.9%) for 2,981 yards with 18 touchdowns and 10 interceptions as 49ers went 10-6 . . . Started the season opener at New Orleans (9/4), and completed three third-quarter TD passes, but did not play in the fourth quarter because of a bruised right elbow . . . Started the second half as a replacement for starter Steve Young at N.Y. Giants (9/11) and threw a 78-yard TD pass to Jerry Rice with :42 remaining for a 20-17 win . . . Had a season-high 343 passing yards vs. Atlanta (9/18) . . . Injured his ribs while being sacked in overtime vs. Denver (10/9), and did not return to action . . . Started at Chicago (10/24), but was on the inactive list due to a back injury vs. Minnesota (10/30) . . . Dressed, but did not play, at Phoenix (11/6) . . . Equalled his then-career-long with an 80-yard TD pass to Rice and scored on a four-yard run vs. Washington (11/21) . . . Completed a career-long 96-yard TD pass to Rice at San Diego (11/27) . . . Tossed three TD passes (all to Rice) in NFC Divisional Playoff triumph vs. Minnesota (1/1/89) and also threw three scoring passes in NFC Championship Game win over Chicago (1/8/89) . . . Engineered an 11-play, 92-yard drive, climaxed by a 10-yard scoring pass to John Taylor with :34 remaining for a 20-16 win over Cincinnati in Super Bowl XXIII (1/22/89) . . . Also had a 14-yard scoring toss to Rice and threw for a then-Super Bowl record 357 yards. **1987:** Won the first of two NFL passing titles with a 102.1 rating . . . Was accurate on 266 of 398 passes (66.8%) for 3,054 yards with 31 touchdowns and 13 interceptions to help the 49ers to a 13-2 record . . . His 31 TD passes set a team record and led the league . . . Threw a TD pass to Jerry Rice with no time remaining (to tie the score) in a win at Cincinnati (9/20) . . . Did not start due to an injured right hand vs. New Orleans (11/15), but subbed for an injured Steve Young (concussion) in the second quarter . . . Set an NFL record with 22 consecutive completions (first five vs. Cleveland, 11/29, & last 17 at Green Bay, 12/6) . . . Injured his left hamstring in the first quarter vs. Chicago (12/4) . . . On the inactive list Week 15 due to that injury . . . Did not start, but played the entire second half vs. L.A. Rams (12/27) . . . Started the NFC Divisional Playoff Game vs. Minnesota (1/9/88). **1986:** Was limited to just eight regular season appearances because of a back injury . . . Completed 191 of 307 passes (62.2%) for 2,236 yards with eight touchdowns and nine interceptions, marking the only season of his career with more picks than TD passes . . . Injured his back in an opening-day performance at Tampa Bay (9/7) and didn't play at L.A. Rams (9/14) . . . Extensive examinations revealed a "congenital spinal stenosis associated with an acute rupture of the L5-S1 disc" . . . Surgery was performed to widen the spinal canal and remove the ruptured disc . . . Began light individual workouts and some throwing in mid-October . . . Was activated on Nov. 6, and returned to action three days later as the starter vs. St. Louis (11/9) . . . Established then-personal bests and set team records the following week with 60 attempts (33 completions) for 441 yards at Washington (11/17) . . . Led team to a 6-2 record in his eight regular season starts, including division title-clinching 24-14 win over the L.A. Rams (12/19) in the season finale . . . Completed eight of 15 passes for 98 yards prior to suffering a concussion late in the second quarter of the NFC Divisional Playoff Game at N.Y. Giants (1/4/87), and did not play the remainder of the game . . . Won the Ed Block Courage Award. **1985:** Selected to start the Pro Bowl (did not play) after another spectacular season . . . Hit on 303 of 494 passes (61.3%) for 3,653 yards with 27 touchdowns and 13 interceptions as the 49ers went 10-6 . . . Led the NFC and was third in the NFL with a 91.3 QB rating . . . Led the conference and was second in the league (Dan Marino, 30) with 27 TD passes . . . Had two streaks of more than 100 passes thrown without an interception (112 & 118) . . . Threw a then team-record tying five TD passes at Atlanta (10/6) . . . Missed one game (Philadelphia 11/3) with a bruised sternum . . . Suffered a shoulder injury in the Wild Card loss to the N.Y. Giants (12/29). **1984:** Named the NFC's Pro Bowl starter and was again voted the Super Bowl MVP after leading the 49ers to a remarkable 15-1 record and a second World Championship . . . Was accurate on 279 of 432 aeriels (64.6%) for 3,630 yards with 28 touchdowns and a lowly 10 interceptions . . . Was the NFC leader in QB rating (102.9) and tied as the NFC leader (with St.

Louis' Neil Lomax) with 28 TD passes . . . Set a team record and was the NFC leader with a .646 completion percentage and the lowest interception ratio (2.3%) . . . Missed his first start in 49 games, at Philadelphia (9/23), due to a sternum injury . . . At midseason, he had three straight 300-yard games . . . Established then-Super Bowl records for passing yards (331) and most rushing yards by a quarterback (59) in San Francisco's 38-16 victory over the Dolphins in Super Bowl XIX. **1983:** Had one of the most prolific seasons of his career, hitting on 332 of 515 passes (64.5%) for 3,910 yards with 26 touchdowns and 12 interceptions . . . Also rushed 61 times for 284 yards and two scores . . . Directed team to a 10-6 record and helped advance them to the NFC Championship Game . . . Was 27-of-48 for 347 yards with three touchdowns and one interception in the 24-21 NFC Championship Game loss to Washington (1/8/84). **1982:** His totals in the strike-shortened season (nine games) reflected many quarterbacks' totals in a regular 16-game season . . . Was 213-of-346 (61.6%) for 2,613 yards with 17 touchdowns and 11 interceptions . . . Established an NFL record with five straight 300-yard passing games . . . Was the NFC leader in pass attempts, completions, yards and touchdowns. **1981:** In his first full season as a starter, he directed the 49ers to their first playoff appearance in nine years and their first ever Super Bowl title . . . Was accurate on 311 of 488 passes (63.7%) for 3,565 yards with 19 touchdowns and 12 interceptions . . . Led the NFC in passer rating (88.2), completion percentage and interception avoidance percentage (2.5) as San Francisco mounted a 13-3 regular season . . . Named a starter for the NFC in his first Pro Bowl . . . On Jan. 10 of '82, the Montana pro legend was unleashed . . . In the waning seconds of the NFC Championship Game victory (28-27) over the Cowboys, he fired a six-yard, game-winning pass to wide receiver Dwight Clark that became known as "The Catch" . . . Two weeks later he was named MVP of Super Bowl XVI after directing the 49ers to a 26-21 win over the Bengals. **1980:** Started seven of the last 10 games, including the last five . . . Opened his second NFL season as a backup to Steve DeBerg . . . Completed 176 of 273 passes (NFL-high 64.5%) for 1,795 yards with 15 touchdowns and nine interceptions. **1979:** Drafted in the third round (82nd overall) by San Francisco . . . Was the fourth quarterback taken in '79, behind Jack Thompson (third overall, Cincinnati), Phil Simms (seventh, N.Y. Giants) and Steve Fuller (23rd, Kansas City) . . . Backed up Steve DeBerg as a rookie . . . Threw his first professional TD pass vs. Denver (11/18) . . . Initial NFL start came against St. Louis (12/2).

College/Personal: Although his statistics at Notre Dame were not overwhelmingly impressive, his legendary status there was, and remains, enormous . . . In 27 games (22 starts), he completed 268 of 515 passes (52.0%) for 4,121 yards with 25 touchdowns and 25 interceptions . . . As a senior in '78, he ranked 20th in the NCAA in passing with 141-of-260 (54.2%) marksmanship for 2,010 yards and 10 touchdowns . . . Had two remarkable comeback efforts as a senior . . . Helped Irish overcome a 17-7 deficit with 13:46 left vs. Pittsburgh by completing seven straight passes – including two TDs – in a 26-17 win . . . Brought Irish back from a 34-12 deficit in '79 Cotton Bowl vs. Houston, hitting Kris Haines for winning TD pass on final play of the game in frigid conditions in Dallas; Notre Dame won 35-34 . . . Began junior season as a backup (did not play in first two games) to Rusty Lisch but started the last nine games of the season to lead Notre Dame to the national championship . . . Came off the bench with 11:00 left against Purdue and the Irish trailing 24-14 and threw two TD passes to lead Notre Dame to a 31-24 victory . . . Led Notre Dame to a 38-10 victory over top-ranked Texas in the Cotton Bowl to win the national championship . . . Sat out the entire '76 season with a separated shoulder . . . Shared quarterback chores with Rick Slager as a sophomore in '75 . . . That season, he helped erase fourth-quarter deficits of eight points vs. North Carolina (6:04 left) and 20 points vs. Air Force (13:00 left) to win both games . . . Missed final three games of sophomore year with a broken finger . . . Played with Irish junior varsity as a freshman in '74 . . . Earned a business administration/marketing degree from Notre Dame in '78 . . . Nearly accepted a basketball scholarship from North Carolina State . . . Attended Monongahela (Pa.) Ringgold High School, where he played football, basketball and baseball . . . Has worked with "Make-A-Wish," Hamilton Family Center for the Homeless, and the San Francisco Family Service Agency's Child Abuse Program, among other

charities . . . Selected '89 and '90 Miller Lite NFL Player-of-the-Year . . . For each TD pass he threw from '87-90 (123, including playoffs), he and his wife, actress-model-TV personality Jennifer, donated \$200 to the Crippled Childrens Society of Santa Clara County . . . Participated in the '93 AT&T Pebble Beach National Pro-Am Golf Tournament . . . Full name: Joseph C. Montana . . . Was born in New Eagle, Pa. . . He and Jennifer have four children, Alexandra (9), Elizabeth (7), Nathaniel Joseph (4) and Nicholas Alexander (2).

MONTANA'S NFL STATISTICS

Passing

Year	Team	G-S	Att.	Comp.	Yds.	Pct.	TD	Int.	LG	Rate
1979	San Francisco	16-1	23	13	96	56.5	1	0	18	80.9
1980	San Francisco	15-7	273	176	1795	64.5	15	9	71	87.8
1981	San Francisco	16-16	488	311	3565	63.7	19	12	58	88.2
1982	San Francisco	9-9	346	213	2613	61.6	17	11	55	87.9
1983	San Francisco	16-16	515	332	3910	64.5	26	12	77	94.6
1984	San Francisco	16-15	432	279	3630	64.6	28	10	80	102.9
1985	San Francisco	15-15	494	303	3653	61.3	27	13	66	91.3
1986	San Francisco	8-8	307	191	2236	62.2	8	9	48	80.7
1987	San Francisco	13-11	398	266	3054	66.8	31	13	57	102.1
1988	San Francisco	14-13	397	238	2981	59.9	18	10	96	87.9
1989	San Francisco	13-13	386	271	3521	70.2	26	8	95	112.4
1990	San Francisco	15-15	520	321	3944	61.7	26	16	78	89.0
1991	San Francisco									
1992	San Francisco	1-0	21	15	126	71.4	2	0	17	118.4
1993	Kansas City	11-11	298	181	2144	60.7	13	7	50	87.4
1994	Kansas City	14-14	493	299	3283	60.6	16	9	57	83.6
Totals		192-164	5391	3409	40551	63.2	273	139	96	92.3

Rushing

Year	Team	No.	Yds.	Avg.	LG	TD
1979	San Francisco	3	22	7.3	13	0
1980	San Francisco	32	77	2.4	11	2
1981	San Francisco	25	95	3.8	20	2
1982	San Francisco	30	118	3.9	21	1
1983	San Francisco	61	284	4.7	18	2
1984	San Francisco	39	118	3.0	15	2
1985	San Francisco	42	153	3.6	16	3
1986	San Francisco	17	38	2.2	17	0
1987	San Francisco	35	141	4.0	20	1
1988	San Francisco	38	132	3.5	15	3
1989	San Francisco	49	227	4.6	19	3
1990	San Francisco	40	162	4.1	20	1
1991	San Francisco					
1992	San Francisco	3	28	9.3	16	0
1993	Kansas City	25	64	2.6	17	0
1994	Kansas City	18	17	0.9	13	0
Totals		457	1674	3.7	21	20

POSTSEASON

Passing

Year	Team	G-S	Att.	Comp.	Yds.	Pct.	TD	Int.	LG	Rate
1981	San Francisco	3-3	88	56	747	63.6	6	4	58	94.4
1983	San Francisco	2-2	79	45	548	57.0	4	2	76	85.1
1984	San Francisco	3-3	108	67	873	62.0	7	5	40	89.9
1985	San Francisco	1-1	47	26	296	55.3	0	1	36	65.7
1986	San Francisco	1-1	15	8	98	53.3	0	2	24	34.2
1987	San Francisco	1-1	26	12	109	46.2	0	1	33	42.0
1988	San Francisco	3-3	90	56	823	62.2	8	1	61	117.0
1989	San Francisco	3-3	83	65	800	78.3	11	0	72	146.4
1990	San Francisco	2-2	57	40	464	70.2	3	1	61	104.7
1992	San Francisco									
1993	Kansas City	3-3	104	59	700	56.7	4	3	41	78.2
1994	Kansas City	1-1	37	26	314	70.3	2	1	57	102.8
Totals		23-23	734	460	5772	62.7	45	21	76	95.3

Rushing

Year	Team	No.	Yds.	Avg.	LG	TD
1981	San Francisco	12	4	0.3	7	1
1983	San Francisco	7	56	3.2	18	0
1984	San Francisco	13	144	11.1	53	1
1985	San Francisco	1	0	0.0	0	0
1986	San Francisco	0	0	0.0	0	0
1987	San Francisco	3	20	6.7	14	0
1988	San Francisco	11	39	3.5	11	0
1989	San Francisco	5	19	3.8	10	0
1990	San Francisco	3	10	3.3	6	0
1992	San Francisco					
1993	Kansas City	6	13	2.2	7	0
1994	Kansas City	2	5	2.5	7	0
Totals		63	310	4.9	53	2

**NFL LEADERS, CAREER QUARTERBACK RATING
(Minimum 1,500 Attempts)**

1. Steve Young, 1985-	96.8
2. Joe Montana, 1979-94	92.3
3. Dan Marino, 1983-	88.2
4. Jim Kelly, 1986-	85.8
5. Roger Staubach, 1969-79	83.4

NFL LEADERS, CAREER PASSING YARDS

1. Fran Tarkenton, 1961-78	47,003
2. Dan Marino, 1983-	45,173
3. Dan Fouts, 1973-87	43,040
4. Joe Montana, 1979-94	40,551
5. John Elway, 1983-	37,736

NFL LEADERS, CAREER PASSING TOUCHDOWNS

1. Fran Tarkenton, 1961-78	342
2. Dan Marino, 1983-	298
3. Johnny Unitas, 1954-73	290
4. Joe Montana, 1979-94	273
5. Sonny Jurgensen, 1957-74	255

NFL LEADERS, CAREER PASS COMPLETIONS

1. Fran Tarkenton, 1961-78	3,686
2. Dan Marino, 1983-	3,604
3. Joe Montana, 1979-94	3,409
4. Dan Fouts, 1973-87	3,297
5. John Elway, 1982-	3,030

NFL LEADERS, CAREER PASS ATTEMPTS

1. Fran Tarkenton, 1961-78	6,467
2. Dan Marino, 1983-	6,049
3. Dan Fouts, 1973-87	5,604
4. Joe Montana, 1979-94	5,391
5. John Elway, 1983-	5,384

**NFL LEADERS, CAREER REGULAR SEASON VICTORIES
(As a Starter)**

1. Fran Tarkenton, 1961-78	125
2. Johnny Unitas, 1954-73	119
3. Joe Montana, 1979-94	117

MONTANA'S 273 REGULAR SEASON TD TARGETS

Jerry Rice	55	Keith Cash	3
Dwight Clark	41	Ron Heller	3
Freddie Solomon	29	Eason Ramson	3
Roger Craig	15	Mike Sherrard	3
John Taylor	15	Joe Valerio	3
Russ Francis	12	Lake Dawson	2
Mike Wilson	12	Kimble Anders	1
Brent Jones	9	Bob Bruer	1
Earl Cooper	8	Lenvil Elliot	1
Willie Davis	8	Tracy Greene	1
John Frank	8	Jonathan Hayes	1
Wendell Tyler	6	Amp Lee	1
Charlie Young	6	Guy McIntyre	1
J.J. Birden	5	Carl Monroe	1
Jeff Moore	4	Ricky Patton	1
Renaldo Nehemiah	4	Bill Ring	1
Tom Rathman	4	Harry Sydney	1
Marcus Allen	3	Derrick Walker	1

MONTANA'S COMEBACKS

Joe Montana has engineered 31 fourth-quarter comebacks in his illustrious NFL career. The following is a list of games in which Montana brought the 49ers (26 times) and Chiefs (five times) back from fourth quarter deficits to dramatic wins:

Date	Opponent	End of 3rd Quarter Score	Final Score
12/7/80	New Orleans	21-35	38-35 (ot)
11/1/81	at Pittsburgh	10-14	17-14
11/22/81*	at L.A. Rams	27-24	33-31
1/10/82+	Dallas	21-27	28-27
12/2/82*	at L.A. Rams	20-17	30-24
12/26/82	at Kansas City	9-10	26-13
9/25/83	Atlanta	17-20	24-20
10/23/83	at L.A. Rams	17-28	45-35
12/31/83#	Detroit	17-23	24-23
9/2/84	at Detroit	17-20	30-27
11/4/84	Cincinnati	10-17	23-17
12/15/85	at New Orleans	17-19	31-19
12/14/86	at New England	16-17	29-24
9/20/87	at Cincinnati	20-26	27-26
10/18/87	at St. Louis	21-28	34-28
10/25/87	at New Orleans	17-19	24-22
9/11/88	at N.Y. Giants	13-17	20-17
10/16/88	at L.A. Rams	17-21	24-21
1/22/89@	Cincinnati	6-13	20-16
9/17/89	at Tampa Bay	6-9	20-16
9/24/89	at Philadelphia	10-21	38-28
11/6/89	at New Orleans	10-17	24-20
12/11/89	at L.A. Rams	10-24	30-27
9/10/90*	at New Orleans	10-9	13-12
10/7/90	at Houston	14-21	24-21
12/10/90*	at Cincinnati	14-10	20-17 (ot)
10/17/93	at San Diego	7-10	17-14
1/8/94%	Pittsburgh	10-17	27-24 (ot)
1/16/94\$	at Houston	7-10	28-20
10/17/94*	at Denver	21-21	31-28
11/20/94	Cleveland	10-13	20-13

* team fell behind during 4th quarter + NFC Championship Game
 # NFC Divisional Playoff Game @ Super Bowl XXIII
 % AFC First Round Playoff Game \$ AFC Divisional Playoff Game
Bold indicates games with Chiefs

MONTANA'S RECORD AS A STARTER (Regular Season)

Team	W	L	Team	W	L
Atlanta	14	5	Miami	0	2
Buffalo	3	2	Minnesota	3	2
Chicago	3	3	New England	4	0
Cincinnati	4	0	New Orleans	15	2
Cleveland	4	1	N.Y. Giants	4	1
Dallas	4	0	N.Y. Jets	1	1
Denver	2	4	Philadelphia	1	1
Detroit	1	3	Phoenix/St. Louis	4	1
Green Bay	3	1	Pittsburgh	2	2
Houston	5	0	San Diego	3	3
Indianapolis	1	0	San Francisco	1	0
Kansas City	2	0	Seattle	5	1
L.A. Raiders	4	2	Tampa Bay	7	1
L.A. Rams	12	7	Washington	5	1
			Totals	117	47

MONTANA'S GAME-BY-GAME PASSING

1979 - San Francisco 49ers

Date	Opp.	Att.	Comp.	Yards	TD	Int.	W/L
9/16	@ L.A. Rams	1	1	8	0	0	L*
10/21	Atlanta	1	1	-8	0	0	W*
11/18	Denver	5	2	30	1	0	L*
12/2	(v) St. Louis	12	5	36	0	0	L
12/9	Tampa Bay	4	3	30	0	0	W*

Note: Played as a holder in all other 11 games.

1980 - San Francisco 49ers

Date	Opp.	Att.	Comp	Yards	TD	Int.	W/L
9/7	(v) New Orleans	0	0	0	0	0	W*
9/14	St. Louis	0	0	0	0	0	W*
9/21	@ N.Y. Jets	6	4	60	2	0	W*
9/28	Atlanta	0	0	0	0	0	L*
10/5	@ L.A. Rams	33	21	253	2	1	L*
10/12	@ Dallas	0	0	0	0	0	L*
10/19	L.A. Rams	37	21	252	2	2	L
10/26	Tampa Bay	31	24	200	1	1	L
11/2	@ Detroit	11	6	51	0	0	L*
11/9	@ Green Bay			Did Not Play			
11/16	@ Miami	4	3	35	0	0	L*
11/23	N.Y. Giants	15	9	115	1	2	W
11/30	New England	23	14	123	3	1	W
12/7	New Orleans	36	24	285	2	0	W
12/14	@ Atlanta	41	25	222	1	2	L
12/21	Buffalo	36	25	163	1	0	L

1981 - San Francisco 49ers

Date	Opp.	Att.	Comp	Yards	TD	Int.	W/L
9/7	@ Detroit	28	18	195	1	1	L
9/14	Chicago	32	20	287	3	0	W
9/20	@ Atlanta	34	24	274	2	2	L
9/27	New Orleans	22	16	175	1	1	W
10/4	(v) Washington	28	15	193	0	1	W
10/11	Dallas	29	19	279	2	0	W
10/18	@ Green Bay	32	23	220	0	0	W
10/25	L.A. Rams	32	18	287	2	0	W
11/1	@ Pittsburgh	37	22	205	1	2	W
11/8	Atlanta	30	16	223	2	1	W
11/15	Cleveland	42	24	213	0	2	L
11/22	@ L.A. Rams	30	19	283	0	1	W
11/29	N.Y. Giants	39	27	234	0	0	W
12/6	@ Cincinnati	36	23	187	2	1	W
12/13	Houston	26	18	204	1	0	W
12/20	@ New Orleans	11	9	106	2	0	W
Playoffs							
1/3	N.Y. Giants	31	20	304	2	1	W
1/10	Dallas	35	22	286	3	3	W
1/24	Cincinnati (SB XVI)	22	14	157	1	0	W

1982 - San Francisco 49ers

Date	Opp.	Att.	Comp	Yards	TD	Int.	W/L
9/12	L.A. Raiders	41	21	244	2	1	L
9/19	@ Denver	37	26	336	2	2	L
11/21	@ St. Louis	39	26	408	3	1	W
11/28	New Orleans	42	27	334	2	1	L
12/2	(v) L.A. Rams	37	26	305	2	0	W
12/11	San Diego	46	31	356	3	2	L
12/19	Atlanta	31	16	177	1	1	L
12/26	@ Kansas City	35	20	253	0	2	W
1/2	L.A. Rams	38	20	200	2	1	L

1983 - San Francisco 49ers

Date	Opp.	Att.	Comp	Yards	TD	Int.	W/L
9/3	Philadelphia	20	10	118	0	1	L
9/8	@ Minnesota	24	17	230	4	0	W
9/18	@ St. Louis	32	20	341	3	1	W
9/25	Atlanta	32	27	261	3	2	W
10/2	(v) New England	38	25	288	2	0	W
10/9	L.A. Rams	42	28	316	0	0	L
10/16	@ New Orleans	27	17	145	0	1	W
10/23	@ L.A. Rams	39	25	358	3	0	W
10/30	N.Y. Jets	36	21	233	1	2	L
11/6	Miami	26	16	232	1	0	L
11/13	New Orleans	43	26	283	3	2	W
11/20	(v) Atlanta	28	21	182	1	0	L
11/27	@ Chicago	43	26	255	0	2	L
12/4	Tampa Bay	31	21	227	0	0	W
12/11	@ Buffalo	28	18	218	1	0	W
12/19+	Dallas	26	14	223	4	1	W
Playoffs							
12/31	Detroit	31	18	201	1	1	W
1/8	@ Washington	48	27	347	3	1	L

MONTANA'S GAME-BY-GAME PASSING (Continued)

1984 - San Francisco 49ers

Date	Opp.	Att.	Comp.	Yards	TD	Int.	W/L
9/2	@Detroit	25	16	188	1	0	W
9/10 +	Washington	40	24	381	2	0	W
9/16	New Orleans	17	10	128	1	1	W
9/23	@Philadelphia	0	0	0	0	0	W*
9/30	Atlanta	25	13	149	2	0	W
10/8 +	@N.Y. Giants	24	15	207	3	0	W
10/14	Pittsburgh	34	24	241	0	1	L
10/21	@Houston	35	25	353	3	1	W
10/28	@L.A. Rams	31	21	365	3	0	W
11/4	Cincinnati	42	27	301	2	4	W
11/11	@Cleveland	30	24	263	2	1	W
11/18	Tampa Bay	23	19	247	0	0	W
11/25	@New Orleans	30	14	177	2	0	W
12/2	@Atlanta	24	12	165	2	2	W
12/8	Minnesota	21	15	246	3	0	W
12/14	L.A. Rams	31	20	219	2	0	W

Playoffs

12/29	N.Y. Giants	39	25	309	3	3	W
1/6	Chicago	34	18	233	1	2	W
1/20	Miami (SB XIX)	35	24	331	3	0	W

1985 - San Francisco 49ers

Date	Opp.	Att.	Comp.	Yards	TD	Int.	W/L
9/8	@Minnesota	39	24	265	2	2	L
9/15	Atlanta	26	19	204	1	1	W
9/22	@L.A. Raiders	24	14	255	2	0	W
9/29	New Orleans	26	12	120	0	2	L
10/6	@Atlanta	57	37	429	5	0	W
10/13	Chicago	29	17	160	0	0	L
10/20	@Detroit	26	15	97	0	1	L
10/27	@L.A. Rams	30	22	306	3	0	W
11/3	Philadelphia			Did Not Play/Sternum			
11/11 +	@Denver	40	17	222	1	0	L
11/17	Kansas City	34	23	235	2	0	W
11/25 +	Seattle	33	17	237	2	3	W
12/1	@Washington	22	11	119	1	0	W
12/9 +	L.A. Rams	36	26	328	3	2	L
12/15	@New Orleans	38	25	354	3	1	W
12/22	Dallas	34	24	322	2	1	W

Playoffs

12/29	@N.Y. Giants	47	26	296	0	1	L
-------	--------------	----	----	-----	---	---	---

1986 - San Francisco 49ers

Date	Opp.	Att.	Comp.	Yards	TD	Int.	W/L
9/7	@Tampa Bay	46	32	356	1	1	W
9/14	@L.A. Rams			Did Not Play/Back			
9/21	New Orleans			Injured Reserve/Back			
9/28	@Miami			Injured Reserve/Back			
10/5	Indianapolis			Injured Reserve/Back			
10/12	Minnesota			Injured Reserve/Back			
10/19	@Atlanta			Injured Reserve/Back			
10/26	@Green Bay			Injured Reserve/Back			
11/2	@New Orleans			Injured Reserve/Back			
11/9	St. Louis	19	13	270	3	1	W
11/17 +	@Washington	60	33	441	0	3	L
11/23	Atlanta	32	21	233	1	0	W
12/1 +	N.Y. Giants	52	32	251	1	1	L
12/7	N.Y. Jets	37	23	245	0	1	W
12/14	@New England	25	14	202	0	1	W
12/19	L.A. Rams	36	23	238	2	1	W

Playoffs

1/4	@N.Y. Giants	15	8	98	0	2	L
-----	--------------	----	---	----	---	---	---

1987 - San Francisco 49ers

Date	Opp.	Att.	Comp.	Yards	TD	Int.	W/L
9/13	@Pittsburgh	49	34	316	2	3	L
9/20	@Cincinnati	37	27	250	3	0	W
10/11	@Atlanta	8	5	63	1	0	W
10/18	St. Louis	39	31	334	4	2	W
10/25	@New Orleans	32	18	256	3	0	W
11/1	@L.A. Rams	30	21	294	3	1	W
11/8	Houston	46	32	289	3	2	W
11/15	New Orleans	29	16	144	1	2	L*
11/22	@Tampa Bay	45	29	304	3	1	W
11/29	Cleveland	31	23	342	4	1	W
12/6	@Green Bay	35	26	308	2	1	W
12/14 +	Chicago	8	4	47	0	0	W
12/20	Atlanta			Inactive/Hamstring			
12/27	L.A. Rams	9	6	107	2	0	W*

Playoffs

1/9	Minnesota	26	12	109	0	1	L
-----	-----------	----	----	-----	---	---	---

MONTANA'S GAME-BY-GAME PASSING (Continued)

1988 - San Francisco 49ers

Date	Opp.	Att.	Comp.	Yards	TD	Int.	W/L
9/4	@ New Orleans	23	13	161	3	1	W
9/11	@ N.Y. Giants	18	10	148	1	0	W*
9/18	Atlanta	48	32	343	2	3	L
9/25	@ Seattle	29	20	302	4	1	W
10/2	Detroit	30	19	182	0	0	W
10/9	Denver	24	12	191	0	1	L
10/16	@ L.A. Rams	31	21	203	0	1	W
10/24+	@ Chicago	29	13	168	1	1	L
10/30	Minnesota			Inactive/Back			
11/6	@ Phoenix			Did Not Play/Back			
11/13	L.A. Raiders	31	16	160	0	0	L
11/21+	Washington	23	15	218	2	1	W
11/27	@ San Diego	22	14	271	3	0	W
12/4	@ Atlanta	34	20	230	1	0	W
12/11	New Orleans	29	18	233	1	1	W
12/18	L.A. Rams	26	15	171	0	0	L
Playoffs							
1/1	Minnesota	27	16	178	3	1	W
1/8	@ Chicago	27	17	288	3	0	W
1/22	Cincinnati (SB XXIII)	36	23	357	2	0	W

1989 - San Francisco 49ers

Date	Opp.	Att.	Comp.	Yards	TD	Int.	W/L
9/10	@ Indianapolis	26	15	233	1	0	W
9/17	@ Tampa Bay	39	25	266	1	2	W
9/24	@ Philadelphia	34	25	428	5	1	W
10/1	L.A. Rams	35	25	227	0	0	L
10/8	@ New Orleans	29	21	291	3	0	W
10/15	@ Dallas			Did Not Play/Elbow			
10/22	New England	22	16	178	1	0	W
10/29	@ N.Y. Jets			Did Not Play/Knee			
11/6+	New Orleans	31	22	302	3	0	W
11/12	Atlanta	19	16	270	3	0	W
11/19	Green Bay	42	30	325	2	1	L
11/27+	N.Y. Giants	33	27	292	3	0	W
12/3	@ Atlanta	13	9	145	0	1	W
12/11+	@ L.A. Rams	42	30	458	3	2	W
12/17	Buffalo			Inactive/Ribs			
12/24	Chicago	21	10	106	1	1	W
Playoffs							
1/6	Minnesota	24	17	241	4	0	W
1/14	L.A. Rams	30	26	262	2	0	W
1/28	Denver (SB XXIV)	29	22	297	5	0	W

1990 - San Francisco 49ers

Date	Opp.	Att.	Comp.	Yards	TD	Int.	W/L
9/10+	@ New Orleans	43	26	210	1	1	W
9/16	Washington	44	29	390	2	1	W
9/23	Atlanta	35	24	398	2	0	W
10/7	@ Houston	28	20	318	3	1	W
10/14	@ Atlanta	49	32	476	6	2	W
10/21	Pittsburgh	30	20	157	1	2	W
10/28	Cleveland	37	17	185	1	2	W
11/4	@ Green Bay	40	25	411	3	0	W
11/11	@ Dallas	37	27	290	1	1	W
11/18	Tampa Bay	35	23	230	2	1	W
11/25	L.A. Rams	37	22	235	2	3	L
12/3+	N.Y. Giants	29	12	152	1	0	W
12/9	@ Cincinnati	26	19	185	0	1	W
12/17+	@ L.A. Rams	30	15	219	1	0	W
12/23	New Orleans			Inactive/Abdomen			
12/30	@ Minnesota	20	10	88	0	1	W
Playoffs							
1/12	Washington	31	22	274	2	1	W
1/20	N.Y. Giants	26	18	190	1	0	L

1992 - San Francisco 49ers

Date	Opp.	Att.	Comp.	Yards	TD	Int.	W/L
12/29+	Detroit	21	15	126	2	0	W*
Playoffs							
1/9	Washington			DNP/Coaches Decision			
1/17	Dallas			DNP/Coaches Decision			

Note: Was on Injured Reserve (elbow) for first 15 games of the regular season.

1993 - Kansas City Chiefs

Date	Opp.	Att.	Comp.	Yards	TD	Int.	W/L
9/5	@ Tampa Bay	21	14	246	3	0	W
9/12	@ Houston			Did Not Play/Wrist			
9/20+	Denver	36	21	273	0	0	W
10/3	L.A. Raiders	9	7	68	2	0	W
10/10	Cincinnati			Inactive/Hamstring			
10/17	@ San Diego	39	21	284	1	1	W
10/31	@ Miami	17	10	90	0	0	L

MONTANA'S GAME-BY-GAME PASSING (Continued)

1993 - Kansas City Chiefs (continued)

Date	Opp.	Att.	Comp.	Yards	TD	Int.	W/L
11/8 +	Green Bay			Inactive/Hamstring			
11/14	@L.A. Raiders			Inactive/Hamstring			
11/21	Chicago			Inactive/Hamstring			
11/28	Buffalo	32	18	208	2	1	W
12/5	@Seattle	30	20	239	0	0	W
12/12	@Denver	30	17	237	0	0	L
12/19	San Diego	32	18	168	2	1	W
12/26	@Minnesota	24	17	121	0	2	L
1/2	Seattle	28	18	210	1	1	W
Playoffs							
1/8	Pittsburgh	43	28	276	1	0	W
1/16	@Houston	38	22	299	3	2	W
1/23	@Buffalo	23	9	125	0	1	L

1994 - Kansas City Chiefs

Date	Opp.	Att.	Comp.	Yards	TD	Int.	W/L
9/4	@New Orleans	33	24	315	2	0	W
9/11	San Francisco	31	19	203	2	0	W
9/18	@Atlanta	39	28	361	2	2	W
9/25	L.A. Rams	37	18	175	0	3	L
10/9	@San Diego	55	37	310	0	1	L
10/17 +	@Denver	54	34	393	3	1	W
10/23	Seattle	31	21	270	2	0	W
10/30	@Buffalo	20	12	124	0	0	L
11/6	L.A. Raiders	28	17	173	1	0	W
11/13	San Diego	46	20	178	0	2	L
11/20	Cleveland	33	19	169	1	0	W
11/27	@Seattle	35	19	163	0	0	L
12/4	Denver			Inactive/Foot			
12/12 +	@Miami			Did Not Play/Foot			
12/18	Houston	27	16	235	2	0	W
12/24	@New Orleans	24	15	214	1	0	W
Playoffs							
12/31	@Miami	37	26	314	2	1	L

DNP - Did Not Play; * - Did Not Start;

+ - Monday Night Football.

MEDIA INFORMATION

CREDENTIALS: Media representatives who have not been issued season press credentials should request single-game credentials for home games in advance by writing or calling Bob Moore, One Arrowhead Drive, Kansas City, MO 64129, (816) 924-9300. Credential pick-up is at the Press Will Call entrance at Gate E. Will Call opens 2½ hours before the start of the game. No guests are permitted.

PARKING: A limited number of press parking is available at Arrowhead. Requests should be made as far in advance as possible to Bob Moore.

TELEPHONES: A limited number of "pool" phones are available in the press box at Arrowhead. To order phone lines and equipment at Arrowhead, contact Ron Bachtel at (816) 924-9300.

CHIEFS P.R. PHONE NUMBERS

Chiefs Office	(816) 924-9300
Nite Line	(816) 922-4350
Training Camp	(715) 425-4580
Arrowhead Press Box	(816) 922-4379
Public Relations Fax	(816) 923-7325
Camp Fax	(715) 425-4583



Long before the Chiefs hit the

FIELD

it's our


GOAL

to bring you the best from the farm.

When it's time to tailgate, it's time for Farmland Brats, Smoked Sausages and Backyard BBQ Ribs. Farmland is the only farmer-owned meat company. And that means better quality in every bite. It's why the Chiefs serve Farmland at Arrowhead. And why you should serve it to your family, too.



Proud to be farmer-owned™



©1995FII



The Chiefs aren't

the only ones

drawing a lot of whistles.

Lee, a Kansas City company for more than 100 years,

proudly supports the Chiefs.

R M.R.
Lee

The brand that fits.®

Our version of a calling circle.



Sprint Sense.[™] 10¢ A Minute.

No calling circles. No confusing restrictions. 10¢ a minute every evening and all weekend long. So now you'll always know what you're paying for a minute of long distance. Sprint Sense. It's the simplest calling plan all around.



Call 1-800-PIN-DROP.

Work for us on the World Wide Web: www.sprint.com. All domestic residential out of state calls, 7 PM-7 AM, and weekends.
©1995 Sprint Communications Company L.P.

001

\$ 2.99

1995 KANSAS CITY CHIEFS SCHEDULE

August

Pre-Season

- 5 Sat. Washington Redskins 7:00 p.m.
 11 Fri. at Arizona Cardinals 9:30 p.m.
 19 Sat. Buffalo Bills 7:00 p.m.
 26 Sat. at Minnesota Vikings 12:30 p.m.

September

Regular Season

- 3 Sun. at Seattle Seahawks 3:00 p.m.
 10 Sun. New York Giants 12:00 noon
 17 Sun. Oakland Raiders 12:00 noon
 24 Sun. at Cleveland Browns 3:00 p.m.

October

- 1 Sun. at Arizona Cardinals 3:00 p.m.
 9 Mon. San Diego Chargers 8:00 p.m.
 15 Sun. New England Patriots 12:00 noon
 22 Sun. at Denver Broncos 3:00 p.m.
 29 Sun. Bye

November

- 5 Sun. Washington Redskins 12:00 noon
 12 Sun. at San Diego Chargers 3:00 p.m.
 19 Sun. Houston Oilers 7:00 p.m.
 23 Thur. at Dallas Cowboys 3:00 p.m.

December

- 3 Sun. at Oakland Raiders 3:00 p.m.
 11 Mon. at Miami Dolphins 8:00 p.m.
 17 Sun. Denver Broncos 3:00 p.m.
 24 Sun. Seattle Seahawks 12:00 noon

(All times are central time)



The Food Pros