

2001 KANSAS CITY CHIEFS MEDIA GUIDE



KANSAS CITY
CHIEFS
2001 MEDIA GUIDE

**You know the Chiefs are a
Kansas City cornerstone.
Did you know that Lee is too?**



**Lee has been
based in
Kansas City
since 1917**

*Hometown partner
and supporter
of the Kansas City Chiefs*



More publications available at:

www.retroseasons.com/library/

TABLE OF CONTENTS

All-Time Honors	330-334	Chiefs All-Time By Stadium	305
Arrowhead Stadium	304	Chiefs All-Time Preseason and Regular Season	262-302
Assistant Coaches, Chiefs All-Time	362	Chiefs vs. AFC West	307
Attendance Information	306	Chiefs vs. NFL	308-314
Biographies		Monday Night Football	419
Assistant Coaches	19-34	NFC Championship Games	431
Draft Choices	207-216	NFL Postseason, 2000	429
Football Staff	39-40	Other Primetime Contests	424
Front Office	41-43	Overtime	328
Hunt, Lamar	4-5	Playoffs, All-Time	315
Peterson, Carl	6-9	Playoff Game Summaries	316-328
Player Personnel	35-38	Super Bowls	432
Public Relations	44	Retired Jerseys	362
Recently Retired Players	220-236	Rosters	
Rookie Free Agents	217-219	All-Time AFL Team	334
Staff Photos	46-49	All-Time Alphabetical	344-354
Steadman, Jack	5	All-Time by Colleges	363
Stiles, Lynn	35	All-Time Numerical	355-361
Thum, Dennis	10	Chiefs, 2001	237-240
Vermeil, Dick	11-18	Chiefs, 40th Anniversary Team	334
Veteran Players	55-206	Schedules	
Watley, Dennis	10	Chiefs, 2001	Outside Back Cover
White, Mike	19-20	NFL, 2001	427-429
Derrick Thomas Award	336	NFL Postseason, 2001	429
Directions	44	Standings	
Directory	2-3	AFL, 1960-69	293-302
Draft Choices, 1960-2001	364-369	NFL, 1970-00	262-292
Hall of Fame		Starters	
Chiefs	337-342	All-Time	262-302
Chiefs in Missouri Sports	314	All-Time Quarterbacks	370-371
Collegiate Football	343	Game-By-Game, 2000	246
Lamar Hunt, All-Time	151	Statistics	
Pro Football	337-338, 343	Chiefs Career Leaders	420-422
Head Coaches, Chiefs All-Time	261	Defensive Scores, All-Time	411-413
History, Chiefs	257-260	Defense and Special Teams, 2000	242
Homes of the Chiefs	303	Individual, All-Time 1960-00	262-302
Last Time	425-426	Individual, Season, 2000	241-242
Longest Plays, Chiefs All-Time	422-423	Individual, Game-By-Game, 2000	247-248
Mack Lee Hill Award	335	Individual Leaders, Year-by-Year	415-418
Pro Bowl, Chiefs in	329	Player Participation, 2000	247
Pronunciation Guide	49	Preseason, 2000	243
Public Relations and Media Policies	45	Shutouts, All-Time	414
Radio Network Announcers/Affiliates	50	Special Team Scores, All-Time	413
Rankings, NFL by Yardage, 1971-2000	395	Team, All-Time 1960-00	262-302
Records, Chiefs		Team, Game-By-Game, 2000	244-245
Individual, Regular Season	373-383	Team, Season, 2000	241
Individual, Postseason	396-399	Team, Year-by-Year	418
Opponent, Regular Season	395	Top Performances, Chiefs	402-406
Opponent, Postseason	401	Top Performances, Opponents	407-411
Team, Regular Season	384-394	Triple-Threat Chiefs	414
Team, Postseason	399-401	Two Point Conversions, All-Time	414
Results		Turnovers, Year-by-Year	419
AFC Championship Games	430		
Chiefs Game Summaries, 2000	249-256		
Chiefs Home/Away	307		

ON THE COVER



The cover of the 2001 Kansas City Chiefs Media Guide is entitled "Reunited." It chronicles the 27-year relationship enjoyed by Chiefs President Carl Peterson and Head Coach Dick Vermeil. Chiefs Team Photographer Hank Young has captured that camaraderie with his color centerpiece, while the black and white photos come courtesy of the personal archives of Peterson and Vermeil. In the lower right, we see the duo in a '74 UCLA coaching staff photo, which marked Vermeil's first season as the Bruins head coach. Vermeil's '75 staff led UCLA to the Rose Bowl - where the lower left photo was taken - as the Bruins defeated #1 ranked Ohio State in the '76 Rose Bowl game. The top right image captures the pair in their initial NFL assignment with the Philadelphia Eagles in '76, while the top left photo depicts the duo following a victory during the '80 season which culminated an NFC Championship and a berth in Super Bowl XV in January of '81. Finally, a solid handshake was exchanged between Peterson and Vermeil 20 years ago in Philadelphia's "war room" after the Eagles selected WR Mike Quick with the 20th selection in the first round of the '81 NFL Draft. "Reunited" concept by Pete Moris of the Chiefs. Layout by Brenda Eggert - President, BrenTelligent Designs of Lee's Summit, Missouri.

KANSAS CITY CHIEFS DIRECTORY

ADMINISTRATIVE OFFICE

One Arrowhead Drive
Kansas City, MO 64129
(816) 920-9300

www.kcchiefs.com

TRAINING CAMP

U. of Wisconsin-River Falls
River Falls, WI 54022
(715) 425-4580

Founder Lamar Hunt
Chairman of the Board Jack Steadman

ADMINISTRATION

President/General Manager and Chief Executive Officer Carl Peterson
Executive Vice President/Assistant General Manager Dennis Thum
Senior Vice President Dennis Watley
Secretary/Legal Jim Seigfreid
Director of Special Events Julie Dorn
Manager of Player Compensation Duane Bailey
Executive Secretaries Georgeann Henry, Carol Modean,
Nadine Steffen, Karla Wilcox
Special Events Administrator Annette Coyne

COACHING STAFF

Head Coach Dick Vermeil
Director of Football Administration Mike White
Assistant Head Coach/Offensive Coordinator Al Saunders
Defensive Coordinator Greg Robinson
Assistant Offensive Line Irv Eatman
Special Teams Frank Gansz, Jr.
Defensive Backs Peter Giunta
Defensive Line Carl Hairston
Strength & Conditioning Jeff Hurd
Wide Receivers Charlie Joiner
Defensive Line Bob Karmelovicz
Assistant Strength and Conditioning Billy Long
Tight Ends Keith Rowen
Running Backs James Saxon
Quarterbacks Terry Shea
Offensive Line Mike Solari
Offensive Assistant/Quality Control Jason Verduzzo
Linebackers Joe Vitt
Defensive Assistant/Quality Control Darvin Wallis
Coaching Secretaries Debbie Brents, Suzette Cox, Ann Roach

MEDICAL STAFF

Head Athletic Trainer Dave Kendall
Assistant Trainers Bud Epps, Don Sherwood
Team Physicians Dr. Jon Browne, Dr. Cris Barnhouse,
Dr. Joseph Brewer, Dr. Mike Monaco

EQUIPMENT

Equipment Manager Mike Davidson
Assistant Equipment Managers Allen Wright, Chris Shropshire

VIDEO

Director of Video Operations Mike Portz
Video Assistants Todd Weger, Andrew Hearne

PLAYER PERSONNEL

Vice President of Football Operations/Player Personnel Lynn Stiles
Director of College Scouting Chuck Cook
Director of Pro Personnel Bill Kuharich
Pro Personnel Assistant Dick Curl
Area Scouts Frank Acevedo, Dave Adolph, Jeff Foster, Don Gregory,
Bruce Lemmerman, Greg Olejack, Dan Shonka
Scout/Operations Coordinator Mitch LaPoint
Administrative Assistant - Player Personnel Rose Howland
Administrative Assistant - Pro Personnel Lisa Siebern

PLAYER DEVELOPMENT

Director of Player Development Lamonte Winston
Player Development Coordinator Kristin Nix
Security Specialist/Player Development Les Pico

PUBLIC RELATIONS

Director of Public Relations Bob Moore
Associate Director of Public Relations Pete Moris
Manager of Public Information and Media Services Morgan Shaw
Seasonal Assistants Patrick Herb, Brad Kuhbänder

COMMUNITY RELATIONS

Director of Community Relations	Brenda Sniezek
Community Relations Coordinator	Chuck Castellano
Community Relations Assistant	Janet Feltham

FINANCE

Treasurer/Director of Finance	Dale Young
Manager of Accounting	Larry Clemmons
Personnel and Benefits Manager	LeAnne Shireman
Staff Accountant	Sherri Lathrop
Accounting Clerk	Kim Rutter
Administrative Assistant	Carol Nyhan

INFORMATION SYSTEMS

Director of Information Systems	Richard McOsker
Information Systems Manager	Bob Stirtan
Project Manager	James Bartlett
Project Manager	Mike Welch
Project Manager	Mark Williams
Programmer	Brent Barnes

SALES & MARKETING

Vice President of Sales and Marketing	Wallace Bennett
Director of Corporate Sponsorship Sales	Anita Bailey
Director of Sales	Gary Spani
Sales Manager	Peter Schwartz
Sales Executive	Charles Musech
Manager of Game Production/Cheerleaders	Donna Scott
Manager of Media Production	Sheldon Mickey
Manager of Internet Services	Lance Brown
Sponsorship Sales Managers	James Buckman, Kelly Mason
Mascot Coordinator	Dan Meers
Sales Coordinator	Teri Swetnam
Graphic Design and Advertising Coordinator	Melanie Haddock
Sponsorship Coordinators	Emilie Foster, Steve Garvey
Administrative Assistants	Jennifer Gregg, Kelly Jauernig

TICKET OPERATIONS

Director of Ticket Operations	Doug Hopkins
Manager of Customer Services	Leslie Cromwell
Coordinator of Ticket Services	Jeff Gordon
Customer Service Representatives	Jennifer Kane, Craig Pronske

STADIUM OPERATIONS

Director of Stadium Operations	Steve Schneider
Manager Stadium Systems	Ron Bachtel
Sports Field Manager	Andre Bruce
Maintenance Manager	Steve Cox
Manager of Security	Gene Barr
Construction/Repair Manager	Jim Loges
Groundskeeping Staff	Randy Baker, Travis Hogan, Terry Lee, Scott Martin, Doug Schallenberg
Operations Staff	Lisa Brown, Mike Brown, Gary Cooper, Don Edmondson, Kevin Gray, Jim Heard, Craig Hitchcock, Doug Morgan, Darryl Norton, Greg Organ, Pete Penland, Ron Sassmann, Don Shook, Kenny Smith, Danny Thoman, Shane Vittengl
Security Officers	Marty Brashear, Richard Mesar, Don Ostrander, Steve Weissman
Courier	Howie Herr
Special Events/Personnel Coordinator	Heather Coleman
Project Cost Coordinator	Tonya Idei
Administrative Assistant	Stephanie Hain
Receptionist	Cyndi Sloan

DEVELOPMENT

Director of Development	Ken Blume
Coordinator: Pavilion at Arrowhead/Wolfpack Club/Volunteer Activities	Kris Townsend
Administrative Assistant	Paula Gregory

CREDITS

The 2001 Kansas City Chiefs Media Guide is published by the team's public relations department - Bob Moore, Director. Designed, written and edited by Pete Moris, Associate Director. Assistant Editors - Morgan Shaw, Patrick Herb, Brad Kuhbender, Chuck Castellano and Dan Goldberg. Editorial assistance provided by Moore, Bob Greitz, Mitch Holthus, Brenda Sniezek, Christina Giunta, Fred Gruhn and Adam Horn. Technical assistance provided by Lance Brown. A special "thank you" to Santo Labombarda and the crew at Elias Stats Bureau for still taking my calls. Research assistance provided by Joe Cronin, John Turney, as well as numerous Chiefs PR staffers, past and present. Photography by Hank Young, Chiefs Team Photographer. Digital photography assistance provided by Shaw and Brown. Composition, artwork and layout on QuarkXPress by BrenTelligent Designs of Lee's Summit, Missouri - Brenda Eggert, President. Additional composition provided by Chiefs PR. Printed by Kingston Printing of Lawrence, Kansas - Sales and Marketing Manager, Rich Yergovich. Arrowheads courtesy of Ace's Gems and Minerals of Kansas City. Thanks to all for their many hours devoted to this project.

- Pete Moris, Editor

FOUNDER

LAMAR HUNT



As the National Football League enters its 82nd season of competition in 2001, one figure remains a constant in the ever-changing world of professional athletics. Opening Day 2001 will see Chiefs Founder Lamar Hunt begin his 42nd year of involvement with the game of pro football.

Whether it was serving as the driving force behind the formation of the American Football League in late '59, playing a pivotal role in the AFL-NFL merger in the '60s, or overseeing many crucial issues concerning pro football and the Chiefs franchise during the past four decades, there is little question that few other individuals have helped positively change the face of America's favorite game as much as Hunt.

As the organizer of the American Football League — which celebrated its 40th Anniversary along with the Chiefs in '99 franchise — Hunt brought together the famed "Foolish Club" comprised of the eight original AFL owners in '59, and helped the fledgling league take foot on the field for the '60 season. On June 8th of '66, the AFL-NFL merger was announced by NFL Commissioner Pete Rozelle and on January 15th of '67, Hunt's Kansas City Chiefs were participating in the inaugural Super Bowl. Hunt's continuing efforts have long been recognized as having an important role in the ongoing development, design and direction of the modern-day National Football League.

As the Founder of the Chiefs franchise, Hunt helped provide Kansas City with a team that became the winningest in the 10-year history of the AFL and earned spots in two of the first four Super Bowls, climaxed by winning the '69 World Championship in Super Bowl IV. As the founder of the AFL, he helped pave the way for much of the modern growth of professional football. Possibly the greatest tribute to his contributions to the sport was the naming by the league of the Lamar Hunt Trophy, which is presented annually to the champion of the American Football Conference.

Hunt's participation in the organization of the AFL was recognized when he became the first AFL figure to be honored with enshrinement in the Pro Football Hall of Fame at Canton, Ohio. That honor was extended in the summer of '72, remarkable considering he became involved in pro football just 13 years earlier. In honor of the 30th anniversary of the Chiefs victory in Super Bowl IV, Hunt was chosen to perform the official coin toss for Super Bowl XXXIV between St. Louis and Tennessee. Ironically, the winning coach that day was current Chiefs head coach Dick Vermeil.

During the summer and fall of '59, Hunt helped make pro football history by organizing the American Football League, which included his Dallas Texans franchise. After three years, the team moved to Kansas City, where the organization begins its 39th year in Mid-America in 2001. He was deeply involved in the construction of Arrowhead Stadium, a facility which celebrates its 30th Anniversary Season in 2001. Still considered among the finest sports venues in the world, Arrowhead has hosted numerous major non-NFL contests in the past year, most notably a 2001 Men's World Cup Qualifier (U.S.A. vs. Costa Rica), the 2000 Big 12 Conference Football Championship Game (Oklahoma vs. Kansas State), the 2000 Eddie Robinson Classic (Kansas State vs. Iowa) and a 2000 Women's Nike Cup Match (U.S.A. vs. Canada).

The early days of the AFL were problem-filled but Hunt saw his Texans achieve on-field success. In '62, the Texans won the AFL Championship with a double-overtime victory over the Houston Oilers, the first of three titles won by the Texans/Chiefs during the league's 10-year existence. The team repeated as champions in both '66 and '69. By winning the '66 AFL title, the Chiefs earned the right to play in the first Super Bowl against the NFL Champion Green Bay Packers. Three years later, the Chiefs claimed Kansas City's first major sports championship by defeating the Minnesota Vikings in Super Bowl IV.

In '82, Hunt was singled out by the NFL Alumni Association to receive the prestigious Leather Helmet Award and in February of '93, he received the Francis J. "Reds" Bagnell Award from the Maxwell Football Club for continuing positive contributions to the game.

Hunt has been a continuing leader in the game and few individuals have helped shape the sport more than this quiet Texan. In addition to being a principal negotiator in the merger of the AFL and NFL in the late '60s, he was a contributor to the design of the NFL playoff format. He is credited with accidentally putting the name "Super Bowl" on the NFL's championship game — the name coming from his children's toy "Super Ball." For many years, he was a persistent advocate of the two-point conversion option for pro football — an old college and AFL rule that was finally adopted by the NFL in '94. In 2000, along with Chiefs President, General Manager and CEO Carl Peterson, Hunt earned the distinction of becoming just the fourth Owner/General Manager combination to preside over a franchise for all 10 years of a 100-win decade as Kansas City compiled a stellar 102-58 (.638) regular season record from '90-99.

A year-round sports fan, Hunt is involved in several additional athletic ventures. He is one of the founding investors in the six-time World Champion Chicago Bulls of the National Basketball Association, while the Hunt family also serves as the operator of two franchises in Major League Soccer, now in its sixth season of operation. The Hunt family oversees the operations of both the

defending MLS Cup Champion Kansas City Wizards — who claimed their inaugural league title in 2000 — and the Columbus Crew, who play in America's pre-eminent outdoor soccer facility, the beautiful 22,555-seat Crew Stadium. Including the most recent title with the Wizards a year ago, Hunt now prizes 11 championship rings from four different professional sports leagues (AFL/NFL, MLS, NBA and NASL), most notably a Super Bowl IV ring from '69 Chiefs, as well as AFL title rings from the '66 Chiefs and '62 Dallas Texans.

Appropriately nicknamed "Games" during his childhood, Hunt's love of sports ventures has been his true lifeblood, an enthusiasm which has transcended numerous athletic entities. Over 30 years ago, the Hunts were involved in the development of both the North American Soccer League and a tennis promotion company, World Championship Tennis. Both of those organizations are now defunct; however, in an unusual twist, Hunt's involvement in these ventures resulted years later in his induction into the respective Halls of Fame of both United States Soccer (located in Oneonta, New York) in '82 and International Tennis (located in Newport, Rhode Island) in '93. He has also been honored in the state Sports Halls of Fame of both Missouri ('95) and Texas ('84). In addition, Hunt was also inducted into the Texas Business Hall of Fame in '97. In '99, *Soccer America Magazine* named Hunt one of its "25 Most Influential People" after the 94-year-old U.S. Open Cup was renamed the "Lamar Hunt U.S. Open Cup" and he received the U.S. Soccer Federation's National Soccer Hall of Fame's prestigious Medal of Honor.

As President of the American Football Conference, Hunt is a working member of several prominent NFL committees, including service on the Board of Directors of the NFL Europe League.

Hunt was born on August 2, 1932 in El Dorado, Arkansas and graduated from SMU with a B.S. in Geology in '56. While at SMU, he was a three-year reserve end on the Varsity Football Team. He and his wife, Norma, have four children, Lamar, Jr., Sharron, Clark and Daniel, as well as 10 grandchildren. Together, the entire Hunt family shares a great enthusiasm for the Chiefs "Red and Gold."

CHAIRMAN OF THE BOARD



JACK W. STEADMAN



In 2001, the Kansas City Chiefs began their 42nd season as a pro football franchise under the leadership of Jack Steadman, Chairman of the Board.

A recognized leader among pro football administrators, Steadman has structured the Chiefs organization to meet the challenge brought about by growth of the business of pro football over the years.

As the Chiefs begin their 39th season in Kansas City, and their 30th in magnificent Arrowhead Stadium, Steadman can look with pride at a list of football and administrative accomplishments the organization has achieved since moving from Dallas for the beginning of the '63 season in the old American Football League.

It was Steadman who conceived the idea of Kansas City building the dual Harry S Truman Sports Complex, which houses the Chiefs in the 79,000-seat Arrowhead, and Royals baseball in the 42,000-seat Kauffman Stadium. The complex is recognized as the finest of its kind in the world.

Steadman was promoted from General Manager to Executive Vice President and General Manager in '66; in August of '76 he was named President of the Chiefs in charge of all operating operations; and in '89 was named Chairman of the Board.

After establishing himself as an innovative, successful business man with the Chiefs, Steadman later joined Lamar Hunt in the development of Worlds of Fun. The 165-acre family entertainment complex opened in '73 and drew over 800,000 guests during its first season of operation.

In '82, HME Entertainment, Inc., completed the 60-acre family water recreation park, Oceans of Fun. In '95, Worlds of Fun and Oceans of Fun were sold to Cedar Fair.

In addition to serving as Chairman of the Chiefs and Hunt Midwest Enterprises, Inc., which owns Hunt Midwest Mining, a limestone rock mining company, and Hunt Midwest Real Estate Development Company, an underground and surface real estate development firm in the Kansas City International Foreign-Trade Zone, he also serves as the Chairman of the NFL Employees Benefit Committee.

Actively involved within the community since arriving in Kansas City, Steadman is a tireless worker and detailed organizer in many civic and service projects. He is past Chairman, President and Campaign Chairman of the Heart of America United Way, and past President of the Chamber of Commerce of Greater Kansas City. He is a past Chairman and Board Member of the Private Industry Council as well as the Full Employment Council. He serves as a director of the American Royal Association and the Starlight Theatre Association. Steadman also serves as an Advisory Trustee for Midwest Research Institute and is a member of the Civic Council. In '88 he was honored by the Chamber of Commerce of Greater Kansas City as the "Kansas Citizen of the Year."

Steadman, who was born September 14, 1928, grew up in Warrenville, Ill., and in Dallas. He attended Baylor University and received his B.A. in Business Administration from Southern Methodist University. Steadman and his wife, Judy, reside in Mission Hills, Kansas.

PRESIDENT/GM/CEO

CARL D. PETERSON



As the Chiefs enter the 2001 season, no individual is more qualified, more prepared or more enthusiastic about leading Kansas City's NFL franchise into the challenges of the new millennium than team President, General Manager and Chief Executive Officer, Carl Peterson.

Peterson, who enters his 13th season as the Kansas City Chiefs top executive in 2001, unquestionably serves as the driving force of the organization and is regarded as the person most responsible for the club's return to prominence both on and off the field during the past 12 years.

On January 12th of 2001, Peterson made perhaps his boldest move to date as Kansas City's President, General Manager and CEO, luring Dick Vermeil - who guided the '99 St. Louis Rams to a victory in Super Bowl XXXIV - out of retirement to guide the Chiefs on-field fortunes, marking the first time Kansas City has boasted a Super Bowl champion head coach since the days of Hank Stram. The working relationship enjoyed by Peterson and Vermeil dates back some 27 years and has been productive in their two previous joint ventures, which included the '80 NFC Championship and a berth in Super Bowl XV with the Philadelphia Eagles in January of '81, as well as a Rose Bowl title with UCLA in January of '76.

For the third time in his football career, Peterson has joined forces with Vermeil and current Chiefs Vice President of Football Operations/Player Personnel, Lynn Stiles to form a true gridiron trinity. The longstanding relationship between Peterson, Vermeil and Stiles dates back to '74 when Vermeil was named the head coach at UCLA. Peterson served as receivers coach and administrative assistant to the head coach, while Stiles served as assistant head coach and defensive coordinator. In '75, that triumvirate helped lead the Bruins to a 9-2-1 record and the team's first-ever Pac 8 championship. That season culminated with UCLA's first Rose Bowl appearance in 10 seasons as the Bruins defeated #1 ranked Ohio State on January 1st of '76.

Later in '76, Vermeil was named head coach of the Philadelphia Eagles, while Peterson served as the club's receivers and tight ends coach, as well as the administrative assistant to the head coach. In '77, Peterson was named Philadelphia's Director of Player Personnel and became the man chiefly responsible for the acquisition of talent for Vermeil. Just one year later in '78 the duo of Peterson and Vermeil helped lead the Eagles to their first playoff appearance in 18 seasons.

In six seasons together with the Eagles from '76-81, Peterson and Vermeil combined to engineer four playoff appearances. Stiles rejoined the trio in '79 as the Eagles tight ends coach and special teams coordinator. The highlight of that four-year playoff run came just one year later when Philadelphia claimed its first division title since the club won the NFL Championship in '60. The Eagles proceeded to win the '80 NFC Championship Game and advanced to Super Bowl XV in January of '81.

"Twelve years ago, Lamar Hunt and his family gave me an opportunity to run this franchise," Peterson observed. "And at that time, there was only one person on my mind that I wanted to be head coach of the Kansas City Chiefs . . . Dick Vermeil. I've had one goal since I came here and I know that Dick now shares that goal with me. That goal is to hand the trophy that bears Lamar Hunt's name (AFC Championship trophy) to him at the conclusion of the season. Hopefully that will happen soon."

The hiring of Vermeil marked a flurry of off-season activity for Peterson and the Chiefs, igniting a renewed sense of optimism in Arrowhead Stadium and all across Kansas City. In addition to the acquisition of Vermeil - just one of four head coaches in NFL history to guide two different teams to the Super Bowl - Peterson was also the man who pulled the trigger on the trade which brought QB Trent Green to Kansas City on April 20th, just a day prior to the start of the 2001 NFL Draft. On that same day, the Chiefs also acquired RB Priest Holmes as an unrestricted free agent and WR/KR Tony Horne as a restricted free agent, marking just several of Peterson's many player personnel additions for 2001.

Making major changes to an organization is never easy, but Peterson has a history of guiding the Chiefs in the right direction. Since coming to Mid-America in late December of '88, he has not only transformed the Chiefs into a model National Football League organization, but has also built the Kansas City franchise into one of pro sport's finest and most respected entities.

When Peterson took over the Chiefs, the franchise was struggling, on the field and off, and was without any kind of national presence. Simply put, the club's reversal of fortunes under Peterson since that time have been dramatic. Under his continued guidance, the club maintains one of the most loyal national fan followings and strongest season ticket bases of any professional sports team. Boasting individual season-ticket accounts from an astonishing 43 different states and the District of Columbia, the Chiefs once again built upon their long-standing reputation for supremacy in the area of season-

ticket renewals, as 97.3 percent of the club's 72,000 season tickets were renewed for the 2001. In April of this year Hunt and Peterson announced that the club's self-imposed season-ticket cap has been upped to 73,000 seats for 2001. That move allowed many individuals who had been on the Chiefs lengthy waiting list since '93 to purchase season tickets for the first time, proving to be an appropriate way to reward both the patience and the loyalty of the legions of die-hard Red and Gold fanatics.

Despite his many accomplishments in steering the overall fortunes of the franchise, at his essence, Peterson still remains a quintessential football man. During the decade of the '90s, few teams could match the level of success exhibited on the playing field by the Chiefs. From '90-99, Kansas City posted a stellar 102-58 (.638) record, making Kansas City just one of seven teams in NFL history to record 100 or more wins over the course of a single decade. Even more impressive was the fact that Chiefs Founder Lamar Hunt and Peterson became just the fourth Owner/General Manager tandem to preside over a team for all 10 years of a 100-win decade.

Peterson obtained another rare distinction during the 2000 campaign by getting his 200th career regular season win of his 20-year tenure as a professional football executive with the NFL's Chiefs and Eagles, as well as the USFL's Stars. That 200th victory also marked the 600th regular season contest in the storied history of the Chiefs franchise. Both milestones were marked in thrilling fashion as Kansas City orchestrated an exciting, 23-22 comeback victory at Denver (9/24/00), as the Chiefs played their final contest ever in Mile High Stadium.

Dating back to the '77 season when he served as the Director of Player Personnel for the Eagles, teams whose personnel operations have been overseen by Peterson have produced a 205-117-2 (.636) mark. During that 20-season span - which also includes tenures as the top executive for the Chiefs and USFL's Stars - his teams have produced 17 winning records and made the playoffs on 14 occasions.

During the '90s, Kansas City finished first or second in the AFC West nine times, made seven playoff appearances, won three AFC West titles and reached the only AFC Championship Game in team history. But perhaps the greatest achievement under Peterson's tenure was the establishment of the unparalleled fan support the club currently enjoys in Kansas City.

Since the start of the '90 season, no NFL team has enjoyed a more impressive homefield advantage than the one boasted by the Chiefs at Arrowhead. Kansas City has posted an AFC-best 68-20 (.772) regular season record at their raucous home from '90-00, a mark matched only by San Francisco, which also has an identical 68-20 record over that span. Regarded as having one of the best and loudest gameday atmospheres in the entire league, the Chiefs have sold out 84 consecutive contests at Arrowhead, including four postseason games. In 2000, Kansas City enjoyed a franchise-best regular season paid home attendance of 631,365 to lead the AFC for the seventh consecutive season. The Chiefs have now paced the entire NFL in that category in six of the last seven years. In addition, over one million fans witnessed the Chiefs compete in regular season action at home and on the road for the 11th consecutive season.

Throughout his distinguished football career, Peterson has established clear-cut goals for the organizations he has guided, efficiently using all of his available resources in unison to meet his objectives. That simple formula has been at the foundation of Peterson's and the Chiefs successes since his arrival in Kansas City.

"My administrative philosophy is very simple," Peterson explained, "Hire the most talented, most creative, most innovative people possible. Give them a goal and all the support possible. Then get out of the way and let them do what they do best. Overall, my job is to create an environment that is conducive to allowing individual and collective excellence to emerge."

Under Peterson's leadership the past 12 years, the Chiefs have evolved into a habitually successful franchise. Dating back to his first season with the club in '89, the Chiefs own a 117-74-1 record, good for a solid .612 winning percentage. And during the decade of the '90s, only San Francisco 113-47 (.706) and Buffalo 103-57 (.644) could top the 102-58 (.638) mark established by Kansas City.

Over that 10-year span from '90-99, the Chiefs won three AFC West titles ('93, '95 and '97). In '93 the Chiefs captured their first AFC Western Division title since '71 and made their first-ever AFC Championship Game appearance. In both '95 and '97, the Chiefs put together league-best 13-3 records and went undefeated at home. The Chiefs have also dominated play within the NFL's toughest division - the AFC West - since the start of the '90 season. Kansas City has won more division contests than any other team over that 11-year run, producing a 60-28 (.682) ledger in division games, a figure which ranks as the best intradivision winning percentage in the entire NFL during that timeframe.

Under Peterson, the action at Arrowhead hasn't been confined to the playing field as the entire infrastructure of the stadium complex has undergone vast changes. Long regarded as one of the finest home bases for any NFL team, this list of improvements at the Chiefs complex is a lengthy one. From a natural playing surface at Arrowhead, to grass practice fields, a much-needed indoor practice complex and weight-training facilities, refurbished team meeting rooms, locker rooms, training and equipment rooms, new video and player personnel offices, the litany of upgrades goes on and on.

From a fans' perspective, there has been a new Arrowhead Club, a concession stand renovation, 33 new luxury field boxes and a pair of new, state-of-the-art ArrowVision replay screens in both end zones. In addition, all of the seats in the upper and lower levels of Arrowhead have been replaced over

the past two years, making the Chiefs home truly one of the most fan-friendly stadiums in all of sport.

In recent years, Kansas City has also been among the league leaders in merchandise sales and national-television appearances (57 times, including 20 on ABC's Monday Night Football, the past nine years), as well. In 2001, Kansas City will be on the national stage for an ESPN Thursday Night telecast vs. Philadelphia on November 29th, marking just the third-ever visit to Arrowhead by the Eagles.

"Under Carl's leadership, the Chiefs have achieved a high level of respect as one of the leaders in the NFL," commented Chiefs Founder Lamar Hunt. "This respect has been measured in several principle areas, including development and guidance of a quality organization in every phase - front office, scouting, coaching and team."

The team's football and administrative successes have not gone unnoticed around the league. Several of the team's top coaches and administrators have received promotions to other NFL clubs. Headlining that list of Peterson proteges is former Chiefs Vice President of Player Personnel Terry Bradway, who was named General Manager of the N.Y. Jets earlier this year. Bradway spent eight years with Kansas City ('93-00) and also served three years with Peterson ('83-85) in the USFL.

In addition, four former Chiefs staff members are Vice Presidents with other teams (Mark Hatley - Green Bay, John Schneider - Washington, Phil Thomas - St. Louis and Phil Youtsey - Carolina), while three former Kansas City assistants who currently serve as NFL head coaches with other clubs (Bill Cowher - Pittsburgh, Tony Dungy - Tampa Bay and Herman Edwards - N.Y. Jets). "The greatest form of flattery (and respect) is when other teams come after our people," Peterson remarked.

But whether on the field, on the sidelines, or in the front office, the area where Peterson has always truly excelled in is unearthing talent. He and the outstanding player personnel department he has built in Kansas City have used the college draft, trades and the free agent market to build the Chiefs talent pool. No matter the round, Peterson and his scouting staff have discovered major contributors each year in the draft, including notable performers such as the late nine-time Pro Bowl linebacker Derrick Thomas (1st round - '89), recently-retired 2000 Pro Bowl center Tim Grunhard (2nd round - '90), six-time Pro Bowl guard Will Shields (3rd round - '93), four-year starting linebacker Donnie Edwards (4th round - '96) and former All-Pro guard Dave Szott (7th round - '90), just to name a very few.

The club's 2000 draft yielded a plethora of talent for the club, including four players who started games for the Chiefs a year ago: WR Sylvester Morris (1st round), CB William Barteel (2nd round), S Greg Wesley (3rd round) and CB Pat Dennis (5th round). Peterson's recent first-round resume is also impressive with the club's past five first-round selections all currently with the team in starting roles. In addition to Morris, that list includes offensive tackles John Tait ('99) and Victor Riley ('98), two-time Pro Bowl tight end Tony Gonzalez ('97) and four-year starting free safety Jerome Woods ('96).

In '93, it was Peterson who pulled the trigger on the trade with the 49ers that brought Hall of Fame quarterback Joe Montana to Kansas City, marking the only time he had dealt a number one draft choice prior acquiring QB Trent Green from St. Louis this season. The same year he acquired Montana, Peterson also made one of the best acquisitions in the history of unrestricted free agency, signing another future Hall of Famer, running back Marcus Allen. Over the years, Peterson's free agent acquisitions have been many, including the Chiefs past six Most Valuable Players, a list which includes current Kansas City performers WR Derrick Alexander (2000) and LB Marcus Patton ('99). In addition, Peterson continues to explore crafty trade opportunities, such as the ones which landed Green this year and the deal which brought highly-productive K Pete Stoyanovich from Miami in '96.

In total, the Chiefs have produced 46 Pro Bowlers during Peterson's 12-year tenure with the club, 14 more than the club tallied in the 12 years prior to his arrival. Peterson first displayed his knack for discovering and developing young players long before he came to Kansas City, though. His reputation as one of football's top executives began in '77 as Director of Player Personnel of the Eagles.

After his rapid success in the NFL personnel ranks, Peterson was the man selected to build the Philadelphia Stars when the United States Football League was launched in July of '82. As the franchise's President and General Manager, he proceeded to assemble the most successful team in the league's three-year existence, capturing the USFL title the final two seasons. The Stars 48-13-1 overall record during regular (41-12-1) and postseason play (7-1) was easily the finest of any USFL club. His efforts were rewarded in '83 and '84, when he was named *The Sporting News*' "USFL Executive of the Year."

A '66 graduate of UCLA, Peterson began his coaching career as an assistant at two Southern California high schools, Wilson High in '66 and Loyola High in '67-68. He entered the collegiate ranks at Cal-State at Sonoma in '69, then was named head coach in '70. He returned to his alma mater in '72, where he served as the Bruins receivers coach under Pepper Rodgers for two years, then remained on the staff as receivers coach and administrative assistant to Vermeil when he became the school's head coach in '74.

Peterson serves on the National Boards for the Maxwell Football Club and Pop Warner Little Scholars Organization. He serves as the Chairman of the Board of Trustees for Pop Warner and is a member of the International World President's Organization. He also serves on the Board of The Third and Long Foundation, which was founded by the late Derrick Thomas; The Greater Kansas City Sports Commission presented Peterson with the '98 Special Achievement Award for Professional Athletics. Other honors Peterson have received include the '97 Pop Warner Award for Contributions to Football.

the '98 Reds Bagwell Award for Outstanding Achievements in Football and the 2001 Pro Football Executive Award, presented by the All-American Football Foundation. Peterson also serves on the following NFL's Committees: College and Pro Relations, NFL Europe League Working Executives and the Youth Football Funding Board. Spearheaded by the efforts and example of Peterson and his wife, Lori, the Chiefs organization (players, coaches and front office staff) raised a team-record net of \$1.94 million for local charities in 2000.

Peterson grew up in Long Beach, California, and attended both the U.S. Military Academy in West Point and UCLA. He earned his Bachelor of Science degree in Kinesiology from UCLA in '66, a Master's Degree in Kinesiology in '67 and later earned a Doctorate in Administration in Higher Education at UCLA in '70. He is married to the former Lori Larson of Kansas City, who is an interior design architect with H.O.K. Sports Architects. The Petersons make their home in the historic Country Club Plaza district of Kansas City, Missouri. Carl has one daughter Dawn Peterson Curlewis, who lives in Edinburgh with her Scottish-born husband, Graham.

PETERSON'S PRO FOOTBALL FORTUNES

Year	Team	REGULAR SEASON				Division Finish	PLAYOFFS	
		W	L	T	Pct.		W	L
1977	Philadelphia Eagles	5	9	0	.357	T4th NFC East	--	--
1978	Philadelphia Eagles	9	7	0	.563	T1st NFC East	0	1
1979	Philadelphia Eagles	11	5	0	.688	1st NFC East	2	1
1980	Philadelphia Eagles	12	4	0	.750	1st East	2	1
1981	Philadelphia Eagles	10	6	0	.625	2nd NFC East	0	1
1983	Phil. Stars (USFL)	15	3	0	.833	1st Atlantic	1	1
1984	Phil. Stars (USFL)	16	2	0	.889	1st Atlantic	3	0
1985	Baltimore Stars (USFL)	10	7	1	.531	4th East Conf.	3	0
1989	Kansas City Chiefs	8	7	1	.531	2nd AFC West	--	--
1990	Kansas City Chiefs	11	5	0	.688	2nd AFC West	0	1
1991	Kansas City Chiefs	10	6	0	.625	2nd AFC West	1	1
1992	Kansas City Chiefs	10	6	0	.625	2nd AFC West	0	1
1993	Kansas City Chiefs	11	5	0	.688	1st AFC West	2	1
1994	Kansas City Chiefs	9	7	0	.563	2nd AFC West	0	1
1995	Kansas City Chiefs	13	3	0	.813	1st AFC West	0	1
1996	Kansas City Chiefs	9	7	0	.563	2nd AFC West	--	--
1997	Kansas City Chiefs	13	3	0	.813	1st AFC West	0	1
1998	Kansas City Chiefs	7	9	0	.438	4th AFC West	--	--
1999	Kansas City Chiefs	9	7	0	.563	2nd AFC West	--	--
2000	Kansas City Chiefs	7	9	0	.438	3rd AFC West	--	--
Pro Totals (19 years)		205	117	2	.636		14	12

Note: Includes all of Peterson's years as a pro football executive. Director of Player Personnel - Philadelphia Eagles ('77-81), President/General Manager - USFL Stars ('83-85) and President, General Manager and Chief Executive Officer - Kansas City Chiefs ('89-present).



GEORGEANN HEMYR
EXECUTIVE SECRETARY
CARL PETERSON



CAROL MODEAN
EXECUTIVE SECRETARY
DENNIS WATLEY



NADINE STEFFEN
EXECUTIVE SECRETARY
DENNIS THUM



KARLA WILCOX
EXECUTIVE SECRETARY
JACK STEADMAN

ADMINISTRATION



DENNIS THUM

EXECUTIVE VICE PRESIDENT/ ASSISTANT GENERAL MANAGER

Dennis Thum, who has played a major role in the Kansas City Chiefs front office the past 28 years, has been the club's Assistant General Manager since '89. In February of '96, he added the role of Executive Vice President to his Assistant GM duties. Thum assists Carl Peterson, the team's President, General Manager and Chiefs Executive Officer, in overseeing the football side of the Chiefs operation.

"Denny Thum is the unsung hero of this organization," noted Peterson. "Without Denny, there are many things we would not have been able to accomplish. He's invaluable to me."

The 49-year-old Thum is heavily involved in the preparation of the entire football budget, is active in the negotiations of all player contracts, monitors the salary cap, and services the coaching staff, player personnel staff, trainers, as well as the club's equipment and video staffs. He is also in charge of all training camp operations and coordinates the team's travel. In a '97 *USA Today* story, Thum was named one of the NFL's top 11 salary cap managers in a poll of league administrators.

Thum held the position of Assistant to the General Manager from '84 to '88, and was promoted to his current position shortly after Peterson's arrival in Kansas City 12 years ago. He served as the club's Director of Accounting in '83 and Chief Accountant in '82. The St. Louis, Missouri, native joined the Chiefs as a staff accountant in '74, the same year he graduated from Rockhurst College in Kansas City.

Born November 14, 1951, Denny and his wife, Carmen, live in Kansas City, Missouri, with their two daughters, Megan and Lindsay.



DENNIS WATLEY

SENIOR VICE PRESIDENT

Dennis Watley, now in his 12th year with the Chiefs, was promoted to the post of Senior Vice President in March of '99 after serving three years as the club's Vice President of Administration. Watley oversees the team's sales, marketing, advertising, promotions, data processing, development and stadium operations of the Chiefs and the Kansas City Wizards soccer team.

He joined the club in '90 as Director of Sales and Marketing and was promoted to Vice President of Marketing in '95 and Vice President of Administration in '96. Under Watley's direction, the Chiefs have become a model for all pro sports franchises in virtually every area. Kansas City has been the AFC's home attendance leader the past seven seasons and has led the entire NFL in home attendance six of the past seven seasons. Last year, the Chiefs extended their string of consecutive regular season and playoff sellouts at Arrowhead Stadium to 84 games. Watley has also been instrumental in developing the club's VIP tent and corporate tailgate parties, as well as the Pavilion at Arrowhead which opened in 2000, elements which have all added to the Chiefs already enjoyable pre-game atmosphere.

Over the past 11 seasons, the Chiefs have emerged as one of the best-run franchises in sports, and NFL Commissioner Paul Tagliabue has stated that the Chiefs game production and overall football atmosphere is "the best in the NFL."

For 16 years prior to joining the Chiefs, the 53-year-old Watley was employed by National Steel Service Centers, a one-billion-dollar metals distribution company serving eight states in the Midwest. He left National Steel in 1985 as President of the Midwest Division and joined D.W. Newcomer's Sons in Kansas City.

A native of Kansas City, Missouri, Watley attended William Jewell College on an athletic scholarship, majoring in Business and Marketing, with additional studies in Iowa and Houston, Texas. Dennis and his wife, Carolyn, have four children - Shelby, Lori, Matt and Eilen. The Watleys reside in Lee's Summit, Missouri.

HEAD COACH

DICK VERMEIL



A new crusade was officially initiated on January 12, 2001 when Chiefs President Carl Peterson named Dick Vermeil as the ninth head coach in the illustrious 42-year history of the Chiefs football franchise. The beginning of the Vermeil era in Kansas City has marked what has thus far been one of the most exciting chapters in Kansas City football history.

With a deal consummated to bring Vermeil out of a one-year coaching hiatus after winning Super Bowl XXXIV with the St. Louis Rams, Peterson and the Chiefs head coach have finally been fully reunited in Kansas City, bringing full-circle a working relationship which dates back some 27 years. While some questioned why Vermeil would come out of retirement for a second time, in the eyes of this championship-winning coach, the motivation was crystal clear.

"Personal relationships are motivating to me," Vermeil said upon accepting his third NFL head coaching post. "And that was truly the case in this situation. I really feel this was sort of inevitable. Sooner or later, it was probably going to happen that Carl and I would be back together again, rejoined to initiate a new crusade. Every time we've done it, we've been successful."

Successful, indeed.

If history repeats itself for Peterson and Vermeil in Kansas City, Chiefs fans everywhere could enjoy the results of this latest "crusade." In their two previous "crusades," Peterson and Vermeil unquestionably forged a winning combination. While the teams, the years and the uniforms have changed, the commitment and trust shared by this dynamic football duo has never wavered. Whether it was upsetting #1 ranked Ohio State 23-10 in the Rose Bowl following the '75 college season or resurrecting a long-dormant Philadelphia Eagles franchise to claim the '80 NFC Championship and a berth in Super Bowl XV, Peterson and Vermeil's gridiron triumphs have been well-documented.

That strong personal bond and history of past successes easily explains why Vermeil was Peterson's top choice for the Chiefs head coaching job, not only in 2001, but dating back to '89 when Peterson originally came to Kansas City to steer the franchise's fortunes.

"When I came to the Chiefs over 12 years ago, there was only one individual I wanted to hire as the head coach of the Kansas City Chiefs, Dick Vermeil," Peterson observed. "So it is with a great deal of pleasure that after 12 years I have finally been able to accomplish what I set out to do at that time. I'm not concerned about my bias - and I am biased - but I firmly believe that Dick Vermeil is the premier football coach in the entire National Football League."

Revered is perhaps not too strong a term to describe the level of esteem Vermeil has earned, not only from the likes of NFL executives such as Peterson, but also from his peers in the coaching profession. Unquestionably one of the finest innovators and motivators the game has ever known, Vermeil's one-of-a-kind style has truly stood the test of time. Whether it was coaching championship football and swimming teams as a young high school coach in California, re-establishing UCLA as a national football powerhouse during his collegiate days, or reaching the highest echelon of the pro football profession by coaching a club to a Super Bowl championship, there's been virtually no challenge Vermeil hasn't stepped up to during his illustrious career.

The national respect for Vermeil truly transcends football. In fact, it eclipses the sports world entirely. In addition to his impressive litany of accomplishments as a coach, he has served as a widely-acclaimed broadcaster and has long been a highly-coveted motivational speaker. Whether it means delivering an important pregame speech to an NFL locker room, providing color commentary to a national television audience or inspiring employees of America's most prestigious Fortune 500 companies, Vermeil has filled the bill with precision, wit and a reverberating passion.

It is precisely that passion, particularly his passion for coaching the NFL's finest athletes which Vermeil pinpoints as perhaps the biggest purpose behind his return to the coaching ranks with Kansas City. Yet even though he is just one of 19 NFL head coaches ever to claim a Super Bowl ring - joining Hank Stram as the only other Chiefs head coach to own that distinction - Vermeil approaches his present challenge with little bravado, much humility and a great appreciation of the individuals who fight in the trenches each and every day - his players and coaching staff.

"We're in the business for one thing, to share the responsibility for winning," Vermeil commented. "There wasn't one thing that went on in the Rams organization that I didn't have my hands on, yet I didn't call a single play in Super Bowl XXXIV. I didn't even call a single play that entire season."

"I have my number one obligation defined," he continued. "That is to provide talented, talented athletes to a very talented coaching staff in the frame of mind to be coached. And if they don't want to be coached and if they don't want to be worked, they probably won't stay here."

"My number two objective will be to build an environment within this building that makes it exciting for everybody to come to work and feel important and be a part of it. I'm not the most important person. To me, the most important people are your players and your coaching staff, your assistant coaches. They have their hands on the product - the players - each and every day."

When Vermeil puts his talented hands on the Chiefs for the start of the 2001 regular season, it will mark the start of a quest to become the only head coach in NFL history to lead three separate teams to the Super Bowl. He is currently just one of four coaches in NFL history to lead two different teams to the "Big Game," joining the illustrious likes of Bill Parcells (Giants and Patriots), Dan Reeves (Broncos and Falcons) and Don Shula (Colts and Dolphins). Vermeil was granted entry into that elite group after leading St. Louis to a win in Super Bowl XXXIV following the '99 season. He also guided Philadelphia to an appearance in Super Bowl XV at the conclusion of the '80 season.

Vermeil is just one of four active NFL head coaches (Mike Shanahan - Denver, Mike Holmgren - Seattle and George Seifert - Carolina) who have guided a club to a Super Bowl victory. However, he becomes the third member of that elite fraternity who is currently coaching in the NFL's toughest division since '90 - the AFC West.

The Northern California native returns to the NFL in 2001 after announcing his retirement from the St. Louis Rams on February 1st of 2000. During his one-year hiatus from the coaching profession, Vermeil's schedule would indicate "retirement" was the furthest thing from his mind. In the over 11 months spanning his departure from the Rams and his arrival in Kansas City, he was honored at no less than 16 award banquets. In addition, he orated at 60 separate speaking engagements and appeared at 33 different charity functions.

Nineteen years after winning the NFL Coach of the Year honor for the initial time with the '80 Philadelphia Eagles, Vermeil was once again honored as the NFL's Coach of the Year following the '99 season with St. Louis. Not surprisingly, Vermeil was a hot commodity on the banquet circuit following St. Louis' Super Bowl victory, receiving other "Coach of the Year" honors from virtually every major event in the country, including Kansas City's own "101 Banquet", as well as the Maxwell Club, the ESPYs, the Columbus Touchdown Club, the Victor Awards and the NFL Alumni Association. Vermeil was also a consensus "Coach of the Year" pick among pro football publications in '99, including Sports Illustrated, The Sporting News, Pro Football Weekly, USA Today, Football News, Football Digest, as well as College and Pro Football Newsweekly.

That plethora of well-deserved accolades came following a remarkable '99 campaign with the Rams which culminated with a thrilling 23-16 victory vs. Tennessee in Super Bowl XXXIV on January 30th of 2000. Vermeil's '99 Rams produced a 13-3 regular season record, winning those 13 contests by an average margin of 22.9 points per game. In 11 of those games, the Rams topped the 30-point barrier. St. Louis contained its opponents to 21 points or less in all 13 of their wins as Vermeil guided the Rams to their first-ever Super Bowl victory and their first appearance in the NFL's title game since the club lost to Pittsburgh in Super Bowl XIV following the '79 season.

Despite losing current Kansas City signal-caller Trent Green to a season-ending injury in the preseason, an unheralded former Arena League and NFL Europe quarterback named Kurt Warner emerged to lead St. Louis to the NFL's promised land. Warner enjoyed one of the most prolific seasons in NFL history in '99, completing 325 of 499 passes for 4,353 yards with 41 touchdowns and just 13 interceptions, good for a remarkable 109.2 passer rating. While Vermeil was unquestionably the season's most decorated coach, Warner was the league's most honored player, taking home both the NFL Most Valuable Player and Super Bowl MVP trophies.

While Vermeil takes over a Chiefs squad which is unquestionably further along than the teams he inherited in St. Louis and Philadelphia, there is little doubt his talent made an immediate impact on those two franchises, both of which had gone significant stretches without enjoying success on the playing field.

After a taking a 14-year sabbatical from the coaching profession from '83-96, Vermeil returned to the league as President of Football Operations and head coach of the St. Louis Rams on January 22nd of '97. Vermeil took over a St. Louis team which had suffered seven consecutive losing seasons and hadn't been to the postseason since '88. In just his third season as head coach of that club in '99, he guided the Rams to a franchise-best regular season 13-3 record and the lone Super Bowl victory in that team's history.

In '76, Vermeil inherited a Philadelphia squad which had not produced a winning season since '66. In just his third season with the club in '78, he landed the Eagles in the playoffs for the first time since '61, earning NFC Coach of the Year for his efforts. After leading Philadelphia to a franchise-best 12-4 record in '80 and taking the team on a trip to Super Bowl XV, he was named NFL Coach of the Year for the first time, a feat he later repeated with the Rams.

Vermeil enters his 11th season as an NFL head coach in 2001, after producing a 76-73 regular season record in his 10 previous campaigns. He went 22-26 with the St. Louis Rams ('97-99) and produced a 54-47 record with the Eagles ('76-82). He boasts a 6-4 career postseason record, including a perfect 3-0 mark during the '99 campaign with the Rams giving him an overall NFL record of 82-77 (.516). In total, Vermeil will embark on his 15th season as an NFL coach after originally entering the league with the L.A. Rams in '69.

In addition to being reunited with Peterson - as well as a host of former Rams players and coaches in Kansas City - Vermeil will also join forces once again with another longtime associate, Chiefs Vice President of Football Operations/Player Personnel Lynn Stiles in 2001. The relationship shared by the

football trinity of Peterson, Vermeil and Stiles dates back to '74 when Vermeil was named the head coach at UCLA, Peterson served as receivers coach and an administrative assistant, while Stiles served as assistant head coach and defensive coordinator.

In '76, Vermeil was named head coach of the Philadelphia Eagles, while Peterson served as the club's receivers, tight ends coach and administrative assistant to the head coach. In '77, Peterson was named Philadelphia's Director of Player Personnel and became the man chiefly responsible for the acquisition of talent for Vermeil. Just one year later in '78 the duo of Peterson and Vermeil helped lead the Eagles to their first playoff appearance in 18 seasons and landed the club in the Super Bowl in '80.

In six seasons together with the Eagles from '76-81, Peterson and Vermeil combined to engineer four playoff appearances. Stiles rejoined the trio in '79 as the Eagles tight ends coach and special teams coordinator. The highlight of that four-year playoff run came just one year later when Philadelphia claimed its first division title since the club won the NFL Championship in '60. The Eagles proceeded to win the '80 NFC Championship Game and advanced to Super Bowl XV in January of '81.

After spending seven seasons ('76-82) with Philadelphia, Vermeil retired from coaching during an emotional farewell speech on January 10th of '83. He finished his Eagles career as the second-winningest head coach in that franchise's history, compiling a 54-47 (.535) record. Only Pro Football Hall of Fame inductee Earl "Greasy" Neale produced more victories, getting 66 wins as the Eagles head coach from '41-50. In an ironic twist, Vermeil received the Earle "Greasy" Neale Trophy for his efforts with the Rams in '99, an honor bestowed annually by Philadelphia's Maxwell Club.

Vermeil didn't stray far from the gridiron when he left the Eagles, though. Shortly after departing the sidelines, he began a 14-year broadcasting career, serving as an NFL and college football analyst for CBS and ABC from '83-96. In addition to his national television work, Vermeil was a fixture at Chiefs training camp in River Falls. When he declined the opportunity to become Kansas City's head coach in '89, Peterson did convince him to provide color commentary for the Chiefs preseason television broadcasts from '89-96, working with play-by-play men Roger Twibell and Gary Bender.

Owning many distinctions during his football career, two of the most interesting involve his involvement with the Rose Bowl. In addition to being the only head coach to lead his team to victories in both the Super Bowl and the Rose Bowl, he is also the only individual to coach a team in the Rose Bowl and later broadcast a Rose Bowl contest.

In addition, Vermeil owns the rare distinction of being named "Coach of the Year" on four levels: high school, junior college, NCAA Division I and the NFL. He began his coaching career at San Jose's Del Mar High School in '59 and received his initial head coaching assignment at Hillsdale High School in San Mateo, California in '60. After a one-year stint as an assistant at San Mateo College, he produced an 8-1 mark in his lone season as the head coach at Napa Junior College before entering the Division I ranks.

Vermeil began his NCAA Division I coaching tenure at Stanford from '65-68 working under head coach John Ralston. That star-studded staff included six future NFL head coaches: Vermeil (Philadelphia '76-82, St. Louis '97-99, Kansas City 2001); Ralston (Denver '72-76); Bill Walsh (San Francisco '79-88), Jim Mora (New Orleans '86-96, Indianapolis '98-01) and Rod Rust (New England '90), as well as longtime associate, friend and current Chiefs Director of Football Administration Mike White (Oakland '95-96).

He entered the pro ranks in '69 when he was designated as the first special teams coach in NFL history working for the L.A. Rams working under George Allen. After a one-year stint on Tommy Prothro's staff as offensive coordinator at UCLA in '70, he moved with Prothro back to the Rams, where he served as offensive coordinator from '71-72. He then coached running backs and special teams for Rams head coach Chuck Knox in '73 before taking over the head coaching reigns at UCLA the following year. He compiled a 15-5-3 (.717) record in two seasons as head coach at UCLA ('74-75), including a 9-2-1 record in '75 when Vermeil led the Bruins to their first Pac 8 Championship.

During his many years in the Philadelphia area - where his family still maintains a residence - Vermeil has found the time to help many worthy causes, making an immediate impact on those around him. Numerous Philadelphia-area organizations have benefited from his involvement including: The Mary Campbell Center, The Second Mile Center and The Boy Scouts of Chester County, whose 2000 golf tournament which bore Vermeil's name earned \$100,000 for the organization.

Born in Calistoga, California at the northern end of the world-renowned Napa Valley in the heart of wine country, Vermeil was a four-sport star at Calistoga High School and was also employed in the auto repair garage of his father, Louis Vermeil. The younger Vermeil applied that work ethic learned in "The Garage" for one season at Napa Junior College, before moving on to San Jose State. He graduated from San Jose State with degrees in physical education (B.A. '58, M.A. '59) after serving as a collegiate quarterback for the Spartans. In 2000, he was inducted into the San Jose State Hall of Fame. True to his Napa Valley roots, Vermeil is scheduled to release a vintage of his own self-proclaimed "Garage Cabernet" in the near future.

Vermeil and his wife, Carol (the former Carolyn Drake) have three children and 11 grandchildren. Their son Rick and his wife Colleen are parents of grandchildren Kelly, Rick, Michael and Megan. Their son Dave and his wife Janet are parents of grandchildren Jack, Amy and Andy. Their daughter Nancy and her husband Steve Barnett are parents of grandchildren James, Tommy, Stevie and Christopher.

The Vermeils make their home in the historic Country Club Plaza district of Kansas City, Missouri. When not in Kansas City, the entire Vermeil family enjoys spending time and working on "The Ranch," a 114-acre homestead located outside Philadelphia in rural Chester County, Pennsylvania.

VERMEIL FAST FACTS

- Married, wife Carol with three children and 11 grandchildren.
- Entering his 28th season overall as a coach, his 15th as an NFL coach and his 11th as an NFL head coach in 2001.
- Is one of just four coaches in NFL history to lead two different teams to the Super Bowl - Bill Parcells, Dan Reeves and Don Shula are the others.
- Is one of just four active coaches to guide a team to a Super Bowl victory - Mike Shanahan, Mike Holmgren and George Seifert are the others.
- Relationship with Chiefs President Carl Peterson and Vice President of Football Operations/Player Personnel Lynn Stiles dates back to '74 when Vermeil was the head coach at UCLA. Peterson and Stiles were both members of the Bruins coaching staff.
- During Vermeil's stint as head coach of the Eagles from '76-82, Peterson served as receivers and tight ends coach in '76 before assuming the role as Director of Player Personnel from '77-81. Stiles coached special teams for Vermeil from '76, '79-81 and then took over as Philadelphia's Director of Player Personnel in '82 when Peterson departed to head the USFL's Philadelphia Stars.
- Has been named "Coach of the Year" at four different levels - high school, junior college, NCAA Division I and has earned the honor twice in the NFL.
- Is the only head coach to lead teams to victories in both the Super Bowl and the Rose Bowl.
- Named NFC Coach of the Year in '78 after guiding Philadelphia to a 9-7 record and a Wild Card berth. It marked the Eagles first winning season since '66.
- Named NFL Coach of the Year in '80 after leading the Philadelphia Eagles to a franchise-best 12-4 record and a berth in Super Bowl XV.
- Nineteen years after initially winning the award, Vermeil was once again named NFL Coach of the Year in '99 after leading the St. Louis Rams to a franchise-best 13-3 record and a victory in Super Bowl XXXIV over Tennessee.
- Is the second-winningest head coach in Philadelphia Eagles history, compiling a 54-47 (.535) record with that club from '76-82. Only Pro Football Hall of Fame inductee Earl "Greasy" Neale produced more victories, getting 66 wins as the Eagles head coach from '41-50.
- Produced a 22-26 (.458) regular season record with the St. Louis Rams from '97-99 and was 3-0 in playoff action with the Rams.
- Owns a 6-4 career playoff record as an NFL head coach, going 3-0 with the Rams and 3-4 with the Eagles.
- Originally entered the NFL in '69 with the L.A. Rams and was designated as the league's first special teams coach.
- Compiled a 15-5-3 (.717) record in two seasons as head coach at UCLA ('74-75), including a 9-2-1 record in '75 when Vermeil led the Bruins to their first Pac 8 Championship. UCLA made its first Rose Bowl appearance in 10 years as the Bruins upset #1 ranked Ohio State 23-10.
- Served as an assistant coach on head coach John Ralston's staff at Stanford from '65-68 that included six future NFL head coaches: Vermeil (Philadelphia '76-82, St. Louis '97-99, Kansas City 2001); Ralston (Denver '72-76); Bill Walsh (San Francisco '79-88), Mike White (Oakland '95-96), Jim Mora (New Orleans '86-96, Indianapolis '98-present) and Rod Rust (New England '90).
- Served as the head coach of the freshman team at Stanford in '65, posting a 4-0 record.
- Produced an 8-1 (.889) record in one season as head coach at Napa Junior College in Napa, California.
- Compiled a 17-9-1 (.648) record in his first head coaching job at Hillsdale High School in San Mateo, California from '60-62.
- Served as a television analyst for NFL and college football broadcasts by CBS and ABC from '83-96.
- Served as a color analyst for Kansas City Chiefs preseason television broadcasts from '89-96, working with play-by-play men Roger Twibell and Gary Bender.
- Is the only individual to coach a team in the Rose Bowl and broadcast a Rose Bowl.
- Has never coached a regular season game at Arrowhead Stadium. His only regular season meeting against the Chiefs came as head coach of the St. Louis Rams in '97 when Kansas City defeated St. Louis 28-20 at the Trans World Dome.
- Has defeated the N.Y. Giants more times (13) than any other NFL team. The Chiefs and Giants are scheduled to meet at Arrowhead in the 2001 regular season.
- Has faced every current NFL team in the regular season except Jacksonville. Kansas City will travel to face the Jaguars in the 2001 regular season.

VERMEIL'S COACHING CAREER

Years	Team	Position
1959	Del Mar High School (San Jose, California)	Assistant Coach
1960-62	Hillsdale High School (San Mateo, California)	Head Coach
1963	San Mateo College	Assistant Coach
1964	Napa Junior College	Head Coach
1965-68	Stanford University	Assistant Coach
1969	L.A. Rams	Special Teams
1970	UCLA	Offensive Coordinator
1971-72	L.A. Rams	Offensive Coordinator/QBs
1973	L.A. Rams	Running Backs/Special Teams
1974-75	UCLA	Head Coach
1976-82	Philadelphia Eagles	Head Coach
1997-99	St. Louis Rams	Head Coach
2001	Kansas City Chiefs	Head Coach

VERMEIL'S HEAD COACHING RECORD

Years	Team	REGULAR SEASON				POSTSEASON	
		W	L	T	Pct.	W	L
1960-62	Hillsdale High School	17	9	1	.648	--	--
1964	Napa College	8	1	0	.889	--	--
1974	UCLA	6	3	2	.636	--	--
1975	UCLA	8	2	1	.773	1	0
1976	Philadelphia	4	10	0	.286	--	--
1977	Philadelphia	5	9	0	.357	--	--
1978	Philadelphia	9	7	0	.563	0	1
1979	Philadelphia	11	5	0	.688	1	1
1980	Philadelphia	12	4	0	.750	2	1
1981	Philadelphia	10	6	0	.625	0	1
1982	Philadelphia	3	6	0	.333	--	--
1997	St. Louis	5	11	0	.313	--	--
1998	St. Louis	4	12	0	.250	--	--
1999	St. Louis	13	3	0	.813	3	0
Totals		115	88	4	.565	7	4

2001 KANSAS CITY CHIEFS COACHING STAFF



Front Row (Left to Right): Bob Karmelowicz, Peter Giunta, Greg Robinson, Head Coach Dick Vermeil, Mike White, Al Saunders, Mike Solari, Terry Shea.
 Back Row (Left to Right): Billy Long, Joe Vitt, Jeff Hurd, Carl Hairston, Darvin Wallis, Irv Eatman, Keith Rowen, Charlie Joiner, Frank Gansz, Jr., Jason Verduzco, James Saxon.



VERMEIL'S NFL HEAD COACHING CAREER



1976 - Philadelphia Eagles

(4-10)

9/12 @ Dallas L	7-27	10/31 @ N.Y. Giants W	10-0
9/19 N.Y. Giants W	20-7	11/7 @ St. Louis L	14-17
9/27 Washington L	17-20 OT	11/14 @ Cleveland L	3-24
10/3 @ Atlanta W	14-13	11/21 Oakland L	7-26
10/10 St. Louis L	14-33	11/28 @ Washington L	0-24
10/17 @ Green Bay L	13-28	12/5 Dallas L	7-26
10/24 Minnesota L	12-31	12/12 Seattle W	27-10

1977 - Philadelphia Eagles

(5-9)

9/18 Tampa Bay W	13-3	11/6 New Orleans W	28-7
9/25 @ L.A. Rams L	0-20	11/13 Washington L	14-17
10/2 @ Detroit L	13-17	11/20 @ St. Louis L	16-21
10/9 @ N.Y. Giants W	28-10	11/27 @ New England L	6-14
10/16 St. Louis L	17-21	12/4 @ Dallas L	14-24
10/23 Dallas L	10-16	12/11 N.Y. Giants W	17-14
10/30 @ Washington L	17-23	12/18 N.Y. Jets W	27-0

1978 - Philadelphia Eagles

(9-7)

9/3 L.A. Rams L	14-16	11/5 Green Bay W	10-3
9/10 @ Washington L	30-35	11/12 N.Y. Jets W	17-9
9/17 @ New Orleans W	24-17	11/19 @ N.Y. Giants W	19-17
9/24 Miami W	17-3	11/26 @ St. Louis W	14-10
10/1 @ Baltimore W	17-14	12/3 @ Minnesota L	27-28
10/8 @ New England L	14-24	12/10 Dallas L	13-31
10/15 Washington W	17-10	12/17 N.Y. Giants W	20-3
10/22 @ Dallas L	7-14	NFC WILD CARD	
10/29 St. Louis L	10-16	12/24 @ Atlanta L	13-14

1979 - Philadelphia Eagles

(11-5)

9/2 N.Y. Giants W	23-17	11/12 @ Dallas W	31-21
9/10 Atlanta L	10-14	11/18 St. Louis W	16-13
9/16 @ New Orleans W	26-14	11/25 @ Green Bay W	21-10
9/23 @ N.Y. Giants W	17-13	12/2 Detroit W	44-7
9/30 Pittsburgh W	17-14	12/8 Dallas L	17-24
10/7 Washington W	28-17	12/16 @ Houston W	26-20
10/14 @ St. Louis W	24-20	NFC WILD CARD	
10/21 @ Washington L	7-17	12/23 Chicago W	27-17
10/28 @ Cincinnati L	13-37	NFC DIVISIONAL PLAYOFF	
11/4 Cleveland L	19-24	12/29 @ Tampa Bay L	17-24

1980 - Philadelphia Eagles

(12-4)

9/7 Denver W	27-6	11/23 Oakland W	10-7
9/14 @ Minnesota W	42-7	11/30 @ San Diego L	21-22
9/22 N.Y. Giants W	35-3	12/7 Atlanta L	17-20
9/28 @ St. Louis L	14-24	12/14 St. Louis W	17-3
10/5 Washington W	24-14	12/21 @ Dallas L	27-35
10/12 @ N.Y. Giants W	31-16	NFC DIVISIONAL PLAYOFF	
10/19 Dallas W	17-10	1/3 Minnesota W	31-16
10/26 Chicago W	17-14	NFC CHAMPIONSHIP GAME	
11/2 @ Seattle W	27-20	1/11 Dallas W	20-7
11/9 @ New Orleans W	34-21	SUPER BOWL XV (@ New Orleans)	
11/16 @ Washington W	24-0	1/25 Oakland L	10-27

1981 – Philadelphia Eagles
(10-6)

9/6	@ N.Y. Giants	W 24-10	11/8	@ St. Louis	W 52-10
9/13	New England	W 13-3	11/15	Baltimore	W 38-13
9/17	@ Buffalo	W 20-14	11/22	N.Y. Giants	L 10-20
9/27	Washington	W 36-13	11/30	@ Miami	L 10-13
10/5	Atlanta	W 16-13	12/6	@ Washington	L 13-15
10/11	@ New Orleans	W 31-14	12/13	@ Dallas	L 10-21
10/18	@ Minnesota	L 23-35	12/20	St. Louis	W 38-0
10/25	Tampa Bay	W 20-10	NFC WILD CARD		
11/1	Dallas	L 14-17	12/27	N.Y. Giants	L 21-27

1982 – Philadelphia Eagles
(3-6)

9/12	Washington	L 34-37 OT	12/11	@ N.Y. Giants	L 7-23
9/19	@ Cleveland	W 24-21	12/19	Houston	W 35-14
11/21	Cincinnati	L 14-18	12/26	@ Dallas	W 24-20
11/28	@ Washington	L 9-13	1/2	N.Y. Giants	L 24-26
12/5	St. Louis	L 20-23			

1997 – St. Louis Rams
(5-11)

8/31	New Orleans	W 38-24	11/2	@ Atlanta	L 31-34
9/7	San Francisco	L 12-15	11/9	@ Green Bay	L 7-17
9/14	@ Denver	L 14-35	11/16	Atlanta	L 21-27
9/21	N.Y. Giants	W 13-3	11/23	Carolina	L 10-16
9/28	@ Oakland	L 17-35	11/30	@ Washington	W 23-20
10/12	@ San Francisco	L 10-30	12/7	@ New Orleans	W 34-27
10/19	Seattle	L 9-17	12/14	Chicago	L 10-13
10/26	Kansas City	L 20-28	12/20	@ Carolina	W 30-18

1998 – St. Louis Rams
(4-12)

9/6	New Orleans	L 17-24	11/8	@ Chicago	W 20-12
9/13	Minnesota	L 31-38	11/15	@ New Orleans	L 3-24
9/20	@ Buffalo	W 34-33	11/22	Carolina	L 20-24
9/27	Arizona	L 17-20	11/29	Atlanta	L 10-21
10/11	N.Y. Jets	W 30-10	12/3	@ Philadelphia	L 14-17
10/18	@ Miami	L 0-14	12/13	New England	W 32-18
10/25	San Francisco	L 10-28	12/20	@ Carolina	L 13-20
11/1	@ Atlanta	L 15-37	12/27	@ San Francisco	L 19-38

1999 – St. Louis Rams
(13-3)

9/12	Baltimore	W 27-10	12/5	@ Carolina	W 34-21
9/26	Atlanta	W 35-7	12/12	@ New Orleans	W 30-14
10/3	@ Cincinnati	W 38-10	12/19	N.Y. Giants	W 31-10
10/10	San Francisco	W 42-20	12/26	Chicago	W 34-12
10/17	@ Atlanta	W 41-13	1/2	@ Philadelphia	L 31-38
10/24	Cleveland	W 34-3	NFC DIVISIONAL PLAYOFF		
10/31	@ Tennessee	L 21-24	1/16	Minnesota	W 49-37
11/7	@ Detroit	L 27-31	NFC CHAMPIONSHIP GAME		
11/14	Carolina	W 35-10	1/23	Tampa Bay	W 11-6
11/21	@ San Francisco	W 23-7	SUPER BOWL XXXIV (@ Atlanta)		
11/28	New Orleans	W 43-12	1/30	Tennessee	W 23-16



VERMEIL VS. THE NFL REGULAR SEASON



Team	W	L	T	Pct.	Team	W	L	T	Pct.
Arizona Cardinals	6	8	0	.429	Minnesota Vikings	1	4	0	.200
Atlanta Falcons	4	6	0	.400	New England Patriots	3	1	0	.750
Baltimore Ravens	1	0	0	1.000	New Orleans Saints	9	2	0	.818
Buffalo Bills	2	0	0	1.000	New York Giants	13	3	0	.813
Carolina Panthers	3	3	0	.500	New York Jets	3	0	0	1.000
Chicago Bears	3	1	0	.750	Oakland Raiders	1	2	0	.333
Cincinnati Bengals	1	2	0	.333	Philadelphia Eagles	0	2	0	.000
Cleveland Browns	2	2	0	.500	Pittsburgh Steelers	1	0	0	1.000
Dallas Cowboys	3	10	0	.231	St. Louis Rams	0	2	0	.000
Denver Broncos	1	1	0	.500	San Diego Chargers	0	1	0	.000
Detroit Lions	1	2	0	.333	San Francisco 49ers	2	4	0	.333
Green Bay Packers	2	2	0	.500	Seattle Seahawks	2	1	0	.667
Indianapolis Colts	2	0	0	1.000	Tampa Bay Buccaneers	2	0	0	1.000
Jacksonville Jaguars	0	0	0	.000	Tennessee Titans	2	1	0	.667
Kansas City Chiefs	0	1	0	.000	Washington Redskins	5	10	0	.333
Miami Dolphins	1	2	0	.333	TOTALS	76	73	0	.510



VERMEIL VS. THE NFL PLAYOFFS



Team	W	L	Pct.	Team	W	L	Pct.
Atlanta Falcons	0	1	.000	Oakland Raiders	0	1	.000
Chicago Bears	1	0	1.000	Tampa Bay Buccaneers	1	1	.500
Dallas Cowboys	1	0	1.000	Tennessee Titans	1	0	1.000
Minnesota Vikings	2	0	1.000	TOTALS	6	4	.600
New York Giants	0	1	.000				

CHIEFS SUPER BOWL PERFORMERS

	TEAM	SEASON	SUPER BOWL	DATE OF GAME	RESULT
Carl Peterson	Philadelphia	1980	XV	Jan. 25, 1981	L, 10-27
Dick Vermeil	Philadelphia	1980	XV	Jan. 25, 1981	L, 10-27
	St. Louis	1999	XXXIV	Jan. 30, 2000	W, 23-16
Peter Giunta	St. Louis	1999	XXXIV	Jan. 30, 2000	W, 23-16
Carl Hairston	St. Louis	1999	XXXIV	Jan. 30, 2000	W, 23-16
	Philadelphia	1980	XV	Jan. 25, 1981	L, 10-27
Charlie Joiner	Buffalo	1992	XXVII	Jan. 31, 1993	L, 24-31
	Buffalo	1993	XXVIII	Jan. 30, 1994	L, 13-30
Billy Long	St. Louis	1999	XXXIV	Jan. 30, 2000	W, 23-16
Greg Robinson	Denver	1997	XXXII	Jan. 25, 1998	W, 31-24
	Denver	1998	XXXIII	Jan. 31, 1999	W, 34-19
Al Saunders	St. Louis	1999	XXXIV	Jan. 30, 2000	W, 23-16
Mike Solari	San Francisco	1994	XXIX	Jan. 29, 1995	W, 49-26
Lynn Stiles	Philadelphia	1980	XV	Jan. 25, 1981	L, 10-27
	San Francisco	1988	XXIII	Jan. 22, 1989	W, 20-16
	San Francisco	1989	XXIV	Jan. 28, 1990	W, 55-10
	St. Louis	1999	XXXIV	Jan. 30, 2000	W, 23-16
Mike White	St. Louis	1999	XXXIV	Jan. 30, 2000	W, 23-16
Taje Allen	St. Louis	1999	XXXIV	Jan. 30, 2000	W, 23-16
Bubby Brister	Denver	1997	XXXII	Jan. 25, 1998	W, 31-24
	Denver	1998	XXXIII	Jan. 31, 1999	W, 34-19
Lew Bush	San Diego	1994	XXIX	Jan. 29, 1995	L, 26-49
Glenn Cadrez	Denver	1997	XXXII	Jan. 25, 1998	W, 31-24
	Denver	1998	XXXIII	Jan. 31, 1999	W, 34-19
Ray Crockett	Denver	1997	XXXII	Jan. 25, 1998	W, 31-24
	Denver	1998	XXXIII	Jan. 31, 1999	W, 34-19
Trent Green	St. Louis	1999	XXXIV	Jan. 30, 2000	W, 23-16
Nate Hobgood-Chittick	St. Louis	1999	XXXIV	Jan. 30, 2000	W, 23-16
Priest Holmes	Baltimore	2000	XXXV	Jan. 28, 2001	W, 34-7
Tony Horne	St. Louis	1999	XXXIV	Jan. 30, 2000	W, 23-16
Willie Jones	St. Louis	1999	XXXIV	Jan. 30, 2000	W, 23-16
George McCullough	Tennessee	1999	XXXIV	Jan. 30, 2000	L, 16-23
Marvyn Patton	Buffalo	1990	XXV	Jan. 27, 1991	L, 19-20
		1991	XXVI	Jan. 26, 1992	L, 24-37
		1992	XXVII	Jan. 31, 1993	L, 17-52
		1993	XXVIII	Jan. 30, 1994	L, 13-30
Dan Stryzinski	Atlanta	1998	XXXIII	Jan. 31, 1999	L, 19-34
Chris Thomas	St. Louis	1999	XXXIV	Jan. 30, 2000	W, 23-16

Notes: Twenty-three Chiefs have accounted for 23 Championship rings, compiling a 23-13 record in 36 Super Bowl appearances. Super Bowl winners are listed in bold.

COACHING STAFF



MIKE WHITE

DIRECTOR OF FOOTBALL ADMINISTRATION

13TH NFL SEASON (1ST WITH CHIEFS)



Mike White enters his 13th NFL campaign and his first season with the Chiefs as the club's Director of Football Administration. Owning 41 years of football expertise as a coach, a talent evaluator and an administrator, White will oversee numerous aspects of the Chiefs day-to-day football operation, working under the direction of head coach Dick Vermeil.

White and Vermeil are united for the third time during their careers in Kansas City. From '97-99, White served as assistant head coach with St. Louis under Vermeil where the tandem was responsible for helping resurrect a franchise which had not produced a winning season since '89. The culmination of those efforts came in '99 when the Rams went 13-3 and claimed a win in Super Bowl XXXIV. Prior to their association with the Rams, the duo had previously worked together as assistant coaches for Stanford from '65-68.

Before joining the Rams, White spent seven years coaching with the Oakland Raiders ('90-96), including two seasons as that club's head coach, compiling a 15-17 record from '95-96. The Berkeley, California native began his tenure with the Raiders as the club's quarterbacks coach from '90-92 and coached the offensive line from '93-94. The Raiders reached the playoffs in three of those five seasons, including an appearance in the '91 AFC Championship Game. Prior to joining the Raiders, White worked closely with former Dallas Cowboys President Tex Schramm from '88-89 to form the World League of American Football (now NFL Europe), which has grown into a valuable developmental league for the NFL.

In total, White owns 16 years of head coaching expertise, including collegiate head coaching posts at the University of Illinois ('80-87) and the University of California ('72-77). A two-time National Coach of the Year, White compiled a 47-38-3 record and three bowl appearances in eight years with the Fighting Illini. In '81 he led Illinois to its first winning record since '74 with a 7-4 mark after inheriting a team which had recorded just one winning season in its prior 14 campaigns. He then took the school to its first bowl appearance in 18 years the following season with a berth in the Liberty Bowl. His '83 squad was among the best in Illinois history, reaching the Rose Bowl and climbing to a Number 10 final AP ranking with a 10-2 record. The school also set a Big Ten record by becoming the first team ever to defeat all nine conference opponents as White earned Coach of the Year honors following the '83 campaign.

White began his NFL coaching career with San Francisco, spending two years as offensive line coach and administrative assistant to Pro Football Hall of Fame head coach Bill Walsh from '78-79. Before joining the 49ers, White spent 20 of his 28 seasons in college football in the state of California. He spent 12 years at his alma mater of the University of California, where he served as head coach from '72-77, posting a 35-30-1 record in six seasons at the helm of the Golden Bears. In '75 he was named Coach of the Year by *The Sporting News* following an 8-3 season in which Cal won the school's first Pac 8 championship. White originally launched his coaching career at Cal as a graduate assistant in '58, was elevated to freshmen coach in '59 and was a wide receivers coach from '60-63.

He left Berkeley for rival Stanford in '64 and served as offensive coordinator for eight seasons under John Ralston. The Stanford staff at the time included such future NFL coaches as Ralston, Vermeil, Walsh, Jim Mora and Rod Rust. With White directing the offense and Heisman Trophy winner Jim Plunkett at quarterback, Stanford won consecutive Pac 8 titles and posted back-to-back Rose Bowl victories in '70 and '71.

A noted developer of quarterbacks in the collegiate ranks, White's many pupils included the likes of Plunkett, Don Bunce and Bob Moore (Stanford); Steve Bartkowski, Vince Ferragamo, Joe Roth and Rich Campbell (California); Dave Wilson, Tony Eason, Jack Trudeau and Jeff George (Illinois).

White participated in four sports as an undergraduate at Cal. He played offensive end on the football team from '55-57 and was team captain as a senior. He also captained the rugby team while earning three letters in that sport and competed in the decathlon, hurdles and long jump for the Cal track team. In addition, White played guard on the Golden Bears basketball team under legendary coach Pete Newell.

Coaching Career: University of California 1958-63, 1972-77 (head coach); Stanford University 1964-71; San Francisco 49ers 1978-79; University of Illinois 1980-87 (head coach); Los Angeles/Oakland Raiders 1990-96 (head coach '95-96); St. Louis Rams 1997-99. **Education:** University of California (B.S. '58). **Born:** January 4, 1936 in Berkeley, California. **Family:** Wife - Marilyn. The Whites have three children and four grandchildren. Their daughter Carrie and her husband Scott Chantos are parents of grandchildren Hannah (7) and Noah (4). Their son Matt and his wife Julie are the parents of grandchildren Harrison (2) and Dylan (1). Their son Chris is single.



AL SAUNDERS

ASST. HEAD COACH/OFF. COORDINATOR

19TH NFL SEASON (11TH WITH CHIEFS)



Regarded as one of the most accomplished offensive minds in all of football with experience as both a head coach and offensive coordinator, Al Saunders returns to Kansas City under Dick Vermeil as the Chiefs assistant head coach/offensive coordinator in 2001. Saunders enters his 32nd season in the coaching ranks, his 19th year in the NFL and his 11th campaign coaching with Kansas City. He previously served a 10-year stint as assistant head coach/wide receivers coach with the Chiefs under head coach Marty Schottenheimer from '89-98. During that 10-year span, he was part of a Chiefs coaching staff which helped guide Kansas City to three AFC West titles and seven playoff berths.

Saunders spent the last two seasons with St. Louis where he coached wide receivers and also served as associate head coach in 2000. During that two-year span, Saunders helped revitalize a Rams offense which helped the club steamroll its way to a 13-3 regular season record in '99 and a 23-16 triumph over the Tennessee Titans in Super Bowl XXXIV. Owning an energetic and hands-on style, Saunders hopes to invigorate the Kansas City offense in much the same way he did in St. Louis.

Presiding over high-flying offenses is nothing new for this veteran coach. In 2000, Saunders was part of a St. Louis coaching staff which helped the Rams continue the offensive onslaught the club began a year earlier. The Rams scored 540 points, good for an average of 33.8 points per game, the third-highest single-season total in NFL history. The club also led the league with an NFL-record 442.2 yards of total offense per game and paced the NFL in passing offense (327.0 ypg) for the second straight season, setting another league record in the process. St. Louis amassed 7,075 yards of total offense and 5,232 passing yards, breaking the previous marks established by the '84 Miami Dolphins.

En route to their World Championship in '99, the Rams paced the NFL with 6,412 yards of total offense, good for a remarkable 400.8 ypg average. St. Louis also led the league in passing offense with 272.1 yards per game and topped the NFL in scoring by averaging 32.9 points per contest. The 526 total points amassed by the '99 squad ranked as the fourth-highest tally in NFL annals.

The St. Louis receiving corps under the direction of Saunders was responsible for a large portion of those record-setting numbers. WR Isaac Bruce made the Pro Bowl in each of his seasons working with Saunders and led the Rams a year ago with 87 receptions, while garnering 1,471 yards and nine touchdowns. WR Torry Holt had a breakout year under Saunders' tutelage in 2000, leading the league in receiving yards (1,635) and yards per catch (19.9) while earning his first Pro Bowl appearance after grabbing 82 receptions and scoring six TDs. Holt also tied Denver's Rod Smith for the NFL lead with 30 catches of 20 or more yards while Bruce had 24.

WR Az-Zahir Hakim also made significant progress during Saunders' stay in St. Louis. After producing just 20 catches for 247 yards and one score as a rookie in '98, he quickly upped those totals to 36 receptions for 677 yards and eight TDs in his initial season under Saunders in '99. Hakim continued to flourish in 2000, grabbing 53 balls for 734 yards and four TDs.

Bruce, Holt and Hakim join a stellar list of receivers tutored by Saunders, a group that includes Pro Football Hall of Famers Charlie Joiner, Lynn Swann and Kellen Winslow. In Kansas City, Saunders is reunited with Joiner, who he coached in San Diego. Joiner later served as receivers coach on Saunders staff with the Chargers when he became head coach and will once again work under Saunders, coaching the Chiefs wide receivers in 2001.

Before initially joining the Chiefs in '89, the 51-year-old Saunders served as head coach of San Diego from the midpoint of the '86 season through the '88 campaign. He guided the club to an 8-7 record in '87, which was the team's first winning season in five years. Under his direction in during the '87 campaign the Chargers won eight straight games, the club's longest winning streak in 26 seasons. He joined the Chargers in '83 as receivers coach in what was one of the most

exiting and prolific pass offenses in NFL history. Behind Hall of Fame quarterback Dan Fouts and the Chargers electrifying receiving corps coached by Saunders, San Diego set numerous team records and led the league in passing yardage in '83 and '85.

He began his coaching career as a graduate assistant at the University of Southern California ('70-71), he then coached receivers at Missouri ('72), before heading the offensive backfield at Utah State ('73-75). He was an assistant head coach, quarterbacks coach and offensive coordinator at the University of California from '76-81, leading an offense that set 32 national, conference, and school records. In '82, he served as the offensive coordinator and quarterbacks coach for the legendary Johnny Majors at the University of Tennessee.

Born in London, England, he was one of only four foreign-born head coaches in NFL history after becoming a naturalized U.S. citizen in '60. A four-year starter, team captain, and Academic All-America pick as a wide receiver and defensive back at San Jose State ('66-69), Saunders is enshrined in the school's Hall of Fame. As recipient of California's State Graduate Fellowship for Academic Excellence, he earned a Master's degree in education from Stanford University and was a doctoral candidate in athletic administration and sports management at USC.

Saunders has been recognized in *Who's Who in America* and was awarded California's prestigious Golden State Award for community leadership and service in '89. A former All-America swimmer and national record holder, Saunders is also an accomplished distance runner. In '96, he competed in the Kansas City and Los Angeles Marathons, as well as the 100th running of the Boston Marathon and was also crowned the Road Runners Club of America's (R.R.C.A.) Masters 5K National Champion.

Coaching Career: University of Southern California 1970-71; University of Missouri 1972; Utah State University 1973-75; University of California 1976-81; University of Tennessee 1982; San Diego Chargers 1983-88 (head coach 1986-88); Kansas City Chiefs 1989-98; St. Louis Rams 1999-00; rejoined Chiefs in 2001. **Education:** Stanford (M.A. '70), San Jose State (B.A. '69). **Born:** February 1, 1947 in London, England. **Family:** Wife - Karen; Children - sons Bob and Joe, and daughter Kori, who plays soccer at the University of Nebraska.



GREG ROBINSON DEFENSIVE COORDINATOR

12TH YEAR NFL COACH (1ST WITH CHIEFS)



Respected as one of the most talented defensive tacticians in the game today, Greg Robinson brings seven years of expertise as a defensive coordinator to the Chiefs in 2001. Entering his 12th year in the NFL and his 26th season in the coaching profession, the 49-year-old Robinson comes to Kansas City after a six-year stint ('95-00) as defensive coordinator of the Denver Broncos.

Robinson built his reputation in Denver by turning a struggling defense into a championship contender. After inheriting a club which ranked last in total defense in '94, Robinson made an immediate impact in his first season with the club, as the Broncos finished the '95 campaign 15th in the same category. By '96, he had turned the club into the league's fourth-rated defensive unit and by season number three in '97, the club was on its way to its first of two straight Super Bowl triumphs.

During his stellar six-season stay in Denver, the Broncos made four playoff appearances and claimed back-to-back World Championships with wins in Super Bowls XXXII and XXXIII, making them just one of six franchises in NFL history to accomplish a Super Bowl repeat. Over that six-year span, the Broncos compiled an 64-32 (.667) regular season record, including an NFL-best 33-15 (.688) mark against their divisional foes. Denver went 11-1 mark vs. Oakland and posted identical 9-3 ledgers against both San Diego and Seattle from '95-00. The only AFC West foe Denver had a losing record against during that span was Kansas City (4-8).

Robinson's experience, particularly against AFC West opponents, was a key factor in head coach Dick Vermeil's decision to bring the talented defensive coach to Kansas City, as well as his ability to consistently construct effective and opportunistic defensive squads. The Broncos produced a +28 turnover ratio in six seasons under Robinson and ranked in the NFL's top 10 in total defense during three of his six seasons at the club's defensive helm, finishing seventh in '99 (297.1 yards per game), fifth in '97 (291.9 ypg) and fourth in '96 (279.4 ypg).

The Broncos were among the NFL's top five teams in terms of turnover ratio three of the past four seasons. In 2000, the Broncos posted a +19 mark to rank second in the league behind only Baltimore (+23). Last season, Denver racked up 27 interceptions, just one shy of Miami's league-best total of 28. The Broncos defense was also responsible for scoring six touchdowns, the

second-highest tally in team history. Five of those return scores came on interceptions, tying the team mark set by Robinson's '97 Denver squad.

Denver's defenses were also stingy in the scoring column during Robinson's reign with the Broncos, producing three top 10 rankings in the all-important scoring defense category - eighth in '98 (19.3 ppg), sixth in '97 (17.9 ppg) and seventh in '96 (17.2 ppg). The team's pass defense also ranked among the league's top 10 teams in four of Robinson's six seasons with Denver, finishing eighth in '99 (188.5 ypg), fifth in '97 (179.3 ypg), 10th in '96 (196.2 ypg) and ninth in '95 (206.1 ypg).

Most dominant defensive units typically begin with the ability to stop the run, something Robinson's units did with regularity in Denver. The Broncos run defense ranked in the league's top 10 three times during Robinson's tenure with the club. In '96, Denver led the NFL by permitting just 83.2 ground yards per game. Denver ranked third in the NFL in rushing defense in '98, allowing just 80.4 yards per game, breaking the single-season franchise record Robinson's troops had established just two years earlier. Over the final 11 games of the '98 regular season and playoffs, Denver allowed just 56.6 rushing yards per game and permitted just two individual 100-yard rushers.

The performance of Robinson's defense throughout the '98 playoffs was paramount to Denver's quest for a second straight title. The Broncos allowed opponents just 53.0 rushing yards per game in the postseason and forced a remarkable 13 turnovers in just three games, giving the Broncos an impressive +12 playoff turnover ratio. Including the +10 takeaway/giveaway ratio the club posted in the regular season, Denver boasted a +22 ratio for all of '98. In each of the Broncos first two postseason games, the defense allowed opponents a team playoff record low of 14 rushing yards. Over the course of the entire postseason, the Broncos defense allowed just 25 points, culminating with a 34-19 victory in Super Bowl XXXIII vs. Atlanta.

The Broncos defense was equally impressive in '97, when Denver won its first Super Bowl. Robinson crafted the gameplan in Super Bowl XXXII which controlled the explosive Green Bay offense, resulting in a 31-24 win. Robinson's defensive unit rose to the occasion when most challenged, limiting the Packers to an 0-of-8 showing on third and fourth down attempts.

Robinson's defenses in Denver also displayed a propensity for putting pressure on the passer. In '99, the Broncos amassed 50.0 sacks, the third-highest tally in team history and the most by the club since '92. From '97-00, Denver led the AFC with 185.0 sacks, a total which ranked third in the NFL behind only New Orleans (217.0) and St. Louis (196.0).

A number of current NFL standouts owe Robinson a debt of gratitude for his involvement in their development. During his tenure in Denver, Robinson's defense produced a host of Pro Bowl performers. Defensive tackle Trevor Pryce led the Broncos sack charge with 13.0 QB takedowns in '99 to earn his initial Pro Bowl berth and followed that up with another All-Star campaign in 2000 after posting a team-best 12.0 sacks. Robinson's '96 Denver defense produced five Pro Bowl performers, including LB Bill Romanowski, S Steve Atwater, S Tyrone Braxton, DT Michael Dean Perry and DE Alfred Williams.

Robinson joined the Broncos after a five-year stint with the N.Y. Jets ('90-94). He coached the defensive line from '90-93 and served as defensive coordinator in '94 when the Jets ranked eighth in the league by permitting just 20.0 points per game. Turnovers and a stingy run defense were also a staple of Robinson's defense at his first NFL stop. During his last four years in New York, the Jets defense forced 151 turnovers, most in the AFC and second-most in the NFL during that span. They also improved from 27th in the league in total defense in '89 to eighth in '93. New York's rush defense also showed significant improvement, jumping to a fifth-place ranking (92.1 ypg) after allowing 133.5 yards per game in '89.

The Los Angeles native spent his first 15 years of coaching in the collegiate ranks and entered the NFL after an eight-year stint at UCLA ('82-89). Robinson was a member of three Rose Bowl champion squads during his tenure with the Bruins, following the '82, '83 and '85 seasons. He joins the trio of the Chiefs President Peterson, head coach Dick Vermeil and Vice President of Football Operations Lynn Stiles as former UCLA coaches now with the Chiefs who were part of a Bruins victory in the Rose Bowl. Robinson was the Bruins defensive line coach from '82-88 before switching sides of the ball and serving as offensive coordinator in '89. He had been promoted to assistant head coach for the '90 season, but opted to join the Jets instead.

Robinson began his collegiate playing career as a linebacker at Bakersfield Community College from '70-71 before moving on to play center, tight end and linebacker at the University of the Pacific ('72-74). After earning his bachelor's degree in political science in '75, he began his coaching career as a graduate assistant at Pacific in '75-76. He made stops at Cal State Fullerton ('77-79) and North Carolina State ('80-81) before moving on to UCLA in '82.

Coaching Career: University of the Pacific 1975-76; California State University - Fullerton 1977-79; North Carolina State University 1980-81; University of California - Los Angeles 1982-89; New York Jets 1990-94; Denver Broncos 1995-00; joined Chiefs in 2001. **Education:** University of the Pacific (B.S. '75). **Born:** October 9, 1951 in Los Angeles, California. **Family:** Wife - Laura; Children - Dominic, Lindsay and Leslie Ann. Dominic plays on the football team at Washington University in St. Louis, while Lindsay plays lacrosse at the University of Denver.



IRV EATMAN

ASSISTANT OFFENSIVE LINE

3RD YEAR NFL COACH (1ST WITH CHIEFS)



Owning five years of experience as a Chiefs player, Irv Eatman returns to Kansas City to make his coaching debut with the club as the team's assistant offensive line coach in 2001. Eatman spent five seasons as an offensive tackle for the Chiefs from '86-90 after originally being drafted by the club in '83.

Eatman is now in his third year as a pro coach and comes back to Kansas City to help Mike Solari tutor the Chiefs offensive front. He spent the 2000 campaign as an assistant offensive line coach with Pittsburgh after serving in the same role for Green Bay in '99. With Eatman's assistance, Pittsburgh's ground attack ranked fourth in the NFL last season averaging 140.5 yards per game, a 16.1 yards per game improvement from '99 when the Steelers ranked 10th in the league.

The 40-year-old Eatman provides a valuable resource for the Chiefs offensive line, owning 14 years of professional playing experience, including 11 seasons in the NFL. Originally drafted by Kansas City in the eighth round of the '83 NFL Draft, Eatman signed with the USFL and was a three-time All-Pro offensive tackle ('83-85) for the Philadelphia/Baltimore Stars where Chiefs President Carl Peterson was President/General Manager at the time.

During his three-year run with the Stars, Eatman was part of a squad which posted a league-best 48-13-1 overall record, including a remarkable 7-1 postseason mark. The Stars appeared in all three of the league's championship games and claimed the final two USFL titles in '84 and '85. In addition, Eatman was named the USFL Man of the Year for his charitable efforts following the '84 campaign.

Following his tenure in the USFL and a five-year stay in Kansas City, Eatman went on to play with the N.Y. Jets ('91-92), L.A. Rams ('93), Atlanta Falcons ('94) and Houston Oilers ('95-96). In total, the Birmingham, Alabama native played in 149 regular season NFL contests and saw postseason duty with both the Chiefs in '90 and the Jets in '91.

Eatman attended UCLA where he was a two-time Lombardi Award semi-finalist, three-time honorable mention All-America selection and a two-time All-Pac 10 pick. As a senior in '82, he played on the Bruins squad which claimed a 24-14 victory over Michigan in the Rose Bowl victory. Current Kansas City defensive coordinator Greg Robinson was also at UCLA at the time, serving as the Bruins defensive line coach.

Coaching Career: Green Bay Packers 1999; Pittsburgh Steelers 2000; joined Chiefs in 2001.
Education: University of California - Los Angeles (B.A. '83). **Born:** January 1, 1961 in Birmingham, Alabama. **Family:** Wife - Maureen; Children - Joshua, Emma and Lucas.



FRANK GANSZ, JR.

SPECIAL TEAMS

3RD YEAR NFL COACH (1ST WITH CHIEFS)



Frank Gansz, Jr. enters his first season with Kansas City and will serve as the club's special teams coach. Embarking on his 14th season in the coaching profession, Gansz is in his third NFL campaign after serving a two-year stint directing Oakland's special teams from '98-99. During his tenure with the Raiders, Gansz tutored some of the league's top return threats in Desmond Howard, Darrien Gordon and Napoleon Kaufman. In '98, Howard ranked fifth in the AFC with a 12.0-yard punt return average.

The 38-year-old Gansz joined Oakland following a five-year stay at the University of Houston ('93-97) where he served as the club's tight ends and special teams coach. In '96 under Gansz the Cougars established a school single-season record for highest kickoff return average. Thanks in part to Gansz's special teams unit, Houston claimed a share of the Conference USA title while appearing in the Liberty Bowl following the '96 season.

Gansz's first job in the professional ranks came in '92 where he was the special teams coach for the New York/New Jersey Knights of the World League (now NFL Europe). During his lone season

with the Knights, Gansz's kickoff coverage, kickoff return and punt return units led the league as his squad tallied four special teams scores.

Prior to joining the Knights, Gansz served a pair of two-year stints at the collegiate level, coaching at both Pittsburgh ('88-89) and Army ('90-91). At Pitt, Gansz was part of a staff which helped guide the Panthers to a 31-28 victory over Texas A&M in the '89 John Hancock Bowl. Gansz broke into coaching as a graduate assistant at the University of Kansas ('87). Prior to embarking on his coaching career, Gansz was a four-year performer as a defensive back at The Citadel.

Gansz's father, Frank Sr. is entering his 24th season in the NFL coaching ranks and currently serves as the special teams coordinator for the Jacksonville Jaguars. The elder Gansz has twice been named the NFL's Special Teams Coach of the Year ('89, '99) and spent five seasons ('81-82, '86-88) on the Chiefs coaching staff, including a two-year stint ('87-88) as Kansas City's head coach. It was thanks in large part to Gansz's instruction that the Chiefs blocked or deflected an NFL-record 10 kicks in '86 as the team ended a 15-year playoff drought.

Coaching Career: University of Kansas 1987; University of Pittsburgh 1988-89; Army 1990-91; New York/New Jersey Knights 1992; University of Houston 1993-97; Oakland Raiders 1998-99; joined Chiefs in 2001. **Education:** The Citadel (B.A. '85) **Born:** August 8, 1962 in Houston, Texas. **Family:** Single.



PETER GIUNTA

DEFENSIVE BACKS

11TH YEAR NFL COACH (1ST WITH CHIEFS)



Beginning his 11th NFL season and his 21st year in the coaching profession overall, Peter Giunta enters his initial season as the Chiefs defensive backs coach in 2001. The 44-year-old coach joins the Chiefs after spending the past four seasons ('97-00) with St. Louis, including the last three as that club's defensive coordinator. Giunta also served as the Rams assistant head coach under Dick Vermeil in '98-99 after originally joining the Rams staff as defensive backs coach in '97.

As Rams defensive coordinator, Giunta was responsible for the resurgence in the St. Louis defense which helped spark the club's remarkable run to a World Championship in '99. Those efforts culminated with a 13-3 regular season record that year and a 23-16 victory over Tennessee in Super Bowl XXXIV. Giunta's unit led the league in rush defense in '99, allowing just 74.3 yards per game, while ranking sixth in total defense by permitting a mere 293.6 yards per contest.

The Rams '99 defense led the NFC with 29 interceptions, a figure which ranked second in the NFL behind only Seattle (30). CB Todd Lyght led the way, tying for the NFL lead with six pickoffs, earning his initial Pro Bowl berth in the process. St. Louis was also opportunistic, returning nine takeaways (seven INTs and two fumbles) for touchdowns in '99. Those turnovers were due in large part to a Rams pass rush which racked up 57.0 sacks, a figure which tied Jacksonville for the league lead. That charge was headlined by Pro Bowl DE Kevin Carter, who led the NFL with 17.0 QB takedowns.

Giunta also has a reputation for getting the most out of the defensive backs under his jurisdiction and stifling opponents' passing attacks. Last season, Rams CB Dexter McCleon registered eight interceptions, a total which was surpassed only by Green Bay S Jamie Sharper, who had nine. During his first season as the Rams defensive coordinator in '98, St. Louis ranked third in the NFL in passing defense, allowing 176.9 yards per game. With Giunta serving as defensive backs coach in '97 the Rams snared 25 INTs, a figure topped only by the Giants (27). Giunta's star pupil that season was CB Ryan McNeil, who led the league with nine interceptions.

Prior to joining the Rams, Giunta spent two seasons as the defensive backs coach for the N.Y. Jets from '95-96. In his initial campaign with that club, the Jets defense led the league in pass defense (171.3 ypg). Giunta was also instrumental in the development of Jets CB Aaron Glenn, who would go on to become the only Pro Bowl corner in that club's history, getting All-Star nods in '97 and '98.

A native of Salem, Massachusetts, Giunta's first NFL coaching position came coaching defensive backs for Philadelphia from '91-94. During the '91 season, the Eagles defense ranked first in the league in passing defense (150.8 ypg), rushing defense (71.0 ypg) and total defense (221.8 ypg). That marked just the fifth time in NFL history and the first time since '75 that a single team led the league in all three of those defensive categories.

Giunta's 10 seasons in the collegiate ranks began at Penn State ('81-83). During his first year on Joe Paterno's staff, Giunta was a defensive assistant before coaching the tight ends for his final two seasons. While at Penn State, the Nittany Lions claimed the '82 National Championship with

a 27-23 victory over Georgia in the Sugar Bowl. In all, Penn State would claim three bowl victories during Giunta's tenure ('82 Fiesta, '83 Sugar and '83 Aloha).

Following Penn State, Giunta moved on to Brown ('84-87) where he coached both the tight ends and wide receivers before becoming the offensive coordinator ('86-87). Giunta then moved onto Lehigh ('88-90) where he was responsible for the tight ends and wide receivers. After a four-year playing career as a defensive back and running back at Northeastern ('74-77), Giunta began his coaching career in Massachusetts where he guided Swampscott High School from '78-80.

Coaching Career: Penn State University 1981-83; Brown University 1984-87; Lehigh University 1988-1990; Philadelphia Eagles 1991-94; New York Jets 1995-96; St. Louis Rams 1997-2000; joined Chiefs in 2001. **Education:** Northeastern University (B.S. '79), Penn State University (M.A. '83). **Born:** August 11, 1956 in Salem, Massachusetts. **Family:** Wife - Cindy; Children - Christina, John and D.J.



CARL HAIRSTON

DEFENSIVE LINE

7TH YEAR NFL COACH (3RD WITH CHIEFS)



A familiar face in the Chiefs organization, Carl "Big Daddy" Hairston returns to Arrowhead Stadium for his second tour of duty on the Kansas City coaching staff in 2001. Entering his seventh season as an NFL defensive line coach, Hairston previously coached Kansas City's defensive front from '95-96.

The 48-year old coach rejoins the Chiefs following a four-year stint ('97-00) as the defensive line coach for St. Louis under head coach Dick Vermeil. In 2000, Hairston tutored a pair of players who each topped the double-digit sack mark, DEs Kevin Carter (10.5) and Grant Wistrom (11.0). Miami, New Orleans, Tampa Bay and Washington were the only four other clubs to boast a pair of defensive linemen with 10.0 or more QB takedowns a year ago.

During the Rams 13-3 season in '99 when the club claimed the Super Bowl XXXIV title, St. Louis tied Jacksonville for the league lead with 57.0 sacks, thanks in large part to Hairston's front four. Carter led the league with 17.0 sacks and joined teammate DT D'Marco Farr in the Pro Bowl. Behind Carter's 12.0 sacks in '98, only the N.Y. Giants (54.0), Seattle (53.0) and San Francisco (51.0) produced more sacks than St. Louis (50.0). In '97, Hairston's defensive front was anchored by DE Leslie O'Neal who produced 10.0 sacks, marking the seventh double-digit sack tally of his illustrious NFL career.

Hairston began his coaching career as the defensive line coach under then-Chiefs head coach Marty Schottenheimer in '95. In his two years on the Chiefs staff ('95-96), Hairston helped guide one of the fiercest defensive fronts in football. The Chiefs compiled a 13-3 record and won the AFC West title in '95, ranking second in the AFC and third in the NFL with 47.0 sacks. Under the watchful eye of Hairston, Kansas City DE Neil Smith lead the team with 12.0 QB takedowns to earn a Pro Bowl nod, while DT Dan Saleaumua also received a Pro Bowl invitation for his efforts.

Hairston originally joined the Chiefs in '94 as a pro scout in the club's player personnel department and also assisted with the defensive line coaching duties during training camp that season. Prior to his time in Kansas City, Hairston spent three seasons ('91-93) as a college scout for the Arizona Cardinals.

One of the finest defensive ends of his era, Hairston enjoyed a stellar 15-year pro playing career. He appeared in 224 NFL contests (184 starts), registering 1,141 tackles and 94.0 sacks. He played eight seasons in Philadelphia ('77-83), six years in Cleveland ('84-89) and one season with Arizona ('90) during his tenure in the league.

A seventh-round draft pick (191st overall) of the Philadelphia Eagles and first-year NFL head coach Dick Vermeil in '76, Hairston went on to start all eight seasons he was in Philadelphia, captaining the defense from '79-83 and racking up 100 or more tackles five straight years ('77-81). In '79, he led the Eagles and the NFC with a career-best 15.0 sacks. A year later, Hairston served as a starting defensive end for Vermeil's Eagles in Super Bowl XV against the Oakland Raiders. In total, the Martinsville, Virginia, product participated in 15 career playoff contests, including four conference championship games ('80 NFC, '86 AFC, '87 AFC and '89 AFC).

A four-year starter at linebacker and defensive end at Maryland-Eastern Shore, Hairston earned collegiate All-Conference honors on three occasions and also played one season of basketball.

Coaching Career: Kansas City Chiefs 1995-96; St. Louis Rams 1997-00; rejoined Chiefs in 2001. **Education:** University of Maryland Eastern Shore (B.A. '85). **Born:** December 15, 1952 in Martinsville, Virginia. **Family:** Children - Carl, Jr. and Crystal.



JEFF HURD

STRENGTH AND CONDITIONING

7TH YEAR NFL COACH (4TH WITH CHIEFS)



Jeff Hurd returns to the Chiefs this season for his fourth campaign as Kansas City's head strength and conditioning coach. A Certified Strength and Conditioning Specialist and a member of the National Strength and Conditioning Association, Hurd owns 18 years of experience in the health and fitness field. He joined the Chiefs in '98 after spending the previous three seasons ('95-97) as the assistant strength and conditioning coach for the Jacksonville Jaguars under head coach Tom Coughlin.

In his position with the Chiefs, Hurd is responsible for overseeing one of the league's most highly-attended NFL off-season conditioning programs which puts an emphasis on not only improving strength and cardiovascular endurance, but also enhancing speed and flexibility. He also supervises the club's personalized in-season training regiment designed to maintain those off-season gains.

The 43-year-old Hurd was already a familiar face in the Chiefs weight room before joining Kansas City's coaching staff on a full-time basis in '98. He worked under the direction of former Chiefs and current Washington Redskins strength coach Dave Redding for three seasons ('90-92) as a strength and conditioning assistant during training camp and also served as an intern with the Kansas City strength coaches in '93 and '94.

Raised in Parker, Arizona, Hurd served as a four-year letterman on the Fort Hays (Kansas) State baseball squad, earning a degree in physical education in '81. He also received a master's degree in physical education from Fort Hays with an emphasis in exercise physiology in '84, the same year he began his coaching career as a graduate assistant strength coach for the Tigers. After leaving Fort Hays, Hurd served as the head strength coach for Delta State ('85-86), Western Michigan ('87-93) and Tulsa ('94), in addition to a stint as the assistant strength and conditioning tutor at Clemson ('86-87) before joining the Jaguars in '95.

Coaching Career: Fort Hays State University 1984; Delta State University 1985-86; Clemson University 1986-87; Western Michigan University 1987-93; University of Tulsa 1994; Jacksonville Jaguars 1995-97; joined Chiefs in 1998. **Education:** Fort Hays State University (B.S. '81), (M.S. '84).

Born: April 24, 1958 in Pomona, California. **Family:** Wife - Kathy; Children - Eric, Austin and Audra.



CHARLIE JOINER

WIDE RECEIVERS

15TH YEAR NFL COACH (1ST WITH CHIEFS)



A member of the Pro Football Hall of Fame, Charlie Joiner brings 32 years of expertise as an NFL player and coach to the Chiefs organization as he embarks on his first season as the club's wide receivers coach in 2001. Joiner enters his 15th year as an NFL coach after serving the previous nine seasons ('92-00) coaching wide receivers for the Buffalo Bills. During that span, Buffalo merited six playoff berths, won two AFC Championships and made appearances in Super Bowls XXVII and XXVIII with Joiner on the club's coaching staff.

Two of Joiner's star pupils during his eight-year stay in Buffalo were Eric Moulds and Andre Reed. Moulds earned a pair of Pro Bowl appearances under Joiner's guidance, getting his initial bid in '98 when he recorded 67 catches for a team-record 1,368 yards and nine TDs. In 2000, he was selected to his second Pro Bowl after breaking Reed's single-season reception record with 94 catches for 1,326 yards and five scores. Reed, who played with Buffalo from '85-99, holds Bills career records for receptions (941), receiving yards (13,095) and receiving TDs (86). He ranks second in NFL history behind only Jerry Rice in both receptions and seasons with 50 or more catches (13).

Prior to joining the Bills, Joiner served five seasons ('87-91) as the San Diego Chargers receivers coach upon concluding his playing career with the club in '86. In Kansas City he is reunited with Chiefs offensive coordinator Al Saunders, who began his NFL coaching career

tutoring Joiner and rest of the Chargers wideouts in '83. Joiner succeeded Saunders as the club's receivers coach in '87 when Saunders was promoted to head coach during the midpoint of Joiner's final campaign as a player in '86.

Among the receivers tutored by Joiner in San Diego was Anthony Miller, who earned back-to-back Pro Bowl berths following the '89 and '90 seasons. Miller enjoyed one of the finest campaigns of his 10-year NFL career under Joiner in '89, hauling in 75 passes for a career-high 1,252 yards and 10 TDs for the Chargers.

An 18-year NFL playing veteran, Joiner was inducted into the Pro Football Hall of Fame in '96 following a career which included stints with the Houston Oilers ('69-72), Cincinnati Bengals ('72-75) and Chargers ('76-86). He played in 239 career regular season contests, the most ever by an NFL wide receiver. He also saw action in nine career postseason contests, including the '80 and '81 AFC Championship Games. He ended his career with 750 catches for 12,146 yards (both NFL all-time records at the time) and 65 TDs. Joiner earned Pro Bowl honors following the '76, '79 and '80 seasons. He was named the Chargers Most Inspirational Player seven times and was twice honored by the City of San Diego on "Charlie Joiner Day" in '84 and '86.

Joiner produced four 1,000-yard seasons during his tenure in San Diego and topped the 70-catch barrier three straight seasons from '79-81. Part of one of the most prolific offenses in NFL history, Joiner's biggest years came in the heyday of the "Air Coryell" offense playing along with fellow Pro Football Hall of Famers QB Dan Fouts and TE Kellen Winslow, as well as fellow Pro Bowl wideouts, Wes Chandler and John Jefferson.

A native of Many, Louisiana, Joiner was a four-year letterman at Grambling from '65-68. He was selected in the fourth round of the '69 draft by Houston as a defensive back and was traded to Cincinnati midway through the '72 campaign for RBs Fred Willis and Paul Robinson. He was traded to San Diego in '76 in exchange for DE Coy Bacon. Joiner was inducted into the Louisiana Hall of Fame in '90 and was officially enshrined in the Pro Football Hall of Fame on July 27, 1996, becoming just the 13th post-World War II receiver to be honored in Canton.

Coaching Career: San Diego Chargers 1987-91; Buffalo Bills 1992-00; joined Chiefs in 2001. **Education:** Grambling State (B.A. '69). **Born:** October 14, 1947 in Many, Louisiana. **Family:** Wife - Dianne; Children - Jynaya and Kori.



BOB KARMELOWICZ **DEFENSIVE LINE**

10TH YEAR NFL COACH (5TH WITH CHIEFS)



Entering his 10th season in the NFL and his 27th year overall in the coaching profession, Bob Karmelowicz begins his fifth campaign as Kansas City's defensive line coach in 2001. Prior to joining the Chiefs staff in '97, he spent three years with the Washington Redskins ('94-96) and two seasons with the Cincinnati Bengals ('92-93).

A former collegiate nose tackle, Karmelowicz brings a wealth of expertise, as well as a unique and enthusiastic style to his post. Among the many novel coaching techniques utilized by the ever-crafty Karmelowicz is an off-season training regimen which includes the use of the martial arts to enhance the footwork, hand-eye coordination and the leverage abilities of his linemen.

Thanks in large part to Karmelowicz's defensive line, the Chiefs produced 51.0 sacks in 2000, an improvement of 11.0 QB takedowns from the previous year. The Chiefs defensive line was responsible for 40.0 of those sacks, matching the total produced by the entire team in '99, an amazing feat considering the rash of injuries on the club's defensive front in 2000. Those 51.0 sacks also ranked fourth in the NFL a year ago and were the third-highest tally in Kansas City history. In Karmelowicz's previous four seasons with the club, the Chiefs produced two of the three highest sack counts in team history, totaling 54.0 sacks in '97 in addition to last year's tally of 51.0.

Karmelowicz has also earned a reputation for molding young players into productive performers. After joining the Chiefs as a rookie free agent in '98, Eric Hicks started all 16 games for the club at right defensive end in '99. Under Karmelowicz's guidance in 2000, Hicks made another substantial leap. Despite missing five starts due to a knee injury, the upstart defensive end still ranked sixth in the NFL with a team-high 14.0 sacks, the seventh-highest single-season total in Chiefs history.

In 2000, free agent DE Duane Clemons also responded to Karmelowicz's coaching, racking up a career-high 7.5 sacks despite missing four contests due to a hip injury. DT Dan Williams also registered 7.5 QB takedowns for Kansas City a year ago, while versatile six-year veteran John Browning started at every position on the defensive line during the 2000 campaign. Karmelowicz is also highly regarded for his development of former Chiefs DT Tom Barndt, who started 40 games

at defensive tackle for Kansas City from '97-99 after originally being drafted by the club as an offensive line prospect in '95.

In his initial season with the Chiefs in '97, the club's revamped defensive front coached by Karmelowicz was a key element of NFL's stingiest scoring defense. The club racked up 54.0 sacks, the second-highest total in franchise history, a figure which also tied for third-best mark in the league. That pass rush was led by Williams who paced the team with a career best 10.5 sacks in just his first year with the club. The team improved in stuffing the run as well in '97, yielding just 101.3 yards per game to rank fourth in the AFC and seventh in the league.

Karmelowicz has traditionally maximized the talents at his disposal, something he has done in his previous coaching assignments. In three seasons with Washington ('94-96), he worked with the likes of tackle Sean Gilbert and defensive end Rich Owens, who led the Redskins with 11 sacks in '96, just his second pro campaign. During his three years ('89-91) coaching the defensive line at the University of Miami (Fla.), he helped produce a pair of top-three overall draft picks in Russell Maryland (first overall in '91) and Cortez Kennedy (third overall in '90). His defensive line was also a key link in a Hurricanes squad which led the nation in total defense in '89 and topped the country in scoring defense in '91.

The New Britain, Connecticut, product began his career in the professional ranks with the Cincinnati Bengals ('92-93) after spending 16 seasons on the collegiate level. Prior to his three years at Miami, Karmelowicz enjoyed stints at Massachusetts ('80), Texas-El Paso ('81), Illinois ('82-86) and Washington State ('87-88). A three-year starter and a consensus Little All-America nose tackle at the University of Bridgeport, Karmelowicz began his coaching career under Frank Kush at Arizona State in '75 and went on to spend five seasons ('75-79) with the Sun Devils.

Coaching Career: Arizona State University 1975-79; University of Massachusetts 1980; University of Texas - El Paso 1981; University of Illinois 1982-86; Washington State University 1987-88; University of Miami (Fla.) 1989-91; Cincinnati Bengals 1992-93; Washington Redskins 1994-96; joined Chiefs in 1997. **Education:** Arizona State University (M.A. '77); University of Bridgeport (B.A. '72). **Born:** New Britain, Connecticut. **Family:** Wife - Olga; Children - Liz, Marissa and Dave.



BILLY LONG

ASST. STRENGTH & CONDITIONING COACH

1ST YEAR NFL COACH (1ST WITH CHIEFS)



Entering his first full season in the NFL, Billy Long will serve as the Chiefs assistant strength and conditioning coach in 2001. Long's responsibilities will be to assist Jeff Hurd in the implementation of Kansas City's year-round conditioning and training regiment. He comes to the Chiefs following a nine-year stay ('92-00) at Southern University where he served as that school's strength and conditioning coach and also coached the club's offensive line.

Prior to coming to Kansas City, Long served as a longtime consultant to the St. Louis Rams organization. He originally worked with the club as the team's minority coaching intern in '94 and served as a consultant to the club since '95, working primarily during the club's training camp held at Western Illinois University in Macomb, Illinois. His arrival in Kansas City reunites Long with Chiefs head coach Dick Vermeil, who served as the Rams head coach from '97-99.

While working with the Rams, Long became a mainstay in the locker room and was credited with initiating the "Gotta go to work!" mantra, which became a battle cry for the Rams during their Super Bowl XXXIV championship season in '99. In addition to his training camp assistance, Long frequently traveled to St. Louis to help the team prepare prior to regular season contests.

Owning 20 years of coaching experience at the collegiate level, Long spent four years serving as the strength and conditioning coordinator and coaching the offensive line at Arkansas - Pine Bluff from '87-91. A collegiate guard at Alabama State, Long began his coaching career at his alma mater in '81, serving as defensive line coach and as the club's strength and conditioning coach. From '82-86 he coached the offensive line in addition to his weight room duties with Alabama State.

Coaching Career: Alabama State University 1981-86; University of Arkansas - Pine Bluff 1987-91; Southern University 1992-00; joined Chiefs in 2001. **Education:** Alabama State University (B.S. '81). **Born:** June 23, 1959 in Phenix City, Alabama. **Family:** Wife - Marshall; Children - Tekia and Kyler.



KEITH ROWEN

TIGHT ENDS

18TH YEAR NFL COACH (3RD WITH CHIEFS)



Entering his 18th season in the NFL ranks and his 27th year in the coaching profession, Keith Rowen enters his third season as the Chiefs tight ends coach in 2001. Rowen came to Kansas City in '99 after spending the previous two years as the offensive line coach for the Oakland Raiders.

While Rowen has a long history of tutoring blocking skills in the NFL, he has also shown a propensity for getting pass-catching production out of the tight end position. By far the brightest pass receiver this veteran coach has tutored is Chiefs TE Tony Gonzalez, who has enjoyed the two most prolific seasons of any tight end in franchise history under Rowen's guidance.

A consensus All-Pro selection in '99, Gonzalez became the first-ever Chiefs tight end to receive a Pro Bowl invitation after catching 76 passes in '99, the second-highest total by any player in Kansas City annals. Gonzalez's 11 TD catches ranked just one shy of the franchise single-season record, as well. In 2000, Gonzalez took his game to even higher level, again earning a starting role in the Pro Bowl and consensus All-Pro honors. The fourth-year tight end shattered the franchise single-season record with 93 receptions and had 1,203 yards, the most ever by a Chiefs tight end, the fourth-highest total by a tight end in NFL annals and the fourth-best mark of any player in the Kansas City books. Gonzalez also established an NFL record for tight ends in 2000 by producing six 100-yard receiving games, a mark which tied as the most ever by any Chiefs receiver.

During his two seasons with the Raiders, the 48-year-old coach helped rejuvenate Oakland's ground game, as running back Napoleon Kaufman racked up 2,215 yards those two years, including a career-high 1,294 yards in '97, while guard Steve Wisniewski earned a Pro Bowl berth under his tutelage that same year.

Prior to joining the Raiders, Rowen spent three years as an offensive line coach with the Minnesota Vikings from '94-96 and four seasons ('90-93) in that same capacity with the Atlanta Falcons. During Rowen's three-year tenure with the Vikings, guard Randall McDaniel earned All-Pro honors and started in three Pro Bowls. He was also instrumental in the development of future Vikings Pro Bowl offensive linemen Jeff Christy and Todd Steussie. In '91, Falcons tackle Chris Hinton received Pro Bowl recognition under Rowen's tutelage after receiving that same honor four straight seasons ('85-88) with Rowen serving as the offensive line/special teams coach for the Indianapolis Colts. In '90, Rowen also coached special teams for the Falcons, whose specialty units ranked as the best in the league by *The Dallas Morning News*. During his first stint as an NFL tight ends coach with New England in '89, Rowen helped rookie TE Eric Sievers from Maryland lead the Patriots in receiving with 54 catches.

A native of New York, New York, Rowen began his pro career as the offensive coordinator/offensive line coach for the USFL's Boston/New Orleans Breakers for two seasons ('83-84). He then entered the NFL ranks in '84 as the running backs coach for the Cleveland Browns, where he worked with current Chiefs defensive assistant/quality control coach Darvin Wallis.

A three-year letterman as a tackle at Stanford from '72-74, Rowen earned All-America honors during his senior campaign. Rowen then began his coaching career at his alma mater in '75 as the team's assistant defensive line coach. After a two-year stint ('75-76) under Cunningham at Stanford, Rowen moved to Long Beach State as the offensive line coach for two years ('77-78) before spending the '79-82 seasons in that same capacity at the University of Arizona.

An 11th-round draft choice of the Philadelphia Eagles in '75, Rowen remained with the Eagles until that year's final cut before beginning his coaching career at Stanford. An academic All-America at Stanford, Rowen earned a master's degree from that institution in '77 and also holds a doctorate in athletic administration from the University of Southern California. He comes from a football background as his father, Vic, served as the longtime head football coach at San Francisco State.

Coaching Career: Stanford University 1975-76; Long Beach State University 1977-78; University of Arizona 1979-82; USFL Boston/New Orleans Breakers 1983-84; Cleveland Browns 1984; Indianapolis Colts 1985-88; New England Patriots 1989; Atlanta Falcons 1990-93; Minnesota Vikings 1994-96; Oakland Raiders 1997-98; joined Chiefs in 1999. **Education:** Stanford University (M.A. '77), (B.S. '75); University of Southern California (Ph.D. '80). **Born:** September 2, 1952 in New York, New York. **Family:** Children - Mandee, Holly and Kelly.



JAMES SAXON **RUNNING BACKS**

2ND YEAR NFL COACH (1ST WITH CHIEFS)



Former Chiefs running back James Saxon begins his second season as an NFL coach in 2001 as he embarks on his initial year of tutoring Kansas City's running backs. Entering his fifth season of coaching overall, Saxon spent 2000 as the running backs coach of the Buffalo Bills. He returns to Kansas City after enjoying a four-year playing career with the club from '88-91.

Saxon joined the Bills on a full-time basis a year ago spending training camp with Buffalo in '99 as part of the Ralph C. Wilson, Jr. Coaching Fellowship, which is designed to give deserving minority coaches the opportunity to gain pro coaching experience. Saxon received his initial pro coaching experience serving in a similar training camp capacity with the Chiefs in '98.

Prior to entering the pro ranks, Saxon coached the running backs at Rutgers from '97-98, where current Chiefs quarterbacks coach Terry Shea served as head coach at the time. While with the Scarlet Knights, Saxon mentored RB Jackie Crooks who finished his career as the fifth-leading rusher in school history (2,434 yards). In '99, Saxon served as an assistant at Menlo College in Atherton, California, before joining the Bills.

An eight-year NFL playing veteran, Saxon was drafted in the sixth round (139th overall) of the '88 draft by the Chiefs. As a rookie with Kansas City, he made an immediate impact and received the club's prestigious Mack Lee Hill Award, which is bestowed annually to the team's top rookie or first-year performer. During his time with the Chiefs ('88-91), Saxon played in 54 games (six starts), rushing 127 times for 497 yards with five TDs. He also accumulated 37 receptions for 323 yards and had 14 kickoff returns for 193 yards with Kansas City. In '89, he helped clear the way for Chiefs Hall of Fame RB Christian Okoye, who led the league with a franchise-record 1,480 ground yards that year.

Saxon joined Miami as a "Plan B" free agent in '92. In three seasons with the Dolphins ('92-94), he played in 48 games (seven starts), registering 17 carries for 36 yards to go with 32 catches for 192 yards. He also amassed 24 tackles on special teams for the Dolphins. He returned to the Chiefs for training camp in '95, but was acquired by Philadelphia prior to the start of the regular season and played in nine contests for the Eagles.

During the course of his 111-game NFL career, the versatile Saxon was utilized as a fullback, halfback, receiver, blocker, kickoff returner and special teams coverage man. He concluded his career with 533 rushing yards on 145 carries with five TDs while also hauling in 69 receptions for 515 yards.

A native of Beaufort, South Carolina, Saxon was an honorable mention All-America fullback at San Jose State, where he produced 118 carries for 609 yards and nine TDs, as well as 78 receptions for 732 yards and four scores. He also threw four TD passes and returned 22 kickoffs. Saxon was a prep standout at Battery Creek HS in Burton, South Carolina before entering the collegiate ranks.

Coaching Career: Rutgers University 1997-98; Menlo (Calif.) College 1999; Buffalo Bills 2000; joined Chiefs in 2001. **Education:** San Jose State. **Born:** March 23, 1966 in Beaufort, South Carolina. **Family:** Wife – Shannon; Child – Devin.



TERRY SHEA **QUARTERBACKS**

1ST YEAR NFL COACH (1ST WITH CHIEFS)



Owning an extensive offensive resume with 32 years of coaching experience, Terry Shea embarks on his first season as Kansas City's quarterbacks coach in 2001. Shea comes from the offensive school of Pro Football Hall of Fame coach Bill Walsh and has been particularly adept at grooming players at the quarterback position during his distinguished coaching career.

Shea has been instrumental in the tutelage of numerous signal-callers who went on to enjoy productive NFL careers. Shea's most recent pupil to burst upon the NFL scene was San Francisco's Jeff Garcia, who earned his first Pro Bowl nod after throwing for a franchise-record 4,278 yards for the 49ers in 2000. Garcia played for Shea during his two-year stint as head coach at San Jose State in '90-91.

In total, Shea owns a total of seven seasons of experience as a collegiate head coach. He

comes to Kansas City after spending the past five years ('96-00) as the head coach at Rutgers University. He also served as offensive coordinator and quarterbacks coach for the Scarlet Knights. In '98, he was named the Big East Coach of the Year after orchestrating the second-biggest one-year turnaround in NCAA Division I history by taking a team which finished 0-11 in '97 and producing a 5-6 mark just a year later. During two of his seasons at Rutgers ('97-98) current Chiefs running backs coach James Saxon served in the same capacity for Shea.

Prior to a one-year stint as the quarterbacks and running backs coach of the Canadian Football League's British Columbia Lions in '95, Shea spent three seasons ('92-94) as the associate head coach and offensive coordinator under head coach Bill Walsh at Stanford. In Shea's initial season with the Cardinal, Stanford won its first conference title since '71 and earned a berth in the '93 Blockbuster Bowl against Penn State. The Cardinal would go on to conclude the year with a 10-3 mark, the first 10-win season the institution had seen since '40, thanks in large part to Shea's offensive unit which produced a 24-3 postseason victory over the Nittany Lions.

Shea joined the Cardinal after his two-year head coaching stint at San Jose State from '90-91 where he compiled a 15-6-2 record and led the school to a pair of Big West titles. In his initial year as head coach at San Jose State in '90, he guided the team to a 9-2-1 record and was named *Pro Football Weekly's* "National Coach of the Year." Shea joins a growing list of Chiefs connections to San Jose State, where head coach Dick Vermeil played quarterback from '56-58, Director of Football Operations/Player Personnel Lynn Stiles served as head coach from '76-78 and assistant head coach/offensive coordinator Al Saunders played wide receiver and defensive back from '66-69.

Shea had previously served as offensive coordinator at San Jose State from '84-86. In '86, his Spartan offense led the nation in both total offense and passing offense. Between his stints at San Jose State, he spent three years ('87-89) as the offensive coordinator at the University of California under head coach Bruce Snyder.

The San Mateo, California native began his Division I coaching career at Utah State and coached the secondary, special teams, quarterbacks and receivers during his tenure with that team from '76-81. Two of his star quarterbacking pupils at Utah State were Eric Hipple and Bob Gagliano who each went on to pursue NFL playing careers. Shea joined Utah State after a six-year stint at Mt. Hood Community College in Gresham, Oregon from '70-75, where he coached the passing game, the secondary and special teams.

Shea served as a college quarterback at the University of Oregon from '65-67. Following his graduation, he inaugurated his coaching career with a two-year tour of duty ('68-69) as a graduate assistant for the Ducks. He is also credited with authoring "The Quarterback" and producing an instructional video, "The Making of a Quarterback."

Coaching Career: University of Oregon 1968-69; Mt. Hood J.C. (Ore.) 1970-75; Utah State University 1976-81; San Jose State University 1984-86; 1990-91 (head coach 1990-91); University of California 1987-89; Stanford University 1992-94; British Columbia Lions 1995 (CFL); Rutgers University 1996-2000 (head coach); joined Chiefs in 2001. **Education:** University of Oregon (B.A. '68), (M.A. '70). **Born:** June 12, 1946 in San Mateo, California. **Family:** Wife – Susan; Children – Jennifer, Garrett and Daniel.



MIKE SOLARI

OFFENSIVE LINE

13TH YEAR NFL COACH (5TH WITH CHIEFS)



Entering his 13th season as an NFL coach, Mike Solari begins his fifth campaign in Kansas City guiding the Chiefs offensive line. The 46-year-old Solari joined the club in '97 after spending the previous five seasons as the tight ends/assistant offensive line coach for the San Francisco 49ers.

Thanks to the protection provided by Solari's offensive linemen, Kansas City enjoyed the second-highest offensive output in team history in 2000, as the club averaged 350.9 yards of total offense per game. The Chiefs permitted just one sack every 17.1 pass attempts to rank eighth in the league and tied a franchise record by going three consecutive games without giving up a sack a year ago. With plenty of time to throw the ball, Kansas City finished the year fifth in the NFL by averaging 259.3 passing yards per game.

But no matter the offensive attack outlined by the Chiefs, Kansas City's offensive line has been flexible enough to adapt no matter the circumstance under Solari's direction. Despite having just one running back record over 100 yards in a single game in '99, Kansas City ranked fourth in the league in rushing with 130.1 yards per game and led the NFL in rushing attempts (521). In large part, those numbers were testimony to Solari's troops who toiled on the Chiefs offensive front.

Whether it has been establishing the ground game or protecting the passer, Kansas City's offensive trenchmen have thrived in both areas under Solari. Since he joined the club in '97, the

Chiefs have permitted an average of just 32.0 sacks each season and have twice ranked among the league's top five clubs in rushing ('97 and '99).

Solari's offensive line group is headlined by guard Will Shields who started all 16 games for the seventh consecutive season in 2000 and earned his sixth straight Pro Bowl berth. Kansas City also owns one of the league's finest pairs of young offensive tackles - Victor Riley and John Tait - who have thrived under Solari's tutelage after being tabbed as first-round picks by the Chiefs in '98 and '99, respectively. Solari has also had success in molding interior linemen. In '99, veteran Tim Grunhard became the first Chiefs center to earn a Pro Bowl nod since Jack Rudny in '77, while Dave Szott received All-Pro recognition following the '97 campaign.

In '98, Solari's offensive linemen captured all of the Chiefs most prestigious individual awards, a major feat considering that the unit saw its line-up shuffled significantly several times due to injuries. Shields was Kansas City's only Pro Bowl selection, while Glenn Parker started at three different offensive line positions to merit team MVP honors and Riley earned the club's Mack Lee Hill Award which goes to the Chiefs top first-year performer. Despite an injury which sidelined Szott for the club's final 15 games, the club's offensive front still only permitted one sack for every 16.1 pass attempts, the fifth-lowest ratio in the AFC that season.

In his first season with the club in '97, Solari successfully integrated a pair of new starting tackles (Parker and Jeff Criswell) into the Chiefs line-up while maintaining the team's tradition of excellence in the trenches as the club generated 135.7 rushing yards per game, a 10.1-yard improvement from the previous season.

During his tenure in San Francisco, Solari was largely responsible for assisting in the emergence of Brent Jones as one of the league's preeminent tight ends. During his stay with the 49ers ('92-96), Jones made four Pro Bowl appearances and set a franchise record for receptions by a tight end with 68 catches in '93. As a member of San Francisco's coaching staff in '94, Solari helped the 49ers offense amass 31.2 points per game during the regular season, the sixth-highest tally in NFL history. The club upped that average to 43.7 points per game in the playoffs, en route to a 49-26 victory over San Diego in Super Bowl XXIX.

Solari began his NFL coaching career with a two-year stint under Tom Landry with the Dallas Cowboys ('87-88) where he served as an assistant offensive line and special teams coach. In '89, he joined Gene Stallings' staff as the offensive line coach with the Phoenix Cardinals and then moved on with Stallings for two seasons at the University of Alabama before beginning his tour of duty with the 49ers in '90. He initially embarked on his coaching career at Mission Bay (Cal.) High School in '76, followed by stints at Mira Costa Junior College ('78) and U.S. International ('79). He joined Boise State in '80 and helped lead the Broncos to the NCAA Division I-AA championship. After stints at the University of Cincinnati ('81-82) and Kansas ('83-85), Solari spent one season as the offensive coordinator at Pitt ('86) before joining the NFL ranks.

Coaching Career: Mission Bay High School 1977; Mira-Costa J.C. 1978; U.S. International University 1979; Boise State University 1980; University of Cincinnati 1981-82; University of Kansas 1983-85; University of Pittsburgh 1986; Dallas Cowboys 1987-88; Phoenix Cardinals 1989; University of Alabama 1990-91; San Francisco 49ers 1992-96; joined Chiefs in 1997. **Education:** San Diego State University (B.A. '76). **Born:** January 16, 1955 in Daly City, California. **Family:** Wife - Patti; Children - Tamara, Stephanie and Michael.



JASON VERDUZCO

OFFENSIVE ASST./QUALITY CONTROL
2ND YEAR NFL COACH (1ST WITH CHIEFS)



Jason Verduzco embarks on his first season as the Chiefs offensive assistant/quality control coach in 2001. He enters his second year as an NFL coach after serving as an offensive assistant for the Washington Redskins in 2000. Verduzco will be responsible for analysis and self-scouting of the club's offense, as well as the evaluation of video and computer data. He will also be engaged in compiling research on Kansas City's offensive efficiency and tendencies.

Prior to joining the NFL ranks, the 30-year-old Verduzco spent six seasons as a coach on the collegiate level, including a three-year stint from '97-99 as a defensive assistant at his alma mater, the University of Illinois. Verduzco assisted head coach Ron Turner's staff which inherited an 0-11 program and quickly transformed them into '99 MicronPC.com Bowl champions with a 63-21 victory against Virginia. Verduzco joined the Fighting Illini coaching staff following a three-year stay as the offensive coordinator at New York's Hamilton College ('94-96).

Verduzco, who spent his prep career at Antioch (California) High School, played one season at quarterback for the Canadian Football League's British Columbia Lions ('93) after a stellar four-year

career as the signal caller for Illinois ('89-92), where he led the Fighting Illini to a 30-17-1 record. At the conclusion of his college career, Verduzco ranked second in the Illini annuals in pass attempts (1,083), completions (678), passing yards (7,532) and TDs (42) trailing only Jack Trudeau. With Verduzco at the controls of the Illinois offense, the Illini participated in four consecutive bowl games ('90 Florida Citrus, '91 Hall of Fame, '91 John Hancock and '92 Holiday Bowl).

During his senior campaign in '92, Verduzco was named second team All-Big Ten while taking home Big Ten Offensive Player of the Week honors twice. An honorable mention All-America selection by *Football News*, Verduzco ended his career as just the eighth player in Big Ten history to top the 7,000-yard plateau in career passing yards. Upon graduation from Illinois in '93, Verduzco ranked sixth on the Big Ten's all time passing list, just behind Ohio State's Art Schlichter (7,547).

Coaching Career: Hamilton College (N.Y.) 1994-96; University of Illinois 1997-99; Washington Redskins 2000; joined Chiefs in 2001. **Education:** Illinois (B.A. '93). **Born:** April 3, 1970 in Walnut Creek, California. **Family:** Single.



JOE VITT

LINEBACKERS

23RD YEAR NFL COACH (2ND WITH CHIEFS)



Entering his 23rd season of service as an NFL coach, Joe Vitt returns for his second season as the Chiefs linebackers coach in 2001. He joined Kansas City a year ago after spending the '99 campaign coaching defensive backs for the Green Bay Packers.

The 47-year-old Vitt helped continue the Chiefs long tradition of production from the linebacker position. That linebacker group is headlined by the vastly talented sixth-year playmaker Donnie Edwards, who has led the club in tackles three consecutive seasons. Last season, Edwards and '99 Chiefs MVP Marvucus Patton became the first Chiefs linebacking tandem to each post over 100 tackles since '78-79. Edwards and Patton combined for 294 tackles in 2000, tying the team record for the highest total ever produced by a Kansas City linebacking duo. Other key performers in the Chiefs linebacking include solid veterans Lew Bush and Glenn Cadrez. Vitt is also credited with aiding the rapid rise of third-year sensation Mike Maslowski, who vaulted into the starting lineup by mid-season year ago and earned a spot on *USA Today's* All-Joe team.

But turning young players into immediate contributors is nothing new for Vitt. Given a trio of rookie cornerbacks (Antuan Edwards, Fred Vinson and Mike McKenzie) and a starting free safety in just his third pro campaign (Darren Sharper) to work with in Green Bay in '99, Vitt helped the Packers youthful secondary mature quickly. McKenzie, a third-round draft choice, quickly earned a starting spot and led the club with six interceptions and 18 passes defended, while Sharper paced the Packers with 113 tackles. The development of those performers in the secondary was a key reason Green Bay ranked third in the NFC with 26 interceptions, a figure which doubled the club's '98 total of a mere 13 pickoffs.

Vitt is no stranger to getting solid play out of the linebacker post, either. Prior to joining the Packers, he served four seasons ('95-98) as linebackers coach for the Philadelphia Eagles. During the '98 campaign, his linebacking corps helped the Eagles become the league's top pass defense, permitting an NFL-low 170.0 passing yards per game. In his first season with Philadelphia in '95, he oversaw the development of linebacker William Thomas, who produced seven interceptions, was named the club's defensive MVP and earned his first Pro Bowl berth. Under Vitt's continued guidance, Thomas returned to the Pro Bowl the following year and received team defensive MVP honors the next two seasons.

From '92-94, Vitt served as assistant head coach/secondary coach for the Los Angeles Rams under head coach Chuck Knox. He joined the Rams after accruing 10 seasons of AFC West coaching experience with Seattle. He began his tenure with the Seahawks as the club's strength coach in '82 before spending the next nine years ('83-91) as Seattle's secondary coach. During that nine-year span, the Seahawks made four playoff appearances as S Kenny Easley and CB Dave Brown each earned Pro Bowl nods under Vitt's jurisdiction.

Vitt originally entered the NFL ranks as a strength coach with the Baltimore Colts under Ted Marchibroda in '79 and spent two more years with the Colts before joining the Seahawks in '82. A collegiate linebacker at Towson University, Vitt played four seasons with the Tigers before embarking on his pro coaching career.

Coaching Career: Baltimore Colts 1979-81; Seattle Seahawks 1982-91; Los Angeles Rams 1992-94; Philadelphia Eagles 1995-98; Green Bay Packers 1999; joined Chiefs in 2000. **Education:** Towson University (B.A. '78). **Born:** August 23, 1954 in Syracuse, New York. **Family:** Wife - Linda; Children - Joe Jr. and Jennifer. Joe Jr. is currently a senior assisting on the coaching staff at Towson University after an injury curtailed his playing career as a wide receiver for the Tigers.



DARVIN WALLIS

DEFENSIVE ASST./QUALITY CONTROL

20TH YEAR NFL COACH (13TH WITH CHIEFS)



Darvin Wallis, a 30-year coaching veteran, is now in his 13th year of service with the Chiefs as a defensive assistant/quality control coach. Wallis owns 19 years of NFL coaching experience, all of which have been spent in the AFC. He has also been a member of 12 playoff teams (seven with Kansas City and five with Cleveland), the most postseason appearances of any current member of the Kansas City coaching staff. Wallis joins former Chiefs assistants Tom Pratt (21 years), Tom Bettis (13 years) and Kurt Schottenheimer (12 years) as one of only four assistant coaches in Chiefs history to serve more than one full decade with the club. Wallis has served in his present role with the Chiefs since '89, making him the only active member of the Chiefs coaching staff to serve under Marty Schottenheimer, Gunther Cunningham and current head coach Dick Vermeil. In addition, Wallis was one of only 19 coaches in NFL history to work for a team in all 10 years of a 100-win decade as Kansas City produced a 102-58 record from '90-99.

Wallis carries out a myriad of responsibilities in his role with the Chiefs. In addition to assisting with the club's defensive backs, he is also charged with the team's defensive game analysis, where he compiles comprehensive weekly scouting reports on opposing offenses including a complete breakdown of their formations, schemes, concepts and tendencies based on hours of research and video study. Wallis also serves as the club's defensive quality control coordinator where his duties include self-scouting, the organization of computer data, as well as the design and analysis of video cut-ups. He is also responsible for special research projects in addition to compiling the club's comprehensive defensive playbook on an annual basis. Before joining the Chiefs, the 51-year-old Wallis served in a similar capacity for seven years under Marty Schottenheimer with the Cleveland Browns ('82-88) before coming to Kansas City in '89.

Prior to his stint in Cleveland, the Fort Branch, Indiana, native tutored tight ends and tackles at the University of Mississippi ('80-81), served as offensive line and strength coach at Tulane University ('78-79), and oversaw the offensive front at Adams State College ('76-77) in Alamosa, Colorado. Wallis began his coaching career at Wilcox (Ariz.) High School ('71) before taking the head coaching reigns at Ajo (Ariz.) High School ('72-75) after playing collegiately as a defensive end at the University of Arizona. In '99, Wallis completed his doctorate degree in Sport Administration from the University of Kansas joining fellow Chiefs assistant Keith Rowen who also holds a Ph.D.

Coaching Career: Adams State College 1976-77; Tulane University 1978-79; University of Mississippi 1980-81; Cleveland Browns 1982-88; joined Chiefs in 1989. **Education:** University of Kansas (Ph.D. '99), Adams State College (M.A. '77), University of Arizona (B.A. '71). **Born:** February 14, 1949 in Ft. Branch, Indiana. **Family:** Wife - Vicky; Children - Darvin, Jr., Tyson and Austin.



DEBBIE BRENTS
COACHING SECRETARY



SUZETTE COX
COACHING SECRETARY



ANN ROACH
COACHING SECRETARY



COREY MEREDITH
STRENGTH & CONDITIONING
INTERNSHIP



PLAYER PERSONNEL



LYNN STILES **VICE PRESIDENT OF FOOTBALL** **OPERATIONS/PLAYER PERSONNEL**



Lynn Stiles rejoined the Chiefs football family on February 29th of 2000 when he was named the club's Vice President of Football Operations. On June 7th of 2001 he was promoted by Chiefs President Carl Peterson to the post of Vice President of Football Operations/Player Personnel. Stiles previously served as Kansas City's V.P. of Player Personnel from '92-96. Stiles returned to the Chiefs organization in 2000 after spending the three previous seasons ('97-99) in St. Louis as that club's Vice President of Football Operations. In St. Louis he played a key role in helping current Chiefs Head Coach Dick Vermeil and the Rams produce a win in Super Bowl XXXIV in '99. He also coached the Rams tight ends in '98-99.

In his expanded role with the Chiefs, Stiles will oversee all aspects of the Chiefs player personnel department, including both the team's college and pro scouting efforts. In addition, he will also work closely with Lamonte Winston and Kansas City's player development department, which he played an integral role in establishing during his initial tenure with the team. Stiles was also instrumental in the formation of a player development program in St. Louis, working with Kevin Warren. He will also continue his work as Vice President of Football Operations, managing various day-to-day football management issues.

In Kansas City, Stiles is reunited with Peterson and Vermeil for the third time in his career. The longstanding relationship between this gridiron trinity dates back to UCLA in the '70s. Peterson served as the Bruins receivers coach and administrative assistant from '72-73 under Pepper Rodgers before serving in that same role under Vermeil from '74-75, while Stiles was assistant head coach and defensive coordinator for the Bruins from '70-75. In '75, that trio helped lead the Bruins to a 9-2-1 record, the team's first-ever Pac 8 championship. That season culminated with UCLA's first Rose Bowl appearance in 10 seasons as the Bruins defeated #1 ranked Ohio State.

In '79, Stiles joined forces with Vermeil and Peterson for the second time, this time with the NFL's Philadelphia Eagles. Stiles served as the Eagles tight ends coach and special teams coordinator, while Vermeil was Head Coach and Peterson served as the Eagles Director of Player Personnel. Philadelphia produced a franchise-best 12-4 record in '80 as the Eagles claimed the NFC Championship and advanced to Super Bowl XV.

Entering his 22nd NFL season in 2001, the 59-year-old Stiles has been a member of four Super Bowl teams, including that Super Bowl XV berth with the '80 Eagles. Stiles has earned championship rings from three of those Super Bowl appearances (XXIII and XXIV with San Francisco, XXXIV with St. Louis). In total, Stiles has been associated with teams which made six conference championship game appearances and have appeared in 24 overall playoff games.

When Peterson departed to head the USFL's Philadelphia Stars in '82, Stiles became the Eagles Director of Player Personnel from '82-86. During that span Philadelphia acquired Pro Bowl performers such as Reggie White, Randall Cunningham, Seth Joyner, Clyde Simmons and Keith Byars. The Kermit, Texas, native then joined Bill Walsh's coaching staff with the San Francisco 49ers as that club's special teams coach in '87. The next season, the 49ers claimed a 20-16 win over Cincinnati in Super Bowl XXIII. In '89, Stiles was promoted to special teams coordinator and tight ends coach by head coach George Seifert as San Francisco went 14-2 and produced a 55-10 victory over Denver in Super Bowl XXIV. He also served as the team's assistant offensive line coach in '91 before originally joining the Chiefs in '92.

From '76-78, Stiles served as head coach at San Jose State where his squads won two league championships. During his first season with the Spartans, he oversaw the development of QB Steve DeBerg, who was named the Pacific Coast Athletic Conference MVP in his only year of major college football. A two-time All-Nevada selection as a prep player at Reno High School, Stiles enjoyed a stellar collegiate career at the University of Utah playing guard and linebacker, earning All-Academic and All-Conference honors, in addition to a berth in the All-American bowl after his senior season in '62. He embarked on his coaching career at his alma mater in '63 when his roommate was Seifert, who currently serves as head coach of the Carolina Panthers. Stiles also served as an assistant at Iowa from '64-69 before joining the staff at UCLA in '70.

Stiles and his wife, Marigene reside in Leawood, Kansas. They have four children - daughters Staci and Tiffany and sons Shon and Blake, in addition to two grandchildren.

CHUCK COOK DIRECTOR OF COLLEGE SCOUTING



Now in his 18th season as a valued member of the Kansas City Chiefs personnel department, Chuck Cook enters his fifth season as the Chiefs Director of College Scouting. He was promoted to that post in May of '97 after serving 13 years as a Regional Scout for the club, spending the

majority of his efforts scouring the country's Southeast region for college talent. The 41-year-old Andalusia, Alabama native coordinates Kansas City's college scouting efforts with his primary focus being the preparation of the club for the annual NFL draft. Thanks to the efforts of Cook and his scouting staff, the Chiefs have selected an impressive resume of college performers from '98-00, including WR Sylvester Morris and a pair of talented offensive tackles - John Tait and Victor Riley - with their first-round picks.

Cook originally joined the Chiefs staff in '84 after serving as an offensive assistant with the USFL's Arizona Wranglers ('82-83). He began his coaching career under Al Kincaid at the University of Wyoming in '80 and also worked with the Cowboys in '81. Cook played wide receiver, running back and defensive back at Southern Mississippi. He was in the camps of both the Giants and Jets prior to embarking on his coaching career. He was inducted into the Southern Miss Hall of Fame in '93. His father, Hamp, serves as a scout with the New Orleans Saints.

Education: Southern Mississippi (B.A. '80).
Family: Wife - Carla; Children - twin daughters Carley and Cori, and a son, Colby.

BILL KUHARICH DIRECTOR OF PRO PERSONNEL



Bill Kuharich, regarded as one of the most respected evaluators of talent in the NFL, joined the Chiefs as Director of Pro Personnel in May of 2000 after spending 14 seasons with the New Orleans Saints. He spent his last three seasons with the Saints as that club's President, General Manager and Chief

Operating Officer. The 47-year-old Skokie, Illinois native oversees Kansas City's scouting of all players with professional experience, including NFL Europe, the Canadian Football League, as well as the NFL. Owning 17 years of pro football experience, Kuharich previously worked with Chiefs President Carl Peterson in the USFL and also learned the trade from the late Pro Football Hall of Famer Jim Finks in New Orleans.

Kuharich began his career under Peterson with the USFL's Philadelphia Stars in '83 and was promoted to Assistant General Manager/Director

of Player Personnel the following year. During the league's three-year existence, the Stars compiled a 48-13-1 overall record, made three championship game appearances and won two league titles. In '86, he began his tenure under Finks with New Orleans as Director of Player Personnel, serving in that role until '93. Finks and Kuharich inherited a Saints franchise which had never had a winning season or been to the playoffs, and proceeded to construct a squad which earned four postseason berths over a six-year span from '87-92. Kuharich later served as New Orleans' Vice President of Football Operations ('94-95) and Executive Vice President/General Manager ('96) before being named the franchise's top executive in '97.

Kuharich began his football career as a graduate assistant at Brown in '76 before coaching the offensive backfield at Hawaii in '77. The following year he went to work for the U.S. Department of Defense, while still serving as a volunteer assistant at Georgetown. In '79 he returned to coaching at St. Lawrence. He also served as an assistant at Columbia from '80-81 before joining Peterson in the USFL.

Education: St. Lawrence (M.E. '81), (M.A. '79), Middlebury College (B.A. '76). **Family:** Wife - Betsy; Children - Megan, Alexis and Kelli. Kuharich's father, the late Joe Kuharich, served as a college head coach at San Francisco ('48-51), and Notre Dame ('59-62). The elder Kuharich also served as an NFL head coach with the Chicago Cardinals ('52) and Washington Redskins ('54-58), in addition to a stint as the head coach/general manager of the Philadelphia Eagles ('64-68).

FRANK ACEVEDO AREA SCOUT



Frank Acevedo enters his fifth season as an area scout for the Chiefs in the Big 12 region after spending the previous two seasons as an assistant in the club's personnel department. Prior to coming to Kansas City, the Escondido, California, native served as a running backs coach at Missouri Western

('94-95) and also spent five seasons ('85-89) as an assistant coach at San Francisco State. The 37-year-old Acevedo began his coaching career after playing two seasons as a defensive back for San Francisco State, captaining the squad as a senior when he earned all-conference honors. He began his playing career at Palomar J.C. in San Marcos, California in '82.

Education: San Francisco State (B.A. '89).
Family: Wife - Phoebe, Child - Estella.

FAST FACT

The Chiefs have not been shutout in 108 consecutive regular season contests dating back to a 16-0 loss vs. the L.A. Rams (9/25/94), the second-longest streak in franchise annals. Kansas City went 179 straight games without a shutout from '63-76.



DAVE ADOLPH AREA SCOUT



Dave Adolph enters his second season as part of the Chiefs personnel staff as an area scout. He enjoyed 21 years of coaching in the NFL including two stints with the Chiefs before becoming a scout. Adolph spent the '99 season as the assistant head coach/linebackers coach with the Chiefs.

Prior to that he was the linebackers coach in Oakland ('97-98) and served as the defensive coordinator for two years in San Diego ('95-96). He spent his first tour of duty with Kansas City as a defensive coordinator from '92-94 after spending three seasons as the L.A. Raiders defensive coordinator ('89-91). Under Adolph the Chiefs ranked fifth in total defense in '94, fourth in '93 and second in '92. Adolph spent one season as an assistant in San Diego ('85) before returning to Cleveland in '86-88 as the defensive coordinator. Adolph began his career in the NFL as Cleveland's defensive line coach in '79. In '81 he took over the clubs linebackers before assuming duties as defensive coordinator in '84.

Before entering the NFL, the Akron, Ohio native amassed 16 years of coaching experience on the collegiate level. He worked with the legendary Woody Hayes at Ohio State from '77-78. He also coached at Illinois ('78-76), Kentucky ('69-72), Connecticut ('65-68) and his alma mater of Akron ('63-64). He began his coaching career at Cleveland's Shaw High School in '62.

Education: University of Akron (B.S. in '59)
Family: Wife - Betty; Children - Mike, Mark, Tom, Shane and Heather.

DICK CURL PRO PERSONNEL ASSISTANT



Dick Curl enters his second season as pro personnel assistant for the Chiefs after spending the previous three seasons as the head coach of the Frankfort Galaxy of NFL Europe. The Galaxy won the World Bowl in '99 and also made the game in '98 as Curl was named the coach of the year

both of those seasons. Before being named head coach in Frankfort, Curl served as offensive coordinator of the Barcelona Dragons since '91. The Dragons made a World Bowl appearance in '91 before winning the league title in '97.

Before joining NFL Europe, the Chester, Pennsylvania native amassed 30 years of coaching experience, enjoying a 19-year college stint serving at Boston College, Rutgers, Virginia and Trenton State, where he served as head coach in '74. He was instrumental in recruiting Chiefs Hall of Fame enshrinee S Deron Cherry to Rutgers during his time with the Scarlet Knights. A former quarterback at Richmond, Curl joined the collegiate coaching ranks in '73 after

spending 11 years at the high school level.

Education: University of Richmond (B.A. '62). **Family:** Wife - Beverly; Children - Debbie, Karen and Susan in addition to 10 grandchildren.

JEFF FOSTER AREA SCOUT



Jeff Foster enters his first year with the Chiefs evaluating talent on a national level for the club. Prior to coming to Kansas City, he spent the past six seasons ('95-00) with the East-West Shrine Game. Foster served his last three years with that organization as Executive Vice

President. As an annual host of one of the nation's premier all-star contests, Foster was in charge of all executive decisions as they related to player and personnel selections for a contest which showcases some of the top senior college talent. He helped recruit 43 All-America picks and two Heisman Trophy winners to take part in the game from '96-98.

The Redding, California native joined the Shrine Game after serving as a standout safety for Arizona State ('90-94), where he was an All-Academic Pac 10 selection for the Sun Devils as a senior.

Education: Arizona State University (B.S. '94). **Family:** Single.

DON GREGORY AREA SCOUT



Don Gregory enters his first year as an area scout for Kansas City, after working as a scout with the Las Vegas Outlaws of the XFL in 2001. Gregory will evaluate college talent in the Big 10 and Northeast for the Chiefs.

Gregory comes to the Chiefs after working as the Director of Player

Personnel for the XFL's Las Vegas Outlaws in 2001. Prior to the XFL, he worked under Chargers General Manager Bobby Beathard as a scout for San Diego ('95-99), evaluating college talent and professional free agents. Gregory also enjoyed player personnel stops in the Canadian Football League with the Edmonton Eskimos ('94) and the Winnipeg Blue Bombers ('93-94) scouting the West. He scouted the Northwest for current Chargers head coach Mike Riley and the San Antonio Riders of the World League of American Football (WLAFF) from '90-91.

Gregory played collegiately at Wenatchee Valley College ('74-75), Portland State University ('76) and Whitworth College ('77-78). Born January 15, 1956 in Pearl City, Hawaii, Gregory moved to Great Falls, Montana in the sixth grade.

Education: Whitworth College (B.S. '79)
Family: Single.

BRUCE LEMMERMAN
AREA SCOUT



Bruce Lemmerman enters his second season in the Chiefs personnel department after spending the six previous seasons as Director of College Scouting for the New Orleans Saints. Lemmerman will evaluate college talent in the West for the Chiefs.

Prior to his stint with the Saints, Lemmerman served as Director of Operations for the CFL's Edmonton Eskimos from '89-94 after two years with the Winnipeg Blue Bombers. He had also previously served as an offensive coach with the Eskimos from '81-82. The Los Angeles native coached receivers, tight ends and offensive backs for the Houston Oilers from '84-85 after serving as offensive coordinator of the USFL's Los Angeles Express in '83.

Also a collegiate baseball standout at California - Northridge, Lemmerman served as a pro quarterback for the Atlanta Falcons ('68-70), as well as Edmonton ('71-79) and Hamilton ('80) in the CFL ranks.

Education: University of California - Northridge (B.A. '68). **Family:** Wife - Brigitte; Children - Lisa and Jennifer.

GREG OLEJACK
AREA SCOUT



Greg Olejack enters his second year as an area scout for Kansas City, evaluating college talent in the Southeast. A native of Whitehall, Pennsylvania the 45-year-old Olejack owns an extensive resume of collegiate coaching experience, most recently serving as offensive line coach at

Hawaii from '97-99. He previously spent four years as head coach of Muhlenberg College in Allentown, Pennsylvania. He also has enjoyed college coaching stints at Richmond, Brown, Villanova and Tulane. A former

collegiate player, Olejack began his collegiate career at New Mexico Military Institute before spending two seasons at the University of Louisville.

He began his coaching tenure with stints at Clarksville (Indiana) High School and Garden City Community College in Garden City, Kansas before joining the Green Wave of Tulane in '81.

Education: Tulane University (M.E. '84), University of Louisville (B.S.'77). **Family:** Wife - Meg; Children - Emily and Andrew.

DAN SHONKA
AREA SCOUT



Dan Shonka begins his first season scouting the Big 10 and Midwest for Kansas City after spending last season with Washington. He was with Philadelphia from '94-00 as a college scout and was an area scout with the National Football Scouting ('87-93). He began his scouting career working

under current Chiefs President Carl Peterson with the USFL's Philadelphia Stars in '83.

Shonka helped to turn around three 1-8 teams as a college head coach at New Mexico Highlands ('84-86), Independence (Kan.) Community College ('81-82) and Highland (Kan.) Community College ('80). The University of Iowa graduate was a national recruiter at Kansas in '79 after a stint in the same role at Purdue ('77-78). He was an offensive assistant at Rice ('76) after beginning his coaching career at Iowa State ('73-76).

Shonka and his wife previously served as co-publishers of *College Football Preview*, an annual magazine focusing on small college football.

Education: University of Iowa (B.A. '78). **Family:** Wife - Peggy; Children - Sarah and Teddy.

FAST FACT



The 2001 Chiefs roster features 14 players from the Big 12 Conference, the most of any team in the NFL.



ROSE HOWLAND
ADMIN. ASSISTANT
PLAYER PERSONNEL



MITCH LaPOINT
SCOUT/OPERATIONS
COORDINATOR



LISA SIEBERN
ADMIN. ASSISTANT
PRO PERSONNEL

FOOTBALL STAFF

ANDRE BRUCE SPORTS FIELD MANAGER



Entering his 26th season with the Chiefs organization, Andre Bruce was promoted to the post of Sports Field Manager in 2001. He served as Head Groundskeeper since '90 after serving 14 years as George Toma's assistant. A native of Kansas City, Bruce and his staff oversee the upkeep of Arrowhead Stadium's

grass playing surface which was voted as one of the best playing surfaces in the league by the NFL Players Association.

Since '76, Bruce has served the Chiefs and the NFL, including work on 13 Super Bowls and 10 Pro Bowl contests. Bruce began working with the Chiefs in May of '76 shortly after graduating from Central High School in Kansas City, Missouri. Bruce has five full-time assistants: Scott Martin who joined the Chiefs staff in '79 and Doug Schallenberg who started with the Chiefs in '80. Terry Lee, Randy Baker and Travis Hogan assist on Bruce's crew, as well.

Education: Central High School ('76). **Family:** Wife - Paulette; Children - Andre, Jr., Corey and Shaun.

MIKE DAVIDSON EQUIPMENT MANAGER



A veteran of 18 NFL seasons, Mike Davidson enters his 13th year as the Chiefs Equipment Manager in 2001. The NFL's Equipment Manager of the Year in '99, Davidson and his staff are responsible for outfitting the team's players and coaches as well as the purchase and maintenance of the club's

equipment. They are also charged with transporting the Chiefs gear for all road contests, which have included American Bowl games in venues such as Berlin ('90), Tokyo ('93, '98), as well as Monterrey, Mexico ('96), as well as the '94 AFC-NFC Pro Bowl in Honolulu, Hawaii.

The 45-year-old Davidson came to Kansas City in '85 after serving as an assistant equipment manager for the Cleveland Browns the previous five seasons. Prior to joining the Browns in '84, the Cleveland native served as a marketing education coordinator at Thomas W. Harvey High School in Painesville, Ohio ('83-84) and as an occupational work adjustment coordinator at Kimpton Middle Schools in Stow, Ohio ('78-83). Davidson has two full-time assistants: Allen Wright is in his 18th season with the Chiefs and his 13th in the equipment department, while Chris Shropshire has been a member of staff since '93 and was hired full-time in '97. All three are certified members of the Athletic Equipment Managers' Association.

Education: Bowling Green State University (B.S. '78). **Family:** Single.

DAVE KENDALL HEAD ATHLETIC TRAINER



Just the second head trainer in Chiefs history, Dave Kendall celebrates his 25th season of service with Chiefs and his 16th year as Head Athletic Trainer in 2001. He was promoted to that post after serving as Wayne Rudy's assistant for his first nine campaigns with the club. A graduate of Kansas

City's Wyandotte High School, the 49-year-old Kendall joined the Chiefs in '77 after serving as an assistant trainer at Pittsburgh State, where he earned a degree in physical education. His wife, Jacki, is the daughter of late Pro Football Hall of Famer Jack Christiansen, who starred for the Detroit Lions from '51-58 and served as head coach of the San Francisco 49ers from '63-67.

In March of '92, Kendall and his assistant trainer, Bud Epps, were named the "NFL Training Staff of the Year." Epps, who is in his 16th season with the Chiefs, served as an assistant trainer for eight years at his alma mater, the University of Missouri, before joining the club in '84. Don Sherwood, a '98 graduate of The Ohio State University, joined Kansas City as a full-time training assistant in 2000 after serving as a training intern in '99. Kendall, Epps and Sherwood are all certified members of the National Athletic Trainers Association.

Education: Pittsburg State University (B.S. '77); **Family:** Wife - Jacki; Child - Kristen, who is a sophomore at NW Missouri State.

MIKE PORTZ DIRECTOR OF VIDEO OPERATIONS



Entering his eighth season with the Chiefs organization, Mike Portz was promoted to Director of Video Operations in February of 2001 after spending the previous two seasons as the club's Manager of Video Operations.

The 31-year-old Blue Springs, Missouri native originally joined the Chiefs as a video assistant in '92, spending six years ('92-97) in that role. He then moved on to serve a one-year stint as the Video Director at the University of Missouri, where he worked with the Tigers football program before returning to Kansas City in '99.

Portz employs two full-time assistants in the Video Department. Todd Weger, an Indiana State graduate, is entering his third season as an assistant in the video department, while University of Missouri alum Andrew Hearne begins his first year with the Chiefs after spending last season in the Tigers video department.

Education: Central Missouri State University, Longview Community College (A.A. '91). **Family:** Wife - Candy; Children - Collin and Trevor.



DR. CRIS BARNTHOUSE
TEAM PHYSICIAN



DR. JOSEPH BREWER
TEAM PHYSICIAN



DR. JON BROWNE
TEAM PHYSICIAN



BUD EPPS
ASSISTANT TRAINER



ANDREW HEARNE
VIDEO ASSISTANT



DR. MIKE MONACO
TEAM PHYSICIAN



DON SHERWOOD
ASSISTANT TRAINER



CHRIS SHROPSHIRE
ASST. EQUIPMENT MANAGER



TODD WEGER
VIDEO ASSISTANT



ALLEN WRIGHT
ASST. EQUIPMENT MANAGER

IN MEMORIAM

LEN BEATIE 1927-2001

The Chiefs lost a trusted employee and a valued friend on May 30th of 2001 when longtime Kansas City scout Len Beatie passed away after a long battle with heart disease. Pictured here with Chiefs President Carl Peterson during training camp in 2000, the 74-year-old Beatie had served as a part-time scout for the Chiefs since '89 and had worked for Peterson as far back as the Philadelphia Eagles and Philadelphia Stars. His relationship with Peterson dated back over 25 years to Peterson's tenure as an assistant coach at UCLA.


Beatie scouted Northern California for the Chiefs and also for the Scottish Claymores of NFL Europe. A fixture at Chiefs games in California and at training camp in River Falls, Beatie possessed a truly upbeat outlook on life, had a constant smile on his face and was always more than generous with his time, talents and treasures. He will be missed by all in the Chiefs organization whose lives he touched.

A decorated naval veteran of World War II and the Korean Conflict, Beatie was a Diamond Belt boxing champion and was the Navy's Boxing Coach of the Year in '61-62.

He was a junior college All-America selection as a football player at Monterey Peninsula College and later an assistant coach at San Francisco State University and head coach of San Francisco University. In '92 he was inducted into California's Bay Area Football Hall of Fame. True to his coaching roots, Beatie also was the founder and longtime organizer of his famed All-America football camps.

Leonard Kerr Beatie, Jr. is survived by his wife of 41 years, Joan, and their five children. Len - we're going to miss you. May you rest in peace.

Len Beatie (left) with Chiefs President Carl Peterson.



FRONT OFFICE

WALLACE BENNETT **VICE PRESIDENT OF SALES &** **MARKETING**



Wallace Bennett, now in his seventh full season with the Chiefs organization, was promoted to Vice President of Sales and Marketing in March of '99. He had previously served as the club's Director of Sales and Marketing since February of '96 after originally joining the team as Director of Sales in October of '94. The 46-year-old Bennett oversees all areas of sales, marketing, promotions, advertising, gameday production and hospitality events for the Chiefs and Kansas City Wizards soccer team. In addition, he supervises the sales and marketing efforts for all official team publications, as well as the clubs' internet sites.

Under his direction in '95, the Chiefs and their fans enjoyed a \$3 million renovation of Arrowhead's concession stands. Those improvements included the addition of eight in-stadium NFL Pro Shop locations which feature a wide selection of official Chiefs merchandise.

A native of Jacksonville, Florida, Bennett came to Kansas City with 18 years of experience in the IBM Corporation. He began his career with the Fortune 500 company in '76 as a marketing representative and rose through the corporate ranks prior to joining the Chiefs organization in '94.
Education: Clemson University (B.S. '76).
Family: Wife - Laurie; Children - Trey and Rick.

ANITA BAILEY **DIRECTOR OF CORP. SPONSORSHIP SALES**



Anita Bailey begins her 13th year with the Chiefs and her sixth season as Director of Corporate Sponsorship Sales. In that role she is responsible for the sale of all major corporate partnerships along with development and implementation of Chiefs promotions. As of February of '99, Bailey also oversees corporate sales for the Kansas City Wizards. Before assuming her current role in March of '96, the New Cambria, Missouri native spent six years as the organization's Promotions Manager. She originally joined the Chiefs in '89 as a member of the club's PR department.

Prior to her appointment with the Chiefs, Bailey spent six seasons ('82-87) in the Kansas City Royals public relations department before taking a post as the Director of Convention Services for the Adam's Mark Hotel in Kansas City.
Education: Northeast Missouri State University.
Family: Children - Eric and Scott.

KEN BLUME **DIRECTOR OF DEVELOPMENT**



Ken Blume begins his 13th year as the club's Director of Development. He is responsible for the sales and service of all premium seating areas for both the Chiefs and the Kansas City Wizards soccer team, as well as overseeing the Pavilion at Arrowhead and the Arrowhead Club. He coordinates the Chiefs various volunteer organizations (Chiefs Club, Red Coaters, and Alumni Ambassadors). He also oversees new construction, stadium renovations, special projects and Chiefs Travel - an in-house travel service.

The 46-year-old Blume served as the team's Director of Marketing for two years and Sales Manager for two years before taking his present post. Previously, he was Administrator with Colonial Presbyterian Church, Vice-President of Regan Supply Company, and Asst. to the President at Total Engineering Services Team in New Orleans. **Education:** Rockhurst College (M.B.A. '87), Texas Christian University (B.S. '77).
Family: Wife - Elizabeth; Children - Dayton and Rebekah.

JULIE DORN **DIRECTOR OF SPECIAL EVENTS**



Julie Dorn enters her second season as the Chiefs Director of Special Events after joining the club in February of 2000. She is responsible for the development, implementation and execution of all special events held at Arrowhead Stadium.

Prior to joining the Chiefs, Dorn previously served as Director of Events for the Big 12 Conference in Dallas, Texas, where she assisted in the coordination of the Big 12 Football Championship, as well as Big 12 Basketball Tournaments. Prior to her tenure at the Big 12, she enjoyed stints at the Big Eight Conference office in Kansas City and at the University of Missouri.

A two-time All-American gymnast at Missouri ('89-90), the Minneapolis, Minnesota native was named Big Eight Conference Female Athlete of the Year in '91 and was inducted into the University of Missouri Athletic Hall of Fame in '96.
Education: University of Missouri (M.S. '94), (B.S.W. '91). **Family:** Single.

DOUG HOPKINS
DIRECTOR OF TICKET OPERATIONS



Doug Hopkins, who has 23 years of ticketing and special event experience, begins his eighth season as the Chiefs Director of Ticket Operations. Hopkins supervises and directs ticket operations for all Chiefs games, special events, and concerts at Arrowhead Stadium. Before joining the Chiefs in '94, Hopkins

held the post of Vice President of Ticketing for World Cup USA 1994.

Prior to his World Cup duties, the Redmond, Washington, native spent 10 years as the Director of Ticket Operations for the Seattle Mariners. In addition, he also served as the Director of Ticketing for both the 1990 Goodwill Games and Seattle's Kingdome. **Education:** Seattle University (M.B.A. '88), University of Washington (B.A. '72). **Family:** Wife - Maria; Children - Bradley and Alicia.

RICHARD McOSKER
DIRECTOR OF INFORMATION SYSTEMS



A member of the Chiefs since July '86, Richard McOsker enters his 16th year as Director of Information Systems. A native of Wichita, Kansas, McOsker oversees the data processing staff and coordinates the club's information systems for the Chiefs, the Kansas City Wizards and Columbus Crew soccer

teams, as well as Hunt Midwest Enterprises and its subsidiaries.

Prior to his arrival at Arrowhead, McOsker served as Vice President of Data Processing for Guaranteed Foods, Inc. for six years after previously holding manager and programmer/analyst posts with that organization. McOsker also held programmer positions with Industrial Bearing and Transmission as well as Swinger Wearables.

Education: Rockhurst University (B.A. '00), Kansas City Kansas Community College (A.A. '78). **Family:** Wife - Cindy; Children - Adam, David, Michelle and Mark.

STEVE SCHNEIDER
DIRECTOR OF STADIUM OPERATIONS



A native of Kansas City, Steve Schneider returned home in January of '97, joining the Chiefs as the club's Director of Stadium Operations. He enters his fifth season overseeing the day-to-day engineering, maintenance, security, grounds and field maintenance, construction and event day personnel of Arrowhead

Stadium. Schneider spent the previous seven years as the Director of Operations for the ARCO Arena, home of the NBA's Sacramento Kings.

The 42-year-old Schneider began his career for the then-Kansas City Kings of the NBA in '82 before moving to Sacramento as the Assistant Director of Operations for ARCO Arena in '85. After spending two years in that capacity he returned to Kansas City in '87 as a Warehouse Manager for Automotive Distributors, Inc. before rejoining the ARCO Arena in '90. **Education:** Northwest Missouri State University (B.S. '81). **Family:** Wife - Elizabeth; Children - twin daughters Erin and Meredith and a son Ian.

BRENDA SНИЕZEK
DIRECTOR OF COMMUNITY RELATIONS



Entering her 19th season with the Chiefs, Brenda Sniezek begins her first season as the Director of Community Relations. She was promoted to that post in March of 2001 after serving as the club's Community Relations Manager since '85. During that time, she has been instrumental

in the team's community efforts. Sniezek is responsible for developing and implementing outreach programs and charitable projects for the organization and its players. In 2000, the Chiefs raised a team-record \$1.94 million (net) for local charities through the Chiefs Children's Fund and the Chiefs individual players' foundations.

The Wellington, Kansas native graduated from the University of Kansas with a Business Administration degree and joined the Chiefs in '82 as an administrative assistant in Public Relations and is active with a variety of Kansas City area charitable organizations. **Education:** University of Kansas (B.S. '81). **Family:** Husband - Bob, with four children - Madeline, Mary, Robert Henry and Martha.

FAST FACT

The 2001 season will mark the first time since the Chiefs Super Bowl Championship season of '69 that their schedule does not feature a contest played on Astroturf.*

*Seattle's Husky Stadium features a Field Turf surface.



FAST FACT

The Chiefs do not have a dome game on their 2001 schedule, marking the first time since '76 that all of the club's regular season games will be played outdoors.



GARY SPANI
DIRECTOR OF SALES



Gary Spani enters his third season as Kansas City's Director of Sales in 2001 after serving as the club's Sales Manager since '95. Entering his 13th season as a member of the Chiefs sales staff, he currently oversees group sales, publication ad sales, concourse signage and hospitality events

(Pavilion at Arrowhead, VIP and Kickoff Countdown Tents) for both the Chiefs and Kansas City Wizards soccer club.

Spani joined the Kansas City front office after a stellar nine-year playing career from '78-86. Although injuries forced his retirement in '87, he remains the all-time leading tackler in club history with 999 stops, in addition to 9.5 sacks, nine fumble recoveries and two TDs. He came to the Chiefs as a third-round draft choice in '78 after an All-America career at Kansas State. In 2000, Spani was inducted into the Kansas State Athletic Hall of Fame. **Education:** Kansas State University (B.S. '78). **Family:** Wife - Stacey, with five daughters - Shalin, Taber, Tanis, Sajal and Taris.

LAMONTE WINSTON
DIRECTOR OF PLAYER DEVELOPMENT



Lamonte Winston begins his ninth season with the Chiefs organization in 2001, his fifth as Director of Player Development. In his previous seven seasons with the club, the 42-year-old Winston served as an area scout in addition to coordinating the team's player development program which assists

players in their adjustment to life as a pro athlete and helps prepare them for life after the game through NFL programs such as career internships,

continuing education and financial education.

Prior to joining the Chiefs in '93, Winston served as an assistant coach at Nevada ('90-'93) and San Francisco State ('86-'89) in addition to stints at Merritt Junior College and Albany (Cal.) High School. After beginning his playing career at Merritt JUCO, he transferred to Westminster College, where he ranked third in the nation in receiving (NAIA), before moving on to San Francisco State. In 2000, he was inducted into the San Francisco State Hall of Fame.

A member of an NFL family, Winston's brother, Kevin, serves as Director of Player Programs for the N.Y. Jets. **Education:** San Francisco State (B.A. '85). **Family:** Wife - Claire; Children - a son, Cameron Lamonte and a daughter, Alanah.

DALE YOUNG
TREASURER/DIRECTOR OF FINANCE



Dale Young enters his 12th year as the Chiefs Treasurer and Director of Finance. A Certified Public Accountant, Young is responsible for budget preparations, accounting and the day-to-day management of the financial operations of both the Chiefs and the Kansas City Wizards soccer team.

The 46-year-old Salina, Kansas product spent three years as Manager of Finance for Hunt Midwest Enterprises before joining the Chiefs organization. From '83 through '87, he was the Accounting Manager at Intercollegiate Press, Inc., after serving in both accountant and controller capacities with several firms after college. **Education:** Avila College (M.B.A. '82), Fort Hays Kansas State University (B.S. '76). **Family:** Wife - Allyson; Children - Michelle and Brittany.

FAST FACT

Since the start of the '90 season, the Chiefs are 81-8 (.910) when rushing the ball 30 or more times in a game.



2001-2002 IMPORTANT DATES

- Friday, July 27 Depart for Training Camp – River Falls, Wisconsin
- Saturday, July 28 First Day of Training Camp Practice
- Monday, August 6 Practice with Minnesota – Mankato, Minnesota
- Friday, August 17 Last Day of Training Camp – Return to Kansas City
- Tuesday, August 28 NFL Roster Cutdown to 65 Players
- Sunday, September 2 NFL Roster Cutdown to 53 Players
- Monday, September 3 Clubs may establish Five-Man Practice Squad
- Sunday, September 9 Regular Season Opener vs. Oakland
- Tuesday, October 16 NFL Trading deadline – 4:00 PM (ET)
- Tuesday, November 13 Deadline to sign Franchise and Transition Players
- Sunday, December 30 Regular Season Finale at Jacksonville
- Sunday, January 27 Super Bowl XXXVI – New Orleans, Louisiana
- Sunday, February 3 AFC-NFC Pro Bowl – Honolulu, Hawaii

PUBLIC RELATIONS

BOB MOORE DIRECTOR OF PUBLIC RELATIONS



With 24 years of experience as a publicist, Bob Moore embarks on his 13th season as the Chiefs Director of Public Relations. The Altoona, Pennsylvania native is responsible for coordinating all of the club's public and media relations efforts. He also serves as the team's

official spokesperson.

The 53-year-old Moore joined the Chiefs after serving as Vice President of Marketing and Corporate Communications for The Patt Organization, a Pennsylvania-based real estate development firm. From '82-85, Moore was the Director of Public Relations for the Philadelphia/Baltimore Stars of the United States Football League. It was there that he began his long association with Carl Peterson - now the President, General Manager and Chief Executive Officer of the Chiefs - and joined Peterson in Kansas City in '89.

Prior to joining the two-time USFL champion Stars, Moore served as the Sports Information Director at both Drexel University ('79-82) in Philadelphia and Saint Francis College (PA) ('76-78). He also acted as the Director of Media Information for Gettysburg National Park ('78-79). Moore is a member of the National Advisory Board of Trustees for The Civil War Preservation Trust, the largest non-profit battlefield preservation organization in the United States, whose goal is to preserve the nation's endangered battlefields. **Education:** Saint Francis College (B.A. '69). **Family:** Wife - Maggie; Children - Mandy.

PETE MORIS ASSOCIATE DIR. OF PUBLIC RELATIONS



Now in his eighth season with the Chiefs, Pete Moris was promoted to Associate Director of Public Relations in March of 2001 after spending the previous two years as Assistant Director. A member of the Chiefs staff since '94, the 29-year-old Moris manages the day-

to-day operations of Kansas City's PR Department.

In addition to facilitating outside media requests, he also serves as the principal writer, designer and editor of the *Chiefs Media Guide*, *NFL Gameday* magazine and the club's weekly news release. The Mt. Hope, Wisconsin native is also a columnist for www.kcchiefs.com and other team publications, in addition to coordinating research, special projects and other creative needs for the team.

A '93 graduate of Loras College in Dubuque, Iowa, with degrees in English - Writing and Speech Communication - Public Relations, Moris was a four-year member of the Duhawk basketball squad, serving as a team captain his senior year. He began his NFL career as an intern with the Indianapolis Colts during their '92 training camp and spent one year as a staff assistant in the University of Florida sports information office before joining the Chiefs as a public relations intern in July of '94. Moris and his wife are both affiliated with the Wisconsin Historical Society and are charter members of the Robert B.L. Murphy Society, which benefits the Wisconsin History Foundation. **Education:** Loras College (B.A. '93). **Family:** Wife - Lisa.



MORGAN SHAW
MANAGER OF PUBLIC INFORMATION/
MEDIA SERVICES



PATRICK HERB
SEASONAL ASSISTANT



BRAD KUHBÄNDER
SEASONAL ASSISTANT

DIRECTIONS

TO TRAINING CAMP FROM TWIN CITIES

Take I-494 East from airport, follow to I-94 East. Take I-94 East across the St. Croix River to Wisconsin. Exit right on Highway 35 South (River Falls exit). Follow Hwy. 35 eight miles into River Falls. Exit right on Main Street. Follow Main to South Main. The Chiefs Ramer Field practice complex is one-half mile on the left. Trip from airport is 27 miles (approx. 45 minutes).

TO ARROWHEAD AND THE CHIEFS FACILITY FROM KCI AIRPORT

Stay on I-435 South. Follow I-435 to I-70 East (Exit left). Take I-70 one-quarter mile to Blue Ridge Cutoff (Stadium entrance is on immediate right). Enter Sports Complex at Gate 1. Media parking located in Lot E on South side of stadium. Enter Arrowhead at Gate E.

CHIEFS PUBLIC RELATIONS AND MEDIA POLICIES

www.kcchiefs.com: In-depth information on the Kansas City Chiefs can be found at the club's official website at www.kcchiefs.com, which contains weekly news releases, statistics, rosters, depth charts, injury reports, quotes, feature articles and player biographies. The site is updated daily during training camp and the regular season. We strongly encourage you to visit the Chiefs online, since most of the information you are seeking can be found here.

Home Credential Requests: Only accredited members of the media who cover the Chiefs and the NFL on a regular basis may apply for credentials. All requests must be made in writing a minimum of one week in advance of the game and should be directed to Chiefs PR Department at Arrowhead Stadium. (This includes preseason games. DO NOT send credential requests to training camp.) Credentials are confirmed on a week-by-week basis on Thursdays preceding Sunday games. Failure to utilize an issued credential without notifying the PR department will result in revocation of credential privileges. All field photographers MUST pick up their credentials in person at Photo Will Call on game day. No exceptions.

Road Credential Requests: If you are a regular member of the Chiefs media corps and wish to cover the team on the road, ALL requests must be submitted to Director of Public Relations Bob Moore no later than one game previous to a road contest. The Chiefs will then place a credential request to the opponent the Monday prior to a Sunday road game. Please note that opponent credential availability may be limited.

Interview Requests: Associate Director of Public Relations Pete Moris coordinates all network television requests. Brad Kuhbander handles print interviews and Patrick Herb of the Chiefs PR staff handles all radio requests. ALL requests for radio interviews must be made via fax, including names of producers and talent, studio numbers and show times.

Head Coach Availability: Head Coach Dick Vermeil is available daily during the season. Please consult PR for times and location. Coach Vermeil conducts a weekly press conference on Tuesdays during the season. (Subject to change based on game schedule). This briefing begins at 11:45 AM and is available via satellite Tuesday afternoons and on Real Audio and Video at www.kcchiefs.com. Please consult Chiefs PR for satellite coordinates.

Assistant Coach/Staff Availability: Chiefs assistant coaches are available for interviews provided PR is notified in advance. Please consult Bob Moore or Pete Moris.

Locker Room Policy/Player Availability: During the regular season players are available to the media after the conclusion of practice. The Chiefs locker room is open to the media for a maximum of one hour following the conclusion of practice each day. Any additional interviews should be coordinated through Chiefs PR. The Chiefs locker room is NOT open on the players' day off (typically Tuesdays.) QB Trent Green is scheduled to be available to the media at lunch times during the regular season. Please consult PR for time and location.

Media access at Arrowhead is limited to the fourth floor press box which serves as a work area, the PR office, and the first floor auditorium for media functions.

Open Practice: All practices are open to accredited local media provided they are cleared through the PR department. Visiting team media are NOT permitted at practice. Videotaping is permitted ONLY during stretching, warm-up, individual drills and the cool-down periods. Consult Chiefs PR for practice times.

Conference Calls: The Chiefs will make Coach Vermeil and a player available to the visiting team media each Wednesday during the regular season. Consult Chiefs PR for times.

Radio Actualities: Throughout the season daily broadcast-quality radio actualities are made available to the media. They can be accessed at www.kcchiefs.com.

Player Appearance Requests: Requests for player appearances should be made in writing, no less than 30 days in advance to Director of Community Relations Brenda Sniezek. Player availability is limited during the regular season and no requests are accepted during postseason play.

Donation Requests: The Chiefs make a limited number of donations to select charitable causes in the five-state region of Missouri, Kansas, Iowa, Nebraska and Oklahoma. Requests should be made in writing, no less than 30 days in advance of an event to Janet Feltham of the Chiefs Public Relations/Community Relations staff. Such donations are strictly limited to Chiefs articles. Requests for monetary contributions or tickets are not accepted.

STAFF



RON BACHTEL
MANAGER
STADIUM SYSTEMS



DUANE BAILEY
MANAGER OF PLAYER
COMPENSATION



RANDY BAKER
GROUNDS CREW



BRENT BARNES
PROGRAMMER
INFORMATION SYSTEMS



GENE BARR
MANAGER OF SECURITY



JAMES BARTLETT
PROJECT MANAGER
INFORMATION SYSTEMS



MARTY BRASHEAR
SECURITY OFFICER



LANCE BROWN
MANAGER OF
INTERNET SERVICES



LISA BROWN
STADIUM OPERATIONS



MIKE BROWN
STADIUM OPERATIONS



JAMES BUCKMAN
SPONSORSHIP SALES
MANAGER



CHUCK CASTELLANO
COMMUNITY RELATIONS
COORDINATOR




LARRY CLEMMONS
MANAGER OF ACCOUNTING



HEATHER COLEMAN
SPECIAL EVENTS/
PERSONNEL COORDINATOR



GARY COOPER
STADIUM OPERATIONS



STEVE COX
MAINTENANCE MANAGER



ANNETTE COYNE
SPECIAL EVENTS
ADMINISTRATOR



LESLIE CROMWELL
MANAGER OF CUSTOMER
SERVICES



DON EDMONDSON
STADIUM OPERATIONS



JANET FELTHAM
COMMUNITY RELATIONS
ASSISTANT



EMILIE FOSTER
SPONSORSHIP
COORDINATOR



STEVE GARVEY
SPONSORSHIP
COORDINATOR



JEFF GORDON
COORDINATOR
OF TICKET SERVICES



KEVIN GRAY
STADIUM OPERATIONS



JENNIFER GREGG
ADMINISTRATIVE ASSISTANT
SALES & MARKETING



PAULA GREGORY
ADMINISTRATIVE ASSISTANT
DEVELOPMENT




MELANIE HADDOCK
GRAPHIC DESIGN &
ADVERTISING COORD.




STEPHANIE HAIN
ADMINISTRATIVE ASSISTANT
STADIUM OPERATIONS




JIM HEARD
STADIUM OPERATIONS



HOWIE HERR
COURIER



CRAIG HITCHCOCK
STADIUM OPERATIONS



TRAVIS HOGAN
GROUNDS CREW



TONYA IDEL
PROJECT COST
COORDINATOR



KELLY JAUERNIG
ADMINISTRATIVE ASSISTANT
SALES & MARKETING



JENNIFER KANE
CUSTOMER SERVICE
REPRESENTATIVE



SHERRI LATHROP
STAFF ACCOUNTANT



TERRY LEE
GROUNDS CREW



JIM LOGES
CONSTRUCTION/REPAIR
MANAGER



SCOTT MARTIN
GROUNDS CREW



KELLY MASON
SPONSORSHIP SALES
MANAGER



DAN MEERS
MASCOT COORDINATOR



RICH MESAR
SECURITY OFFICER



SHELDON MICKEY
MANAGER OF
MEDIA PRODUCTION



DOUG MORGAN
STADIUM OPERATIONS



CHARLES MUSECH
SALES EXECUTIVE



KRISTIN NIX
PLAYER DEVELOPMENT
COORDINATOR



DARRYL NORTON
STADIUM OPERATIONS




CAROL NYHAN
ADMINISTRATIVE ASSISTANT/
FINANCE



GREG ORGAN
STADIUM OPERATIONS



DON OSTRANDER
SECURITY OFFICER



PETE PENLAND
STADIUM OPERATIONS



LES PICO
SECURITY SPECIALIST/
PLAYER DEVELOPMENT



CRAIG PRONSKE
CUSTOMER SERVICE
REPRESENTATIVE



KIM RUTTER
ACCOUNTING CLERK



RON SASSMANN
STADIUM OPERATIONS



DOUG SCHALLENBERG
GROUNDS CREW



PETER SCHWARTZ
SALES MANAGER



DONNA SCOTT
MGR. OF GAME PRODUCTION/
CHEERLEADERS



LEANNE SHIREMAN
PERSONNEL & BENEFITS
MANAGER



DON SHOOK
STADIUM OPERATIONS




CYNDI SLOAN
RECEPTIONIST



KENNY SMITH
STADIUM OPERATIONS



BOB STIRTON
INFORMATION SYSTEMS
MANAGER



TERI SWETNAM
SALES COORDINATOR




DANNY THOMAN
STADIUM OPERATIONS



KRIS TOWNSEND
COORD.: PAVILION
WOLFPACK/VOL. ACTIVITIES



SHANE WITTEGL
STADIUM OPERATIONS



STEVE WEISSMAN
SECURITY OFFICER



MIKE WELCH
PROJECT MANAGER
INFORMATION SYSTEMS



MARK WILLIAMS
PROJECT MANAGER
INFORMATION SYSTEMS



PRONUNCIATION GUIDE

Taje Allen	TAH-Jee
Dyshod Carter	DUH-shod
Muadianvita Kazadi	MAR-jon-VEE-tah ka-ZA-dee
Gus Ornstein	ORN-steen
Marcus Patton	MARV-cus
Mikhael Ricks	MICHAEL
Dan Stryzinski	Str-ZIN-ski
Jabbar Threats	THREETS
Casey Weigmann	WEG-man
Peter Giunta	JUNE-ta

CHIEFS RADIO NETWORK

For the 12th consecutive year, all Chiefs games will be carried in Kansas City by KCFX Radio/101.1 FM. The Chiefs Fox Football Radio Network, with KCFX as its anchor, extends throughout a seven-state region that includes Missouri, Kansas, Iowa, Nebraska, Oklahoma, Arkansas and Illinois. KCFX will broadcast all Chiefs preseason, regular season and playoff games live. One of the Midwest's most recognizable radio and television personalities, Mitch Holthus, handles the play-by-play duties for the eighth straight year. Named Kansas Sportscaster of the Year seven times, Holthus served as the voice of Kansas State athletics for 14 years and in addition to his Chiefs duties, he is also the lead TV play-by-play broadcaster for Fox Sports coverage of the Missouri Valley Conference. Adding the color analysis is Hall of Fame quarterback Len Dawson, the Chiefs all-time leading passer. Bill Grigsby, who has been on the Chiefs broadcast scene since the club's first year in Kansas City, will also provide expert commentary. Bob Gretz, sports director at KCFX, will add pre-game and post-game comments for the 12th straight season, in addition to in-game sideline updates.

CHIEFS RADIO VOICES: (left to right): Bill Grigsby, "Voice of the Chiefs" Mitch Holthus, Bob Gretz and Len Dawson.



2001 CHIEFS RADIO NETWORK AFFILIATE LIST

MISSOURI

CITY	STATION	CITY	STATION	CITY	STATION	CITY	STATION
BETHANY	KAAN/870 AM	KANSAS CITY	KCFX/101.1 FM	OSAGE BEACH	KRMS/1150 AM	WARRENSBURG	KOKO/1450 AM
	KAAN/95.5 FM	KIRKSVILLE	KRXL/94.5 FM	ROLLA	KXMO/95.3 FM	WEST PLAINS	KWPM/1430 AM
CAPE GIRARDEAU	KAPE/1550 AM	LEBANON	KLWT/1230 AM	SEDALIA	KSDO/92.1 FM	WILLOW SPRINGS	KUKU/1330 AM
(simulcast in Sikeston)	KRHW/1520 AM	MARSHALL	KMMO/1300 AM	SPRINGFIELD	KXUS/97.3 FM		KUKU/100.3 FM
CLINTON	KDKD/93.3 FM		KMMO/102.9 FM	ST. JOSEPH	KFEQ/680 AM		
COLUMBIA	KCMQ/96.7 FM	MONETT	KPMO/990 AM	STOCKTON	KRKL/107.7 FM		
JOPLIN	KJML/105.3 FM	NEOSHO	KBTN/1420 AM	THAYER	KALM/1290 AM		

KANSAS

CITY	STATION	CITY	STATION	CITY	STATION	CITY	STATION
ATCHISON	KAIR/1470 AM	GARDEN CITY	KKJQ/97.3 FM	MANHATTAN	KMAN/1350 AM	TOPEKA	WIBW/580 AM
BURLINGTON	KSNP/95.3 FM	GREAT BEND	KVGB/104.3 FM	OBERLIN	KFNH/101.1 FM		WIBW/97.3 FM
CHANUTE	KKOY/105.5 FM	HAYS	KKOY/101.9 FM	PARSONS	KLKC/1540 AM	WICHITA	KRZZ/96.3 FM
CLAY CENTER	KCLY/100.9 FM	HIAWATHA	KNZA/103.9 FM		KLKC/93.5 FM	WELLINGTON	KLEV/1130 AM
COFFEYVILLE	KGGF/690 AM	HUTCHINSON	KWBW/1450 AM	PHILLIPSBURG	KOMA/92.5 FM	WINFIELD	KKLE/1550 AM
DOGGE CITY	KGNO/AM	JUNCTION CITY	KJCK/1420 AM		KKAN/1490 AM		
EMPORIA	KFFX/104.9 FM	LARNED	KGTR/96.7 FM	PITTSBURG	KSEK/1340 AM		
FORT SCOTT	KMDI/1600 AM	LAWRENCE	KLWN/1320 AM	PRATT	KWLS/1290 AM		
	KOMB/103.9 FM	LIBERAL	KSLS/101.5 FM	SALINA	KINA/910 AM		

NEBRASKA

CITY	STATION	CITY	STATION
FALLS CITY	KTNC/1230 AM	LINCOLN	KFOR/1240 AM
GRAND ISLAND / HASTINGS / KEARNEY	KSYZ/107.7 FM	NEBRASKA CITY	KNCY/1600 AM
			KNCY/84.7 FM
		OMAHA	KOMJ/590 AM

ARKANSAS

CITY	STATION
MAMMOTH SPRINGS	KAMS/95.1 FM

ILLINOIS

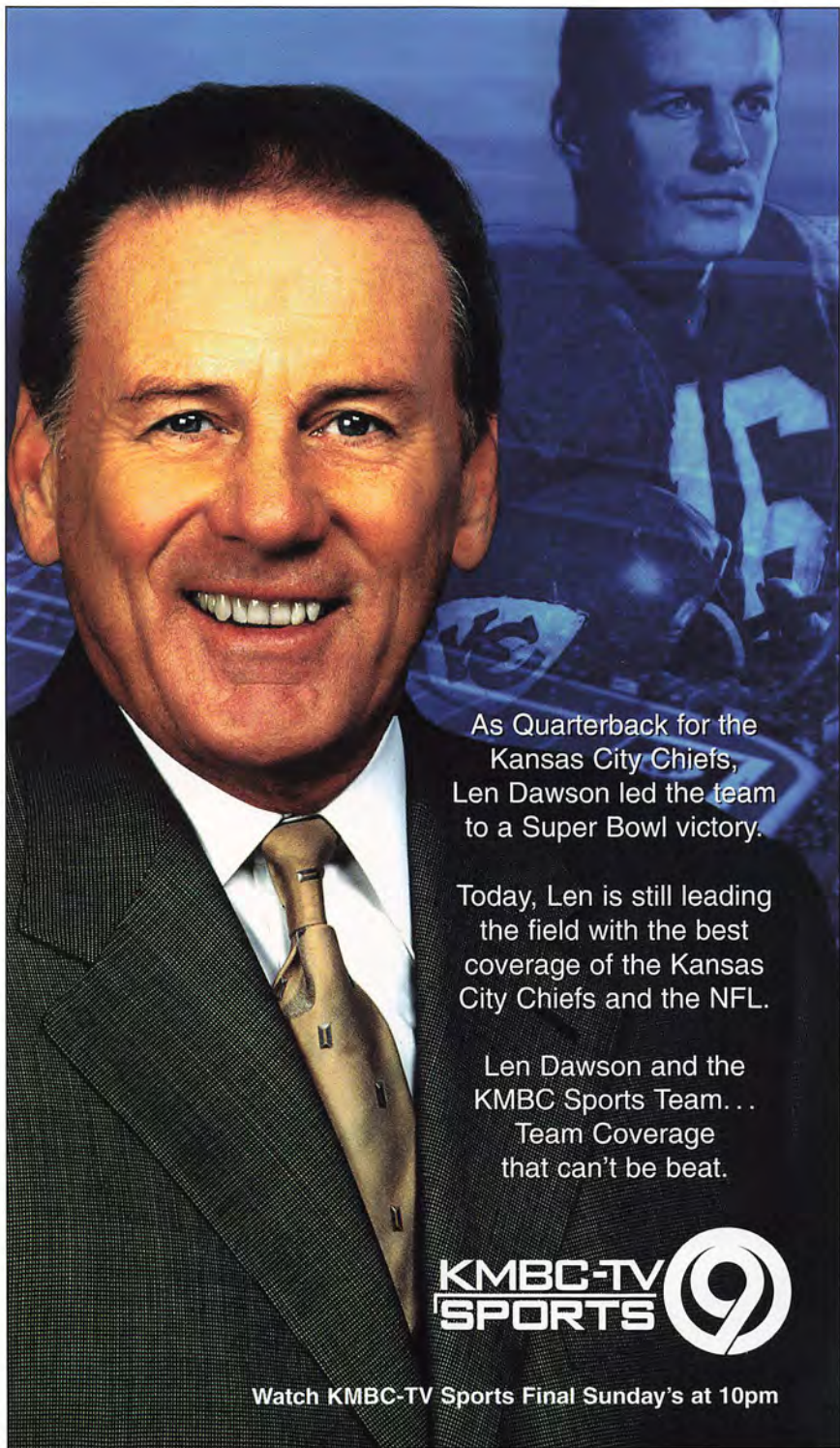
CITY	STATION
QUINCY	WTAD/930 AM

IOWA

CITY	STATION	CITY	STATION
ATLANTIC	KJAN/1220 AM	SIoux CITY	KWSL/1740 AM
DES MOINES	KWKY/1150 AM		

OKLAHOMA

CITY	STATION
BARTLESVILLE	KWON/1400 AM
TULSA	KAKC/1300 AM



As Quarterback for the
Kansas City Chiefs,
Len Dawson led the team
to a Super Bowl victory.

Today, Len is still leading
the field with the best
coverage of the Kansas
City Chiefs and the NFL.

Len Dawson and the
KMBC Sports Team...
Team Coverage
that can't be beat.

KMBC-TV
SPORTS 


Watch KMBC-TV Sports Final Sunday's at 10pm



Chiefs Fans...
This Bud's for you.



THE SIMULCAST GAME



OCTOBER 2, 2000

On October 2, 2000, the Truman Sports Complex set a new attendance record for a home Chiefs game when 82,893 fans piled into both Arrowhead and Kauffman Stadiums to watch a Monday Night Football match-up with Seattle. A capacity crowd of 78,502 viewed the action live in Arrowhead, while 4,391 fans watched the Chiefs defeat the Seahawks, 24-17, via simulcast on the video board in Kauffman Stadium. The Chiefs single-venue attendance record for a home game at Arrowhead remains at 82,094 when Kansas City defeated Oakland 27-14 on November 5, 1972.



Gatorade® Thirst Quencher is the official sports beverage
of the National Football League® ©1999 S-V-C

It's

in


the

NFL

is *it* in you?™



CHIEFS VETERANS



DERRICK ALEXANDER

WIDE RECEIVER • 6-2 • 206

MICHIGAN

UNRESTRICTED FREE AGENT (1998)

NFL: 8 (4TH WITH CHIEFS)

BORN: NOVEMBER 6, 1971

DETROIT, MICHIGAN

GP/GS: (105/86) PLAYOFFS: (2/2)



Pro Career: Big-play performer who is simply a threat to score every time he touches the ball ... A true home-run hitter who is unquestionably one of the most exciting offensive performers in the NFL today ... Enters his fourth campaign in a Kansas City uniform after signing as an unrestricted free agent with the Chiefs on March 2nd of '98 from Baltimore ... Is one of the league's most elusive open-field runners ... A sure-handed receiver who truly shows his talent once he gets into the secondary, turning even the shortest completions into dramatic gains ... Has an uncanny knack for evading some of the game's finest tacklers once he sees daylight ... Possesses all the skills to perplex opposing defenses with his outstanding hands, impressive strength and the necessary speed to stretch a secondary ... Is equally adept at making acrobatic grabs down the sideline or over the middle ... Superb size and leaping ability make him a reliable target in the red zone, as well ... Was somehow slighted in the Pro Bowl balloting a year ago after enjoying a record-breaking campaign in 2000 ... Became just the third WR in Chiefs history to win the club's Derrick Thomas Most Valuable Player Award after shattering Kansas City's single-season receiving mark with a career-high 1,391 yards ... Also earned the Chiefs nomination for the 2000 Walter Payton/NFL Man of the Year Award for his efforts in the community ... Tied a franchise record with six 100-yard receiving games in 2000 ... Paired with Pro Bowl TE Tony Gonzalez to form the most prolific receiving duo in team history as the pair caught a combined 171 passes for 2,594 yards, becoming the first tandem of 1,000-yard receivers in the Kansas City record book ... His 78 receptions were the third-best tally in team history and the most by a KC wideout since Carlos Carson had 80 in '83 ... Led the AFC by averaging an eye-popping 17.8 yards per catch, while his team-record 24 catches of 20+ yards were the league's fourth-highest tally ... Was also a frequent visitor to the end zone, hauling in 10 TD passes in 2000 to rank third in the AFC ... Appears poised for another big season working at the "Z" wide receiver post, where he has started the past three years ... Has registered four scoring plays of 80 or more yards the past two seasons, a remarkable feat considering that Kansas City had just one TD of 80+ yards in the previous eight campaigns ... Recorded the fourth-longest reception in the NFL in 2000 with an 81-yard TD bomb after producing three of the NFL's longest offensive plays in '99 ... Became the first wide receiver and just the third player (FB Kimble Anders - '97 and RB Tony Reed - '78) in franchise history to record both the club's longest run and longest reception in a season when he did it in '99 ... After just three seasons in the Red and Gold already ranks sixth in franchise annals with 3,125 receiving yards ... Is 11th in team history with 186 receptions and needs just 12 more catches to bypass Abner Haynes (197) for the 10th spot all-time ... With 14 more receptions, would become just the ninth player in team history with 200 receptions ... Owns 55 catches of 20 or more yards, the most of any Chiefs pass catcher since the club began tracking that stat in '90 ... Along with Gonzalez, has topped the 50-catch plateau each of the past three seasons, meaning only Anders (five), Chris Burford and Otis Taylor (four) have more 50-catch campaigns in team history ... Cracked the 1,000-yard barrier for the first time as a Chief in 2000, reaching that mark in a mere 11 games, tying Taylor ('66) as the fastest KC player to ever do so ... Now owns three 1,000-yard campaigns after doing it in back-to-back seasons with Baltimore in '96 and '97 ... During those two seasons with the Ravens, combined with Michael Jackson for 36 TD grabs, a mark equalled only by Minnesota's Cris Carter and Jake Reed over that span ... Has scored 38 career touchdowns in three different fashions, scoring 36 times as a receiver, once as a runner and one time as a punt returner ... An accomplished pass catcher who needs just 24 more catches to reach reception number 400 for his career and is 633 yards shy of reaching the 7,000-yard barrier ... Frequently gets his catches in big bunches with 21 career 100-yard receiving games to his credit (three with Cleveland, six with Baltimore and 12 with Kansas City) ... Those 12 100-yard games with the Chiefs tie him with Chris Burford for third in

franchise history ... Has seen duty in 105 regular season games (86 starts), catching 376 passes for 6,367 yards (16.9 avg.) with 36 touchdowns ... Owns 22 career kickoff returns for 432 yards (19.6 avg.) and 11 punt returns for 171 yards (15.5 avg.), including a 69-yard TD ... Has also rushed the ball 11 times for 149 yards, with an 82-yard TD ... Has one career fumble recovery to his credit, as well ... Started two playoff games for the Browns in '94, posting five catches for 69 yards ... Originally entered the NFL as the second of two first-round draft picks (29th overall) of the Cleveland Browns in '94. That pick was originally a compensatory pick awarded to the Philadelphia Eagles for the loss of Reggie White and was acquired by Cleveland in exchange for the Browns second-round pick in '94 (40th overall) and their second-round pick in '95 (58th overall). **At Kansas City (1998-00):** After sitting out his first game with Kansas City in '98 due to a rib injury, has seen action at WR in 47 straight games (45 starts) for the Chiefs ... Has produced three straight seasons with 50 or more receptions, giving him 186 receptions for 3,215 yards (16.9 avg.) and 16 TDs with Kansas City ... Also has five rushes for 127 yards, including an 82-yard score. **2000:** Started all 16 games at WR ... Received the club's Derrick Thomas Award as the club's MVP ... Had 78 catches for a team-record 1,391 yards (17.8 avg.) and 10 TDs, totals which were all career highs ... Also had three carries for 45 yards (15.0 avg.) ... His 78 receptions were the third-highest single-season total in franchise history, trailing only Gonzalez (93 in 2000) and Carlos Carson (80 in '83) ... Led the AFC in yards per catch (17.8 avg.) ... In the AFC, only Rod Smith - Denver (1,602) and Marvin Harrison - Indianapolis (1,413) had more receiving yards, while only Harrison (14) and Tim Brown - Oakland (11) had more receiving TDs ... Alexander and Gonzalez became the most prolific receiving duo in Chiefs history in 2000, combining for franchise records in receptions (171) and yards (2,594) by teammates, becoming the first pair of 1,000-yard pass catchers in team history. Andre Rison and Kimble Anders ('97 - 131 receptions) and Carlos Carson and Henry Marshall ('83 - 2,139 yards) held the former records ... His 78 receptions ranked as the third-highest total in team history, while his 10 TDs tied for fifth ... His 24 receptions of 20 or more yards were the most by a Chief since the club began tracking the stat in '90 which broke his own mark of 20 in '98. Only Smith (30), Torry Holt - St. Louis (30) and Randy Moss - Minnesota (25) had more, while Isaac Bruce - St. Louis also had 24 ... Tied for sixth in the NFL with three catches of 50 yards or more ... Had six 100-yard games, tying for the highest single-season total in team history (Taylor '66; Carlos Carson '83; Gonzalez '00) ... Only Smith (eight), Moss (eight), Harrison (eight) and Eric Moulds - Buffalo (seven) had more 100-yard games. Minnesota's Cris Carter and Holt also had six ... Moss and Carter joined Alexander and Gonzalez as the only other NFL teammates to each produce six or more 100-yard receiving games in 2000. Alexander and Gonzalez were the first duo in team history to each have four or more such games in a year ... Caught a team-high five passes for 50 yards and a 21-yard TD vs. Indianapolis (9/3), getting his 300th career reception and his 5,000th career yard in that contest ... Recorded a team-high five receptions for 54 yards and a 16-yard TD strike in the fourth quarter at Tennessee (9/10) ... Caught four passes for 48 yards vs. San Diego (9/17) ... Hauled in three passes for 35 yards at Denver (9/24), including a 22-yard game-winning TD strike with 2:21 left in the game ... Produced five catches for a season-high 153 yards (30.6 avg.) vs. Seattle (10/2). Accounted for 90 yards of a momentum changing three-play, 95-yard drive in the third quarter, getting a season-long 73-yard catch and a 17-yard TD strike ... Caught five passes for 78 yards vs. Oakland (10/15) ... Totaled five catches for 117 yards with a 30-yard TD pass vs. St. Louis (10/22) ... Collected four passes for 137 yards and tied a career high with two TDs (59 and 50 yards) at Seattle (10/29). It marked the first time the Chiefs produced a pair of 50+ offensive scoring plays in one game since WR Stephone Paige hauled in TD passes of 56 and 84 yards vs. San Diego (12/22/85) ... Recorded his third straight 100-yard receiving game and his second consecutive two-TD game with a career-high nine catches for 139 yards and a pair of TDs (nine and 48 yards) at Oakland (11/5) ... Caught two passes for 48 yards at San Francisco (11/12) ... Had seven catches for 146 yards vs. Buffalo (11/19) and added one carry for eight yards ... Hauled in four passes for 67 yards at San Diego (11/26) ... Produced five catches for 116 yards and an 81-yard TD at New England (12/4). The 81-yard score was the fourth-longest pass play in the NFL in 2000 and tied as the fourth-longest reception of his career ... Collected six passes for 81 yards vs. Carolina (12/10) and gained 26 yards on an end around to gain a first down which allowed the Chiefs to run out the clock in a 15-14 win ... Totaled five catches for 79 yards and one carry for 11 yards vs. Denver (12/17) ... Caught four passes for 43 yards at Atlanta (12/24), surpassing Carson's team single-season receiving yardage mark in that contest. **1999:** Played in all 16 games for the first time in his pro career, getting 15 starts ... Led all Chiefs wideouts and ranked second on the squad behind Pro Bowl TE Tony Gonzalez with 54 catches for 832 yards (15.4 avg.) and a pair of scores ... Also had two carries for 82 yards, including that 82-yard TD ... Produced three of the NFL's 10-longest offensive plays and was the only player with more than one ... That 82-yard TD jaunt was the longest rushing play in the entire league a year ago and tied as the second-longest run in Chiefs history ... In fact, Alexander's three offensive plays of 70+ yards in '99 were more than 28 other teams in the league combined for all season (all but Baltimore and Denver) ... Recorded two of his five longest career receptions and led the club with 11 catches of 20 or more yards ... Joined Gonzalez as two of just 10 players in Chiefs history to own 50 or more

receptions in two or more seasons ... Produced six catches for 154 yards and a TD at Chicago (9/12), including an 86-yard TD reception, the longest TD reception of his career, his longest catch as a member of the Chiefs, the longest pass play of the year in the AFC and the fifth-longest reception of the season in the NFL ... Collected six catches for 117 yards vs. Denver (9/19), giving him back-to-back 100-yard games for the second time as a Chief ... Recorded his first carry as a Chief for no gain at San Diego (10/3) ... Tallied two catches for 25 yards vs. New England (10/10) before leaving the contest in the second quarter due to a rib contusion ... Posted two catches for 113 yards, including an 81-yard TD bomb off a perfectly-executed play-action fake which sucked in both the corner and the safety, giving him a clear path to paydirt vs. San Diego (10/31). It was the seventh-longest pass reception in the NFL on the year and tied as the fourth-longest grab of his career ... Missed his only start of the year when the club opened in a two-TE formation at Indianapolis (11/7) ... Recorded a team-high seven receptions for 41 yards at Tampa Bay (11/14) ... Had a season-high eight receptions for 101 yards vs. Seattle (11/21). It was his 15th career 100-yard receiving game, his sixth as a Chief and his fourth of the season ... Tallied two receptions for 20 yards and scored on a career-long 82-yard reverse vs. Pittsburgh (12/18), the longest rushing play of the year in the NFL. It was his first career rushing TD and tied for the second-longest run in Chiefs history with the late Joe Delaney who also posted an 82-yard jaunt vs. Denver (10/18/81) ... Posted four receptions for 42 yards at Seattle (12/26). **1998:** Although slowed by a painful rib injury to start his debut campaign in Kansas City, was red hot by the season's end, missing his third straight 1,000-yard season by a mere eight yards ... Played in 15 games with 14 starts ... Ranked third on the squad with 54 receptions which went for a team-high 992 yards, giving him a career-best 18.4 yards-per-catch average, as well as four touchdowns ... Was hindered by injuries to start the year, catching just five passes for 69 yards (13.8 avg.) in the club's first five games ... Quickly heated up over the final 11 games, hauling in 49 passes for 923 yards, including all four of his touchdowns ... Also accounted for 20 of the club's 42 (47.6%) passing plays of 20+ yards on the year ... Suffered a costal cartilage injury to his rib cage in a preseason game at Minnesota (8/15), forcing him to miss the final two preseason contests and the season opener vs. Oakland (9/6) ... Started his first game as a Chief at Jacksonville (9/13), grabbing two passes for 41 yards ... First score in a Kansas City uniform came on an eight-yard pass at New England (10/11) ... Did not start, but had a season-long 65-yard catch and scamper vs. Pittsburgh (10/26) ... Made three catches for 76 yards, including his 200th career reception vs. the N.Y. Jets (11/1) ... Hauled in seven passes for a team-high 91 yards at Seattle (11/8) ... Had the second-biggest receiving day of his career, catching five passes for a whopping 173 yards and a 35-yard TD at San Diego (11/22). Produced four plays of 30+ yards and drew two pass interference calls for 62 yards, as well ... Recorded the third two-touchdown performance of his career with 15 and 30-yard scoring grabs vs. Arizona (11/29), catching six passes for 116 yards to become the first Kansas City receiver to record back-to-back 100-yard receiving games since J.J. Birden in '94 ... Made six receptions for 97 yards at the N.Y. Giants (12/20), surpassing the 4,000-yard career receiving mark. **At Baltimore (1996-97):** Spent two seasons in Baltimore after the franchise moved from Cleveland following the '95 campaign ... Played in 30 games (27 starts) for the Ravens, hauling in 127 passes for 2,108 yards, (16.5 avg.) with 18 scores ... Added four rushes for 12 yards, two punt returns for 49 yards and one kickoff runback for 13 yards. **1997:** Played in 15 contests with 13 starts for Ted Marchibroda's club ... Chalked up a career-high 65 receptions with a team-leading 1,009 yards (15.5 avg.) to break the 1,000-yard barrier for the second consecutive season ... Also tied a personal-best with nine TD catches, a figure which ranked fourth in the AFC, while his yardage tally put him ninth in the conference ... Had one punt return for 34 yards along with one carry for no gain ... Posted three 100-yard games, including two in the season's final three weeks ... Recorded a career-high eight catches for 104 yards vs. Cincinnati (9/7) ... Pulled down five passes for 57 yards and a 22-yard score at the N.Y. Giants (9/14) ... Recorded the second two-TD day of his career with scoring grabs of 25 and five yards at Tennessee (9/21) ... Registered two catches for 32 yards and added a 34-yard punt return at San Diego (9/28) ... Caught six passes for 79 yards with one TD vs. Pittsburgh (10/5) and produced those same numbers the next week vs. Miami (10/19) ... Had three catches for 58 yards with a 13-yard score at Washington (10/26) ... Recorded his fourth straight game with a TD, catching a 16-yard Vinny Testaverde strike with three seconds remaining at the N.Y. Jets (11/2) to knot the score at 16-16 and send the game into OT ... Did not open vs. Philadelphia (11/16), but had four catches for 39 yards ... Did not play at Jacksonville (11/30) ... Had a 15-yard score vs. Tennessee (12/14) ... Came off the bench to enjoy a stellar day vs. Seattle (12/7), pulling down six catches for 150 yards, including a 92-yard haul, the longest catch of his career, the longest in Ravens history and the biggest pass play in the entire NFL in '97. That yardage total was the third-best of his career and the second-best in franchise annals ... Had a five-catch, 111-yard performance at Cincinnati (12/21) including an 83-yard TD bomb from Eric Zeier in that contest, the second-longest scoring grab of his career. **1996:** Played in 15 games (14 starts) in the Ravens inaugural season in Baltimore ... Corralled 62 catches for 1,099 yards and nine TDs, including three 100-yard efforts ... His 1,099 yards were eighth in the AFC, while his TD tally tied for fifth ... Paired with Michael Jackson to form one of the NFL's four 1,000-yard receiving tandems joining

Jacksonville's Jimmy Smith and Keenan McCardell, Minnesota's Cris Carter and Jake Reed and Detroit's Herman Moore and Brett Perriman ... Caught two passes for 57 yards, including a 48-yarder in the Ravens Inaugural game vs. Oakland (9/1) ... Recorded a team-high six receptions for 67 yards at Pittsburgh (9/8), including a 17-yard TD reception, the first TD catch in Ravens history ... Had a season-long 64-yard TD catch vs. New Orleans (9/29) ... Grabbed six passes for 123 yards and a 16-yard TD vs. New England (10/6), joining Jackson who had 128 yards, for a dual 100-yard receiving effort ... Recorded the first multi-touchdown day of his pro career at Indianapolis (10/13), pulling down five passes for 96 yards with TDs of 23 and five yards ... Totaled his highest output of the year with a six-catch, 126-yard performance at Denver (10/20) ... Had four receptions for 64 yards, including a 13-yard TD reception in the fourth quarter to give Baltimore a 24-23 lead in a 37-31 OT win vs. St. Louis (10/27) ... Posted a 17-yard score vs. Cincinnati (11/3) and caught a 21-yard TD pass at Jacksonville (11/10) ... Earned AFC Offensive Player of the Week honors after hauling in seven passes for a career-best 198 yards in a 31-17 win vs. Pittsburgh (12/1). Caught five passes (53, 44, 28, 24 and 17 yards) for 166 yards with a 24-yard TD in the second quarter alone. His 198 yards were a Ravens record and the fifth-best total in the NFL all season ... Gained one yard on a reverse at Cincinnati (12/8) ... Did not play in season finale vs. Houston (12/22) with a shoulder injury suffered at Carolina (12/15). **At Cleveland (1994-95):** Spent first two seasons of his pro tenure with the Cleveland Browns before the franchise relocated to Baltimore after the '95 season ... Saw action in 28 games (14 starts), catching 63 passes for 1,044 yards (16.6 avg.) with two TDs ... Added 21 kickoff returns for 219 yards (20.0 avg.) and nine punt runbacks for 122 yards (13.6 avg.), including one touchdown ... Also contributed five rushes for 67 yards (13.4 avg.). **1995:** Was slowed by a leg injury but still saw action in 14 games with two starts, catching 15 passes for 216 yards (14.4 avg.) ... Led team with a 13.6-yard punt return average, running back nine boots for 122 yards with a 69-yard TD ... Ranked second on the squad with a 20.0-yard kickoff return average on 21 returns ... Had three catches for a season-high 92 yards, including a 40-yard grab vs. Tampa Bay (9/10) ... Bolted 69 yards for a touchdown on punt return and had a career-long 29-yard rush on a reverse vs. Buffalo (10/2) ... Grabbed a season-best six catches for 44 yards in a start at Detroit (10/8) ... Was inactive vs. Jacksonville (10/22) and at Cincinnati (10/29) with a lower leg injury ... Returned three kickoffs 78 yards, including a career-long 42-yard effort at Minnesota (12/9) ... Started the regular season finale at Jacksonville (12/24), but did not catch a pass. **1994:** Played in 14 games (12 starts), snaring 48 receptions for 828 yards (17.3 avg.) with two TDs, becoming the first rookie to lead the Browns in receiving yardage since Paul Warfield in '64 ... Both his reception and yardage totals ranked second among NFL rookies (Indianapolis' Marshall Faulk had 52 catches for 522 yards and Cincinnati's Darnay Scott had 866 yards on 46 receptions) ... Added four rushes for 38 yards ... A member of *Football News*' all-rookie squad ... Did not play in the season-opener at Cincinnati (9/4) ... Recorded the first two receptions of his career with catches of 22 and 10 yards vs. Pittsburgh (9/11) ... First NFL start came vs. Arizona (9/18) and responded by producing six catches for 136 yards with an 81-yard TD reception, marking his first pro TD and first pro 100-yard receiving effort ... Led all receivers with seven receptions for 105 yards vs. the N.Y. Jets (10/2) ... Was inactive at Philadelphia (11/3) with a sprained ankle ... Best outing of the year came vs. the N.Y. Giants (12/4) when he hauled in seven passes for 177 yards ... Started both of the club's playoff games, snaring five receptions for 69 yards in his first postseason appearance vs. New England (1/1/95) ... Did not catch a pass at Pittsburgh (1/7/95).

College: Enjoyed a stellar collegiate career at the University of Michigan, catching 120 passes for 1,909 yards with 21 TDs ... Also scored four times on punt returns, tying a Wolverine record ... Finished his career ranked fourth on Michigan's all-time reception list, fifth in receiving yardage and third in receiving TDs ... During three of his seasons ('90-92) in Ann Arbor, he was on the receiving end of passes from former Chiefs QB Elvis Grbac, who was a four-year starter for the Wolverines ... As a senior in '93, led the club with 35 receptions for 621 yards (17.7 yard avg.) and four TDs when those passes were coming courtesy of current Kansas City QB Todd Collins ... Returned 16 punts for 163 yards and two TDs, becoming the first Michigan player to score twice on punt returns in two seasons (also did it in '92) ... Earned first-team All-America honors as a junior in '92, leading the team with 50 receptions for 740 yards and a career-high 11 TDs ... Returned two punts for scores, finishing with 343 yards on 25 runbacks (13.7-yard average) ... Had four TD receptions vs. Minnesota, including three in the first quarter, setting a Michigan record and tying a Big 10 mark shared by Reggie Arnold (Purdue, '77) and Quinn Early (Iowa, '87) ... Played in only one game in '91 before suffering a season ending knee injury vs. Boston College and was granted a medical redshirt ... Finished second on the team with 31 receptions for 450 yards and six TDs as a sophomore in '90 ... Graduated with a degree in Sports Management from Michigan.

Personal: Was a three-time All-League and All-State performer at Detroit's Benedictine High School ... Won the Catholic League's Male Athlete of the Year Award as a senior after gaining 3,711 all-purpose yards and 16 touchdowns that season ... Was also a three-time All-State honoree in track, winning the state Class B 200-meter title and placing second in the long jump ... Dedicated the '96 season to his late brother, Garrett, who passed away during training camp of that year from

lung failure at age 33 ... Switched his uniform number from 85 to 82 when it became available in '96 to honor another brother, Steven, who also tragically passed away and wore 82 as a high school player ... Formed the "Derrick Alexander Foundation" in '99 which works with Solace House, a home for grieving children and families in the Kansas City area. Through Solace House, Alexander honors the lives of his brothers and his family. Following every touchdown he makes, he raises his hands above his head to symbolize a rooftop as a sign of solidarity with the children and families of Solace House ... The "Catch and Care" program initiated by Alexander's foundation has raised over \$100,000 for Solace House in just its first two seasons ... Was named to the "Top 100 Good Guys" list which recognizes the top community performers in pro sports ... Appeared on Wheel of Fortune's "NFL Players Week" which aired the week of Super Bowl XXXIII, showing out Chicago's Curtis Conway and Carolina's Wesley Walls on the championship playoff show. Won a grand total of \$38,150 during the week which all went towards his foundation ... His parents John and Marion travel to Kansas City from their home in Michigan for every Chiefs home game. They've attended all of Derrick's home games in the NFL, at the University of Michigan and at Benedictine High School ... Full name: Derrick Scott Alexander ... Married, wife Kim with a daughter, Alexis (2) ... The Alexanders reside in Leawood, Kansas.

ALEXANDER'S NFL STATISTICS													
		RECEIVING						RUSHING					
Year	Team	G-S	No.	Yds.	Avg.	LG	TD	No.	Yds.	Avg.	LG	TD	
1994	Cleveland	14-12	48	828	17.3	81	2	4	38	9.5	25	0	
1995	Cleveland	14-2	15	216	14.4	40	0	1	29	29.0	29	0	
1996	Baltimore	15-14	62	1,099	17.7	64	9	3	0	0.0	12	0	
1997	Baltimore	15-13	65	1,009	15.5	92	9	1	0	0.0	0	0	
1998	Kansas City	15-14	54	992	18.4	65	4	0	0	0.0	--	0	
1999	Kansas City	16-15	54	832	15.4	86	2	2	82	41.0	82	1	
2000	Kansas City	16-16	78	1,391	17.8	81	10	3	45	15.0	26	0	
Totals		105-86	376	6,367	16.9	92	36	14	194	13.9	82	1	
		PUNT RETURNS						KICKOFF RETURNS					
Year	Team	No.	FC	Yds.	Avg.	LG	TD	No.	Yds.	Avg.	LG	TD	
1994	Cleveland	0	0	0	0.0	--	0	0	0	0.0	--	0	
1995	Cleveland	9	0	122	13.6	69	1	21	419	20.0	42	0	
1996	Baltimore	1	0	15	15.0	15	0	1	13	13.0	13	0	
1997	Baltimore	1	0	34	34.0	34	0	0	0	0.0	--	0	
1998	Kansas City	0	0	0	0.0	--	0	0	0	0.0	--	0	
1999	Kansas City	0	0	0	0.0	--	0	0	0	0.0	--	0	
2000	Kansas City	0	0	0	0.0	--	0	0	0	0.0	--	0	
Totals		11	0	171	15.5	69	1	22	432	19.6	42	0	
Additional Stats: Recovered a fumble in '95.													
POSTSEASON													
		RECEIVING						RUSHING					
Year	Team	G-S	No.	Yds.	Avg.	LG	TD	No.	Yds.	Avg.	LG	TD	
1994	Cleveland	2-2	5	69	13.8	23	0	0	0	0.0	--	0	
Totals		2-2	5	69	13.8	23	0	0	0	0.0	--	0	
SINGLE GAME CAREER HIGHS													
Pass Receptions: 9 at Oakland (11/5/00) 8 vs. Cincinnati (9/7/97) vs. Seattle (11/21/99)							Rushing Attempts: 1, 14 times, last vs. Denver (12/17/00)						
Receiving Yards: 198 vs. Pittsburgh (12/1/96)							Rushing Yards: 82 vs. Pittsburgh (12/18/99)						
Long Reception: 92 vs. Seattle (12/7/97)							Long Run: 82 vs. Pittsburgh (12/18/99)						
Long TD Reception: 86 at Chicago (9/12/99)							Rushing TDs: 1 vs. Pittsburgh (12/18/99)						
Receiving TDs: 2 vs. Indianapolis (10/13/96) at Tennessee (9/21/97) vs. Arizona (11/29/98) at Seattle (10/29/00) at Oakland (11/5/00)							Punt Returns: 2 at Pittsburgh (11/13/95)						
							Punt Return Yards: 69 vs. Buffalo (10/2/95)						
							Long Punt Return: 69 vs. Buffalo (10/2/95)						
							Punt Return TDs: 1 vs. Buffalo (10/2/95)						
							KO Returns: 5, twice, last at Pittsburgh (11/13/95)						
							KO Return Yards: 100 at San Diego (12/3/95)						
							Long Kickoff Return: 42 at Minnesota (12/9/95)						
STREAKS & MILESTONES: Ranks 11th on the Chiefs all-time receiving chart with 186 catches and needs 12 more to surpass Abner Haynes (197) for the 10th spot and 15 more to bypass Fred Arbanas (198) for ninth position. Needs 14 more receptions to become the ninth player in team history with 200 catches. Is 14 starts away from opening his 100th NFL contest. Has started 24 consecutive games													

ALEXANDER'S GAME-BY-GAME STATISTICS

Receiving

1994 - Cleveland Browns

Date	Opponent	No.	Yds.	Avg.	LG	TD
<i>Did Not Play</i>						
9/4	@ Cincinnati					
9/11	Pittsburgh	2	32	16.0	22	0
*9/18	Arizona	6	136	22.7	81	1
*9/25	@ Indianapolis	2	27	13.5	20	0
*10/2	N.Y. Jets	7	105	15.0	27	0
*10/13	@ Houston	3	28	9.3	14	0
*10/23	Cincinnati	3	77	25.7	44	0
*10/30	@ Denver	5	76	15.2	24	0
*11/6	New England	1	20	20.0	20	0
11/13	@ Philadelphia					
<i>Inactive</i>						
11/20	@ Kansas City	0	0	0.0	--	0
*11/27	@ Houston	2	35	17.5	21	0
*12/4	N.Y. Giants	7	171	24.4	60	0
*12/10	@ Dallas	0	0	0.0	--	0
*12/18	@ Pittsburgh	5	74	14.8	31	0
*12/24	@ Seattle	5	47	9.4	13	1
Playoffs						
*1/1	New England	5	69	13.8	23	0
*1/7	@ Pittsburgh	0	0	0.0	--	0

Receiving

1995 - Cleveland Browns

Date	Opponent	No.	Yds.	Avg.	LG	TD
9/3	@ New England	0	0	0.0	--	0
9/10	Tampa Bay	3	92	30.7	40	0
9/17	@ Houston	0	0	0.0	--	0
9/24	Kansas City	0	0	0.0	--	0
10/2	Buffalo	1	10	10.0	10	0
*10/8	@ Detroit	6	44	7.3	17	0
10/22	Jacksonville					
<i>Inactive</i>						
10/29	@ Cincinnati					
<i>Inactive</i>						
11/5	Houston	2	18	9.0	12	0
11/13	@ Pittsburgh	0	0	0.0	--	0
11/19	Green Bay	0	0	0.0	--	0
11/26	Pittsburgh	0	0	0.0	--	0
12/3	@ San Diego	1	21	21.0	21	0
12/9	@ Minnesota	2	31	15.5	19	0
12/17	Cincinnati	0	0	0.0	--	0
*12/24	@ Jacksonville	0	0	0.0	--	0

Receiving

1996 - Baltimore Ravens

Date	Opponent	No.	Yds.	Avg.	LG	TD
*9/1	Oakland	2	57	28.5	48	0
*9/8	@ Pittsburgh	6	67	11.2	17	1
*9/15	@ Houston	6	38	6.3	9	0
*9/29	New Orleans	2	83	41.5	64	1
*10/6	New England	6	123	20.5	41	1
*10/13	@ Indianapolis	5	96	19.2	24	2
*10/20	@ Denver	6	126	21.0	41	0
10/27	St. Louis	4	64	16.0	27	1
*11/3	Cincinnati	4	56	14.0	17	1
*11/10	@ Jacksonville	4	65	16.3	22	1
*11/17	@ San Francisco	3	32	10.7	15	0
*11/24	@ Jacksonville	4	68	17.0	25	0
*12/1	Pittsburgh	7	198	28.3	53	1
*12/8	@ Cincinnati	2	20	10.0	10	0
*12/15	@ Carolina	1	6	6.0	6	0
12/22	Houston					
<i>Did Not Play</i>						

Receiving

1997 - Baltimore Ravens

Date	Opponent	No.	Yds.	Avg.	LG	TD
*8/31	Jacksonville	2	23	11.5	12	0
*9/7	Cincinnati	8	104	13.0	45	0
*9/14	@ N.Y. Giants	5	57	11.4	22	1
*9/21	@ Tennessee	5	66	13.2	25	2
*9/28	@ San Diego	2	32	16.0	19	0
*10/5	Pittsburgh	6	79	13.2	20	1

*10/19	Miami	6	79	13.2	34	1
*10/26	@ Washington	3	58	19.3	33	1
*11/2	@ N.Y. Jets	5	69	13.8	18	1
*11/9	@ Pittsburgh	3	47	15.7	20	0
11/16	Philadelphia	4	39	9.8	20	0
*11/23	Arizona	3	48	16.0	23	0
11/30	@ Jacksonville					
<i>Did Not Play</i>						
12/7	Seattle	6	150	25.0	92	0
*12/14	Tennessee	2	47	23.5	32	1
*12/21	@ Cincinnati	5	111	22.2	83	1

Receiving

1998 - Kansas City Chiefs

Date	Opponent	No.	Yds.	Avg.	LG	TD
9/6	Oakland					
<i>Inactive/Ribs</i>						
*9/13	@ Jacksonville	2	41	20.5	27	0
*9/20	San Diego	0	0	0.0	--	0
*9/27	@ Philadelphia	2	19	9.5	11	0
*10/4	Seattle	1	9	9.0	9	0
*10/11	@ New England	3	43	14.3	25	1
10/26	Pittsburgh	1	65	65.0	65	0
*11/1	N.Y. Jets	3	76	25.3	34	0
*11/8	@ Seattle	7	91	13.0	21	0
*11/16	Denver	4	61	15.3	23	0
*11/22	@ San Diego	5	173	34.6	41	1
*11/29	Arizona	6	116	19.3	30	2
*12/6	@ Denver	6	68	11.3	20	0
*12/13	Dallas	5	53	10.6	17	0
*12/20	@ N.Y. Giants	6	97	16.1	28	0
*12/26	@ Oakland	3	80	26.7	37	0

Receiving

1999 - Kansas City Chiefs

Date	Opponent	No.	Yds.	Avg.	LG	TD
*9/12	@ Chicago	6	154	25.7	86	1
*9/19	Denver	6	117	19.5	49	0
*9/26	Detroit	3	69	23.0	37	0
*10/3	@ San Diego	1	14	14.0	14	0
*10/10	New England	2	25	12.5	17	0
*10/21	@ Baltimore	0	0	0.0	--	0
*10/31	San Diego	2	113	56.5	81	1
11/7	@ Indianapolis	3	42	14.0	19	0
*11/14	@ Tampa Bay	7	41	5.9	12	0
*11/21	Seattle	8	101	12.6	25	0
*11/28	@ Oakland	3	26	8.7	15	0
*12/5	@ Denver	3	29	9.7	16	0
*12/12	Minnesota	3	21	7.0	11	0
*12/18	Pittsburgh	2	20	10.0	20	0
*12/26	@ Seattle	4	42	10.5	15	0
*1/2	Oakland	1	18	18.0	18	0

Receiving

2000 - Kansas City Chiefs

Date	Opponent	No.	Yds.	Avg.	LG	TD
*9/3	Indianapolis	5	50	10.0	21	1
*9/10	@ Tennessee	5	54	10.8	16	1
*9/17	San Diego	4	48	12.0	17	0
*9/24	@ Denver	3	35	11.7	22	1
*10/2	Seattle	5	153	30.6	73	1
*10/15	Oakland	5	78	15.6	26	0
*10/22	St. Louis	5	117	23.4	31	1
*10/29	@ Seattle	4	137	34.3	59	2
*11/5	@ Oakland	9	139	15.4	48	2
*11/12	@ San Francisco	2	48	24.0	40	0
*11/19	Buffalo	7	146	20.9	35	0
*11/26	@ San Diego	4	67	16.8	41	0
*12/4	@ New England	5	116	23.2	81	1
*12/10	Carolina	6	81	13.5	21	0
*12/17	Denver	5	79	15.8	25	0
*12/24	@ Atlanta	4	43	10.8	23	0

* Indicates Games Started.



ALEXANDER VS. THE NFL
1994-00
(REGULAR SEASON)



Team	G-S	No.	Yds.	Avg.	LG	TD	100-Yard Games
Arizona	3-3	15	300	20.0	81	3	2
Atlanta	1-1	4	43	10.8	23	0	0
Baltimore	1-1	0	0	0.0	--	0	0
Buffalo	2-1	8	156	19.5	35	0	1
Carolina	2-2	7	87	12.4	21	0	0
Chicago	1-1	6	154	25.7	86	1	1
Cincinnati	7-5	22	368	16.7	83	2	2
Cleveland	0-0	0	0	0.0	--	0	0
Dallas	2-2	5	53	10.6	17	0	0
Denver	8-8	38	591	15.6	49	1	2
Detroit	2-2	9	113	12.6	37	0	0
Green Bay	1-0	0	0	0.0	--	0	0
Indianapolis	4-3	15	215	14.3	24	3	0
Jacksonville	5-5	12	197	16.4	25	1	0
Kansas City	2-0	0	0	0.0	--	0	0
Miami	1-1	6	79	13.2	34	1	0
Minnesota	2-1	5	52	26.0	19	0	0
New England	6-5	17	327	19.2	81	3	2
New Orleans	1-1	2	83	41.5	64	1	0
N.Y. Giants	3-3	18	325	18.1	60	1	1
N.Y. Jets	3-3	15	250	16.7	34	1	1
Oakland	6-6	23	398	17.3	48	2	1
Philadelphia	2-2	6	58	9.7	20	0	0
Pittsburgh	10-6	32	582	18.2	65	3	1
St. Louis	2-1	9	181	20.1	31	2	1
San Diego	8-7	19	468	24.6	81	2	2
San Francisco	2-2	5	80	16.0	40	0	0
Seattle	8-7	40	730	18.3	92	4	4
Tampa Bay	2-1	10	133	13.3	40	0	0
Tennessee	7-5	25	286	11.4	32	4	0
Washington	1-1	3	58	19.3	33	1	0
Totals	105-86	376	6,367	16.9	92	36	21



ALEXANDER'S 100-YARD RECEIVING GAMES (21)



Date	Opponent	No.	Yds.	Avg.	LG	TD	Date	Opponent	No.	Yds.	Avg.	LG	TD
*9/18/94	Arizona	6	136	22.7	81	1	†10/2/00	Seattle	5	153	30.6	73	1
*10/2/94	N.Y. Jets	7	105	15.0	27	0	†10/22/00	St. Louis	5	117	23.4	31	1
*12/4/94	N.Y. Giants	7	171	24.4	60	0	†10/29/00 @	Seattle	4	137	34.3	59	2
*10/6/96	New England	6	123	20.5	41	1	†11/5/00 @	Oakland	9	139	15.4	48	2
#10/20/96 @	Denver	6	126	21.0	41	0	†11/19/00	Buffalo	7	146	20.9	35	0
#12/1/96	Pittsburgh	7	198	28.3	53	1	†12/4/00 @	New England	5	116	23.2	81	1
#9/7/97	Cincinnati	8	104	13.0	45	0							
#12/7/97	Seattle	6	150	25.0	92	0							
#12/21/97 @	Cincinnati	5	111	22.2	83	1							
†11/22/98 @	San Diego	5	173	34.6	41	1							
†11/29/98	Arizona	6	116	19.3	30	2							
†9/12/99 @	Chicago	6	154	25.7	86	1							
†9/19/99	Denver	6	117	19.5	49	0							
†10/31/99	San Diego	2	113	56.5	81	1							
†11/21/99	Seattle	8	101	12.6	25	0							

CHIEFS RECORD BOOK
MOST 100-YARD RECEIVING GAMES,
CAREER

1. Otis Taylor, 1965-75 20
2. Carlos Carson, 1980-88 18
3. Chris Burford, 1960-67 12
4. **Derrick Alexander, 1998-00 12**
5. Stephone Paige, 1983-91 10

* with Cleveland # with Baltimore † with Kansas City



CHIEFS RECORD BOOK
MOST RECEIVING YARDS,
SEASON



1. **Derrick Alexander, 2000 1,391**
2. Carlos Carson, 1983 1,351
3. Otis Taylor, 1966 1,297
4. Tony Gonzalez, 2000 1,203
5. Otis Taylor, 1971 1,110



CHIEFS RECORD BOOK
MOST RECEPTIONS
SEASON



1. Tony Gonzalez, 2000 93
2. Carlos Carson, 1983 80
3. **Derrick Alexander, 2000 78**
4. Tony Gonzalez, 1999 76
5. Andre Rison, 1997 72



CHIEFS RECORD BOOK
MOST 20+ YARD
RECEPTIONS, SEASON



1. Derrick Alexander, 2000 24
 2. Derrick Alexander, 1998 20
 3. Andre Rison, 1997 17
 4. Stephone Paige, 1990 15
 5. Tony Gonzalez, 2000 16
- *Stat kept since '90.



CHIEFS RECORD BOOK
MOST 20+ YARD
RECEPTIONS, CAREER



1. Derrick Alexander, 1998-00 55
 2. Willie Davis, 1991-95 53
 3. J.J. Birden, 1990-94 43
 4. Tony Gonzalez, 1997-00 33
 5. Andre Rison, 1997-99 25
- *Stat kept since '90.



LONG RANGE BOMBER
ALEXANDER'S 10 LONGEST OFFENSIVE PLAYS



Play	Opponent	Date	Play	Opponent	Date
1. 92-yard reception	Seattle	12/7/97	81-yard TD reception	San Diego	10/31/99
2. 86-yard TD reception	@ Chicago	9/12/99	81-yard TD reception	@ New England	12/4/00
3. 83-yard TD reception	@ Cincinnati	12/21/97	8. 73-yard reception	Seattle	10/2/00
4. 82-yard TD run	Pittsburgh	12/18/99	9. 65-yard reception	Pittsburgh	10/26/98
5. 81-yard TD reception	Arizona	9/18/94	10. 64-yard TD reception	New Orleans	9/29/96



DARNELL
ALFORD

TACKLE - 6-4 - 328

BOSTON COLLEGE
DRAFT (NO. 6 - 2000)
NFL: 2 (2ND WITH CHIEFS)
BORN: JUNE 11, 1977
FREDERICKSBURG, VIRGINIA
GP/GS: (1/0) PLAYOFFS: (0/0)



Pro Career: Powerful run blocker and steady pass protector entering his second campaign in Kansas City ... Could be a prospect to see duty at either guard or tackle for the Chiefs in 2001 ... Played both right and left tackle during his tenure at Boston College, but worked primarily at the right tackle post for the Chiefs a year ago ... Saw his lone regular season game duty at left guard in 2000 and could see more extensive time working at the guard post this season ... Owns a wealth of talent and continues to hone his technique working on the offensive front ... Provides the Chiefs with yet another talented, young offensive lineman ... Is reunited in Kansas City with former college teammate, RB Mike Cloud, who the Chiefs tabbed in the second round of the '99 NFL Draft ... Was active for four games a year ago, seeing duty in one contest ... Joined the Chiefs as the club's sixth-round selection (188th overall) in the 2000 draft. **2000:** Was active for four games, playing in one contest ... Was active at Tennessee (9/3), but did not play ... Took one snap at left guard in place of an injured Jeff Blackshear vs. Carolina (12/10) ... Was active vs. Denver (12/17) and at Atlanta (12/24), but did not play.

College: Started 31 of 33 career games during three seasons at Boston College ... Was one of the key components in a Boston College offensive line that helped Cloud become the school's all-time leading rusher with 3,597 yards ... In three collegiate seasons recorded 147 knockdown blocks ... Started all 11 games at right tackle in '99 ... Earned first team All-Big East Conference accolades ... Registered a career-best 63 knockdowns ... Returned to the roster in '98 after a one-year absence and made a powerful impact ... Started the first nine games at left tackle as he totaled 40 knockdowns blocks on the season ... Helped clear the path for Cloud who ranked third in the nation with a 156.9 yards-per-game rushing average ... Sat out the '97 season for personal reasons ... Started all 11 games at right tackle in '96 ... Posted 44 knockdown blocks on the season ... Redshirted as a true freshman in '95 ... Majored in Human Development at Boston College.

Personal: Earned All-State, All-Region, All-District and All-Area accolades as a senior at Chancellor High School in Fredericksburg, Virginia ... Was named to the *Richmond Times-Dispatch* Top 30 and the *Roanoke Times* Top 25 teams ... Captured All-District basketball honors after leading his team in scoring and rebounding ... Also lettered in track, setting a school record in the shot put with a toss of 53' 6" ... Full name: Darnell LaShawn Alford ... Married, wife Kathy ... The Alford's reside in Kansas City, Missouri.

Games Played/Games Started: 2000 (1/0) — 1/0.



TAJE ALLEN

CORNERBACK - 5-11 - 183

TEXAS

UNRESTRICTED FREE AGENT (2001)

NFL: 5 (1ST WITH CHIEFS)

BORN: NOVEMBER 6, 1973

FAIRBURN, GEORGIA

GP/GS: (57/4) PLAYOFFS: (4/0)



Pro Career: Fifth-year coverman entering his initial season with Kansas City after signing with the Chiefs as an unrestricted free agent from St. Louis on April 17th ... Will be tutored in Kansas City by Chiefs defensive backs coach Peter Giunta who spent the past four years with Allen in St. Louis, including the past three years ('98-00) as defensive coordinator ... Expected to compete for playing time at the club's left cornerback position and in the Chiefs sub-defenses ... Is also expected to contribute on special teams ... Adds depth and experience to an already talented Chiefs secondary ... During his tenure with the Rams, arguably faced the NFL's finest fleet of receivers in practice every day, allowing him to refine his coverage skills against some of the league's top performers such as Isaac Bruce, Torry Holt and Az-Zahir Hakim ... Saw his most extensive pro duty during the Rams run to Super Bowl XXXIV during the '99 campaign, seeing duty in all 16 regular season games and meriting a pair of starts ... Set career highs in '99 with a pair of interceptions, 39 tackles (34 solo) and eight passes defended ... Has seen action in 57 regular season games with four starts ... Has registered 62 tackles (53 solo), two interceptions (76 yards), 13 passes defended and 11 special teams tackles ... Saw action in four postseason games for the Rams, producing two tackles, a pass defended and a special teams tackle ... Originally entered the league as a fifth-round selection (158th overall) of St. Louis in the '97 NFL Draft.

At St. Louis (1997-00): Appeared in 57 games (four starts) for the Rams during his four seasons in St. Louis ... Produced 62 tackles (53 solo), two interceptions, 13 passes defended, half a sack (-1.5 yards) and 11 special team tackles ... Racked up two tackles, a pass defended and a special teams stop in four postseason games ... Played in St. Louis victory against Tennessee in Super Bowl XXXIV. **2000:** Played in 11 games with one start ... Finished the regular season with two tackles (one solo) and four stops on special teams ... Was inactive for the first two games of season vs. Denver (9/4) and at Seattle (9/10) ... Was inactive vs. Atlanta (10/17), at Kansas City (10/22) and at San Francisco (10/29) ... Registered fourth career start when the Rams opened in their dime package vs. Carolina (11/5) and recorded season-high two special teams tackles ... Played on special teams in the NFC Wild Card Game at New Orleans (12/30), making one special teams tackle. **1999:** Played in all 16 regular season games with two starts ... Recorded season highs in tackles (39), interceptions (two), passes defended (eight) and special teams tackles (five) ... Collected half a sack (-3.0 yards) of Scott Mitchell vs. Baltimore (9/12) and collected one special teams tackle. Was also on the receiving end of a lateral after a Todd Lyght interception and was credited with 36 return yards ... Recorded the first interception of his NFL career against Jeff Garcia and returned it a career-long 40 yards vs. San Francisco (10/10) ... Posted a career-high six tackles vs. New Orleans (11/28) ... Got his second INT of the year in the fourth quarter at New Orleans (12/12) ... Saw action in all three playoff games at defensive back and on special teams, making two tackles and one pass defended ... Registered one tackle and one pass defended in the end zone on fourth down vs. Tampa Bay (1/23/00) to seal win in the NFC Championship Game ... Saw game duty vs. Tennessee in Super Bowl XXXIV (1/28/00). **1998:** Played in all 16 games on defense and special teams ... Made one tackle and had four passes defended ... Made two special teams tackles. **1997:** Played in 14 games with one start ... Had 20 tackles (17 solo) and four passes defended ... Made two special teams tackles, as well ... First NFL start came vs. Seattle (10/19) when Seahawks opened game in four wide receiver formation and the Rams countered with their dime package.

College: Started every game during his junior and senior seasons at the University of Texas ... Played opposite CB Bryant Westbrook, the fourth overall pick by Detroit in the first round of the '97 NFL Draft ... Saw duty in 48 games (28 starts) during his tenure with the Longhorns, racking up 165 tackles (131 solo), as well as one INT for 19 yards ... Earned All-Big 12 honorable mention as a senior and was recipient of Coaches Award, given to the team's most underrated player ... Recorded 52 tackles, one interception and two pass deflections as a senior for the Longhorns ... Graduated from Texas with a degree in Sports Management.

Personal: A first team All-State and a Top 100 selection by the *Houston Chronicle* as a senior at Estacado (Tex.) High School ... Excelled in track, finishing second in the 330-meter intermediate hurdles and fourth in the 110-meter hurdles in state finals ... Full name: Taje (pronounced TAH-jee) LaQayne (La-KWANE) Allen ... Married, wife Gladys ... The Allens reside in St. Louis, Missouri.



ALLEN'S NFL STATISTICS



Year	Team	G-S	INTERCEPTIONS				TACKLES			FUMBLES		PASSES		SACKS No./Yds
			No.	Yds.	LG	TD	Solos	Asst.	Total	Rec.	For.	Defensed		
1997	St. Louis	14-1	0	0	--	0	17	3	20	0	0	0	0.0/0.0	
1998	St. Louis	16-0	0	0	--	0	1	0	1	0	0	4	0.0/0.0	
1999	St. Louis	16-2	2	76	40	0	34	5	39	0	0	8	0.5/1.5	
2000	St. Louis	11-1	0	0	--	0	1	1	2	0	0	1	0.0/0.0	
Totals		57-4	2	76	40	0	53	9	62	0	0	13	0.5/1.5	

Additional Stats: Has 11 career special teams tackles - two in '97, two in '98, five in '99 and two in 2000.

POSTSEASON

Year	Team	G-S	INTERCEPTIONS				TACKLES			FUMBLES		PASSES		SACKS No./Yds
			No.	Yds.	LG	TD	Solos	Asst.	Total	Rec.	For.	Defensed		
1999	St. Louis	3-0	0	0	--	0	2	0	2	0	0	1	0.0/0.0	
2000	St. Louis	1-0	0	0	--	0	0	0	0	0	0	0	0.0/0.0	
Totals		4-0	0	0	--	0	2	0	2	0	0	1	0.0/0.0	

Additional Stats: Had one special teams tackle at New Orleans (12/30/00).



VICTOR ALLOTLEY

TACKLE - 6-3 - 338

INDIANA

FREE AGENT (2001)

NFL: 4 (1ST WITH CHIEFS)

BORN: APRIL 8, 1975

BROOKLYN, NEW YORK

GP/GS: (0/0) PLAYOFFS: (0/0)



Pro Career: Free agent offensive lineman joined the Chiefs as a free agent on June 12th of 2001 ... Has spent the previous three seasons ('98-00) on Buffalo's active roster, but is still seeking his first regular season NFL game action ... Owns experience at both guard and tackle, but is expected to work as an offensive tackle for the Chiefs ... Began his collegiate career as a defensive lineman at Indiana ... Originally entered the league as the first of two seventh-round selections by Buffalo (198th overall) in the '98 NFL Draft. **At Buffalo (1998-00):** Was on Buffalo's 53-man roster for three seasons, but did not see game action ... Was active for three games and inactive for 45 others. **2000:** Was on the Bills 53-man roster for the entire season ... Active in the season opener vs. Tennessee (9/3) for the first time in his career, but did not see any action ... Active but did not play in two other games, at the N.Y. Jets (9/17) and at Tampa Bay (11/26) ... Spent the remaining 13 games on the inactive list. **1999:** Spent his second season with the team on the 53-man roster ... Was inactive for all 16 regular season games. **1998:** Made Buffalo's 53-man roster as a rookie ... Was inactive for all 16 regular season games.

College: Served as a collegiate standout at Indiana ... Excellent athletic talent allowed him to make a smooth transition to offensive guard for his senior season after playing three seasons on the defensive line ... Appeared in 38 games for the Hoosiers with 19 starts, 11 on offense and eight on defense ... Started at left guard for every game in his senior season ... Earned second team All-Big 10 honors as a senior and played in the Blue-Gray All-Star game following the season ... As a junior, saw action in seven contests with five starts at right defensive tackle ... As a junior he totaled 23 tackles (17 solo) including a season-high six vs. Michigan ... In his sophomore campaign he played in nine games and started three at right defensive tackle recording 25 tackles (15 solo) and two sacks ... Majored in Public Health at Indiana.

Personal: Named Brooklyn Defensive Player of the Year following his senior season at Abraham Lincoln High School ... Named second team All-State as a nose guard and offensive tackle ... Selected to the first-team All-City and All-Brooklyn ... Also played power forward on the basketball team and spent two years playing with future NBA star Stephon Marbury ... Full name: Victor P. Allotley ... Single ... Resides in Bayshore, New York

Games Played/Games Started: 1998 BUF (0/0), 1999 BUF (0/0), 2000 BUF (0/0) — (0/0).



LARRY ATKINS

LINEBACKER - 6-3 - 243

UCLA

DRAFT (NO. 3B - 1999)

NFL: 3 (3RD WITH CHIEFS)

BORN: JULY 21, 1975

SANTA MONICA, CALIFORNIA

GP/GS: (24/0) PLAYOFFS: (0/0)



Pro Career: Third-year performer making the switch from safety to linebacker in 2001 ... Started the off-season working at the left outside "SAM" linebacker post behind veteran Lew Bush ... Started his collegiate career at UCLA playing outside LB before moving to safety for the Bruins ... Could play either of those positions in nickel or dime situations if necessary ... Still expected to be a major contributor on special teams after emerging as one of the club's top performers in the kicking game a year ago ... Played in 15 games on special teams in 2000, in addition to taking snaps on defense in seven contests ... Aggressive, hard-hitting performer has the size to play linebacker and the mobility to work in the secondary ... Possesses the size and skill to shed blocks and stuff the run at the line of scrimmage, but can also run with potential receivers ... Joins a host of other Chiefs players, coaches and front office personnel who honed their skills at UCLA, including fellow LBs Donnie Edwards and Marcus Patton ... Has fully recovered from a sprained MCL in his left knee suffered in the Rose Bowl vs. Wisconsin as a senior which hampered his rookie campaign ... Worked his way into Kansas City's line-up on special teams in nine games in '99 and finished the season with five tackles in the kicking game ... Has seen action in a total of 24 games for Kansas City, producing 18 special teams tackles and a fumble recovery ... Joined the Chiefs as the club's second of two selections (84th overall) in the third round of the '99 draft. **2000:** Saw action on special teams in 15 games and on defense in seven games, totaling 13 special teams tackles and a fumble recovery on a muffed punt ... Saw action on short yardage defense and special teams at Denver (9/24), recording a career-high three special teams stops ... Had a pair of special teams stops vs. Seattle (10/2) ... Registered two stops on kickoff coverage vs. St. Louis (10/22) ... Was inactive due to a hamstring injury at San Francisco (11/12) ... Recovered his first career fumble on a muffed punt and made two special teams stops at San Diego (11/26). **1999:** Saw duty in nine games exclusively on special teams, recording five tackles on kickoff coverage ... Was inactive for seven games ... Was inactive at Chicago (9/12) before making his NFL debut vs. Denver (9/19), collecting two tackles on kickoff coverage ... Saw special teams action vs. Detroit (9/26) and at San Diego (10/3) ... Was inactive vs. New England (10/10), at Baltimore (10/21), vs. San Diego (10/31), at Tampa Bay (11/14) and vs. Seattle (11/21) ... Had one special teams stop at Oakland (11/28) and also took the field at Denver (12/5) ... Made one special teams tackle vs. Minnesota (12/12) and also played in the club's final three games vs. Pittsburgh (12/18), at Seattle (12/26) and vs. Oakland (1/2/00).

College: Began his collegiate career as an outside linebacker before settling in at the safety spot as a sophomore ... Carried on the Bruins tradition of stellar safety play, a pedigree which has included previous NFL Pro Bowl performers such as Kenny Easley and Eric Turner ... Started his final two collegiate seasons, seeing action in a total of 45 contests (26 starts) ... Career tally at UCLA included 185 tackles (121 solo), 10 fumble recoveries, four forced fumbles and a pair of blocked kicks ... Also corralled 10 interceptions for 231 yards and 20 passes defended ... A consensus second team All-America pick and first team All-Pac 10 performer as a senior ... Started all 12 games at strong safety for the Bruins, leading the club with 94 tackles (64 solo), including three for loss ... Had a team-high five fumble recoveries and produced four INTs for 77 yards ... Contributed three forced fumbles and a career-high 10 passes defended, as well ... Had nine tackles in the Rose Bowl despite missing the entire second half with a knee injury ... Earned second team All-America and first team All-Pac 10 honors by *Football News* as a junior ... Also was named a third team All-America selection by AP ... Opened all 12 games at strong safety, totaling 44 tackles (32 solo) to go along with a team-high six INTs (154 yards) and a pair of blocked FGs ... Tied for the club lead with three fumble recoveries and was fourth with 4.0 sacks (-38.0 yards) ... In his sophomore campaign in '96, he played in 11 games with one start as a strong safety vs. Arizona State ... Finished the year with 25 tackles (15 solo), with a 12-yard sack and four passes defended ... Saw extensive action as a reserve outside linebacker as a redshirt freshman in '95 ... Played in all 12 games on special teams and played in 10 contests on defense

with one start ... Finished the year with 22 tackles, one sack, two fumble recoveries and a forced fumble ... Redshirted as a true freshman in '94 ... Majored in History at UCLA.

Personal: A two-year letterman at Venice (Cal.) High School ... Named honorable mention All-State by *Cal-Hi Sports* ... Voted first team All-City 4A as a defensive back, earning All-Coastal Conference as both a junior and senior ... Tallied 25 solo tackles, two interceptions and two fumble recoveries on defense as a senior ... Accounted for 1,076 all-purpose yards on offense with 72 rushes for 582 yards and five touchdowns and 30 receptions for 484 yards and eight scores ... Makes weekly visits to the Boys and Girls Clubs of Greater Kansas City. Grew up attending those clubs in Venice and Santa Monica, California ... Full name: Larry Tabay Atkins III ... Single ... Resides in Venice, California.



ATKINS' NFL STATISTICS



Year	Team	G-S	INTERCEPTIONS			TACKLES			FUMBLES		PASSES	SP. TM
			No.	Yds.	LG TD	Solos	Asst.	Total	Rec.	For.	Defensed	Tackles
1999	Kansas City	9-0	0	0	-- 0	0	0	0	0	0	0	5
2000	Kansas City	15-0	0	0	-- 0	0	0	0	1	0	0	13
Totals		24-0	0	0	-- 0	0	0	0	1	0	0	18



WILLIAM BARTEE

CORNERBACK - 6-1 - 196

OKLAHOMA

DRAFT (NO. 2 - 2000)

NFL: 2 (2ND WITH CHIEFS)

BORN: JUNE 25, 1977

DAYTONA BEACH, FLORIDA

GP/GS: (16/3) PLAYOFFS: (0/0)



Pro Career: Exciting second-year corner is arguably the most gifted natural athlete in Kansas City's talented secondary ... Although entering just his second pro season and his third year of playing the cornerback position, could challenge for a starting job at the Chiefs right CB post ... Will likely battle another immensely gifted Big 12 alum for that post, fourth-year pro Eric Warfield from Nebraska ... Received his initiation into the NFL game a year ago after working a portion of one season at the corner post at Oklahoma ... Began his tenure with the Sooners at free safety before switching to cornerback midway through his senior campaign ... That experience at safety has likely also contributed to his fearless demeanor in run support ... His versatility makes him a prime candidate to work as an extra defender in nickel and dime situations, as well ... Size, speed and strong upper body allow him to match up well with the league's bigger receivers ... His progress will continue to be determined by his ability to pick up the nuances of the position ... Made vast strides a year ago and is expected to make an even bigger jump in 2001 ... Can also be a key contributor on special teams ... Saw action in all 16 games with three starts as a rookie in 2000 ... Recorded 30 tackles (22 solo) to go along with 12 special teams tackles ... Also had four passes defensed and 1.0 sack (-8.0 yards) ... Originally entered the league as a second-round draft choice (54th overall) of the Chiefs in 2000. **2000:** Saw action in 16 games on special teams and saw duty at CB in 12 contests (three starts) ... Tallied 30 tackles (22 solo), 1.0 sack (-8.0 yards), four passes defensed and 12 special teams tackles ... Saw first NFL action vs. Indianapolis (9/3), taking snaps on defense and special teams ... Played as a reserve on defense and special teams at Tennessee (9/10), totaling two tackles and a special team stop ... Posted a pair of special teams tackles at Denver (9/24) ... Saw action as the nickel CB vs. Oakland (10/15), recording three tackles and getting his first NFL sack by taking down Rich Gannon (-8.0 yards) ... Made his first career start when the club opened in the nickel vs. St. Louis (10/22), collecting four solo tackles, a special teams tackle and a pass defensed ... Started at nickel CB at Seattle (10/29), making a career-high six solo tackles and one stop on punt coverage ... Saw action as the nickel CB at Oakland (11/5), producing one pass defensed and two tackles on special teams ... Compiled three tackles at San Francisco (11/12) ... Registered four tackles and one pass defensed vs. Buffalo (11/19) ... Had one tackle and

two tackles on punt coverage at San Diego (11/26) ... Contributed four tackles at New England (12/4) ... Started as the nickel CB vs. Carolina (12/10), tallying one pass defended and one tackle on KO coverage ... Saw action as the nickel CB vs. Denver (12/17) ... Registered three tackles and a stop on punt coverage at Atlanta (12/24).

College: Versatile competitor who saw action at both free safety and corner at Oklahoma in 17 games (11 starts) ... Spent two years at Oklahoma after beginning his college career as a junior college standout at Butler County Community College in El Dorado, Kansas ... Totalled 60 tackles (41 solo), getting two INTs to go with two fumble recoveries and a pair of forced fumbles ... Also registered seven tackles for loss, 12 passes defended and an eight-yard sack ... Started all 11 games his senior year and was a second team All-Big 12 selection ... Finished the year with 51 tackles (34 solo), an INT and 12 passes defended ... Added a fumble recovery, a forced fumble and six tackles for loss ... Added a blocked field goal, as well ... Appeared in six games his junior season, his first season of major college football ... Battled nagging hamstring and ankle injuries to record nine tackles (seven solo), one INT, an eight-yard sack and a pair of tackles for loss ... Registered one fumble recovery and a forced fumble, as well ... Played JUCO ball at Butler County Community College in El Dorado, Kansas ... Helped lead Butler County to a 7-4 record and a bowl berth as a freshman in '96 ... Recorded four interceptions and scored one touchdown as a sophomore in '97 when he was named team Defensive Player of the Week five times ... Was coached by former Arkansas receiver James Shibest ... Majored in Sociology and Criminology at Oklahoma.

Personal: Lettered in football at Atlantic High School in Daytona Beach, Florida ... Competed as a running back, earning team MVP honors after rushing for over 1,000 yards as a senior ... Full name: William Anthony Bartee ... Single ... Resides in Leawood, Kansas.

BARTEE'S NFL STATISTICS													
		INTERCEPTIONS				TACKLES			FUMBLES		PASSES	SP. TEAM	
Year	Team	G-S	No.	Yds.	LG	TD	Solos	Asst.	Total	Rec.	For.	Defended	Tackles
2000	Kansas City	16-3	0	0	--	0	22	8	30	0	0	4	12
Totals		16-3	0	0	--	0	22	8	30	0	0	4	12

SINGLE GAME CAREER HIGHS

Tackles: 6 at Seattle (10/29/00) **Sp. Teams Tackles:** 2 vs. Denver (9/24/00)

Sacks: 1.0 vs. Oakland (10/15/00) at Oakland (11/5/00)

Passes Defended: 1, four times, at San Diego (11/26/00)

last vs. Carolina (12/10/00)



JASON BELSER

SAFETY - 5-10 - 191

OKLAHOMA

FREE AGENT (2001)

NFL: 10 (1ST WITH CHIEFS)

BORN: MAY 28, 1970

KANSAS CITY, MISSOURI

GP/GS: (141/126) PLAYOFFS: (6/6)



Pro Career: Punishing safety returning to his hometown roots in 2001 ... Kansas City native signed as a free agent with the Chiefs on June 11th of this year after a stellar nine-season run with the Indianapolis Colts from '92-00 ... Is the second generation of the Belser family to don the Red and Gold, following in the footsteps of his father Caesar, who played defensive back for Kansas City from '68-71 and earned a Super Bowl IV ring with the club in '69 ... Is a familiar face on the Kansas City sports scene after beginning his gridiron career as a prep phenom at Raytown South High School, just minutes south of Arrowhead Stadium ... Experienced performer who can play any position in the secondary, but spent the past eight seasons as the Colts starting free safety ... Will likely serve as the club's top backup at the safety spot behind veteran FS Jerome Woods and second-

year SS Greg Westley ... Can also work as an extra defensive back in nickel and dime situations ... Is an experienced special teams performer who can contribute in the kicking game, as well ... Packs a wallop with his compact frame and owns a rock-solid physique which will remind many in Kansas City of longtime Chiefs fan favorite Kevin Ross ... Was a popular figure in the Indianapolis community and the Colts locker room ... Has already brought that enthusiasm and zest for the game to Kansas City ... Appeared in 141 regular season games (126 starts) with Indianapolis ... Finished his tenure with the Colts with 979 tackles (628 solo), and 13 interceptions for 293 yards with three touchdowns ... Added 63 passes defended, 10 forced fumbles and seven fumble recoveries ... Is also a proficient blitzer, owning 9.0 career sacks (-59.0 yards) ... Participated in six postseason games (all starts) with the Colts, including a '95 AFC Divisional Playoff contest vs. Kansas City (1/7/96) ... Posted 45 tackles (28 solo), two INTs for 68 yards, as well as a forced fumble and a pair of passes defended in playoff action for Indianapolis ... Originally entered the league as an eighth round draft choice (197th overall) of the Colts in the '92 NFL Draft. **2000:** Started 16 games at free safety ... Finished second on the team with 114 tackles (80 solo) and a career-high 5.0 sacks (-25.0 yards) ... Also defended six passes and forced and recovered a fumble ... Started one postseason game and recorded 11 tackles and half a sack ... Recorded seven tackles at Kansas City (9/3) ... Talled nine tackles and defended one pass vs. Oakland (9/10) ... Had a season-high 10 tackles (nine solo), 1.0 sack (-3.0 yards) and two passes defended vs. Jacksonville (9/25) ... Recorded nine solo tackles at Buffalo (10/1) ... Credited with six tackles at New England (10/8) ... Totaled nine tackles (four solo) at Seattle (10/15) ... Talled seven tackles (five solo) vs. New England (10/22) ... Compiled nine tackles (five solo) and one sack vs. Detroit (10/29) ... Totaled seven tackles at Chicago (11/5) ... Recorded his 600th solo tackle of his career with a seven-tackle performance vs. the N.Y. Jets (11/12) ... Talled five tackles and a pass defended at Green Bay (11/19) ... Had nine tackles and 1.0 sack (-8.0 yards) at the N.Y. Jets (12/3) ... Started his 100th consecutive game and recorded a season high 10 tackles (eight solo), 1.0 sack (-8.0 yards) and one pass defended vs. Buffalo (12/11) on Monday Night Football ... Recorded five tackles, recovered a fumble and defended a pass at Miami (12/17) ... Totaled six tackles, one forced fumble and a sack (-6.0 yards) of current Chiefs quarterback Bubby Brister vs. Minnesota (12/24) ... Produced 11 tackles (nine solo) and half a sack (-2.0 yards) at Miami (12/30) in an AFC Divisional Playoff Game. **1999:** Started all 16 games at free safety ... Totaled 91 tackles (69 solo), 1.0 sack (-7.0 yards), 14 passes defended and two forced fumbles ... Posted five tackles and two passes defended in the season-opener vs. Buffalo (9/12) ... Totaled seven tackles and one forced fumble at New England (9/19) ... Had eight tackles at San Diego (9/26) ... Recorded four tackles vs. Miami (10/10) ... Credited with four tackles at the N.Y. Jets (10/17) ... Started his 100th career NFL contest vs. Cincinnati (10/24) and posted seven solo tackles ... Had four tackles vs. Kansas City (11/7) ... Had five tackles, 1.0 sack (-7.0 yards), a forced fumble and two passes defended at Philadelphia (11/21) ... Totaled seven tackles vs. New England (12/19) ... Credited with seven tackles and blocked a field goal to set up a TD for the division clinching win vs. Washington (12/19) ... Posted seven tackles and a pass defended vs. Tennessee in an AFC Divisional Playoff contest. **1998:** Was one of only seven Colts to start all 16 games ... Led the team for the second consecutive year with 129 tackles (98 solo) ... Added five passes defended, two forced fumbles, one fumble recovery, one QB pressure, 1.0 sack (-13.0 yards) and one interception ... Also had a special teams tackle ... Posted 10 tackles (eight solo), a forced fumble and a blocked PAT at the N.Y. Jets (9/20) ... Had 12 tackles (10 solo) vs. New Orleans (9/27) ... Recorded a season-high 16 tackles (13 solo) and a sack (-13.0 yards) vs. New England (11/1) ... Forced a fumble and recovered another fumble vs. San Francisco (10/18) ... Intercepted his only pass of the year vs. the N.Y. Jets (11/15) ... Had 10 tackles (eight solo) vs. Carolina (12/27). **1997:** Started all 16 games at free safety ... Led the team with 118 tackles (70 solo) and with eight passes defended ... Added two interceptions (121 yards) with a touchdown, 1.0 sack (-7.0 yards) and one forced fumble ... Winner of the Unsung Hero Award presented by the NFL Players Association recognizing his dedication to the game and community ... Intercepted a pass at Pittsburgh (10/12) ... Returned a lateral 50 yards for a touchdown following a Robert Blackman interception vs. Green Bay (11/16) ... Had 12 tackles (nine solo) at Detroit (11/23) ... Intercepted a pass at Minnesota (12/21). **1996:** Started 16 games at free safety ... Led the squad with four interceptions (81 yards) with two scores and ranked second with 129 tackles (69 solo) ... His two interception returns for scores tied for the second-most seasonal total in team history behind Ray Buchanan ... Added five passes defended, two forced fumbles and 1.0 sack (-7.0 yards) ... Started one postseason game and made 11 tackles and a forced fumble ... Added two special teams tackles in the postseason ... Recipient of the Colts Unsung Hero Award awarded by the NFL Players Association ... Posted 14 tackles (nine solo) with a sack (-1.0 yard) vs. Arizona (9/1) ... Had a forced fumble at the N.Y. Jets (9/8) ... Forced a fumble vs. Miami (9/23) ... Had an interception vs. the N.Y. Jets (11/17) ... Recorded a season-high 16 tackles at New England (11/24) ... Intercepted two passes for 45 yards including a 44-yard touchdown return vs. Philadelphia (12/5) to earn AFC Defensive Player of the Week honors ... Returned an interception 21 yards at Cincinnati (12/22) ... Started at Pittsburgh (12/29) in an AFC Wildcard contest and posted 11 tackles and forced a fumble. **1995:** Started 16 games at free safety ... Recorded 109 tackles (60 solo), seven passes defended, forced two fumbles, recovered two fumbles and intercepted one pass ...

Started three games in the postseason and had 16 tackles, two interceptions (68 yards) and one pass defended ... Had 12 tackles vs. Buffalo (11/5) ... Forced and recovered a fumble at New England (11/19) ... Had a forced fumble at Carolina (12/3) ... Defensed three passes at Jacksonville (12/10) ... Intercepted a pass vs. New England (12/23) ... Intercepted two fourth quarter passes at San Diego (12/31) in the playoffs. **1994:** Appeared in 13 games with 12 starts with six starts at strong safety and six starts at free safety ... Recorded 106 tackles, seven passes defended and one interception ... Tied for third on the team with 12 special teams tackles ... Missed the first two games on the roster exemption after agreeing to terms on August 24th ... Had 15 tackles at Pittsburgh (9/18) ... Did not play vs. the N.Y. Jets (10/30) due to a knee injury ... Credited with 15 tackles vs. New England (11/27) ... Intercepted a pass vs. Buffalo (12/24). **1993:** Was one of seven Colts to start all 16 games, opening the first 11 games at free safety before moving to strong safety the last five games ... Ranked third on the team with 127 tackles (94 solo) ... Added four passes defended, three fumble recoveries and one interception ... Had an interception vs. Miami (9/5) ... Recovered a fumble at Denver (10/3) ... Had a fumble recovery at Buffalo (11/21) ... Produced 13 tackles (10 solo) vs. San Diego (11/29) ... Credited with 13 tackles (seven solo) and one pass defended vs. Philadelphia (12/19) ... Recovered a fumble vs. Buffalo (1/2/94). **1992:** Played in 16 games (two starts) ... Made 55 tackles, defensed seven passes and intercepted three passes ... Ranked second on the club with 15 special teams tackles ... His three interceptions were the most by a Colts rookie since Eugene Daniel had six in '84 ... Started his first career NFL game vs. Houston (9/13) ... Recovered a fumble at Buffalo (9/20) ... Recorded nine tackles and one pass defended vs. Miami (11/1) ... Started and intercepted a pass vs. Buffalo (11/29).

College: A four-year letterman at Oklahoma ... Became only the second defensive back in school history to record 200 career tackles with 214 stops (140 solo) ... Added 16 passes defended, 13 interceptions (216 yards) with one touchdown, five fumble recoveries, four forced fumbles and 3.0 sacks (-22.0 yards) ... Earned first team All-Big Eight honors as a senior with 75 tackles, five interceptions, seven passes defended and 3.0 sacks (-22.0 yards) ... Started at strong safety and cornerback as a junior ... Totaled 66 tackles, nine passes defended, four interceptions, three fumble recoveries and two forced fumbles ... Was named second team All-Big Eight as a sophomore ... Produced 62 tackles, four interceptions, one forced fumble and one recovered fumble ... Played special teams and in the backfield as a true freshman ... Majored in Communications at Oklahoma.

Personal: A prep standout at Raytown South High School in Raytown, Missouri, where he played running back, cornerback, safety, kicker and punter ... A second-generation Chief, his father Ceasar played with the Chiefs from '68-71, San Francisco in '74 and was a member of the Chiefs Super Bowl IV squad in '69 ... Belser and his mother, Evelyn, are spokespersons for the Church Collision/Mothers Against Drunk Driving campaign ... Served as the keynote speaker for Xerox's "Kid Execs" program ... Teamed with the Indianapolis Police Department and the Marion County Traffic Safety Partnership public campaign in '99 called "Belser Belts" to raise seat belt use awareness ... A finalist for the NFL Man of the Year Award in '99 ... Full name: Jason Daks Belser ... Married, wife Sarita with a son, Sajon (1) ... The Belsers reside in Indianapolis, Indiana.



BELSER'S NFL STATISTICS



Year	Team	G-S	INTERCEPTIONS				TACKLES			FUMBLES		PASSES	SACKS	SP. TEAM
			No.	Yds.	LG	TDs	Solos	Asst.	Tot.	Rec.	For.	Defensed	No./Yds.	Tackles
1992	Indianapolis	16-2	3	27	21	0	41	14	55	0	0	7	0.0/0.0	15
1993	Indianapolis	16-16	1	14	14	0	94	33	127	3	0	4	0.0/0.0	12
1994	Indianapolis	13-12	1	31	31	0	47	59	106	0	0	7	0.0/0.0	12
1995	Indianapolis	16-16	1	0	0	0	60	49	109	2	2	7	0.0/0.0	2
1996	Indianapolis	16-16	4	81	44	2	69	60	129	0	2	5	1.0/7.0	7
1997	Indianapolis	16-16	2	121	50	1	70	48	118	0	1	8	1.0/7.0	2
1998	Indianapolis	16-16	1	19	19	0	98	31	129	1	2	5	1.0/13.0	1
1999	Indianapolis	16-16	0	0	--	0	69	22	91	0	2	14	1.0/7.0	0
2000	Indianapolis	16-16	0	0	--	0	80	35	115	1	1	6	5.0/25.0	0
Totals		141-126	13	293	50	3	628	351	979	7	10	63	9.0/59.0	51

Additional Stats: Returned a kickoff 15 yards at Jacksonville (12/10/95). Blocked a PAT at the N.Y. Jets (10/20/98). Blocked a field goal vs. Washington (12/19/99).

SINGLE GAME CAREER HIGHS

Tackles: 16 vs. New England (11/24/96)
vs. New England (11/1/98)
Interceptions: 2 vs. Philadelphia (12/5/96)
INT Return Yards: 50 vs. Green Bay (11/16/97)

Long INT Return: 50 vs. Green Bay (11/16/97)
Fumble Recoveries: 1, seven times, last at Miami (12/17/00)
Forced Fumbles: 1, 10 times, last vs. Minnesota (12/24/00)
Sacks: 1.0, nine times, last vs. Minnesota (12/24/00)

POSTSEASON

Year	Team	G-S	INTERCEPTIONS				TACKLES			FUMBLES		PASSES	SACKS
			No.	Yds.	LG	TDs	Solos	Asst.	Tot.	Rec.	For.	Defensed	
1995	Indianapolis	3-3	2	68	36	0	8	8	16	0	0	1	0.0/0.0
1996	Indianapolis	1-1	0	0	--	0	5	6	11	0	1	0	0.0/0.0
1999	Indianapolis	1-1	0	0	--	0	6	1	7	0	0	1	0.0/0.0
2000	Indianapolis	1-1	0	0	--	0	9	2	11	0	0	0	0.5/2.0
Totals		6-6	2	68	36	0	28	17	45	0	1	2	0.5/2.0

Additional Stats: Had two special teams tackles in '96.

SINGLE GAME CAREER HIGHS

Tackles: 11 at Pittsburgh (12/29/96)
at Miami (12/17/00)

Long INT Return: 36 at San Diego (12/31/95)

Forced Fumbles: 1 at Pittsburgh (12/29/96)

Interceptions: 2 at San Diego (12/31/95)

Sacks: 0.5 at Miami (12/17/00)

INT Return Yards: 68 at San Diego (12/31/95)

STREAKS AND MILESTONES: Has played and started in 102 consecutive games dating back to a game at Miami (11/6/94). Has 979 career tackles and needs just 21 more to reach the 1,000-tackle plateau for his career.



JOHN BLICK

TACKLE • 6-6 • 315

PENN STATE

FREE AGENT (2001)

NFL: 1 (1ST WITH CHIEFS)

BORN: FEBRUARY 10, 1978

HANOVER, NEW HAMPSHIRE

GP/GS: (0/0) PLAYOFFS: (0/0)



Pro Career: Huge offensive tackle entering his first training camp with the Chiefs in 2001 after originally coming to Kansas City as a member of the club's practice squad a year ago ... Returns to the squad after a spring stint with the Rhein Fire of Europe ... Is tentatively slated to work at the Chiefs right tackle post ... Signed to Kansas City's practice squad on November 15th last year and spent the remainder of the season in that role ... Went to camp with Tampa Bay a year ago, but was released prior to the start of the regular season ... Subsequently signed to Jacksonville's practice squad on August 28th of 2000, but was released two days later ... Originally entered the league as a rookie free agent with Tampa Bay on April 17th of '99. **NFL Europe (2001):** Started 10 games for the Rhein Fire ... Helped the offense produce 263.6 yards per game.

College: Became the first freshman to start on the offensive line at Penn State under Joe Paterno ... Started all four seasons ... Was an All-Big 10 selection as a senior and was the recipient of the Richard McKenzie Memorial Award presented to the squad's most outstanding lineman ... Helped the Penn State rushing attack gain more than 200 yards rushing and 440 total yards six times, the highest four-year total in school history ... Majored in Journalism at Penn State.

Personal: A prep standout at Pleasant Valley High School ... Earned All-America honors from SuperPrep and *Blue Chip Illustrated* as a senior ... An All-State selection as a junior ... Set school records in the shot put and discus ... Full name: John Blick ... Single ... Resides in Kansas City, Missouri.



BEST NFL RECORDS

1990-00



Team	Record
1. San Francisco	119-57 (.676)
2. Buffalo	111-65 (.631)
3. Kansas City	109-67 (.619)
4. Dallas	107-69 (.608)
5. Miami	106-79 (.602)
Minnesota	106-79 (.602)



OVERALL DIVISION

RECORDS, 1990-00



Division	Record	Pct.
1. AFC West	459-421	.522
2. NFC Central	451-329	.513
3. NFC East	440-437-3	.502
4. AFC East	440-440	.500
5. AFC Central	395-436-1	.449
6. NFC West	389-411	.442



BUBBY BRISTER

QUARTERBACK - 6-3 - 205

NE LOUISIANA

FREE AGENT (2001)

NFL: 15 (1ST WITH CHIEFS)

BORN: AUGUST 15, 1962

ALEXANDRIA, LOUISIANA

GP/GS: (99/75) PLAYOFFS: (7/2)



Pro Career: Charismatic quarterback enters his 15th pro season and entering 2001 is the senior signal-caller in all of the National Football League ... Will be 39 years and 29 days old on Opening Day vs. Oakland (9/8/01), making him the oldest active QB in the league this season ... Signed with Kansas City as a free agent on April 20th of this year ... Expected to work as the Chiefs number three QB this season behind Trent Green and Todd Collins ... Has seen virtually every defense imaginable in his previous 14 pro seasons and should provide a solid sounding board for not only Green and Collins, but the entire Chiefs offense ... Is a seasoned competitor who still throws a good ball ... Owns the skills, desire and ability to step into the lineup at a moment's notice ... Has been a popular personality in the locker room of the teams where he's previously been stationed around the league and has already hit it off in Kansas City ... Possesses a fun-loving personality which typically is infectious in the locker room ... Spent a substantial portion of his career as a starter, but has called upon his minor league baseball experience by performing well out of the bullpen in his most recent NFL seasons ... Perhaps his best work in a supporting role came during Denver's run to a second straight Super Bowl title in '98 when he saw action in place of the legendary John Elway in seven contests. Started four of those games and posted a pristine 4-0 mark as the Broncos compiled a 14-2 regular season record and claimed a victory in Super Bowl XXXIII ... Also received a Super Bowl XXXII ring with Denver the previous season in '97 ... The 2001 campaign marks the third straight season Kansas City has boasted the most seasoned performer in the league after having the venerable Warren Moon on the roster the past two years ... Is 69 days older than the NFL's second-oldest active NFL QB, Doug Flutie (San Diego), who was born on October 23rd of '62 ... Is 222 days older than the league's third-oldest active QB, Randall Cunningham (Dallas), who he teamed with in Philadelphia from '93-94. However, Cunningham actually began his NFL tenure a year earlier than Brister in '85 due to Brister's minor league baseball stint after high school ... While he currently owns the distinction of being the elder statesman of active NFL quarterbacks, at the time of his initial start as a rookie in '86, was actually the youngest QB to start in the league that season. Received that first starting nod with Pittsburgh on Monday Night Football, opening at Cincinnati (10/13/86). Was eventually surpassed later in the year by three younger signal-callers making their initial starts (Bernie Kosar - Cleveland, Chuck Long - Detroit and Mike Tomczak - Chicago) ... Entered the NFL with Pittsburgh ('86-92) and also enjoyed stints with Philadelphia ('93-94), the N.Y. Jets ('95), Denver ('97-99) and Minnesota ('00) prior to coming to Kansas City ... Like Cunningham, did not play during the '96 season ... Has played in a grand total of 99 regular season games (75 starts) ... Has completed 1,207 of 2,212 passes (54.6%) for 14,445 yards and 81 touchdowns good for a 72.3 rating ... Has rushed 188 times for 523 yards (2.8 avg.) with eight TDs ... Owns a career record of 37-38 as a starter (28-29 with Pittsburgh, 4-6 with Philadelphia, 1-3 with the N.Y. Jets and 4-0 with Denver) ... Did not start any contests during his one-year tenure with Minnesota ... Has five 300-yard games to his credit, getting three with Pittsburgh and two with Philadelphia ... Has participated in seven postseason games (two starts), completing 34 of 62 passes (54.8%) for 356 yards and a score ... Has reached either the NFC or AFC Championship Game in three of the past four seasons, getting back-to-back Super Bowl rings with Denver in '97 and '98, while going to the NFC title game with Minnesota a year ago ... Originally drafted in the third round (67th overall) of the '86 NFL Draft by Pittsburgh out of Northeast Louisiana ... Was also selected in the 11th round (80th overall) by the New Jersey Generals in the '86 USFL Draft but did not sign with the rival league ... Chosen by the Detroit Tigers in the fourth round of the '81 baseball free agent draft as well. **At Minnesota (2000):** Competed in two games completing 10 of 20 passes for 82 yards with one interception ... Also rushed five times for 20 yards ... Completed a four-yard pass to Cris Carter vs. Arizona (11/12) when he finished the game for Duante Culpepper ... Saw his most significant action of the season in the regular season finale at Indianapolis (12/24) when he came into the game in the first quarter to replace an injured Culpepper, completing nine of 18 passes for 78 yards ... Saw time on the Vikings final drive of the game in an NFC Divisional Playoff contest vs. New Orleans (1/6/01). **At Denver**

(1997-99): Saw action in 10 games (four starts) during three seasons in Denver ... Completed 96 of 160 passes (60.0%) for 1,121 yards with 10 touchdowns and six interceptions good for a 91.9 rating ... Rushed 25 times for 121 yards with one score ... Saw action in four playoff games including Super Bowl XXXII and XXXIII ... Won two Super Bowl rings with Denver in '97 and '98. **1999:** Played in two games and completed 12 of 20 passes for 87 yards with three interceptions good for a 30.6 rating, and rushed twice for 17 yards ... Began the season as the backup, then was designated the third quarterback for Weeks 5-9 and was inactive for Weeks 10-11 because of an injury to the oblique muscle in his left side ... Tore cartilage in his knee in practice on November 4th, which further hampered his efforts to return to the field ... He was active for each of the final five games of the season, as the backup to Brian Griese, but did not play ... His two appearances were fourth quarter relief stints at Kansas City (9/19) and vs. the N.Y. Jets (10/3) ... Directed the final two drives at Kansas City (9/19) and completed nine of 15 passes for 65 yards ... Led Denver on its final two drives vs. the N.Y. Jets (10/3). **1998:** Played in seven games with four starts, completing 78 of 131 passes for 986 yards with 10 touchdowns and just three interceptions, good for a career-best rating of 99.0 ... Rushed 19 times for 102 yards (5.4 avg.) with one touchdown ... Did not have enough pass attempts to qualify for the league rankings, but that career-best passer rating would have ranked second in the AFC and fifth in the NFL ... Was an integral part of the club's run to a Super Bowl XXXIII title ... Saw his first action vs. Dallas (9/13), completing his only pass for 38 yards to Ed McCaffrey ... First significant action of the season came when he replaced Elway (hamstring) midway through the second quarter at Oakland (9/20) and led the Broncos to a win by completing 10 of 17 passes for 140 yards and two touchdowns. His first TD went three yards to Howard Griffith, marking his initial scoring toss since a game at Indianapolis (10/29/95) as a member of the N.Y. Jets ... Got his first start as a member of the Broncos at Washington (9/27), marking his first start since getting an opening nod vs. New England (11/5/95). Led Denver to a 38-16 win by completing 16 of 24 (66.7%) passes for 180 yards and two TDs. His winning performance in a starting role was the first by a Broncos quarterback other than John Elway since current Denver offensive coordinator Gary Kubiak led Denver to a 14-10 win in relief at Washington (11/20/89) ... Started again the next week vs. Philadelphia (10/4) and tied a career high with four touchdown passes en route to completing 16 of 29 (55.2%) passes for 203 yards ... Started vs. San Diego (11/8) when Elway was suffering from strained rib muscles, completing 20 of 33 passes for 229 yards and two touchdowns in a 27-10 Broncos win ... Fourth start of the season came at Kansas City (11/16) on Monday Night Football, as he led Denver to a 30-7 win by completing 13 of 23 passes (56.5%) for 180 yards and he rushed five times for 53 yards, including the longest run of his career, a 38-yard touchdown on a bootleg in the first quarter ... Played in two of the Broncos three postseason games seeing action in relief of Elway in the fourth quarter of both the AFC Divisional Playoff Game vs. Miami (1/9/99) and Super Bowl XXXIII vs. Atlanta (1/31/99). **1997:** Signed with the Broncos in the offseason after a year away from football and began the season as the third quarterback ... Promoted to the backup position after the 13th game and spent the final three games of the regular season in that role ... Only action of the season came in the season finale vs. San Diego (12/21) when he replaced Elway in the third quarter. His totals for the day and the season included six completions in nine attempts for 48 yards ... Also rushed four times for two yards ... Made a postseason appearance, finishing the AFC Wild Card game vs. Jacksonville (12/27) piloting the Broncos on their final scoring drive, which was capped by a Vaughn Hebron six-yard touchdown run ... Served as the backup quarterback for the rest of Denver's playoff run which included a 31-24 victory vs. Green Bay (1/25/98) in Super Bowl XXXII. **At N.Y. Jets (1995):** Played nine games with four starts after signing with the N.Y. Jets as an unrestricted free agent on March 1st of '95 ... Completed 93 of 170 passes (54.7%) for 726 yards with four touchdowns and eight interceptions ... Also carried the ball 16 times for 18 yards ... In the season opener at Miami (9/3) he spelled Boomer Esiason and went five-of-eight for 37 yards ... Completed 13 of 23 passes for 112 yards with a touchdown and an interception at Buffalo (10/8) ... The next week at Carolina (10/15) completed 17 of 41 passes for 143 yards ... A week later vs. Miami (10/22) he completed 15 of 26 passes for 152 yards with two touchdowns in a 17-16 win ... He followed that at Indianapolis (10/29) by hitting on 19 of 31 attempts for 154 yards, a touchdown and an interception. **At Philadelphia (1993-94):** Saw action in 17 games (10 starts) during his two years in Philadelphia ... Completed 232 of 385 passes (60.3%), good for 2,412 yards with 16 touchdowns and six interceptions which translated into an 85.8 rating ... Rushed 21 times for 46 yards. **1994:** Played in seven games (two starts) as the backup to Randall Cunningham ... Completed 51 of 76 passes for 507 yards, two touchdowns and one interception good for a 89.1 rating ... Also rushed one time for seven yards ... Served as the holder on field goals and PATs for the season's first five games ... Started the final two games of the year, eclipsing the 300-yard passing mark for the fifth time in his career with a 26-of-37, 325-yard, one-TD performance in the season finale at Cincinnati (12/24). **1993:** Started eight games and finished fourth in the NFC (seventh NFL) with an 89.4 passer rating ... Completed 181 of 309 passes for 1,905 yards, 14 touchdowns and five interceptions good for a 84.9 rating ... Ran the ball 20 times for 39 yards ... Led Philadelphia to a 4-2 record over the final six games ... Took over for Cunningham in the fourth game of the season at the N.Y. Jets (9/3) and started two games before missing the next

five games with neck and ankle injuries ... He led a 75-yard game-winning drive at Washington (11/28) that culminated with a two-yard pass to James Joseph with 46 seconds remaining in regulation to give the Eagles a 17-14 victory ... Brister set career-highs for attempts (45) and completions (27) at Dallas (12/6) ... Topped the performance a week later with 28 completions on 48 attempts for 299 yards and a score vs. Buffalo (12/12) ... Had three TD passes at New Orleans (12/26) ... Threw for three touchdowns and 350 yards and led a 68-yard overtime drive that set up the game-winning field goal in the season finale at San Francisco (1/3/94) on Monday Night Football.

At Pittsburgh (1986-92): Played in 61 games (57 starts) during his seven seasons in Pittsburgh ... Attempted 1,477 passes with 776 completions (52.5%), good for 10,104 yards with 51 touchdowns and 57 interceptions good for a 69.8 rating ... Carried the pigskin 124 times for 341 yards with seven scores ... Helped lead Pittsburgh to playoff appearances in '89 and '92. **1992:** Played in six games, starting the final four games in place of an injured Neil O'Donnell to get the club into the playoffs ... Completed 63 of 116 passes for 719 yards with two touchdowns and five interceptions good for a 61.0 rating ... Carried the ball 10 times for 16 yards ... Led the team to two comeback victories, including a 23-13 win vs. Cleveland (12/27) that clinched a home playoff contest for the Steelers. **1991:** Started the first five games for Pittsburgh before a sprained knee forced him out of the next eight contests ... Made eight starts on the year ... Completed 103 of 190 passes for 1,350 yards with nine TDs and nine INTs good for a 72.9 rating ... Ran with the pigskin 11 times for 17 yards ... Returned to the starting lineup for the final three games of the season ... Produced a 5-3 mark as a starter. **1990:** Started all 16 games for the first time in his career and had his best year as a pro, setting career highs in attempts (387), completions (223), passing yards (2,725), touchdown passes (20) and passer rating (81.6) ... Rushed 25 times for 64 yards ... The 20 scores were the most by a Pittsburgh quarterback since Terry Bradshaw's 22 in '81 ... Ranked sixth in the AFC and 10th in the NFL in passer rating ... Had an outstanding day at Denver (10/14) completing 21 of 28 for a career-high 353 yards and 4 touchdowns in a 34-17 win, including a career-long 90-yard touchdown pass to Dwight Stone ... Earned AFC Offensive Player of the Month honors for October. **1989:** Started 14 games for the Steelers and finished the season with a 73.1 passer rating ... Completed 187 of 342 passes for 2,365 yards and nine touchdowns and 10 interceptions ... Also ran the ball 27 times for 25 yards ... Had a stretch of eight games without throwing an interception after throwing three on opening day vs. Cleveland (9/10) ... Set a Steeler record with 15 consecutive completions at Detroit (10/1) and finished 21 of 27 for 267 yards and a touchdown to earn AFC Offensive Player of the Week honors ... Sprained his left knee vs. Cincinnati (10/8) forcing him to miss the next two games, but came back to lead the team to wins in five of their last six games ... Was 15-of-33 for 127 yards in Pittsburgh's 26-23 overtime AFC Wild Card victory at Houston (12/31) ... Was 19 of 29 for 229 yards and a score the next week in the AFC Divisional Playoff loss at Denver (1/7/90). **1988:** Won the Steelers' starting job over Todd Blackledge and Steve Bono and led the team with six rushing touchdowns ... Attempted 370 passes with 175 completions for 2,634 yards with 11 touchdowns and 14 interceptions good for a 65.3 rating in 13 starts ... Carried the pigskin a career high 45 times for a career high 209 yards and six touchdowns ... Won his first game as a starter in Pittsburgh's opening day win vs Dallas (9/4) ... Rushed a career high eight times vs. Cincinnati (9/18) ... Had a career-high two rushing touchdowns and completed 22 of 36 yards for 330 yards and one touchdown at Buffalo (9/25) ... He missed three games with a dislocated finger on his throwing hand suffered in game five vs. Cleveland (10/2) ... He threw the AFC's longest pass of the year (89-yard TD to Louis Lipps) vs. Philadelphia (11/3) ... Earned AFC Offensive Player of the Week honors with his 17 of 36, 311-yard, three-touchdown performance in a 37-34 upset win at Houston (12/4) ... Tied his career high for touchdowns with two at San Diego (12/11). **1987:** Played in two games for Pittsburgh and was four of 12 for 33 yards with three interceptions good for a 2.8 rating. **1986:** Started two games for the injured Mark Malone and was 21 of 60 for 291 yards with two interceptions good for a 37.6 rating ... Also carried the pigskin six times for 10 yards and one touchdown ... He was a third-round selection by the Steelers out of Northeastern Louisiana (67th player overall) ... Was the fourth quarterback selected.

College: Played collegiately at Northeastern Louisiana where he was a first-team All-Southland Conference selection and Louisiana's Most Valuable Player as a senior when he ranked seventh in the country with a 134.8 passer rating ... Led the conference in passing and total offense as a senior ... Transferred to Northeastern Louisiana from Tulane ... Majored in General Studies at Northeastern Louisiana

Personal: A two-sport star at Neville High School in Monroe, Louisiana ... Was drafted in the 4th round by the Detroit Tigers baseball team in '81, playing in 39 games in their farm system, batting .180 (20-for-111) with 10 RBI as a shortstop and outfielder ... Played in 39 games for Bristol of the Appalachian League in '81 playing outfield and shortstop. He also played winter ball for former major league manager Jim Leyland ... Has been involved in numerous charitable and community activities throughout his time in the NFL, including the Ronald McDonald House ... He was given the nickname "Bubby" by his five older sisters ... Full name: Walter Andrew Brister III ... Married, wife Bonnie, with a daughter, Madeline (5) and a son, Andrew (1) whose full name is Walter Andrew Brister IV ... The Brister family resides in Englewood, Colorado.



BRISTER'S NFL STATISTICS



Year	Team	G-S	PASSING					TD	INT	Sack/ Lost	Rating			
			Att.	Comp.	Yds.	Pct.	Yds.							
1986	Pittsburgh	2-2	60	21	291	35.0	4.9	0	0.0	2	3.3	58	6.0/57.0	37.6
1987	Pittsburgh	2-0	12	4	20	33.3	1.7	0	0.0	3	25.0	10	2.0/14.0	2.8
1988	Pittsburgh	13-13	370	175	2,634	47.3	7.1	11	3.0	14	3.8	89	36.0/292.0	65.3
1989	Pittsburgh	14-14	342	187	2,365	54.7	6.9	9	2.6	10	2.9	79	48.0/474.0	73.1
1990	Pittsburgh	16-16	387	223	2,725	57.6	7.0	20	5.2	14	3.6	90	33.0/242.0	81.6
1991	Pittsburgh	8-8	190	103	1,350	54.2	7.1	9	4.7	9	4.7	65	15.0/145.0	72.9
1992	Pittsburgh	6-4	116	63	719	54.3	6.2	2	1.7	5	4.3	42	13.0/88.0	61.0
1993	Philadelphia	10-8	309	181	1,905	58.6	6.2	14	4.5	5	1.7	58	16.0/105.0	84.9
1994	Philadelphia	7-2	76	51	507	67.1	6.2	2	2.6	1	1.3	53	5.0/39.0	89.1
1995	N.Y.Jets	9-4	170	93	726	54.7	4.3	4	2.4	8	4.7	32	12.0/71.0	53.7
1997	Denver	1-0	9	6	48	66.7	5.3	0	0.0	0	0.0	15	0.0/0.0	79.9
1998	Denver	7-4	131	78	986	59.5	7.5	10	7.6	3	2.3	48	7.0/42.0	99.0
1999	Denver	2-0	20	12	87	60.0	4.3	0	0.0	3	15.0	11	0.0/0.0	30.6
2000	Minnesota	2-0	20	10	82	50.0	4.1	0	0.0	1	5.0	20	1.0/6.0	40.0
Totals		99-75	2,212	1,207	14,445	54.6	6.5	81	3.7	78	3.5	90	194.0/1575.0	72.3

Year	Team	RUSHING			
		No.	Yds.	Avg.	TD
1986	Pittsburgh	6	10	1.7	1
1987	Pittsburgh	0	0	0.0	0
1988	Pittsburgh	45	209	4.6	6
1989	Pittsburgh	27	25	0.9	0
1990	Pittsburgh	25	64	2.6	0
1991	Pittsburgh	11	17	1.5	0
1992	Pittsburgh	10	16	1.6	0
1993	Philadelphia	20	39	2.0	0
1994	Philadelphia	1	7	7.0	0
1995	N.Y. Jets	16	18	1.1	0
1997	Denver	4	2	0.5	0
1998	Denver	19	102	5.4	1
1999	Denver	2	17	8.5	0
2000	Minnesota	5	20	4.0	0
Totals		191	546	2.9	8

Additional Stats: Caught one pass for -10 yards vs. Cleveland (9/10/89).

SINGLE GAME CAREER HIGHS

Pass Attempts: 48 vs. Buffalo (12/12/93)

Pass Completions: 28 vs. Buffalo (12/12/93)

Completion Percentage: 81.2 (13 of 16)
at Indianapolis (10/6/91)

Passing Yards: 353 at Denver (10/14/90)

TD Passes: 4, four times, last
vs. Philadelphia (10/4/98)

Interceptions: 3, four times, last vs. Miami (9/30/90)

Long Pass: 90 at Denver (10/14/90)

Rushing Attempts: 8 vs. Cincinnati
(9/18/88)

Rushing Yards: 47 at Kansas City
(11/16/98)

Rushing TDs: 2 at Buffalo (9/25/88)

at San Diego (12/11/88)
Long Run: 38 at Kansas City (11/16/98)

POSTSEASON

Year	Team	G-S	Comp.					TD	INT	Rating		
			Att.	Comp.	Yds.	Pct.	Yds.					
1989	Pittsburgh	2-2	62	34	356	54.8	5.7	1	1.6	0	0.0	77.0
1997	Denver	2-0	0	0	0	0.0	0	0	0.0	0	0.0	0.0
1998	Denver	2-0	0	0	0	0.0	0	0	0.0	0	0.0	0.0
2000	Minnesota	1-0	0	0	0	0.0	0	0	0.0	0	0.0	0.0
Totals		7-2	62	34	356	54.8	5.7	1	1.6	0	0.0	77.0

STREAKS AND MILESTONES: Needs to play in one more game to make his 100th regular season NFL appearance.



2001 SENIOR NFL SIGNAL-CALLERS



QUARTERBACK	TEAM	BIRTHDATE	OPENING DAY AGE	PREVIOUS TEAMS
1. Bubby Brister	Kansas City	8/15/62	39 years, 25 days	Vikings, Broncos, Jets, Steelers
2. Doug Flutie	San Diego	10/23/62	38 years, 321 days	Bills, Patriots, Bears
3. Randall Cunningham	Dallas	3/27/63	38 years, 168 days	Vikings, Eagles
4. Vinny Testaverde	N.Y. Jets	12/13/63	37 years, 271 days	Ravens, Browns, Buccaneers
5. Jim Harbaugh	Detroit	12/23/63	37 years, 261 days	Chargers, Ravens, Colts, Bears

BRISTER'S GAME-BY-GAME STATISTICS

1986 — Pittsburgh Steelers

Date	Opponent	Att.	Comp.	Yds.	Comp.%	TD	INT	Sack/Lost	Result
9/7	@ Seattle								L 0-30
9/15	Denver								L 10-21
9/21	@ Minneapolis								L 7-31
9/28	@ Houston								W 22-16 (OT)
10/5	Cleveland								L 24-27
10/13	@ Cincinnati	33	12	191	36.4	0	0	1.0/11.0	L* 22-24
10/19	New England	27	9	100	33.3	0	2	5.0/46.0	L* 0-34
10/26	Cincinnati								W 30-9
11/2	Green Bay								W 27-3
11/9	@ Buffalo								L 12-16
11/16	Houston								W 21-10
11/23	@ Cleveland								L 31-37 (OT)
11/30	@ Chicago								L 10-13 (OT)
12/7	Detroit								W 27-17
12/13	@ N. Y. Jets								W 45-24
12/21	Kansas City								L 19-24

1987 — Pittsburgh Steelers

Date	Opponent	Att.	Comp.	Yds.	Comp.%	TD	INT	Sack/Lost	Result
9/13	San Francisco								W 30-17
9/20	@ Cleveland	5	1	10	20.0	0	1	0.0/0.0	L 10-34
9/27	N.Y. Jets								<i>Game Cancelled/NFLPA Strike</i>
10/4	@ Atlanta								W 28-12
10/11	@ L. A. Rams								L 21-31
10/18	Indianapolis								W 21-7
10/25	Cincinnati								W 23-20
11/1	@ Miami								L 24-35
11/8	Kansas City								W 17-16
11/15	Houston	7	3	10	42.9	0	2	0.0/0.0	L 3-23
11/22	@ Cincinnati								W 30-26
11/29	New Orleans								L 16-20
12/6	Seattle								W 13-9
12/13	@ San Diego								W 20-16
12/20	@ Houston								L 16-24
12/26	Cleveland								L 13-19

1988 — Pittsburgh Steelers

Date	Opponent	Att.	Comp.	Yds.	Comp.%	TD	INT	Sack/Lost	Result
9/4	Dallas	27	13	214	48.1	0	0	1.0/0.0	W* 24-21
9/11	@ Washington	28	12	258	42.9	2	0	0.0/0.0	L* 29-30
9/18	Cincinnati	30	15	235	50.0	1	2	5.0/40.0	L* 12-17
9/25	@ Buffalo	36	22	330	73.3	1	1	3.0/16.0	L* 28-36
10/2	Cleveland	14	4	28	28.6	0	2	2.0/17.0	L* 9-23
10/9	@ Phoenix								<i>Did Not Play/Finger</i>
10/16	Houston								<i>Did Not Play/Finger</i>
10/23	Denver								<i>Did Not Play/Finger</i>
10/30	@ N.Y. Jets	25	11	238	44.0	1	2	6.0/29.0	L* 20-24
11/6	@ Cincinnati	29	11	147	37.9	0	0	4.0/50.0	L* 7-42
11/13	Philadelphia	25	11	226	44.0	1	1	4.0/42.0	L* 26-27
11/20	@ Cleveland	35	16	220	45.7	0	2	6.0/53.0	L* 7-27
11/27	Kansas City	27	13	122	48.1	0	1	0.0/0.0	W* 16-10
12/4	@ Houston	36	17	311	47.2	0	1	3.0/19.0	W* 37-34
12/11	@ San Diego	32	17	206	53.1	1	1	3.0/34.0	L* 14-20
12/18	Miami	26	13	99	50.0	0	0	0.0/0.0	W* 40-24

1989 — Pittsburgh Steelers

Date	Opponent	Att.	Comp.	Yds.	Comp.%	TD	INT	Sack/Lost	Result
9/10	Cleveland	22	10	84	45.5	0	3	6.0/67.0	L* 0-51
9/17	@ Cincinnati	35	19	244	54.3	1	0	6.0/56.0	L* 10-41
9/24	Minnesota	22	16	157	72.7	1	0	4.0/38.0	W* 27-14
10/1	@ Detroit	27	21	267	77.7	1	0	7.0/54.0	W* 23-3
10/8	Cincinnati	31	19	169	61.3	1	0	3.0/35.0	L* 16-26
10/15	@ Cleveland								<i>Did Not Play/Knee</i>
10/22	@ Houston								<i>Did Not Play/Knee</i>
10/29	Kansas City	27	17	253	63.0	2	0	2.0/21.0	W* 23-17
11/5	@ Denver	26	11	101	42.3	1	0	2.0/24.0	L* 7-34
11/12	Chicago	26	14	125	53.8	0	3	4.0/35.0	L* 0-20
11/19	San Diego	27	12	142	44.4	0	0	4.0/39.0	W* 20-17

11/26	@ Miami	18	8	167	44.4	0	0	1.0/6.0	W*	34-14
12/3	Houston	21	9	73	42.9	0	1	3.0/30.0	L*	16-23
12/10	@ N.Y. Jets	29	15	175	51.7	0	1	2.0/15.0	W*	13-0
12/17	New England	16	9	158	56.2	0	0	2.0/30.0	W*	28-10
12/24	@ Tampa Bay	15	7	178	46.6	2	2	1.0/9.0	W*	31-22

Playoffs

12/31	@ Houston	33	15	127	45.5	0	0	1.0/15.0	W*	26-23 (OT)
1/7	@ Denver	29	19	229	65.5	1	0	0.0/0.0	L*	23-24

1990 — Pittsburgh Steelers

Date	Opponent	Att.	Comp.	Yds.	Comp.%	TD	INT	Sack/Lost	Result	
9/9	@ Cleveland	32	17	193	53.1	0	2	3.0/32.0	L*	3-13
9/16	Houston	23	9	81	39.1	0	0	4.0/26.0	W*	20-9
9/23	@ L.A. Raiders	28	19	156	67.9	0	1	6.0/38.0	L*	3-20
9/30	Miami	18	7	76	38.8	0	3	5.0/33.0	L*	6-28
10/7	San Diego	14	11	132	78.9	2	0	2.0/9.0	W*	36-14
10/14	@ Denver	28	21	353	75.0	4	0	1.0/10.0	W*	34-17
10/21	@ San Francisco	22	13	120	59.0	1	1	2.0/17.0	L*	7-27
10/29	L.A. Rams	24	15	161	62.5	4	1	1.0/5.0	W*	41-10
11/4	Atlanta	17	11	216	64.7	2	0	1.0/2.0	W*	21-9
11/18	@ Cincinnati	27	14	112	51.9	0	0	0.0/0.0	L*	3-27
11/25	@ N.Y. Jets	24	18	187	75.0	2	2	2.0/12.0	W*	24-7
12/2	Cincinnati	40	18	234	45.0	0	1	1.0/8.0	L*	12-16
12/9	New England	20	10	171	50.0	1	1	1.0/5.0	W*	24-3
12/16	@ New Orleans	25	15	154	60.0	0	1	0.0/0.0	W*	9-0
12/23	Cleveland	19	10	139	52.6	4	0	2.0/25.0	W*	35-0
12/30	@ Houston	26	15	240	57.7	0	1	2.0/20.0	L*	14-34

1991 — Pittsburgh Steelers

Date	Opponent	Att.	Comp.	Yds.	Comp.%	TD	INT	Sack/Lost	Result	
9/1	San Diego	21	13	189	61.9	1	1	2.0/12.0	W*	26-20
9/8	@ Buffalo	29	15	134	51.7	0	0	2.0/21.0	L*	34-52
9/15	New England	29	22	262	75.9	1	0	1.0/15.0	W*	20-6
9/22	@ Philadelphia	25	12	190	48.0	2	1	3.0/30.0	L*	14-23
10/6	@ Indianapolis	16	13	181	81.2	2	2	2.0/14.0	W*	21-3
10/14	N.Y. Giants	16	6	97	37.5	0	1	2.0/20.0	L*	20-23
10/20	Seattle								L	7-27
10/27	@ Cleveland								L	14-17
11/3	@ Denver								L	13-20
11/10	@ Cincinnati								W	33-27 (OT)
11/17	Washington								L	14-41
11/24	Houston								W	26-14
11/28	@ Dallas								L	10-20
12/8	@ Houston								L	6-31
12/15	Cincinnati	28	15	184	53.4	2	2	1.0/7.0	W*	17-10
12/22	Cleveland	26	7	113	27.0	1	0	2.0/26.0	W*	17-10

1992 — Pittsburgh Steelers

Date	Opponent	Att.	Comp.	Yds.	Comp.%	TD	INT	Sack/Lost	Result	
9/6	@ Houston								W	29-24
9/13	N.Y. Jets								W	27-10
9/20	@ San Diego								W	23-6
9/27	@ Green Bay								L	3-17
10/11	@ Cleveland								L	9-17
10/19	Cincinnati								W	20-0
10/25	@ Kansas City								W	27-3
11/1	Houston								W	21-20
11/8	@ Buffalo								L	20-28
11/15	Detroit	4	2	15	50.0	1	0	0.0/0.0	W	17-14
11/22	Indianapolis	22	10	109	45.5	0	1	0.0/0.0	W*	30-14
11/29	@ Cincinnati								W	21-9
12/6	Seattle	12	6	69	50.0	0	2	0.0/0.0	W	20-14
12/13	@ Chicago	31	14	143	45.2	0	2	5.0/38.0	L*	6-30
12/20	Minnesota	22	13	160	59.1	0	0	3.0/30.0	L*	3-6
12/27	Cleveland	25	18	223	72.0	1	0	5.0/20.0	W*	23-13

Playoffs

1/9	Buffalo								L	3-24
-----	---------	--	--	--	--	--	--	--	---	------

1993 — Philadelphia Eagles

Date	Opponent	Att.	Comp.	Yds.	Comp.%	TD	INT	Sack/Lost	Result	
9/5	Phoenix								W	23-17
9/12	@ Green Bay								W	20-17

9/19	Washington																			W	34-31
10/3	@ N.Y. Jets	17	11	108	64.7	2	0	0.0/0												W	35-30
10/10	Chicago	33	18	209	54.5	1	2	7.0/43												L*	6-17
10/17	@ N.Y. Giants	3	2	15	66.7	0	0	0.0/0.0												L	10-21
10/31	Dallas																			L	10-23
11/7	@ Phoenix																			L	3-16
11/14	Miami																			L	14-19
11/21	N.Y. Giants	20	9	94	45.0	0	0	2.0/12.0												L*	3-7
11/28	@ Washington	31	19	170	61.3	1	0	1.0/6.0												W*	17-14
12/6	@ Dallas	45	27	248	60.0	2	1	0.0/0.0												L*	17-23
12/12	Buffalo	48	28	299	58.3	1	0	1.0/1.0												L*	7-10
12/19	@ Indianapolis	39	21	217	53.8	1	1	3.0/28.0												W*	20-10
12/26	New Orleans	30	20	195	66.7	3	0	2.0/15.0												W*	37-26
1/3	@ San Francisco	43	26	350	60.5	3	1	0.0/0.0												W*	37-34(OT)

1994 — Philadelphia Eagles

Date	Opponent	Att.	Comp.	Yds.	Comp.%	TD	INT	Sack/Lost	Result
9/4	@ N.Y. Giants								L 23-28
9/12	Chicago								W 30-22
9/18	Green Bay								W 13-17
10/2	@ San Francisco								W 40-8
10/9	Washington								W 21-17
10/16	@ Dallas								L 13-24
10/24	Houston								W 21-6
10/30	@ Washington								W 31-29
11/6	Arizona								W 17-7
11/13	Cleveland								L 7-26
11/20	@ Arizona								L 6-12
11/27	@ Atlanta								L 21-28
12/4	Dallas								L 19-31
12/11	@ Pittsburgh								L 3-14
12/18	N.Y. Giants	39	25	182	64.1	1	1	1.0/11.0	L* 13-16
12/24	@ Cincinnati	37	26	325	70.3	1	0	4.0/28.0	L* 30-33

1995 — N.Y. Jets

Date	Opponent	Att.	Comp.	Yds.	Comp.%	TD	INT	Sack/Lost	Result
9/3	@ Miami	8	5	37	63.0	0	1	0.0/0.0	L 14-52
9/10	Indianapolis	0	0	0	00.0	0	0	0.0/0.0	L 24-27 (OT)
9/17	Jacksonville								W 27-10
9/24	@ Atlanta								L 3-13
10/1	Oakland	4	1	0	25.0	0	0	0.0/0.0	L 10-47
10/8	@ Buffalo	23	13	112	56.5	1	1	1.0/3.0	L 10-29
10/15	@ Carolina	41	17	143	17.1	0	3	4.0/26.0	L* 15-26
10/22	Miami	26	15	152	57.7	2	1	3.0/17.0	W* 17-16
10/29	@ Indianapolis	31	19	154	61.3	1	1	4.0/25.0	L* 10-17
11/5	New England	8	3	18	37.5	0	0	0.0/0.0	L* 7-20
11/19	Buffalo								L 26-28
11/26	@ Seattle								W 16-10
12/3	St. Louis								L 20-23
12/10	@ New England								L 28-31
12/17	@ Houston								L 6-23
12/24	New Orleans	29	20	110	69.0	0	1	0.0/0.0	L 0-12

1997 — Denver Broncos

Date	Opponent	Att.	Comp.	Yds.	Comp.%	TD	INT	Sack/Lost	Result
8/31	Kansas City								W 19-3
9/7	@ Seattle								W 35-14
9/14	St. Louis								W 35-14
9/21	Cincinnati								W 38-20
9/28	@ Atlanta								W 29-21
10/6	New England								W 34-13
10/19	@ Oakland								L 25-28
10/26	@ Buffalo								W 23-20 (OT)
11/2	Seattle								W 30-27
11/9	Carolina								W 34-0
11/16	@ Kansas City								L 22-24
11/24	Oakland								W 31-3
11/30	@ San Diego								W 38-28
12/7	@ Pittsburgh								L 24-35
12/15	@ San Francisco								L 17-34
12/21	San Diego	9	6	48	66.7	0	0	0.0/0.0	W 38-3

Playoffs

12/27	Jacksonville	0	0	0	00.0	0	0	0.0/0.0	W	42-17
1/4	@ Kansas City				<i>Did Not Play</i>				W	14-10
1/11	@ Pittsburgh				<i>Did Not Play</i>				W	24-21
1/25	Green Bay	0	0	0	00.0	0	0	0.0/0.0	W	31-24

1998 — Denver Broncos

Date	Opponent	Att.	Comp.	Yds.	Comp.%	TD	INT	Sack/Lost	Result	
9/7	New England				<i>Did Not Play</i>				W	27-21
9/13	Dallas	1	1	38	100.0	0	0	0.0/0.0	W	42-23
9/20	@ Oakland	17	10	140	58.8	2	1	1.0/9.0	W	34-17
9/27	@ Washington	24	16	180	66.7	2	0	0.0/0.0	W*	38-16
10/4	Philadelphia	29	16	203	55.2	4	1	2.0/13.0	W*	41-16
10/11	@ Seattle				<i>Did Not Play</i>				W	21-16
10/25	Jacksonville				<i>Did Not Play</i>				W	37-24
11/1	@ Cincinnati				<i>Did Not Play</i>				W	33-26
11/8	San Diego	33	20	229	60.6	2	1	2.0/15.0	W*	27-10
11/16	@ Kansas City	23	13	180	56.5	0	0	1.0/6.0	W*	30-7
11/22	Oakland				<i>Did Not Play</i>				W	40-14
11/29	@ San Diego				<i>Did Not Play</i>				W	31-16
12/6	Kansas City				<i>Did Not Play</i>				W	35-31
12/13	@ N.Y. Giants				<i>Did Not Play</i>				L	16-20
12/21	@ Miami	4	2	16	50.0	0	0	1.0/6.0	L	21-31
12/27	Seattle				<i>Did Not Play</i>				W	28-21

Playoffs

1/9	Miami	0	0	0	00.0	0	0	0.0/0.0	W	38-3
1/17	N.Y. Jets				<i>Did Not Play</i>				W	23-10
1/31	Atlanta	0	0	0	00.0	0	0	0.0/0.0	W	34-19

1999 — Denver Broncos

Date	Opponent	Att.	Comp.	Yds.	Comp.%	TD	INT	Sack/Lost	Result	
9/13	Miami				<i>Did Not Play</i>				L	21-38
9/19	@ Kansas City	15	9	65	60.0	0	1	0.0/0.0	L	10-26
9/26	@ Tampa Bay				<i>Did Not Play</i>				L	10-13
10/3	N.Y. Jets	5	3	22	60.0	0	0	0.0/0.0	L	13-21
10/10	@ Oakland				<i>Inactive/3rd Quarterback</i>				W	16-13
10/17	Green Bay				<i>Inactive/3rd Quarterback</i>				W	31-10
10/24	@ New England				<i>Inactive/3rd Quarterback</i>				L	23-24
10/31	Minnesota				<i>Inactive/3rd Quarterback</i>				L	20-23
11/7	@ San Diego				<i>Inactive/3rd Quarterback</i>				W	33-17
11/14	@ Seattle				<i>Inactive/Oblique</i>				L	17-20
11/22	Oakland				<i>Inactive/Oblique</i>				W	27-21
12/5	Kansas City				<i>Did Not Play</i>				L	10-16
12/13	@ Jacksonville				<i>Did Not Play</i>				L	24-27
12/19	Seattle				<i>Did Not Play</i>				W	36-30 (OT)
12/25	@ Detroit				<i>Did Not Play</i>				W	17-7
1/2	San Diego				<i>Did Not Play</i>				L	6-12

2000 — Minnesota Vikings

Date	Opponent	Att.	Comp.	Yds.	Comp.%	TD	INT	Sack/Lost	Result	
9/3	Chicago				<i>Did Not Play</i>				W	30-27
9/10	Miami				<i>Did Not Play</i>				W	13-7
9/17	@ New England				<i>Did Not Play</i>				W	21-13
10/1	@ Detroit				<i>Did Not Play</i>				W	31-24
10/9	Tampa Bay				<i>Did Not Play</i>				W	30-23
10/15	@ Chicago				<i>Did Not Play</i>				W	28-16
10/22	Buffalo				<i>Did Not Play</i>				W	31-27
10/29	@ Tampa Bay				<i>Did Not Play</i>				L	13-41
11/6	@ Green Bay				<i>Did Not Play</i>				L	20-26 (OT)
11/12	Arizona	2	1	4	50.0	0	0	0.0/0.0	W	31-14
11/19	Carolina				<i>Did Not Play</i>				W	31-17
11/23	@ Dallas				<i>Did Not Play</i>				W	27-15
11/30	Detroit				<i>Did Not Play</i>				W	24-17
12/10	@ St. Louis				<i>Did Not Play</i>				L	29-40
12/17	Green Bay				<i>Did Not Play</i>				L	28-33
12/24	@ Indianapolis	18	9	78	50.0	0	1	1.0/6.0	L	10-31

Playoffs

1/6	New Orleans	0	0	0	0.0	0	0	0.0/0.0	W	34-16
1/14	@ N.Y. Giants				<i>Did Not Play</i>				L	0-41

*Indicates games started



JOHN BROWNING

DEFENSIVE END - 6-4 - 293

WEST VIRGINIA

DRAFT: (NO. 3 - 1996)

NFL: 6 (6TH WITH CHIEFS)

BORN: SEPTEMBER 30, 1973

MIAMI, FLORIDA

GP/GS: (51/39) PLAYOFFS: (1/0)



Pro Career: Mild-mannered Floridian proved to be one of the most versatile and valuable members of the Chiefs defense a year ago, starting at all four positions on the club's defensive front ... Unsung performer goes about his business quietly, toiling in the trenches diligently for Kansas City ... Joins S Jerome Woods and LB Donnie Edwards as the longest-tenured members of the Chiefs defensive unit ... All three of those defenders were tabbed by Kansas City in the '96 NFL Draft ... Entering his sixth NFL campaign in 2001 after producing his finest pro season to date last season ... Expected to battle Dan Williams for the starting nod at the club's "Eagle" defensive tackle post this year ... After injuries cost him all but eight games in '98-99, was the only Chiefs starting defensive lineman to make it through the 2000 season unscathed ... Played in all 16 games for the first time in his career and opened all 16 of those contests ... Started six games at right DT, five games at left DE, four contests at right DE and opened one game at left DT ... Set career highs with 71 tackles (43 solo) and 6.0 sacks (-31.0 yards) and ranked fourth on the team with a career-best 33 special teams stops ... Held together an injured-riddled defensive front and was a key reason Kansas City produced 51.0 sacks, the third-highest total in team history ... Rebounded in fine fashion in 2000 after a training camp Achilles injury cost him the entire '99 campaign and a back ailment kept him out of eight games in '98 ... Originally broke into a regular role as a starter with the club at right defensive end in '97 ... Possesses tremendous strength and surprising quickness which allow him to harass quarterbacks ... Frequently collapses the pocket, setting up sacks for his teammates ... Has seen duty in 51 regular season contests (39 starts), totaling 181 tackles (107 solo), 12.0 sacks (-52.5 yards), 84 quarterback pressures, two fumble recoveries, a forced fumble, an interception and two passes defended ... Also owns one career playoff appearance ... Tabbed by the Chiefs in the third round (68th overall) of the '96 draft. **2000:** Started all 16 games, opening games at all four positions on the defensive line (six at right DT, one at left DT, four at right DE and five at left DE) ... Established career highs with 6.0 sacks (-31.0 yards), 71 tackles (43 solo) and 33 QB pressures ... Also added one INT, one pass defended and a fumble recovery ... Was fourth on the team in sacks and sixth in tackles ... Was one of five defensive starters to open all 16 games in 2000, marking the first time in his career he saw duty in every game ... Posted six tackles and one QB pressure at right DT vs. Indianapolis (9/3) ... Produced five tackles and two QB pressures at right DT at Tennessee (9/10) ... Started at right DE for the injured Duane Clemons vs. San Diego (9/17), producing a sack of Ryan Leaf (-9.0 yards), two QB pressures and four tackles ... Started at right DE at Denver (9/24), setting a career high with 11 tackles (seven solo) and two QB pressures ... Started at right DE vs. Seattle (10/2), registering five tackles and two QB pressures ... Started at right DE vs. Oakland (10/15), recording 1.0 sack (-6.0 yards) of Rich Gannon, three solo tackles, one QB pressure and also recovered a Gannon fumble ... Started at left DT for the injured Chester McGlockton vs. St. Louis (10/22), intercepting his first career pass (no yards) off Kurt Warner and recording a sack of Trent Green (-6.0 yards), four tackles and four QB pressures ... Started at left DE for the injured Eric Hicks at Seattle (10/29), producing seven tackles (five solo), five QB pressures and one pass defended ... Started at left DE at Oakland (11/5), getting two tackles (one solo) and three QB pressures ... Totaled five tackles, 1.0 sack (-4.0 yards) of Jeff Garcia and one QB pressure at left DE at San Francisco (11/12) ... Had one tackle and five QB pressures at left DE vs. Buffalo (11/19) ... Posted three tackles and two QB pressures at left DE at San Diego (11/26) ... Had two tackles (one solo) and one QB pressure at right DT at New England (12/4) ... Contributed two solo tackles, 1.0 sack (-5.0 yards) of Steve Beuerlein and a QB pressure at right DT vs. Carolina (12/10) ... Produced four tackles and one QB pressure at right DT vs. Denver (12/17) ... Had seven tackles and 1.0 sack of Chris Chandler (-1.0 yard) at Atlanta (12/24). **1999:** Missed the entire preseason and regular season schedule when he suffered a right Achilles injury at training camp in River Falls on August 9th ... Was subsequently placed on injured reserve on August 31st, where he spent the remainder of the year. **1998:** Played in eight games (eight starts) at left defensive end, contributing 37 tackles (19 solo) and six QB pressures ... Inactive with a right ankle injury for the regular season's first two weeks vs. Oakland (9/6) and at Jacksonville (9/13) ... Started the next eight games at left defensive tackle, beginning with season's third contest vs. San

Diego (9/20) ... Had six tackles at Philadelphia (9/27) ... Set a career-high by logging a team-best eight tackles vs. Seattle (10/4) ... Matched that tally with eight tackles at New England (10/11) ... Tallied seven tackles and a QB pressure vs. the N.Y. Jets (11/1) ... Registered five tackles and a pair of QB pressures at Seattle (11/8) ... Listed as inactive with an ankle injury at San Diego (11/22) ... Was placed on the injured reserve list on November 29th with a back injury. **1997:** Moved into a full-time role as a starter in his sophomore campaign ... Played in 14 games (13 starts), opening 10 contests at right defensive end and three games at left defensive tackle ... Ranked second among Chiefs defensive linemen with 48 tackles (27 solo), to go along with 4.0 sacks (-17.5 yards), a figure which tied for third on the squad ... Added 24 QB pressures and a fumble recovery ... Produced seven tackles, half a sack (-2.5 yards) and three QB pressures at Denver (8/31) ... Had four QB hurries vs. Buffalo (9/14) ... Contributed four tackles, four QB pressures and a sack (-1.0 yard) of Kerry Collins at Carolina (9/21) ... Came up with five tackles and two QB pressures in addition to his first fumble recovery when Derrick Thomas knocked the ball from the hands of Rams QB Tony Banks at St. Louis (10/26) ... Responsible for four tackles, a pair of QB pressures and half of a sack (-4.0 yards) at Jacksonville (11/9) ... Was inactive at Seattle (11/23) and vs. San Francisco (11/30) with an injured right fibula ... Played but did not start vs. Oakland (12/7), taking down Jeff George for a 10-yard sack ... Started at left defensive tackle for an injured Vaughn Booker vs. Seattle (9/28), at San Diego (12/14) and vs. New Orleans (12/21) ... Played but did not start in the club's playoff outing vs. Denver (1/4/98), coming up with one tackle and a forced fumble. **1996:** Developed into a solid defensive player for the Chiefs during his rookie campaign ... Saw action in 13 games with two starts, collecting 25 tackles (18 solo) with 2.0 sacks (-4.0 yards), 21 quarterback pressures, one forced fumble and a pass defensed ... His tackle tally was tops among all Kansas City first year defensive players ... First pro sack came against Rick Mirer at Seattle (9/15) ... Added four QB pressures vs. Minnesota (11/10) ... Was inactive for contests vs. Chicago (11/17), San Diego (11/24) and Detroit (11/28) with a shoulder injury ... First NFL start came at right defensive end in place of an injured Vaughn Booker vs. Indianapolis (12/15), when he recorded a season-high four tackles, 1.0 sack (-3.0 yards), three QB pressures and a pass deflection ... Also opened in place of an injured Booker vs. Buffalo (12/22) where he racked up a career-high seven quarterback hurries along with three tackles and a forced fumble.

Colleges: Saw action in 24 regular season games (12 starts) for West Virginia, tallying 78 tackles (42 solo), 8.0 sacks, a fumble recovery and a pass deflection ... Appeared in seven games (six starts) for the Mountaineers as a senior, collecting 36 tackles (23 solos), four sacks (-40.0 yards), and three tackles for loss (-10.0 yards) ... Missed the first three games of the season due to an NCAA suspension for contact with an agent ... Began his collegiate career as a defensive tackle but moved to the end slot in spring drills prior to his senior season ... Played in 10 regular season games with six starts and also opened in the club's Carquest Bowl appearance vs. South Carolina as a junior ... Tallied 32 tackles (16 solo) with four sacks (-19.0 yards), two tackles for loss (-18 yards), and a fumble recovery ... Spent the early part of the season playing with a broken hand ... Saw reserve action in seven games at left defensive tackle as a sophomore, recording 10 tackles (seven solo) and four pass deflections ... Did not play football in '92 ... Majored in Physical Education at West Virginia.

Personal: Named a first team All-America selection of Super Prep at North Miami (Fla.) High School ... Tabbed by *USA Today* as an honorable mention All-USA pick ... Was a Florida Class 5A All-State and All-Dade County selection as a senior ... Is an accomplished pianist ... Full name: John Edward Browning ... Married, wife Kerry, with a daughter, Avrianna Rose (2) ... The Brownings reside in Overland Park, Kansas.



BROWNING'S NFL STATISTICS



Year	Team	G-S	TACKLES			FUMBLES		SACKS	INTS	PASSES	QB
			Solos	Asst.	Total	Rec.	For.	No./Yds.	No./Yds.	Defensed	Pressures
1996	Kansas City	13-2	18	7	25	0	1	2.0/4.0	0/0	1	21
1997	Kansas City	14-13	27	21	48	1	0	4.0/17.5	0/0	0	24
1998	Kansas City	8-8	19	18	37	0	0	0.0/0.0	0/0	0	6
1999	Kansas City	0-0	0	0	0	0	0	0.0/0.0	0/0	0	0
2000	Kansas City	16-16	43	28	71	1	0	6.0/31.0	1/0	1	33
Totals		51-39	107	74	181	2	1	12.0/52.5	1/0	2	84

POSTSEASON

Year	Team	G-S	TACKLES			FUMBLES		SACKS	INTS	PASSES	QB
			Solos	Asst.	Total	Rec.	For.	No./Yds.	No./Yds.	Defensed	Pressures
1997	Kansas City	1-0	1	0	1	0	1	0.0/0.0	0/0	0	0
Totals		1-0	1	0	1	0	1	0.0/0.0	0/0	0	0

SINGLE GAME CAREER HIGHS

Tackles: 11 (seven solo) at Denver (9/24/00)

QB Pressures: 7 at Buffalo (12/22/96)

Sacks: 1.0, 12 times, last at Atlanta (12/24/00)

Passes Defensed: 1 vs. Indianapolis (12/15/96)

Passes Defensed: 1 vs. Indianapolis (12/15/96)

Interceptions: 1 vs. St. Louis (10/22/00)



LEW BUSH

LINEBACKER - 6-2 - 249

**WASHINGTON STATE
FREE AGENT (2000)**

NFL: 9 (2ND WITH CHIEFS)

BORN: DECEMBER 2, 1969

ATLANTA, GEORGIA

GP/GS: (120/76) PLAYOFFS: (4/1)



Pro Career: Solid all-around linebacker enters his second campaign with Kansas City after joining the Chiefs as a free agent on March 4th of 2000 following a seven-year stay with San Diego ... Highly-regarded by Kansas City after competing against him twice a year with the Chargers for seven seasons ... Enters camp in 2001 as the top candidate to fill the starting role at the club's left outside "SAM" linebacker post ... Split the starting chores with Mike Maslowski at the left outside "base" LB post a year ago ... With Maslowski moving to his more natural middle linebacker post in 2001, Bush's primary competition for the starting role at LOLB will likely come in the form of 10-year veteran and longtime Broncos LB, Glenn Cadrez ... Versatile performer who has played both inside and outside during his pro career and also worked at defensive end in college ... Played in all 16 games (eight starts) in his debut season with the Chiefs in 2000 ... Racked up just his second career INT a year ago, getting it against his former club in a 42-10 romp vs. San Diego (9/17) in his first NFL contest against the Chargers ... Physical player who can stuff the run, as evidenced by his ability to work inside ... Also has the athletic skills to rush the passer, drop in coverage or chase down plays from the backside ... Provides an excellent complement to Donnie Edwards at the club's other outside LB post and Marcus Patton in the middle ... Should this Washington State alum ward off Cadrez for the starting LOLB spot, it would give the Chiefs a trio of starting linebackers who all hail from the Pac 10, joining UCLA products Edwards and Patton ... Originally made a name for himself as special teams standout for San Diego, but quickly progressed as a defensive player and became a mainstay in the Chargers starting lineup, opening 68 of the 72 games he's played in since '95 ... Was named the Chargers Special Teams Player of the Year as a rookie in '93 ... Took over the team's starting outside linebacker role in '95, but showed his versatility by also starting at inside linebacker in '97 ... Has seen duty in a total of 120 regular season games (76 starts), tallying 275 tackles (224 solo), 4.0 sacks (-21.0 yards), two INTs for 33 yards, nine passes defended, five fumbles forced, four fumble recoveries and five QB pressures ... Owns 38 career special teams tackles, as well ... Also owns four career playoff appearances with one start, including duty in Super Bowl XXIX following the '94 season with San Diego ... Has recorded a pair of tackles, a fumble recovery and a pass defended in postseason action ... Originally entered the league as the second of San Diego's two selections in the fourth round (99th overall) of the '93 NFL Draft. **At Kansas City (2000):** Played in all 16 games, getting eight starts at LOLB ... Recorded 33 tackles (24 solo), one INT for 33 yards, five QB pressures, a sack (-6.0 yards), a forced fumble and four special teams tackles ... Started the first six games of the year, getting three tackles in his Chiefs debut vs. Indianapolis (9/3) ... Compiled three tackles, one QB pressure and a tackle on punt coverage at Tennessee (9/10) ... Posted his second career INT vs. San Diego (9/17) when he stepped in front of a Ryan Leaf pass, returning it 33 yards. Also recorded two solo tackles and a pair of QB pressures against the Chargers ... Totaled a season-high seven tackles (five solo) and one QB pressure at Denver (9/24) ... Recorded six tackles vs. Seattle (10/2) ... Tallied four solo stops vs. Oakland (10/15) ... Saw reserve action at LOLB when the team opened in a dime package vs. St. Louis (10/22), notching his first sack as a Chief against Kurt Warner (-6.0 yards), one QB pressure and a solo tackle ... Saw reserve action at LOLB when the team opened in a nickel package at Seattle (10/29), racking up five solo tackles and forcing a Shaun Alexander fumble ... Made two tackles in a starting role at Oakland (11/5) ... Started at LOLB at San Francisco (11/12) ... Saw action on special teams vs. Buffalo (11/19) ... Had one tackle on punt coverage at San Diego (11/26) ... Saw action on special teams at New England (12/4) and vs. Carolina (12/10) ... Recorded one tackle apiece on punt coverage vs. Denver (12/17) and at Atlanta (12/24). **At San Diego (1993-99):** Saw duty in 104 games (68 starts) in seven seasons with the Chargers, producing 242 tackles (200 solo), 3.0 sacks (-15.0 yards), an INT, nine passes defended, four forced fumbles, and four fumble recoveries ... Racked up 34 special teams tackles, as well ... Produced two tackles, a fumble recovery and a pass defended in four games (one start) of postseason action. **1999:** Saw duty in all 16 games (14 starts) at outside linebacker, tallying 44 tackles (40 solo), one sack, one fumble recovery and two passes defended ... Tackle total was

seventh on the squad and second among the club's linebackers behind only team MVP Junior Seau ... Posted four tackles apiece at Kansas City (10/31), vs. Denver (11/7) and at Oakland (11/14) ... Recorded his lone sack of the season (-3.0 yards) and three tackles vs. Cleveland (12/5) ... Garnered six solo tackles vs. Oakland (12/26) ... Tallied a season-high seven solo tackles in a 12-6 triumph at Denver (1/2/00). **1998:** Started all 10 games he played in at outside linebacker ... Missed the final six games of the year with a knee injury ... Finished the season with 18 tackles, one sack, two passes defended and one forced fumble ... Posted a season-high four stops vs. the N.Y. Giants (9/27) ... Made two tackles and recorded his lone sack of the season (-7.0 yards) vs. Baltimore (11/15) before leaving the game with a sprained MCL in his right knee ... Was inactive for the next five games and was placed on injured reserve December 26th, one day before the season finale at Arizona (12/27). **1997:** Saw duty in 14 games (13 starts) ... Opened seven games at outside linebacker and six more at the inside linebacker post ... Of his six starts at inside linebacker, five came in place of an injured Kurt Gouveia and one in place of an injured Seau ... Tallied 56 tackles (51 solo) and three passes defended while adding one tackle on special teams ... Opened the year at weak inside linebacker spot in place of Seau at New England (8/31), responding with five tackles ... Started at weak inside linebacker vs. Indianapolis (10/26) after Kurt Gouveia was lost for season with a disc injury in his neck with Seau taking Gouveia's spot and Bush moving to Seau's post ... Suffered a strained left hamstring on punt coverage and did not return vs. Seattle (11/9) ... Was inactive vs. Oakland (11/16) and at San Francisco (11/23) ... Returned to the starting lineup vs. Denver (11/30), recording one tackle ... Started vs. Atlanta (12/7), vs. Kansas City (12/14) and at Denver (12/21), posting a season-high eight tackles against the Broncos. **1996:** Started all 16 games for the first time in his career, producing a career-high 64 tackles (48 solo), one sack, two fumble recoveries and a pass defended ... Also notched seven special teams stops ... Recorded his first career sack (-5.0 yards) and six tackles at Seattle (11/27) ... Tallied seven tackles at Chicago (12/14) ... Produced a season-high nine stops vs. Denver (12/22). **1995:** Saw duty in 16 games (15 starts), compiling 56 tackles, two forced fumbles, one fumble recovery, one INT, one pass defended and a special teams tackle ... Opened the season starting at Oakland (9/3), vs. Seattle (9/10), at Philadelphia (9/17) and vs. Denver (9/24) ... Played, but did not start at Pittsburgh (10/1), producing six tackles and his first career INT ... Returned to the starting lineup, posting a career-high 10 tackles at Kansas City (10/9) ... Chalked up seven tackles vs. Dallas (10/15) ... Recovered a fumble on the opening kickoff to help set up a Chargers score vs. Cleveland (12/3) ... Recorded five tackles, forced one fumble and recovered another at the N.Y. Giants (12/23) ... Started the club's AFC Wild Card playoff game vs. Indianapolis (12/31), recording two tackles and one pass defended. **1994:** Saw reserve duty in all 16 regular season games, plus the club's three playoff contests including Super Bowl XXIX ... Ranked third on the squad with 12 special teams tackles and forced one fumble ... Recovered a muffed punt vs. the L.A. Rams (11/27) ... Recorded two tackles in the playoffs, seeing special teams action in the AFC Divisional Playoffs vs. Miami (1/8/95), the AFC Championship Game at Pittsburgh (1/15/95) and Super Bowl XXIX vs. San Francisco in Miami (1/29/95). **1993:** Saw action in all 16 games as a rookie, posting two tackles on defense ... Led the squad with a career-high 13 special teams tackles and was named the club's Special Teams Player of the Year ... His 260 total plays on special teams led the club, as did his five special teams stops inside the opponent's 20-yard line ... Got his lone tackles on defense vs. the L.A. Raiders (11/21) and vs. Miami (12/27).

College: Four-year performer at Washington State, finished his collegiate stint with 224 tackles (144 solo), 13.0 sacks (-106.0 yards), 43 QB pressures, a fumble recovery and a forced fumble ... An All-Pac 10 second team choice as defensive end as senior in '92 ... Moved to defensive line after successful stint playing linebacker in his junior year ... Earned All-America honorable mention and first team All-Pac 10 honors after finishing third on the team with 105 tackles as junior in '91 ... Started the season at weak outside linebacker ... Redshirted during the '90 season ... Played every game and started the season finale as rover in '89 sophomore campaign, posting 63 tackles and 6.0 sacks ... Produced a career-high 4.0 sacks vs. Wyoming ... One of three true Washington State freshmen to play and the only one on defense in '88 ... Recorded eight stops and blocked a punt vs. California ... Majored in English at Washington State.

Personal: Earned Class AA All-State Class AA honors as defensive back at Washington High School in Tacoma, Washington, while also seeing duty at strong safety and running back for the Patriots ... Rushed for 1,104 yards in his senior season ... Active in several off-season community events and enjoys speaking to charitable groups ... Has participated in charity basketball games to benefit firefighters in Oregon ... Formerly owned and operated a barbecue restaurant named "Sweet Lew's" in La Jolla north of San Diego ... His family has "adopted" the Bridge Home For Children, providing birthday and holiday parties, visits and tickets to Chiefs home games ... A true barbecue aficionado, has found himself right at home in Kansas City ... Served as an honorary chef at the Kansas City Ronald McDonald House the past two off-seasons ... Has his own BBQ sauce, whose ingredients he keeps a closely-guarded secret ... Frequently serves up his culinary delights for his Kansas City teammates ... Full name: Lewis Fitzgerald Bush ... Married, wife Dee, with a son, Lewis Bush Jr. (1) ... The Bush family resides in Kansas City, Missouri.



BUSH'S NFL STATISTICS



Year	Team	TACKLES			FUMBLES		SACKS	INTS	PASSES	QB	
		G-S	Solos	Asst. Total	Rec.	For.	No./Yds.	No./Yds.	Defensed	Pressures	
1993	San Diego	16-0	1	1	2	0	0	0.0/0.0	0/0	0	--
1994	San Diego	16-0	2	0	2	0	1	0.0/0.0	0/0	0	--
1995	San Diego	16-15	46	10	56	1	2	0.0/0.0	1/0	1	--
1996	San Diego	16-16	48	16	64	2	0	1.0/5.0	0/0	1	--
1997	San Diego	14-13	51	5	56	0	0	0.0/0.0	0/0	3	--
1998	San Diego	10-10	12	6	18	0	1	1.0/7.0	0/0	2	--
1999	San Diego	16-14	40	4	44	1	0	1.0/3.0	0/0	2	--
2000	Kansas City	16-8	24	9	33	0	1	1.0/6.0	1/33	0	5
Totals		120-76	224	51	275	4	5	4.0/21.0	2/33	9	5

Additional Stats: Has 38 career special teams tackles - 13 in '93, 12 in '94, one in '95, seven in '96, one in '97 and four in 2000.

POSTSEASON

Year	Team	TACKLES			FUMBLES		SACKS	INTS	PASSES	QB	
		G-S	Solos	Asst. Total	Rec.	For.	No./Yds.	No./Yds.	Defensed	Pressures	
1994	San Diego	3-0	0	0	0	1	0	0.0/0.0	0/0	0	--
1995	San Diego	1-1	1	1	2	0	0	0.0/0.0	0/0	1	--
Totals		4-1	1	1	2	1	0	0.0/0.0	0/0	1	--

SINGLE GAME CAREER HIGHS

Tackles: 10 (nine solo) at Kansas City (10/9/95)

Sacks: 1.0, four times, last vs. St. Louis (10/22/00)

Interceptions: 1 at Pittsburgh (10/1/95)

vs. San Diego (9/17/00)

Fumble Recoveries: 1, four times, last at Detroit (10/10/99)

Forced Fumbles: 1, four times, last at Seattle (10/29/00)

QB Pressures: 2 vs. San Diego (9/17/00)



GLENN CADREZ

LINEBACKER - 6-2 • 241

HOUSTON

FREE AGENT (2001)

NFL: 10 (1ST WITH CHIEFS)

BORN: JANUARY 2, 1970

EL CENTRO, CALIFORNIA

GP/GS: (139/40) PLAYOFFS: (9/3)



Pro Career: Veteran linebacker joined Kansas City as a free agent on June 6th of 2001 ... Entering his 10th NFL season and his first with the Chiefs ... Can play either inside or outside linebacker, but is expected to work at the left outside "SAM" linebacker spot for Kansas City behind incumbent Lew Bush ... Adds experience and depth to the Chiefs talented linebacker corps ... Is also a seasoned performer on special teams ... Yet another Rocky Mountain refugee to join the Red and Gold, is reunited with former Broncos defensive coordinator Greg Robinson and longtime Denver teammate, CB Ray Crockett in Kansas City ... Also spent one year with Robinson at the N.Y. Jets ('94) ... Has appeared in 139 regular season NFL games (40 starts) during nine previous NFL seasons with Denver ('95-00) and the N.Y. Jets ('92-95) ... Has recorded 291 tackles (198 solo) during his pro tenure to go along with 13.0 sacks (-55.0 yards) ... Has also recorded two interceptions for 11 yards, eight passes defensed, six forced fumbles and five fumble recoveries ... Owns 50 special teams tackles and one kickoff return for 10 yards, as well ... Has played in nine postseason games (three starts), all with Denver, including Super Bowls XXXII and XXXIII ... Produced 17 tackles and one pass defensed in playoff action ... Signed with Denver on September 27th of '95 after being released by the N.Y. Jets following the first game of the '95 season ...

Originally entered the NFL as a sixth-round draft choice (154th overall) of the N.Y. Jets in '92.

At Denver (1995-00): Appeared in 90 games, starting 40 of those contests ... Recorded 284 tackles (192 solo tackles) with 13.0 sacks (-55.0 yards), eight passes defended, six forced fumbles, five fumble recoveries and two interceptions ... Played a key role in Denver's victories in Super Bowls XXXIII and XXXIII ... In nine postseason games (three starts), has 17 tackles and one pass defended. **2000:** Played in all 16 games and made three starts, posting 14 tackles (seven solo) and one pass defended ... Also had a special teams stop ... Started the season opener at St. Louis (9/4) at weakside LB in place of an injured John Mobley and posted two solo tackles ... Replaced MLB Al Wilson (shoulder) vs. Atlanta (9/10) and recorded four stops ... Started his second game in place of Mobley (thumb) at New Orleans (12/3) ... Played on special teams vs. Seattle (12/10) and vs. San Francisco (12/23) ... Saw action in a reserve role and on special teams in the AFC Wild Card Game at Baltimore (12/31). **1999:** Played in all 16 games with 15 starts ... Led the team in tackles with 97 tackles (73 solo), including a career-high 7.0 sacks (-32.0 yards), which tied for second on the team ... Also had a career-high five passes defended, three forced fumbles and four fumble recoveries, one of which he returned 37 yards for a touchdown ... Began the season at middle linebacker but moved to the weakside position in the first quarter at Kansas City (9/19) after Mobley left the game with a knee injury ... Played the whole game but did not start vs. Minnesota (10/31) when Denver opened the game in the nickel ... Recorded his first sack of the season at Tampa Bay (9/26), dropping Trent Dilfer for a one-yard loss ... Followed that a week later with his second, victimizing Rick Mirer vs. the N.Y. Jets (10/3) ... Made it three weeks in a row with a sack at Oakland (10/10) by dropping Rich Gannon for a four yard loss in a 16-13 win ... Enjoyed his most productive game of the season on Monday Night Football vs. Oakland (11/22), recording a team-high 11 tackles, including a career-high three sacks (-16.0 yards), while also adding a pass defended and a fumble recovery to earn AFC Defensive Player of the Week honors ... Forced his first fumble vs. Kansas City (12/5) ... Posted a season-high two passes defended at Jacksonville (12/13) ... Scooped up a Jon Kitna fumble and returned it 37 yards for a touchdown vs. Seattle (12/19) in a 36-30 overtime win, marking just the second overtime game in NFL history to be decided by a fumble return for a touchdown. The play began when current cornerback Ray Crockett sacked Kitna to force the fumble ... Posted his seventh sack of the season at Detroit (12/25) sacking Charlie Batch for an eight-yard loss and forcing a fumble on the play ... Closed the season on a high note vs. San Diego (1/2/00), posting eight tackles and forced a fumble which he recovered. **1998:** Started at his new position of middle linebacker in 15 of 16 games and ranked second on the team with a career-high 105 tackles (76 solo), including 4.0 sacks (-20 yards), to go along with two passes defended, the first two interceptions of his career, three forced fumbles and four special teams tackles ... Got his first sack since '95 at Washington (9/27) when he dropped current Chiefs QB Trent Green for an eight-yard loss ... Followed that the next week vs. Philadelphia (10/4) with a two-yard sack of Bobby Hoying ... Added his third sack vs. Jacksonville (10/25) with an eight-yard sack of Mark Brunell ... Got his fourth sack of the season at San Diego (11/29) on Craig Whelihan ... Intercepted his first career pass at Seattle (10/11) to go along with 10 tackles (nine solo) to lead the team ... Topped that effort with 11 tackles (seven solo) at Cincinnati (11/1) ... Set a career-high with 12 tackles (seven solo) in a 30-7 win at Kansas City (11/16) on Monday Night Football ... Victimized John Kitna for his second career interception vs. Seattle (12/27) ... Started at MLB in all three postseason contests and tied for fourth on the team with 14 tackles (seven solo) ... Made his first career postseason start in the AFC Divisional Playoff Game vs. Miami (1/9/99) and posted two tackles with one pass defended ... Contributed four tackles in the AFC Championship Game vs. the N.Y. Jets (1/17/99) ... Led Denver with eight tackles (four solo) in a Super Bowl XXXIII victory vs. Atlanta (1/31/99). **1997:** Contributed at linebacker in all 16 games, making eight tackles (seven solo), and on special teams where he added six more and a forced fumble ... Recorded one assisted tackle and one special teams stop at Atlanta (9/28) ... Had two tackles and a special teams stop at Oakland (10/19) ... Forced a fumble on the opening kickoff of the second half vs. Seattle (11/2) ... In the regular season finale vs. San Diego (12/21) he made one solo tackle, and played on special teams ... Saw action in all four postseason games with three tackles ... Recorded two tackles in an AFC Wild Card Playoff win vs. Jacksonville (12/21) ... Saw action in the AFC Divisional Playoffs at Kansas City (1/4/98) ... Had one assisted tackle in the AFC Championship Game at Pittsburgh (1/11/98) and served as the "spy" on Steelers quarterback Kordell Stewart for most of the day, as Stewart only ran for 11 yards on two carries after his 33-yard touchdown in the first quarter ... Played in Denver's Super Bowl XXXII win vs. Green Bay (1/25/98). **1996:** Saw action in all 16 regular season games, both as a linebacker and on special teams ... Made 15 tackles (seven solo), including half a sack and six tackles on special teams ... Most extensive action of the season came vs. San Diego (10/6) when he replaced an injured Mobley and played nearly half the game at weakside linebacker ... Replaced Mobley for a significant portion of a Monday Night Game at Oakland (11/4) making two tackles ... Participated on special teams in an AFC Divisional Playoff contest vs. Jacksonville (1/4/97). **1995:** Saw action in 10 games with seven starts with Denver after playing in the season opener as a member of the N.Y. Jets ... Including that one contest with the Jets, he saw action in 11 total games on the year

... Released by the Jets on September 19th and signed with Denver on September 27th ... Recorded 44 tackles (22 solo) and got 2.0 sacks (-3.0 yards) ... Made his first appearance as a Bronco at Seattle (10/1) ... Made his first professional start at left linebacker at New England (10/8), but tore cartilage in his right knee during the latter contest and underwent arthroscopic surgery on October 10th ... Missed games vs. Oakland (10/16) and vs. Kansas City (10/22) with that knee injury ... Registered the first two sacks of his career on consecutive third and fourth down plays vs. Jacksonville (12/3) in a 31-23 win ... Recovered a fumble at Oakland (12/24) to set up a game-winning drive. **At N.Y. Jets (1992-95):** Played in all 50 games during three seasons with the N.Y. Jets ... Recorded eight tackles and 30 special teams stops. **1995:** Played in the season opener at Miami (9/3) ... Released on September 19th. **1994:** Played in all 16 games, primarily on special teams, recording 11 special teams stops. **1993:** Appeared in all 16 games, recording 11 special teams tackles and six tackles as a backup linebacker. **1992:** Saw action in all 16 games, registering eight special teams tackles on the season ... Was a sixth-round pick (154th overall) by the Jets in '92 NFL Draft.

College: Played collegiately at the University of Houston from '90-91 ... Earned All-Southwest Conference honors as a senior in '91 when he led the Cougars with 12.0 sacks as a defensive end ... Recorded 63 tackles, one forced fumble and 14 tackles for a loss ... Transferred to Houston from Chaffey Junior College, where he led the team in tackles and sacks both seasons he was there ... Majored in Marketing at Houston.

Personal: A prep standout in football at Central Union High School in El Centro, California ... An All-League selection as a senior ... Runs the Imperial Valley Police Athletic League in El Centro and Brawley, California, to help fund troubled youth ... Opened a restaurant in El Centro in '99 ... Full name: Glenn E. Cadrez ... Married, wife Betsy, with three daughters, Tahnee (9), Caylee (6) and Phoebee (4) ... The Cadrez family resides in El Centro, California.



CADREZ'S NFL STATISTICS



Year	Team	G-S	INTERCEPTIONS				TACKLES			FUMBLES		PASSES	SACKS	SP. TEAM
			No.	Yds.	LG	TDs	Solos	Asst.	Tot.	Rec.	For.	Defensed	No./Yds.	Tackles
1992	N.Y. Jets	16-0	0	0	--	0	1	0	1	0	0	0	0.0/0.0	8
1993	N.Y. Jets	16-0	0	0	--	0	5	1	6	0	0	0	0.0/0.0	11
1994	N.Y. Jets	16-0	0	0	--	0	0	1	1	0	0	0	0.0/0.0	11
1995	N.Y. Jets	1-0	0	0	--	0	0	0	0	0	0	0	0.0/0.0	0
	Denver	10-7	0	0	--	0	22	22	44	1	0	0	2.0/3.0	3
1996	Denver	16-0	0	0	--	0	7	8	15	0	0	0	0.0/0.0	6
1997	Denver	16-0	0	0	--	0	7	1	8	0	0	0	0.0/0.0	6
1998	Denver	16-15	2	11	6	0	76	29	105	0	3	2	4.0/20.0	4
1999	Denver	16-15	0	0	--	0	73	24	97	4	3	5	7.0/32.0	0
2000	Denver	16-3	0	0	--	0	7	7	14	0	0	1	0.0/0.0	1
Totals		139-40	2	11	6	0	198	93	291	5	6	8	13.0/55.0	50

Additional Stats: Returned a fumble 37 yards for a touchdown in overtime vs. Seattle (11/19/99). Has 50 special teams tackles - eight in '92, 11 in '93, 11 in '94, three in '95, six in '96, six in '97, four in '98 and one in 2000. Forced a fumble on special teams vs. Seattle (11/2/97). Returned one kickoff for 10 yards in '94.

SINGLE GAME CAREER HIGHS

Tackles: 12 (seven solo) at Kansas City (11/16/98)

Fumble Recoveries: 1, five times, last vs. San Diego (1/2/00)

Sacks: 3.0 vs. Oakland (10/10/99)

Interceptions: 1 at Seattle (10/11/98)

Passes Defensed: 2 at Jacksonville (12/13/99)

vs. Seattle (12/27/98)

Forced Fumbles: 1, six times, last

Long INT Return: 6 vs. Seattle (10/11/98)

vs. San Diego (1/2/00)

INT Return Yards: 6 vs. Seattle (10/11/98)

POSTSEASON

Year	Team	G-S	INTERCEPTIONS				TACKLES			FUMBLES		PASSES	SACKS	SP. TEAM
			No.	Yds.	LG	TDs	Solos	Asst.	Tot.	Rec.	For.	Defensed	No./Yds.	Tackles
1996	Denver	1-0	0	0	--	0	0	0	0	0	0	0	0.0/0.0	0
1997	Denver	4-0	0	0	--	0	2	1	3	0	0	0	0.0/0.0	0
1998	Denver	3-3	0	0	--	0	7	7	14	0	0	1	0.0/0.0	0
2000	Denver	1-0	0	0	--	0	0	0	0	0	0	0	0.0/0.0	0
Totals		9-3	0	0	--	0	9	8	17	0	0	1	0.0/0.0	0

STREAKS AND MILESTONES: Has appeared in 88 consecutive games dating back to a game vs. Arizona (11/5/95).



DUANE CLEMONS

DEFENSIVE END - 6-5 - 278

CALIFORNIA
UNRESTRICTED FREE AGENT (2000)
NFL: 6 (2ND WITH CHIEFS)
BORN: MAY 23, 1974
RIVERSIDE, CALIFORNIA
GP/GS: (70/28) PLAYOFFS: (5/2)



Pro Career: Top-flight pass rusher spread his wings in Kansas City a year ago ... Joined the club as an unrestricted free agent from Minnesota on March 24th of 2000 ... Former first-round draft choice immediately impressed Kansas City a year ago and stepped into a starting role for the club at right defensive end, where he is slated to work once again ... High-intensity performer possesses a lethal combination of speed, power and long arms which allows him to create havoc coming off the edge ... Is adept at the art of the sack and strip, as well ... Known for getting a good jump off the ball in pass rushing situations, but is also a staunch run defender ... Was poised for a prolific season in 2000 after getting a career-high 2.5 sacks in the season's second game, but suffered a hip injury in that contest at Tennessee (9/10/00) which hampered him for the remainder of the campaign ... Sat out the next four contests, but rebounded to start the final 10 games of the year ... Despite missing a quarter of the season, still racked up a career-high 75 tackles, more than double his previous personal-high of 32 he set with Minnesota in '99 ... Also added 7.5 sacks to rank second on the club in his debut season with the Red and Gold, just two sacks shy of his career mark of 9.5 he established in his final year with the Vikings ... Should he stay healthy, certainly has the potential to become a double-digit sack artist, particularly with the threat of Eric Hicks working at the Chiefs other DE position ... Appears to have finally found his NFL niche at defensive end ... Played defensive end in the collegiate ranks and was moved to linebacker by Minnesota, but was then switched back to defensive end by the Vikings midway through his rookie campaign ... Frequently gets his sacks in bunches, owning seven contests with 2.0 or more QB takedowns ... Has produced a pair of multi-sack games during his tenure with the Chiefs ... Has seen action in 70 games (28 starts) during his five NFL seasons, collecting 26.0 sacks (-129.5 yards), 165 tackles (100 solo), 7.5 tackles for loss, 113 QB pressures, seven fumble recoveries, six forced fumbles and 11 passes defended ... Playoff tested, played in the postseason each of his last three seasons with the Vikings, seeing action in five playoff games with two starts ... Owns six tackles, a sack, four QB pressures and a pass defended in postseason play ... Originally entered the NFL in the first round of the '96 draft (16th overall) out of California, where he was a teammate of Chiefs Pro Bowl tight end Tony Gonzalez.

At Kansas City (2000): Started 12 games at right DE and led all Chiefs defensive linemen and finished fifth on the team with a career-high 75 tackles (39 solo) ... Despite missing four games due to an injury, tied for second on the team with 7.5 sacks (-36.5 yards) and tied for third with six passes defended ... Also had one forced fumble, a fumble recovery and 38 QB pressures ... Tallied seven tackles and three QB pressures in his Kansas City debut vs. Indianapolis (9/3) ... Posted eight tackles, a career-high 2.5 sacks (-14.5 yards) (1.0 - Steve McNair -1.0 yard; 1.5 - Neil O'Donnell -13.5 yards), a career-high seven QB pressures and had a pass defended at Tennessee (9/10). Delivered a bone-jarring hit which knocked McNair out of the game in the fourth quarter ... Was inactive vs. San Diego (9/17), at Denver (9/24), vs. Seattle (10/2) and vs. Oakland (10/15) due to a hip injury suffered at Tennessee (9/10) ... Started at right DE vs. St. Louis (10/22), producing eight tackles (three solo) and six QB pressures. Also had two passes defended, one of which was intercepted by John Browning ... Totaled five tackles, two QB pressures and recovered a Shaun Alexander fumble at Seattle (10/29) ... Posted six tackles and three QB pressures at Oakland (11/5) ... Compiled 10 tackles (six solo), 1.0 sack (-6.0 yards) of Rob Johnson and three QB pressures vs. Buffalo (11/19) ... Contributed four solo tackles, one forced fumble, 1.0 sack (-8.0 yards) of Ryan Leaf, four QB pressures and two passes defended at San Diego (11/26) ... Recorded five tackles and one pass defended at New England (12/4) ... Collected six tackles, three QB pressures and 2.0 sacks (-5.0 yards) of Steve Beuerlein vs. Carolina (12/10) ... Totaled two tackles and five QB pressures vs. Denver (12/17) ... Had a career-high 11 tackles (seven solo), two QB pressures and 1.0 sack (-3.0 yards) of Chris Chandler at Atlanta (12/24). **At Minnesota (1996-99):** Saw action in 58 games (16 starts) during four seasons in Minnesota, collecting 18.5 sacks (-95.0 yards), 90 tackles (61

solo), 7.5 tackles for loss, 75 QB pressures, six fumble recoveries, five forced fumbles and five passes defended ... Added six tackles, a sack, four QB pressures and a pass defended in five games (two starts) of postseason play. **1999:** Saw duty in 16 games (nine starts), tallying 32 tackles (26 solo), 9.0 sacks (-47.0 yards), one tackle for loss, 31 QB hurries, three passes defended, four fumble recoveries and three forced fumbles ... Also notched four tackles, two tackles for loss, three QB pressures and one pass defended in two playoff starts ... Posted a key fourth-quarter sack of QB Chris Chandler, forcing a field goal attempt that sailed wide left in a season-opening 17-14 win at Atlanta (9/12) ... Recovered a fumble vs. Oakland (9/19) ... Recorded 2.0 sacks (-15.0 yards) of Brett Favre at Green Bay (9/26) ... Made one tackle, knocked down a season-best two passes and matched a season-high with four QB pressures vs. Tampa Bay (10/3) ... Made two tackles and posted a sack for a one-yard loss at Detroit (10/17) ... Notched two QB pressures vs. San Francisco (10/24) ... Recorded two tackles, two QB pressures and a fumble recovery at Denver (10/31) ... Tied a career high with two forced fumbles at Chicago (11/14), while also producing four tackles, 2.0 sacks (-6.0 yards) and two QB pressures ... Had three tackles and two QB pressures at Kansas City (12/12) ... Tallied a season-high five tackles, a sack (-2.0 yards), two QB pressures and a forced fumble at the N.Y. Giants (12/26) ... Got the fifth two-sack game of his career with 2.0 sacks (-20.0 yards) vs. Detroit (1/2/00) ... Racked up two tackles, a tackle for loss, a sack (-8.0 yards) and two QB pressures in a starting role in the NFC Wild Card Playoffs vs. Dallas (1/9/00) ... Started in the NFC Divisional Playoffs at St. Louis (1/16/00) and produced two tackles, a tackle for loss, a QB pressure and a pass defended. **1998:** Played in all 16 games for the first time in his career, starting four times ... Posted 29 tackles (21 solo), 2.5 sacks and one pass defended ... Also ranked second on the club with 44 QB pressures, trailing only John Randle ... Started at DE vs. Tampa Bay (9/6) ... Started at DE, posting a season-high six QB pressures and tied a season-high with four tackles at St. Louis (9/13) ... Produced a sack of Charlie Batch vs. Detroit (9/20), resulting in a five-yard loss ... Started at DE at Green Bay (10/5) ... Tallied three tackles and 1.5 sacks (-8.0 yards) vs. Washington (10/18) ... Started at DE vs. New Orleans (11/8), tallying three tackles and three QB pressures ... Tied a season-high with four tackles vs. Cincinnati (11/15) ... Posted four QB pressures vs. Green Bay (11/22) and at Dallas (11/26) ... Tallied three tackles and a club-best five QB pressures vs. Chicago (12/6) ... Recorded one tackle and three QB pressures in regular-season finale at Tennessee (12/26) ... Inactive for the club's NFC Divisional Playoff game vs. Arizona (1/10/99) ... Had four QB pressures in the NFC Championship game vs. Atlanta (1/17/99). **1997:** Saw duty in 13 contests (three starts), posting 20 tackles (10 solo), 7.0 sacks (-33.0 yards), one fumble recovery, two forced fumbles and one pass defended ... Despite the fact that he opened only three games, his 7.0 sacks still ranked second on the team ... Had 3.0 sacks, two forced fumbles, four tackles for a loss and a fumble recovery in his three starts ... Tied for second on club with a pair of forced fumbles ... Was inactive vs. Buffalo (8/31), at Tampa Bay (9/14) and vs. Philadelphia (9/28) ... Broke into the NFL sack column with 2.0 sacks (-8.0 yards) on Drew Bledsoe vs. New England (11/2) ... Got his first career start vs. the N.Y. Jets (11/23), tallying two forced fumbles, 2.0 sacks (-8.0 yards) and a fumble recovery ... Started vs. Green Bay (12/1), registering two tackles for a loss ... Also opened the following week at San Francisco (12/7). **1996:** Saw action in 13 games during his rookie campaign, finishing the year with nine tackles (four solo) and a fumble recovery ... Active but did not play vs. Green Bay (9/22) ... Made his regular season NFL debut on special teams vs. N.Y. Giants (9/29) ... Recovered his first career fumble, setting up a score vs. Seattle (11/10) while also making a tackle for a loss ... Shared a tackle for loss vs. Oakland (11/17) ... Inactive for final three games of the regular season and the club's playoff game.

College: Set an NCAA season record for blocked kicks with seven as junior in '95 ... Finished second in the Pac 10 in sacks with 10.5, the third-most in a season in school history ... Was a consensus All-Pac 10 selection and a first-team All-America pick by *Football News* ... Named National Lineman of the Month by Gridiron Report after posting 32 tackles, 17 quarterback pressures, 10 tackles for a loss and two sacks in four games in October of '95 ... Sat out '94 due to a grade discrepancy that wasn't corrected until the professor returned from Africa three games into the season ... In '93 he started nine games at strongside defensive end ... Named recipient of the Joe Roth Award, given annually to a Cal player for courage, sportsmanship and leadership in '93 ... First collegiate start came against Oregon in the ninth game of his freshman year ... Earned degree in Ethnic Studies from California.

Personal: An All-California Interscholastic Federation pick as a defensive end and tight end at John W. North High School in Riverside, California ... A Western Top 100 pick by the *Tacoma News-Tribune* ... First job was as a peanut vendor for a Triple-A baseball team in Riverside when he was in eighth grade ... Repaired televisions and VCRs at a video store in high school ... Served as a mentor at a middle school in West Oakland ... Was involved in the Big Brother/Big Sister Program while attending college ... Runs Unicepl, a company that specializes in image consulting and marketing ... Full name: Duane Clemons ... Married, wife Rana, with daughter, Brea (4) and a son, Duane, Jr. (3) ... The Clemons family resides in Overland Park, Kansas.



CLEMONS' NFL STATISTICS



Year	Team	TACKLES			FUMBLES		SACKS	PASSES	QB	
		G-S	Solos	Asst.	Total	Rec.	For.	No./Yds.	Defensed	Pressures
1996	Minnesota	13-0	4	5	9	1	0	0.0/0.0	0	--
1997	Minnesota	13-3	10	10	20	1	2	7.0/33.0	1	--
1998	Minnesota	16-4	21	8	29	0	0	2.5/13.0	1	44
1999	Minnesota	16-9	26	6	32	4	3	9.0/47.0	3	31
2000	Kansas City	12-12	39	36	75	1	1	7.5/36.5	6	38
Totals		70-28	100	65	165	7	6	26.0/129.5	11	113

POSTSEASON

Year	Team	TACKLES			FUMBLES		SACKS	PASSES	QB	
		G-S	Solos	Asst.	Total	Rec.	For.	No./Yds.	Defensed	Pressures
1996	Minnesota	0-0	0	0	0	0	0	0.0/0.0	0	--
1997	Minnesota	2-0	2	0	2	0	0	0.0/0.0	0	--
1998	Minnesota	1-0	0	0	0	0	0	0.0/0.0	0	4
1999	Minnesota	2-2	1	3	4	0	0	1.0/8.0	1	0
Totals		5-2	3	3	6	0	0	1.0/8.0	1	4

SINGLE GAME CAREER HIGHS

Tackles: 11 (seven solo) at Atlanta (12/24/00)

Sacks: 2.5 at Tennessee (9/10/00)

Fumble Recoveries: 2 at N.Y. Jets (11/23/97)

Forced Fumbles: 2 at Chicago (11/14/99)

Passes Defensed: 2 vs. Tampa Bay (10/3/99)

vs. St. Louis (10/22/00)

at San Diego (11/26/00)

QB Pressures: 7 at Tennessee (9/10/00)



CLEMONS' MULTI-SACK GAMES (7)




- 2.5 at Tennessee (9/10/00)
- 2.0 vs. New England (11/2/97)
- 2.0 vs. N.Y. Jets (11/23/97)
- 2.0 at Green Bay (9/26/99)
- 2.0 at Chicago (11/14/99)
- 2.0 vs. Detroit (1/2/00)
- 2.0 vs. Carolina (12/10/00)



CHIEFS RECORD BOOK MOST SACKS, TEAM, SEASON



- 60.0 1990
- 54.0 1997
- 51.0 2000
- 50.0 1984
- 50.0 1992



MIKE CLOUD

RUNNING BACK - 5-10 - 206

**BOSTON COLLEGE
DRAFT (NO. 2 - 1999)
NFL: 3 (3RD WITH CHIEFS)
BORN: JULY 1, 1975
CHARLESTON, SOUTH CAROLINA
GP/GS: (27/4) PLAYOFFS: (0/0)**



Pro Career: Third-year runner enters training camp in 2001 as the Chiefs number two RB behind unrestricted free agent signee Priest Holmes . . . Turned in a solid off-season program and with his blend of running and pass-catching skills, should prove a nice fit for Kansas City's revamped offensive scheme . . . In addition to seeking a larger role on offense, could also get onto the field for the Chiefs as a kickoff return artist after leading the club in that department a year ago . . . Scrappy performer who has come up with some of his biggest games at crucial times . . . Registered a pair of scores in 2000, getting one on a run to account for the game-winning score in a Monday Night Football contest vs. Seattle and his second on a blocked punt return in a victory over the defending Super Bowl champion St. Louis Rams . . . A versatile runner with the speed to get around the edge and the toughness to lower his shoulders between the tackles . . . Has appeared in 27 games (four

starts) in his two prior campaigns with Kansas City ... Owns 65 carries for 212 yards (3.3 avg.) and one touchdown ... Has also caught five passes for 41 yards and has returned 38 kickoffs for 807 yards (21.2 avg.) ... Also has a TD on a blocked punt return and four special teams tackles ... Was one of seven different players (including six RBs) to lead Kansas City in rushing in a game as a rookie in '99, a first in franchise history ... Breakthrough game of his rookie season was a 37-34 come-from-behind win at Oakland (11/28/99) when he gained 54 of his team-high 58 yards in the second half, a total which accounted for nearly half of his yardage tally for the entire season ... Joined the Chiefs as Kansas City's second round draft choice (53rd overall) in the '99 NFL Draft ... Was the seventh running back selected overall behind Edgerrin James, Ricky Williams, James Johnson, Rob Konrad, Kevin Faulk and Joe Montgomery. **2000:** Played in all 16 games on special teams and saw duty at RB in six games (four starts) ... Had 30 carries for 84 yards and one TD and two receptions for 16 yards ... Led the team with 36 kickoff returns for 779 yards (21.6 avg.) ... Also produced three special teams tackles ... Saw reserve duty at RB vs. Indianapolis (9/3), recording two carries for five yards and returning five kickoffs for 111 yards (22.2 avg.) ... Made his first career start at RB at Tennessee (9/10), recording seven carries for 10 yards ... Had eight carries for 21 yards vs. San Diego (9/17) ... Started at RB at Denver (9/24), rushing four times for five yards and hauling in one pass for a career-long 13 yards ... Started at RB vs. Seattle (10/2), totaling six carries for 36 yards and his first career TD, a 15-yard run for the go ahead score with 4:26 remaining in the game in a come-from-behind 24-17 win. Also had one catch for three yards and one KO return for 20 yards ... Started at RB vs. Oakland (10/15), producing three carries for seven yards and one KO return for 24 yards ... Saw action on special teams vs. St. Louis (10/22), returning John Baker's punt which was blocked by Bracy Walker six yards for a TD in the first quarter. Also returned three KOs for 60 yards ... Saw action on special teams at Seattle (10/29) ... Returned two kicks for 58 yards, including a 34-yarder at Oakland (11/5) and contributed one tackle on KO coverage ... Took back three KOs for 68 yards at San Francisco (11/12) ... Returned three KOs for 65 yards vs. Buffalo (11/19) ... Returned three KOs for 48 yards and made one stop on punt coverage at San Diego (11/26) ... Set career-highs in kickoff returns (six) and yards (157), including a career-long 38-yard runback at New England (12/4) ... Recorded two KO returns for 40 yards vs. Carolina (12/10) ... Took back two kickoffs for 43 yards vs. Denver (12/17) ... Had five KO returns for 85 yards and one tackle on KO coverage at Atlanta (12/24). **1999:** Lined up on special teams in 11 games ... Also saw duty as a reserve RB in eight contests, producing 35 carries for 128 yards (3.7 avg.) ... Added three receptions for 25 yards in addition to one tackle on kickoff coverage and two kickoff returns for 28 yards ... Was inactive at Chicago (9/12), vs. Denver (9/19) and vs. Detroit (9/26) ... Made his NFL debut on the punt return team at San Diego (10/3) ... Was inactive vs. New England (10/10) and at Baltimore (10/21) ... Recorded his first seven NFL carries for 21 yards vs. San Diego (10/31) and caught his first pro pass for six yards, as well ... Played on special teams at Indianapolis (11/7) and at Tampa Bay (11/14) ... Produced one carry for three yards vs. Seattle (11/21) ... Saw the most extensive duty of his pro career at Oakland (11/28), posting career and team highs with 11 carries for 58 yards, including a career-long 14-yard run. Tallied one carry for four yards in the first half before exploding for 54 yards on 10 carries in the final two quarters. Also caught one pass for seven yards. Became the first Chiefs rookie to lead the team in rushing in a game since '94 ... Posted four carries for 13 yards at Denver (12/5) ... Recorded eight carries for 26 yards vs. Minnesota (12/12), had one special teams stop and returned a kickoff 18 yards ... Snared a career-long 12-yard reception vs. Pittsburgh (12/18) and returned one kickoff for 10 yards ... Produced two carries for six yards at Seattle (12/26) ... Posted one carry for one yard vs. Oakland (1/2/00).

College: The all-time leading rusher in Boston College history ... Played in 45 games (13 starts) during his career at Boston College, producing 614 carries for 3,597 yards (5.9 avg.) with 25 touchdowns ... Those 3,597 rushing yards set the all-time school rushing mark, breaking the previous record of 3,502 yards previously held by former Chief, Troy Stadford ... Also owns Eagles records for single-season rushing attempts and yardage with 308 carries for 1,729 yards in '98 ... That seasonal yardage tally is also tops in Big East history, breaking Amos Zereoue's mark of 1,505 yards in '97 ... Produced two 200-yard rushing games and produced 100+ rushing yards 18 times during his collegiate career ... Caught 58 passes for 524 yards (9.0 avg.) with one score, as well ... A consensus first team All-America selection and one of three finalists for the Doak Walker Award as a senior ... Earned first team All-Big East honors and was the recipient of the Gold Helmet Award, given by the New England Football Writers Association to the area's top college player ... Ranked third in the nation with an average of 156.9 rushing yards per game, finishing behind only Texas' Ricky Williams (193.1 ypg) and Miami of Ohio's Travis Prentice (162.5 ypg) ... Set school and conference seasonal records with 308 carries for 1,726 yards (5.6 avg.), shattering the previous BC marks of 261 attempts by Omari Walker in '96 and 1,387 yards by Chuckie Dukes in '92 ... His 14 rushing TDs ranked fourth on the school's season-record list ... Finished third on the team with 24 receptions for 198 yards (8.3 avg.) ... Ranked seventh in the country in all-purpose yards, averaging 174.9 yards per game ... Played in 10 games with a pair of starts as a junior ... Led the Eagles in rushing with 136 carries for 886 yards (6.5 avg.) with eight TDs ... That 6.5 yards-per-carry average established a Big East single-season record ... Added 20 receptions for 225 yards ... Led the Eagles in all-

purpose yardage, averaging 116.5 yards per game ... Had four 100-yard rushing games on the season ... Pounded out a career-high 211 yards and two scores on 24 carries vs. West Virginia. Incredibly, 209 of his yards came in the second half, including a 66-yard touchdown run in the fourth quarter ... Saw action in all 12 games in his sophomore campaign ... Finished second on the squad with 68 carries for 359 yards and one TD ... Played in 12 games as a redshirt freshman ... Led the team in rushing yardage and yards-per-carry in his first varsity season ... Chalked up 102 carries for 626 yards and two scores ... Ranked second in the Big East with that 6.1 yards-per-carry average ... Redshirted as a true freshman ... Graduated from BC's College of Arts and Sciences in May of '98 and spent the fall of the year pursuing an Economics degree.

Personal: Selected as *USA Today's* Rhode Island Player of the Year as a senior in '93 ... Was a three-time All-State and All-County honoree ... Rushed for 1,958 yards and scored 30 touchdowns as a senior, leading Portsmouth (R.I.) High School to an 11-1 record and its third consecutive Class A championship ... Was a two-way player who played cornerback as a sophomore and linebacker as a junior and senior ... Finished his three-year career with 4,447 yards and 65 touchdowns ... Played in the first-ever All-American Bowl in Allentown, Pa., which featured the top 33 prep players in the East against the top 33 in the West ... Was born in Charleston, South Carolina, where his father served in the Navy, before moving to Rhode Island at the age of five ... The youngest of Ethel and Charles Cloud's three sons ... Wore jersey #21 in college to honor his brother Kevin who suffered a neck injury in a high school football game and was never able to play again ... Full name: Michael Alexander Cloud ... Single ... Resides in East Greenwich, Rhode Island.

CLOUD'S NFL STATISTICS													
		RUSHING						RECEIVING					
Year	Team	G-S	No.	Yds.	Avg.	LG	TD	No.	Yds.	Avg.	LG	TD	
1999	Kansas City	11-0	35	128	3.7	14	0	3	25	8.3	12	0	
2000	Kansas City	16-4	30	84	2.8	15	1	2	16	8.0	13	0	
Totals		27-4	65	212	3.3	15	1	5	41	8.2	13	0	
		KICKOFF RETURNS						PUNT RETURNS					
Year	Team	No.	Yds.	Avg.	LG	TD	NO.	FC	Yds.	Avg.	LG	TD	
1999	Kansas City	2	28	14.0	18	0	0	0	0.0	--	0		
2000	Kansas City	36	779	21.6	38	0	0	0	0.0	--	0		
Totals		38	807	21.2	38	0	0	0	0.0	--	0		

Additional Stats: Returned a blocked punt six yards for a TD vs. St. Louis (10/22/00). Has four career tackles on special teams - one in '99 and three in 2000.

SINGLE GAME CAREER HIGHS

Rushing Attempts: 11 at Oakland (11/28/99) **Long Reception:** 13 at Denver (9/24/00)
Rushing Yards: 58 at Oakland (11/28/99) **Kickoff Returns:** 6 at New England (12/4/00)
Long Run: 15 vs. Seattle (10/2/00) **Kickoff Return Yards:** 157 at New England (12/4/00)
Rushing TDs: 1 vs. Seattle (10/2/00) **Long Kickoff Return:** 38 at New England (12/4/00)
Receptions: 1, five times, last vs. Seattle (10/2/00)
Receiving Yards: 13 at Denver (9/24/00)

STREAKS & MILESTONES: Recorded his first NFL TD on a 15-yard run with 4:26 remaining in the game for the go-ahead score in a 24-17 win over Seattle on Monday Night Football (10/2/00).

ALL-TIME CHIEFS WITH TIES TO THE '80 PHILADELPHIA EAGLES

CHIEFS POSITION	EAGLES POSITION
Carl Peterson President/GM/CEO (1989-01)	Receivers and Tight Ends Coach & Asst. to the Head Coach (1976) Director of Player Personnel (1977-81)
Dick Vermeil Head Coach (2001)	Head Coach (1976-82)
Lynn Stiles V.P. Football Operations (1992-96, 2000)	Tight Ends & Special Teams Coach (1879-82)
Carl Hairston V.P. Football Operations/Player Personnel (2001)	Director of Player Personnel (1982-86)
Carl Hairston Defensive Line Coach (1995-96, 2001)	Defensive End (1979-86)
John Bunting Defensive Assistant (1993-94), Linebackers Coach (1995-96)	Linebacker (1972-82)
Herman Edwards Scout (1990-91, '95), Defensive Backs Coach (1992-94)	Cornerback (1977-85)
Ron Jaworski Quarterback (1989)	Quarterback (1977-86)



TODD COLLINS

QUARTERBACK - 6-4 - 219

MICHIGAN

WAIVERS - BUFFALO (1998)

NFL: 7 (4TH WITH CHIEFS)

BORN: NOVEMBER 5, 1971

WALPOLE, MASSACHUSETTS

GP/GS: (28/17) PLAYOFFS: (1/0)



Pro Career: Seasoned seventh-year signal-caller entering his fourth season with the Chiefs in 2001 ... Serves as Kansas City's number two QB behind starter Trent Green ... Served as Kansas City's top backup in five contests a year ago, but did not see game action ... Has a solid grasp of the club's new offense and looked solid in the Chiefs offseason mini-camps guiding the starting offensive unit while Green was rehabbing a knee injury ... Owns 28 games of regular season experience under center in the NFL ranks ... Started 17 games during his three-year tenure with the Buffalo Bills from '95-'97, including 13 opening nods during the '97 campaign ... Possesses all the physical tools to become a successful NFL signal-caller with a strong arm and excellent mobility ... An accurate passer who has displayed the instincts to perform under fire both at the collegiate and pro level ... A true student of the game who is frequently found studying the game's finer points in the film room ... Is reunited in Kansas City with former University of Michigan teammate WR Derrick Alexander ... Has yet to take a regular season snap with the Chiefs, but has finished the past two preseasons as Kansas City's highest rated passer, including a 106.3 preseason efficiency rating in '99 when he hit 21 of 34 passes for 270 yards and two TDs ... Claimed off waivers from Buffalo on August 26th of '98, just 10 days before the season opener ... Spent two seasons as Jim Kelly's understudy in Buffalo before taking over the starting reins for the Bills in '97 ... Saw action in 28 games (17 starts) for the Bills, completing 284 of 519 (54.7%) passes for 3,218 yards, with 16 touchdowns and 19 interceptions ... Owns a 68.5 career rating ... Completed one of four passes for seven yards in his lone playoff appearance with the Bills in '96 ... Originally entered the league as a second round draft choice (45th overall) of Buffalo in '95. **At Kansas City (1998-00):** Joined the Chiefs on August 26th of '98 after being waived by Buffalo the previous day ... Has not seen any regular season game action in a Chiefs uniform in his three years with the club ... In preseason play with the Chiefs the past three seasons has connected on 52 of 92 attempts (56.5%) for 535 yards with three TDs and no INTs, good for an 84.2 rating. **2000:** Did not take any snaps during the regular season ... Was listed as the second QB in five games and was the third quarterback for 11 contests ... Was listed as the backup QB at San Diego (11/26), at New England (12/4), vs. Carolina (12/10), vs. Denver (12/17) and at Atlanta (12/24). **1999:** Did not take any snaps during the regular season and was listed as the club's third QB in all 16 contests ... Hit on 21 of 34 passes for 270 yards, a pair of scores and a 106.3 rating in preseason play ... Led the Chiefs back from a 34-27 fourth quarter deficit for a 37-34 win in the preseason finale at San Diego (9/3), hitting six of seven passes for 82 yards on a pair of scoring drives in the final frame. **1998:** Did not see any regular season game action ... Connected on six of 12 attempts for 49 yards in his lone preseason appearance with Kansas City vs. St. Louis (8/28) ... Listed as the team's third quarterback for 13 contests ... Designated as the squad's back-up quarterback behind Rich Gannon at Jacksonville (9/13), vs. San Diego (9/20) and at Philadelphia (9/27) due to a right shoulder injury suffered by Grbac in the season-opener vs. Oakland (9/6). Did not see action in any of those outings. **At Buffalo (1995-97):** Took the field in 28 games over a three-year span with Buffalo making 17 starts ... Completed 284 of 519 (54.7%) passes for 3,218 yards, good for 16 TDs and 19 INTs and a 68.5 rating ... Also saw brief duty in one postseason contest, hitting on one of four passes for seven yards in '96. **1997:** Earned the Bills starting job at QB after beating out Alex Van Pelt and Billy Joe Hobert in camp ... Saw duty in 14 games, getting the starting nod in 13 of those contests ... Was true on 215 of 391 passes (55.0%), good for 2,367 yards with 12 TDs, 13 INTs and a 69.5 rating ... Completed 25 of 39 passes for 299 yards and one TD in season opener vs. Minnesota (8/31) ... Had a career-best three TD passes and led the team on a pair of 80-yard scoring drives in a 28-22 win at the N.Y. Jets (9/7) ... Completed a 77-yard TD strike on a flea-flicker to Andre Reed for his longest pass of the season at Kansas City (9/14). Had the Bills in position to win the contest at the Chiefs seven-yard line with 0:27 remaining in regulation, but four straight blitzes called by Kansas City sent Buffalo away with a 22-16 setback ... Presided over the second-largest regular season comeback in NFL history, leading the Bills back from a 26-0 deficit to claim a 37-35 win vs. Indianapolis (9/21), as he connected on 23 of 38 attempts for 275 yards with a pair of TDs and one INT ... Completed his first eight pass

attempts in a 22-13 win vs. Detroit (10/5) ... Was knocked out of the game at New England (10/12) with a bruised left shoulder after being sacked by Patriots LB Ted Bruschi on the Bills second series and did not return ... Re-entered the line-up the next week at Indianapolis (10/20) and led the team to a 9-6 win over the Colts as time expired ... Replaced by Van Pelt in the third quarter of a 23-20 loss vs. Denver (10/26) and did not play the following week vs. Miami (11/2) ... Returned to the starting post vs. New England (11/9) ... Led the Bills to back-to-back wins as the starter vs. the N.Y. Jets (11/30) and at Chicago (12/7). **1996:** Began camp platooning with Van Pelt for the backup QB slot, eventually landing the number two post behind Kelly by the start of the regular season ... Saw action in seven games (three starts), completing 55 of 99 attempts (55.6%) with four TDs and five pickoffs to merit a 71.9 rating ... Got first start of the season vs. Dallas (9/22) when Kelly injured his hamstring during the week and was awarded a game ball for his performance vs. Cowboys after leading Bills to a 10-7 victory over the defending Super Bowl champions ... Set career highs in both pass attempts (44) and yards (309) in a start vs. Indianapolis (10/6), getting his first 300-yard NFL outing in a come-from-behind 16-13 OT triumph ... Replaced an injured Kelly vs. the N.Y. Jets (11/24) and hit an 18-yard TD pass to Steve Tasker to seal a 35-10 win ... Started his third game of the season for an injured Kelly at Indianapolis (12/1) and launched a franchise-record 95-yard scoring strike to Quinn Early ... Relieved an injured Kelly in the final drive of the Wild Card game vs. Jacksonville (12/28) for the only postseason action of his career. **1995:** Earned the Bills back-up job in camp as a rookie ... Played in seven games (one start), hitting on 14 of 29 attempts for 112 yards with one INT ... Saw first NFL action in the last 1:15 of season opener at Denver (9/3) and completed his longest pass of the season (18 yards) in that contest ... Appeared late in games vs. Carolina (9/10), vs. the N.Y. Jets (10/8), at Miami (10/29), vs. New England (11/26) and at San Francisco (12/3) ... Started his first career game vs. Houston (12/24), hitting six of 15 attempts for 30 yards in a game which Buffalo carried no playoff implications ... Did not see any playoff duty in contests vs. Miami (12/30) or at Pittsburgh (1/6/96).

College: Finished his collegiate career at Michigan with the best career (64.3%) and single-season (65.3% in '93) completion percentages in school history ... Final collegiate tally read 457 completions on 711 attempts, good for 5,858 yards with 34 touchdowns and 17 interceptions ... Still ranks second at Michigan in career completions, attempts and yardage, while owning the school's second and third-best seasonal yardage marks (2,518 in '94 and 2,509 in '93) ... Is third on school charts in career rating with a 145.0 mark ... Produced 14 games in which he registered 200+ passing yards, the most of any player in Wolverines history ... His 2.81 INT percentage remains the second-lowest in team history behind Michael Taylor (2.55) ... Owns a Wolverine mark for average yards per play (7.04) and is second on the school's charts for yards passing per game at 158.32 ... Connected on 172 of 264 attempts as a senior in '94, netting 2,356 yards with 11 TDs and seven interceptions en route to a Holiday Bowl win over Colorado State ... Completed 15 of 27 passes for 352 yards vs. Minnesota (11/12/94), the second-highest yardage tally in school history ... An All-Big 10 Honorable Mention and Academic All-Big 10 as a junior in '93 when he led the squad to a Hall of Fame Bowl berth ... Best collegiate season came that junior year when he hit on 178 of 274 attempts for 2,320 yards with 16 TDs and just seven interceptions ... Threw a school-record 90-yard TD to Alexander ... Started two games as a sophomore in '92 when he completed 66 of 101 aeriels for 693 yards with seven scores and three INTs ... Completed one of two passes in the Rose Bowl as a freshman in '91 after netting 15 completions on 24 attempts for 135 during the regular season ... Redshirted as a true freshman in '90 ... Earned the prestigious University of Michigan Medal of Honor Award as senior, an accolade presented annually to the Wolverines top scholar-athlete ... Graduated from Michigan with a degree in Political Science.

Personal: Earned *Super Prep* All-America honors and was named New England Player of the Year by the *Boston Globe* as a senior at Walpole (Massachusetts) High School, located just several miles from the home of the New England Patriots in Foxboro, Mass. ... An outstanding all-around athlete, led his prep football and baseball teams to state titles and the basketball squad to the state title game his senior season ... Had a 10-0 record as a junior pitcher and produced 18 points and 10 rebounds a game on the basketball squad ... An avid fisherman who enjoys both freshwater and saltwater angling ... Full name: Todd Steven Collins ... Married, wife Andrea ... The Collins' reside in North Quincy, Massachusetts.



SAN JOSE STATE CHIEFS



CURRENT CHIEF	CHIEFS POSITION	SAN JOSE STATE POSITION	YEARS
Dick Vermeil	Head Coach	Quarterback	1956-58
Lynn Stiles	V.P. Football Operations/ Player Personnel	Head Coach	1976-78
Al Saunders	Offensive Coordinator	Wide Receiver, Defensive Back	1966-69
Terry Shea	Quarterbacks Coach	Head Coach	1990-91
		Offensive Coordinator	1984-86
James Saxon	Running Backs Coach	Running Back	1986-87

33 interceptions for 452 yards with three TDs ... is also credited with 149 passes defended, 14 forced fumbles, eight fumble recoveries and 18 special teams tackles ... Has five career TDs to his credit, getting three on INT returns and two on fumble runbacks ... One of the most experienced playoff performers currently on the Kansas City roster, has started all 11 postseason games he's seen duty in ... Registered 46 tackles (41 solo), one sack (-1.0 yard), as well as one interception and seven passes defended in postseason play ... He has been named Conference Defensive Player of the Week three times in his career and NFC Defensive Player of the Month once (Nov. '91 with Detroit) ... Signed by the Broncos as an unrestricted free agent on March 9th of '94 after a five-year stay with Detroit ... Originally entered the league as a fourth-round selection (86th overall) of Detroit in the '89 NFL Draft. **At Denver (1994-00):** Played in 106 games during his seven seasons in Denver, starting all but two of those contests ... Produced 470 tackles (388 solo), 105 passes defended and 17 interceptions for 208 yards with a pair of scores ... Returned a fumble for a 50-yard TD, as well ... Also produced 10.5 sacks (-93.5 yards) ... Started nine playoff games in Denver producing 58 tackles (36 solo), one interception, seven passes defended, 1.0 sack (-1.0 yard), a fumble recovery and two special teams tackles ... A key member of Denver's defense that helped the club to victories in Super Bowl XXXII and XXXIII in '97 and '98. **2000:** Played in 13 games with 11 starts at left cornerback, recording 32 tackles (29 solo), 1.0 sack (-6.0 yards), as well as a forced fumble and four interceptions for 31 yards with one TD ... Tied for third on the team with seven passes defended and ranked fourth with eight special team tackles ... Was voted team captain for the defense by his teammates ... Did not start at Oakland (9/17) because of a minor injury sustained on the opening kickoff, breaking his streak of 50 consecutive starts ... Posted his third career two-interception game vs. Kansas City (9/24), returning the first of his two picks off Elvis Grbac for a 26-yard TD. Also intercepted Grbac in the end zone to halt a KC drive ... Got his third INT vs. Cleveland (10/15) and his fourth vs. Oakland (11/13) ... Forced a fumble vs. San Diego (11/19) ... Missed games at Seattle (11/26), at New Orleans (12/3) and vs. Seattle (12/10) with a torn hamstring suffered vs. San Diego (11/19) ... Returned to action in a reserve role at Kansas City (12/17), recording one tackle ... Started the season finale vs. San Francisco (12/23) and posted his only sack of the season, dropping Jeff Garcia for a six-yard loss ... Started in the club's postseason contest at Baltimore (12/31), producing a pair of tackles, one interception and a fumble recovery. **1999:** Started at left cornerback in all 16 games ... Ranked sixth on the team with 71 tackles (64 solo) ... Added 2.0 sacks (-24.0 yards), as well as two interceptions for 14 yards ... Also credited with 10 passes defended to rank third on the team, as well as a forced fumble and a fumble recovery ... Got his fumble recovery at Tampa Bay (9/26), racking up his first sack and an INT vs. the N.Y. Jets (10/3) ... Sprained his left knee in the third quarter at Oakland (10/10) and did not return to the game ... Added his second pickoff of the season vs. Green Bay (10/17), taking a Brett Favre pass back four yards to set up a TD ... Posted a season-high 10 tackles (nine solo) with one pass defended vs. Oakland (11/22) on Monday Night Football ... Recorded six solo tackles vs. Seattle (12/19), including a sack (-16.0 yards) in overtime, on which he forced a Jon Kitna fumble that was returned by Cadrez 37 yards for the game-winning touchdown in a 36-30 victory. **1998:** Started at left cornerback in all 16 games ... Ranked sixth on the team with 68 tackles (61 solo) and had a team-leading 15 passes defended ... Also responsible for three interceptions (all vs. Oakland), one forced fumble and half a sack (-2.5 yards) ... Posted eight solo tackles vs. Dallas (9/13) ... Earned AFC Defensive Player of the Week honors at Oakland (9/20) with five solo tackles, two interceptions, one which he returned 80 yards for his fourth career touchdown and the second-longest in franchise history, marking it the second multi-INT game of his career ... Recorded his third interception of the year vs. Oakland (11/22) picking off a Donald Hollas pass in the fourth quarter ... Posted a season-high nine tackles (eight solo) vs. Kansas City (12/6) ... Registered a season-high four passes defended at Miami (12/21) ... Started at left cornerback in all three postseason contests and ranked third on the team with 15 tackles (11 solo), to go along with two passes defended and two special teams tackles ... Posted four tackles, a pass defended and two special team tackles in the AFC Divisional Playoff Game vs. Miami (1/9/99) ... Added six stops and another pass defended in the AFC Championship Game vs. the N.Y. Jets (1/17/99) ... Was Denver's third-leading tackler in Super Bowl XXXIII vs. Atlanta (1/31/99), posting five solo stops. **1997:** Started all 16 games at left cornerback tying for fourth on the team with 83 tackles (69 solo) ... Tied for the team lead with four interceptions (18 yards) and added a forced fumble and a team-best 21 passes defended ... His four interceptions tied for eighth-most in the AFC and represented his highest single-season total since '92 ... Racked up at least four tackles in all but two games ... He had a season-high nine stops (seven solo) vs. Seattle (11/2) ... Plucked two interceptions in a game for the first time in his career with a pair of thefts on back-to-back series in the third quarter vs. Carolina (11/9) ... Started at left cornerback in all four games in the postseason, making 19 solo tackles to rank third on the team ... Added a sack (-1.0 yard), an interception and three passes defended ... Tied for second on the team with six solo tackles and a pass defended in Super Bowl XXXII vs. Green Bay (1/25/98), as the Broncos defense forced three-time MVP Brett Favre into two critical turnovers during the game to lead to Denver's 31-24 victory. **1996:** Started 15 games at left cornerback, missing one game due to injury ... Had 68 tackles (56 solo), a career-high 4.0 sacks (-29.0 yards), three forced fumbles, 15 passes defended and two INTs for 34 yards ... Also added

five special teams tackles ... Made five tackles at Seattle (9/8), including a sack of Rick Mirer (-7.0 yards), forcing a fumble on the play ... Registered seven tackles, including a sack (-4.0 yards) of Steve Bono at Kansas City (9/22) ... The following week at Cincinnati (9/29), made two solo tackles while breaking up two passes including a 60-yard bomb from Jeff Blake intended for Darnay Scott at the Broncos 10-yard line with just under two minutes remaining and the Broncos leading 14-10 ... Capped a brilliant three-week performance vs. San Diego (10/6) by registering six solo tackles and forcing two fumbles in Denver's 28-17 come-from-behind victory ... Had another big day vs. Kansas City (10/27), making four tackles, knocking down three passes and plucking his first interception of the season ... Made three tackles, including his fourth sack of the season (-10.0 yards) at Oakland (11/4) in Denver's 22-21 Monday Night Football victory ... Recorded his second interception of the year with a 34-yard return vs. Oakland (12/15) ... Missed the regular season finale at San Diego (12/22) with a knee injury ... Had two solo tackles with a pass defended in Denver's AFC Divisional Playoff Game vs. Jacksonville (1/4/97). **1995:** Started all 16 games at left cornerback ... Was credited with 78 tackles (61 solo), 16 passes defended, 3.0 sacks (-32.0 yards) and added two special team stops ... Scored his third career touchdown at Kansas City (12/17) after stripping the ball from Chiefs quarterback Steve Bono on a sack and racing 50 yards for a score on the final play of the first half. **1994:** Joined the Broncos during the offseason as an unrestricted free agent on March 9th from Detroit and immediately stepped in as the starter at right cornerback ... Started all 14 games in which he played, missing two games with an injury ... Finished the season with 70 tackles (48 solo), tied for the team lead with two interceptions for six yards ... Led the team with 20 passes defended and recovered a pair of fumbles ... Scooped up a loose ball vs. the L.A. Raiders (9/18) and returned it 43 yards ... Missed games at Seattle (10/9) and vs. Kansas City (10/17) with a sprained ankle suffered at Buffalo (9/26) ... Pulled down his first interception in a Denver uniform at San Diego (10/23) ... Recorded his second INT vs. Cincinnati (11/27) ... Posted a season-high 10 tackles (six solo) in a 20-17 OT win at Kansas City (12/4). **At Detroit (1989-93):** Played in 79 games (53 starts) during his five seasons with the Lions ... Produced 343 tackles (268 solo), 45 passes defended, 16 interceptions (244 yards) with one TD and added 4.0 sacks (-41.0 yards) ... Started two playoff contests, collecting eight tackles (seven solo) and a pass defended ... Twice earned the NFC Defensive Player of the Week award and once earned the NFC Player of the Month award during his time in Detroit. **1993:** Started all 16 games, finishing the season with 68 tackles (57 solo), two interceptions (31 yards), a forced fumble and a fumble recovery ... Was named NFC Defensive Player of the Week vs. Green Bay (1/2/94). **1992:** Started all 15 games he appeared in ... Ended the season with 52 tackles (41 solo), four interceptions (50 yards), a forced fumble and a fumble recovery ... Had four tackles (three solo) and an interception vs. Minnesota (9/13) ... Two weeks later vs. Tampa Bay (9/27), picked off his second pass of the season and was credited with four tackles ... Recorded a sack, intercepted a pass and made five solo tackles vs. Chicago (12/20). **1991:** Started all 16 games ... Finished the year with 86 tackles (74 solo) and collected a career-high six interceptions for a career-best 141 return yards with one score and added a forced fumble ... Those six INTs were the second-highest tally in the NFL, while his 141 return yards were the most by a Lion since '67 ... Was named Defensive Player of the Week after recording a team-high eight tackles and a 96-yard interception return for a TD, the NFL's longest of the season vs. Dallas (10/27) ... Earned NFC Defensive Player of the Month honors for November ... Had eight tackles (seven solo) and a pass defended in a pair of postseason starts vs. Dallas (1/5/92) and at Washington (1/12/92). **1990:** Played in 16 games with six starts ... Recorded 59 tackles (53 solo), three interceptions (17 yards), two forced fumbles and a pair of fumble recoveries, one of which he returned for a TD ... Played primarily in nickel situations, earning his first start of his career vs. Denver (11/22), finishing the game with five solo tackles and an interception ... Finished with eight tackles, one interception and a 22-yard fumble return for a touchdown to tie the score at 17-17 in a 21-17 win vs. Green Bay (12/22). **1989:** Played as a nickel back in all 16 contests, finishing the season with 46 tackles (34 solo) and one interception (five yards).

College: Finished his four-year career at Baylor with 169 tackles (120 solo), five interceptions and seven tackles for loss ... Returned five punts as a junior for 30 yards and earned first-team All-Southwest Conference honors with 62 tackles on the year and 13 passes defended ... He also lettered in track ... Received his B.A. degree in Computer Science from Baylor in May of '92.

Personal: Was a first team All-District choice at Duncanville (Tex.) High School and was named to *The Dallas Morning News* All-Academic team as an "A" student ... Earned All-State honors as a tailback and cornerback, and also earned All-State honors in track for Duncanville High School ... Has been very active in numerous communities, hosting the Ray Crockett/Barry Foster Celebrity Golf Tournament in Dallas to benefit Ronald McDonald Children's Charities ... During the offseason he regularly speaks to children on behalf of a "Stay in School" program in the Dallas area, then hosts a free football camp for the kids ... Crockett is also a United Way volunteer ... Along with his wife, April, as well as Harald and Aundrea Hasselbach, organized a charity auction in May '99 that raised \$50,000 for victims of the Columbine High School shootings ... Full name: Donald Ray Crockett ... Married, wife April, with four children, with daughters Joi (14) and Rayven (10) and sons Ray II (7) and Darryl (1) ... The Crocketts reside in Aurora, Colorado.



CROCKETT'S NFL STATISTICS



Year	Team	G-S	INTERCEPTIONS				TACKLES			FUMBLES		PASSES	SACKS
			No.	Yds.	LG	TD	Solos	Asst.	Total	Rec.	For.	Defensed	No./Yds
1989	Detroit	16-0	1	5	5	0	34	12	46	0	1	2	0.0/0.0
1990	Detroit	16-6	3	17	9	0	62	29	91	2	2	10	1.0/14.0
1991	Detroit	16-16	6	141	96	1	74	12	86	0	1	16	1.0/10.0
1992	Detroit	15-15	4	50	35	0	41	11	52	1	1	12	1.0/5.0
1993	Detroit	16-16	2	31	31	0	57	11	68	1	1	5	1.0/12.0
1994	Denver	14-14	2	6	6	0	48	22	70	2	0	20	0.0/0.0
1995	Denver	16-16	0	0	--	0	61	17	78	1	1	16	3.0/32.0
1996	Denver	15-15	2	34	34	0	56	12	68	0	3	15	4.0/29.0
1997	Denver	16-16	4	18	10	0	69	14	83	0	1	21	0.0/0.0
1998	Denver	16-16	3	105	80	1	61	7	68	0	1	15	0.5/2.5
1999	Denver	16-16	2	14	10	0	64	7	71	1	1	10	2.0/24.0
2000	Denver	13-11	4	31	26	1	29	3	32	0	1	7	1.0/6.0
Totals		185-157	33	452	96	3	656	157	813	8	14	149	14.5/134.5

Additional Stats: Owns five career touchdowns (three INTs, two FRs). Had a 22-yard fumble return for a TD at Green Bay (12/22/90) and had a 50-yard fumble return for a TD at Kansas City (12/17/95). Had a 96-yard INT return for a TD vs. Dallas (10/27/91). Had an 80-yard INT return for a TD at Oakland (9/20/98). Had a 26-yard INT return for a TD vs. Kansas City (9/24/00). Has 18 special teams tackles – seven in '90, four in '92, two in '95 and five in '96.

REGULAR SEASON SINGLE GAME CAREER HIGHS

Tackles: 12 vs. Green Bay (9/8/91)	INT Return Yards: 105 at Oakland (9/20/98)
Passes Defensed: 5 vs. Seattle (11/13/94)	Long INT Return: 95 vs. Dallas (10/27/91)
vs. St. Louis (9/4/97)	INT Return TDs: 1 vs. Kansas City (9/24/00)
Forced Fumbles: 2 vs. San Diego (10/6/96)	at Oakland (9/20/98)
Interceptions: 2 vs. Carolina (11/19/97)	vs. Dallas (10/27/91)
at Oakland (9/20/98)	
vs. Kansas City (9/24/00)	

POSTSEASON

Year	Team	G-S	INTERCEPTIONS				TACKLES			FUMBLES		PASSES	SACKS
			No.	Yds.	LG	TDs	Solos	Asst.	Tot.	Rec.	For.	Defensed	No./Yds.
1991	Detroit	2-2	0	0	--	0	7	1	8	0	0	1	0.0/0.0
1996	Denver	1-1	0	0	--	0	2	0	2	0	0	1	0.0/0.0
1997	Denver	4-4	1	0	0	0	19	0	19	0	0	3	1.0/1.0
1998	Denver	3-3	0	0	--	0	11	4	15	0	0	2	0.0/0.0
2000	Denver	1-1	0	0	--	0	2	0	2	0	0	0	0.0/0.0
Totals		11-11	1	0	0	0	41	5	46	0	0	7	1.0/1.0

Additional Stats: Had two career special teams tackles in '98. Recovered a fumble on special teams in '97.

POSTSEASON SINGLE GAME CAREER HIGHS

Tackles: 8 at Pittsburgh (1/11/98)	Sacks: 1 at Pittsburgh (1/11/98)
Passes Defensed: 2 at Pittsburgh (1/11/98)	Interceptions: 1 at Pittsburgh (1/11/98)



UCLA CHIEFS



CURRENT CHIEF	CHIEFS POSITION	UCLA POSITION	YEARS
Carl Peterson	President/GM/CEO	Receivers Coach	1972-75
Dick Vermeil	Head Coach	Offensive Coordinator	1970
		Head Coach	1974-75
Lynn Stiles	V.P. Football Operations/ Player Personnel	Defensive Coordinator	1970-75
Greg Robinson	Defensive Coordinator	Defensive Line Coach	1982-88
		Offensive Coordinator	1989
Irv Eatman	Assistant Offensive Line Coach	Offensive Lineman	1979-82
Larry Atkins	Linebacker	Safety	1994-98
Donnie Edwards	Linebacker	Linebacker	1992-95
Marcus Patton	Linebacker	Linebacker	1986-89



PAT DENNIS

CORNERBACK - 6-0 - 213

LOUISIANA - MONROE
DRAFT (NO. 5B - 2000)
NFL: 2 (2ND WITH CHIEFS)
BORN: JUNE 30, 1978
SHREVEPORT, LOUISIANA
GP/GS: (16/13) PLAYOFFS: (0/0)



Pro Career: Aggressive young corner made the leap to the NFL ranks in a big way during his rookie campaign ... Declared early for the draft after just three years at Louisiana - Monroe, coming to Kansas City as a fifth-round selection a year ago ... Was expected to contribute on special teams and perhaps compete for a spot as an extra defensive back, but instead vaulted into Kansas City's starting lineup for 13 games at left CB ... Is expected to compete with 13-year NFL veteran Ray Crockett at left corner in 2001, but it will be tough to keep him off the field after playing such a big role a year ago ... Should benefit greatly working with a respected coverman such as Crockett ... Gifted bump-and-run performer who isn't afraid to get physical with opposing receivers ... Has already displayed a knack for dislodging the ball from opponents and fits Kansas City's traditional mold for defensive backs which puts a premium on takeaway skills ... Is still learning the nuances of the pro game and should continue to grow as he gets more game experience ... Was one of three rookies to start in the Chiefs secondary in 2000, joining S Greg Wesley and CB William Barteel ... Has played in 16 regular season contests (13 starts), producing 70 tackles (56 solo), seven passes defended, two fumble recoveries and one fumble forced ... Owns one interception and two quarterback pressures ... Has 10 special teams tackles to his credit, as well ... Originally entered the NFL as the Chiefs second selection in the fifth round (162nd overall) of the 2000 NFL Draft. **2000:** Played in 16 games with 13 starts at left CB ... Tallied 70 tackles (56 solo), one INT, a forced fumble, two fumble recoveries, two QB pressures and 10 special teams tackles ... Ranked second on the team with seven passes defended ... Saw action as the nickel CB and played on special teams vs. Indianapolis (9/3), registering one pass defended in his NFL debut ... Replaced an injured CB James Hasty in the fourth quarter at Tennessee (9/10) and recorded his first pro tackle, a pass defended and a special teams tackle ... Made his first NFL start at left CB vs. San Diego (9/17), contributing five tackles, two passes defended and one tackle on KO coverage ... Collected seven tackles and forced a Rod Smith fumble at Denver (9/24). Also had two tackles on KO coverage ... Made four solo tackles, had a KO coverage stop and recovered a Shaun Alexander fumble in the fourth quarter of a 24-17 Monday Night Football win vs. Seattle (10/2) ... Tallied a career-high nine tackles (seven solo) and a pass defended vs. Oakland (10/15) ... Collected three solo tackles, a pass defended and a career-high three tackles on KO coverage vs. St. Louis (10/22) ... Amassed six solo tackles and got his first career INT (no yards) off Jon Kitna in the fourth quarter at Seattle (10/29). Also made a key tackle on Seattle's final drive to help preserve a 24-19 win ... Collected five tackles and one QB pressure at Oakland (11/5) ... Made three tackles and one special teams stop at San Francisco (11/12) ... Had seven solo tackles vs. Buffalo (11/19) ... Saw reserve action at CB at San Diego (11/26) ... Compiled four tackles and a special teams stop at New England (12/4) ... Produced four tackles and a pass defended vs. Carolina (12/10) ... Tallied five solo tackles and a pass defended vs. Denver (12/17). Also recovered a fumble forced by Jerome Woods at the end of a 25-yard Mike Anderson run on the Broncos opening drive which changed the momentum in a 20-7 Chiefs victory ... Had six tackles at Atlanta (12/24).

College: Started all 34 games during his career after redshirting his first season with the Indians ... Ended his college tenure with 180 tackles (151 solo) and a school-record 36 passes defended ... Also had 13 career interceptions, just two shy of the school-record ... Returned two of those pickoffs for scores ... Also returned one punt for a touchdown ... Earned All-Independent honors by *Football News* and first team All-Louisiana honors by the Louisiana Sports Writer's Association and *Louisiana Football Magazine* ... Opened all 11 contests and led the team with 10 passes defended in '99 ... Tied for the team lead with three interceptions and totaled 40 tackles (32 solo) ... Earned third-team All-America honors from *Football News* after leading the nation with seven interceptions for 196 yards and two TD returns as a sophomore ... That INT total tied the school single-season record ... Also compiled a career-high 75 tackles (11 solo) ... His 18 passes defended set a school record ... Returned an interception 100 yards for a TD vs. Nicholls State ...

Earned second team All-America honors by *The Sporting News* as a redshirt freshman ... Started all 12 games at left cornerback ... Talled 65 tackles with three tackles for loss and one sack ... Tied for the team lead with three interceptions and had eight passes defended ... Had 11 tackles and a sack vs. Louisiana Tech ... Redshirted as a true freshman ... Majored in Computer Information Systems at Louisiana - Monroe.

Personal: Played quarterback and defensive back at Southwood High School in Shreveport, Louisiana, the same school that produced former Louisiana - Monroe and NFL quarterback Stan Humphries, who played for Washington and San Diego ... Earned first-team All-District and honorable mention All-State playing quarterback as a senior ... Was honorable mention All-State as a junior at defensive back ... Member of the Alpha Phi Alpha Fraternity ... Full name: Patrick A. Dennis ... Single ... Resides in Leawood, Kansas.



DENNIS' NFL STATISTICS



Year	Team	G-S	INTERCEPTIONS				TACKLES			FUMBLES		PASSES	SACKS No./Yds.
			No.	Yds.	LG	TD	Solos	Asst.	Total	Rec.	For.	Defensed	
2000	Kansas City	16-13	1	0	0	0	56	14	70	2	1	7	0.0/0.0
Totals		16-13	1	0	0	0	56	14	70	2	1	7	0.0/0.0

Additional Stats: Had 10 special teams tackles in 2000.

SINGLE GAME CAREER HIGHS

Tackles: 9 (seven solo) vs. Oakland (10/15/00)

Interceptions: 1 at Seattle (10/29/00)

Passes Defensed: 2 vs. San Diego (9/17/00)

Fumble Recoveries: 1 vs. Seattle (10/12/00)
vs. Denver (12/17/00)

Forced Fumbles: 1 at Denver (9/24/00)

Special Teams Tackles: 3 vs. St. Louis (10/22/00)



JASON DUNN

TIGHT END - 6-6 - 273

**EASTERN KENTUCKY
FREE AGENT (2000)**

NFL: 5 (2ND WITH CHIEFS)

BORN: NOVEMBER 15, 1973

HARRODSBURG, KENTUCKY

GP/GS: (55/28) PLAYOFFS: (1/1)



Pro Career: Tremendously talented tight end entering his fifth pro campaign and his second year in the Red and Gold ... Originally inked with Kansas City as a free agent on July 11th a year ago ... Successfully rebounded from a knee injury which cost him the entire '99 season, only to be hindered by an injured clavicle in 2000 ... Bounced back from that injury to see duty in 14 games for the Chiefs last year ... Is expected to come as the Chiefs second tight end in 2001, working behind two-time Pro Bowler Tony Gonzalez ... Is a massive target for quarterbacks and gives Kansas City a whopping one-two punch when he and Gonzalez align in two-TE sets ... Has yet to fully tap his vast potential, but when healthy has shown the ability to be one of the league's most dynamic players at his position ... Has the size and strength to be a dominating blocker and the speed to split seams in the secondary ... Should be even further utilized in Kansas City's new offensive scheme which puts an even more increased premium on efficiency in the passing game ... Has seen action in 55 regular season games (28 starts) with the Eagles and Chiefs ... Owns 42 catches for 583 yards (13.9 avg.) with four touchdowns ... Also started one postseason game with Philadelphia as a rookie ... Originally entered the league as the second-round selection (54th overall) of the Eagles in the '96 NFL Draft. **At Kansas City (2000):** Played in 14 games at TE (two starts) ... Finished the year with two receptions for 26 yards and one tackle on special teams ... Was inactive vs. Indianapolis (9/3) and at Tennessee (9/10) with a clavicle injury suffered in the preseason ... Saw his first action in a Chiefs

uniform in a reserve role at TE vs. San Diego (9/17) ... Caught one pass for six yards vs. Buffalo (11/19) and had a tackle on a blocked FG attempt ... Saw action as the club's second TE at San Diego (11/26) and at New England (12/4) ... Had one reception for 20 yards vs. Carolina (12/10) ... Started at TE vs. Denver (12/17) and at Atlanta (12/24) when the team opened in a two-TE set. **At Philadelphia (1996-99):** Was cut by the Eagles on June 17th of '99 after failing a team physical ... While injuries slowed him during his final two campaigns in Philadelphia, was considered one of the top receiving threats for the Eagles ... Appeared in 41 games (25 starts) during his tenure with the Eagles ... Caught 40 passes for 557 yards (13.9 avg.) with four TD receptions. **1998:** Started 10 games before suffering a season-ending knee injury ... Registered 18 receptions for 132 yards (13.2 avg.) ... Hauled in a career-best four passes at Washington (10/11) ... Tore the posterior cruciate ligament in his left knee at Green Bay (11/29) and was subsequently placed on injured reserve on December 1st. **1997:** Played in 15 games (four starts) despite the fact that he was slowed in the preseason by a knee injury suffered during mini-camp ... Totaled seven receptions for 93 yards (13.3 avg.) and four TDs ... Started four of the first six contests before seeing his role reduced when the offense went to a three WR set ... Turned a short pass into a 31-yard TD vs. Pittsburgh (11/23) after running over three would-be tacklers ... Added another 31-yard TD grab in the season finale at Washington (12/21). **1996:** Emerged as one of the league's most promising tight ends during his rookie season when he played in all 16 games (12 starts) ... Recorded 15 receptions for 332 yards (22.1 avg.) with two touchdowns ... Capped the season by earning NFL All-Rookie Team honors from *Pro Football Weekly*, *Football News*, and *Pro Football Newsweek* ... Six of his 15 catches during his rookie year covered 24 yards or more ... In the season opener at Washington (9/1), set up a TD when he snared a 54-yard pass from Rodney Peete ... In his fourth game as a professional, he hauled in a career-long 58-yard pass to set up another score vs. Atlanta (9/22) ... Registered his first TD as a pro vs. Carolina (10/27) as he connected on a nine-yard pass from Ty Detmer ... Went on to set up TDs with a 21-yard, highlight-film catch vs. Washington (11/17) and a 32-yard reception at Arizona (11/24) ... Hauled in his second career TD on a 14-yard reception from Detmer vs. the N.Y. Giants (12/1).

College: Lettered at Eastern Kentucky where he played TE and was also utilized as a part-time pass rusher as a defensive lineman ... Despite playing in a run-oriented offense, completed his collegiate career with 41 receptions for 615 yards and three touchdowns, plus 19 rushes for 199 yards (10.5 avg.) including two touchdown runs of 68 and 55 yards ... During his senior campaign, had 20 receptions for 221 yards (11.0 avg.) and two touchdowns ... On defense he registered 4.0 sacks and five tackles, while forcing one fumble and recovering two others ... During his Colonel career, he helped EKU reach the Division I-AA playoffs in all four seasons ... Majored in Psychology at Eastern Kentucky.

Personal: Is the youngest of 11 children ... His brother James was a free safety at Kentucky State and once participated in a Dallas Cowboys training camp, while another brother, Walter, participated in a training camp for the New Jersey Generals of the USFL ... Was a four-sport star at Harrodsburg (Ken.) High School, earning All-State honors in football as he played multiple positions, including middle linebacker, quarterback, offensive tackle, fullback and wide receiver ... Also lettered in basketball, baseball, and track ... Enjoys listening to music and reading ... Formed the "Dunn 4 Kids Foundation" with his siblings in 2000, which benefits charitable organizations in Kansas City and Lexington, Kentucky ... Full name: Jason Adam Dunn ... Single ... Resides in Blue Springs, Missouri.



DUNN'S NFL STATISTICS



RECEIVING

Year	Team	G-S	No.	Yds.	Avg.	LG	TD
1996	Philadelphia	16-12	15	332	22.1	58	2
1997	Philadelphia	15-4	7	93	13.3	31	2
1998	Philadelphia	10-10	18	132	13.2	21	0
2000	Kansas City	14-2	2	26	13.0	20	0
Totals		55-28	42	583	13.9	58	4

POSTSEASON

Year	Team	G-S	No.	Yds.	Avg.	LG	TD
1996	Philadelphia	1-1	0	0	0.0	--	0
Totals		1-1	0	0	0.0	--	0

Additional Stats: Had one carry for -5 yards vs. Washington (11/15/98). Recorded a tackle on a blocked FG attempt vs Buffalo (11/19/00).

SINGLE GAME CAREER HIGHS

Pass Receptions: 4 at Washington (10/11/98) **Touchdowns:** 1, four times, last at Atlanta

Receiving Yards: 58 at Atlanta (9/22/96) (12/14/97)

Long Reception: 58 at Atlanta (9/22/96)



DONNIE EDWARDS

LINEBACKER - 6-2 - 228

UCLA

DRAFT (NO. 4 - 1996)

NFL: 6 (6TH WITH CHIEFS)

BORN: APRIL 6, 1973

SAN DIEGO, CALIFORNIA

GP/GS: (78/64) PLAYOFFS: (1/1)



Pro Career: Multi-talented and incredibly gifted linebacker is unquestionably one of the most versatile defensive performers in the entire National Football League ... Enters his sixth pro season and his sixth with the Chiefs in 2001 ... Will be the starter at the club's right outside "WILL" linebacker position, a spot he has manned the past two seasons ... Former fourth-round draft choice was arguably one of the biggest steals of the '96 NFL Draft ... An enthusiastic and energetic performer whose zest for life and the game of football rubs off on his teammates, his coaches and his ever-growing legion of fans in Kansas City and across the country ... Has fun at whatever he does, whether it's chasing down the league's top offensive players on Sundays or working with kids through his charitable causes on Tuesdays and in the off-season ... Is truly a unique commodity in today's era of specialization ... An adept defender in all phases of the game, can stuff the run like a defensive lineman, can rush the passer as well as an elite sack artist or can drop into coverage with the skill of a safety ... A true playmaker who owns three career defensive touchdowns, a total topped by just six other individuals in Chiefs history ... May in fact do too many things too well, which may somehow explain his relative lack of national postseason accolades ... Possesses blazing speed and incredible quickness which allows him to make plays from sideline to sideline, making him too valuable as a coverage man to send as a pass rusher with regularity ... Makes the most of those pass-rushing opportunities when he gets them, though ... His lack of gaudy sack numbers seems to be the only logical explanation as to why he has yet to receive a well-deserved Pro Bowl invitation ... Certainly is highly respected by his adversaries across the league and is annually one of the top voters on both the players' and coaches' Pro Bowl ballots ... Those infrequent opportunities to rack up sacks may be the only reason why his tally in the fan vote has seemed to come up just short in recent years ... Despite those recent Pro Bowl snubs, continues to be undaunted, playing the game in quest of the NFL's ultimate team prize, not personal recognition ... Even without widespread national acclaim, is truly appreciated for his talents in Kansas City ... A very viable candidate to become the next representative in the Chiefs long-standing lineage of legendary linebackers which includes Pro Football Hall of Famers such as Bobby Bell and Willie Lanier, as well as the late Derrick Thomas, who was a mentor to Edwards during his first four seasons in the NFL ... In '99, Edwards joined the esteemed likes of Bell and Lanier as the only LBs in team history to pick off five passes in a single season ... Got two more INTs in 2000 to give him 10 pickoffs in his career, making him just the fifth linebacker in franchise annals to top the double-digit mark in the department ... The four Chiefs LBs who rank ahead of him in the career INT category are all enshrined in the Chiefs Hall of Fame - Canton honorees Lanier (27) and Bell (26), as well as Jim Lynch (17) and Sherrill Headrick (15) ... Since moving into a starting role for the Chiefs in '97 has been one of the NFL's most consistently productive linebackers ... Has racked up a remarkable 581 tackles since the '97 campaign, good for an eye-popping average of 145.3 stops per season from '97-00 ... Owns four straight seasons with 100-plus tackles and shows no signs of slowing down ... Based on that per-season average of 145 tackles, would need to continue that tepid pace for nearly two-and-a-half more seasons to surpass LB Gary Spani's franchise record of 999 career tackles, with a current estimated time of arrival at that record coming somewhere in the middle of the 2003 campaign ... Should he top the century mark in takedowns for a fifth consecutive year, would break the franchise record in that category, eclipsing the current franchise standard of four which he presently shares with Chiefs Hall of Fame inductee, S Deron Cherry ('83-86) and Spani ('78-81) ... Has led Kansas City in tackles for three consecutive years ('98-00) and could be the first Chiefs player to pull a four-peat in that department since MLB Tracy Simien ('92-95) ... Is coming off a 151-tackle season in 2000, which matched the career mark he initially established in '98 ... Those 151 stops are tied for the third-highest single-season mark in team annals and are just six shy of Spani's team record of 157 in '79 ... His 294 tackles in '98-99 and '99-00 were the most by a Chief in back-to-back seasons since Spani combined for 302 with 149 in '80 and 153 in '81 ... Truly durable performer is the owner of the longest starting streak of any active Chiefs defender at 41 games, opening 63 of a possible 64 games since

becoming a full-time starter in '97 ... The lone blemish on that starting mark came vs. Pittsburgh (10/26/98) when he sat out due to a hip injury ... Although just in his sixth pro season, is already one of the elder statesmen on the Chiefs defense ... Joins fellow '96 draftees S Jerome Woods and DT John Browning as the longest-tenured Chiefs on the club's defensive roster ... Only G Will Shields and FB Tony Richardson have been with Kansas City longer than that esteemed defensive trio ... Always has the team concept in mind, which explains his willingness to play wherever he can help the squad the most ... Took over the starting chores at ROLB in '99 season after fellow UCLA alum Marcus Patton took over the chores on the inside ... In 2000, Edwards (151) and LB Marcus Patton (143) became just the second Chiefs linebacking tandem to top 100 tackles two straight years. Spani (144 in '78 and 157 in '79) and Thomas Howard (106 in '78 and 116 in '79) were the first defensive duo in Chiefs history to turn that rare LB double-play ... Edwards and Patton combined for 294 tackles a year ago, tying the team record for a defensive duo in a season. Spani (157) and DE Art Still (137) originally established the mark in '79 ... Before sliding to the ROLB spot in '99, had previously manned the club's starting middle linebacker post from '97-98, taking over that role in just his second NFL campaign ... Despite not possessing the bulk of a prototypical middle linebacker, quickly dispelled any concerns about his size by producing 301 tackles (194 solo) in his first three pro campaigns, as he frequently fended off 300-pound guards and centers with ease ... Has seen duty in 78 regular season games, missing only the '96 season opener and a '98 contest vs. Pittsburgh ... Owns 64 starting nods, including a string of 41 straight, and has opened one postseason contest ... In addition to his 595 stops (418 solo), has amassed ten interceptions, 13.0 sacks (-108.5 yards), 23 passes defended, 54 QB pressures and 16 special teams stops in his four previous NFL seasons ... Has three touchdowns on defense, getting one score on a fumble return and two TDs on interception runbacks ... Was part of Kansas City's stellar defensive draft of '96, tabbed by the Chiefs in the fourth round (98th overall). **2000:** Started 16 games at ROLB, collecting a team-leading 151 tackles (119 solo), 1.0 sack (-9.0 yards), three QB pressures, one fumble recovery and a pass defended ... His 151 tackles tied a career high and tied as the third-highest total in team history ... Became the first Chief to lead the team in tackles three straight seasons ('98-00) since LB Tracy Simien did it four straight years from '92-95 ... Had eight double-digit tackle days and produced three games with 16 or more stops ... Tied for second on the team with two INTs, returning one for a 42-yard TD ... Recorded an interception for a three-yard return off QB Peyton Manning vs. Indianapolis (9/3). Also collected eight tackles (seven solo) on defense and got a stop on punt coverage, his first special teams tackle since '97 ... Returned a Steve McNair INT 42 yards for a score at Tennessee (9/10), adding five tackles ... Contributed five solo tackles, two QB pressures and a pass defended vs. San Diego (9/17) ... Posted 10 tackles at Denver (9/24) ... Registered 12 tackles vs. Seattle (10/2) ... Totaled a team-high 16 tackles (13 solo) vs. Oakland (10/15) ... Enjoyed a colossal day in a 54-34 victory vs. St. Louis (10/22). Set a career-high with 17 tackles (13 solo), recovered a Kurt Warner fumble and added a QB pressure. Spent most of the day shadowing 2000 NFL MVP, RB Marshall Faulk who was held to just 67 rushing yards on the day. Those 17 stops broke his career high of 16 tackles which he had established the previous week ... Collected his first sack (-9.0 yards) of the season against Jon Kitna and had four tackles (two solo) at Seattle (10/29) ... Produced 11 tackles (10 solo) at Oakland (11/5) ... Had five tackles at San Francisco (11/12) ... Contributed three tackles vs. Buffalo (11/19) ... Posted eight tackles at San Diego (11/26) ... Totaled 16 tackles (11 solo) at New England (12/4) ... Registered 10 tackles (seven solo) vs. Carolina (12/10) ... Compiled five tackles (four solo) vs. Denver (12/17) ... Had 16 tackles (13 solo) at Atlanta (12/24). **1999:** Started all 16 games at the right outside "stack" linebacker position, leading the club with 143 tackles (105 solo) ... Had a career-best five interceptions, one of which he returned for a TD ... Those five pickoffs tied a franchise record for linebackers, joining Bell ('68) and Lanier ('75) as the only other player with a quintet of interceptions in a season ... Those five INTs were also the most by an NFL linebacker since Philadelphia's William Thomas had seven in '95 ... Also collected 3.0 sacks (-18.0 yards) and two fumble recoveries, one of which resulted in a TD ... Forced two fumbles, recorded three passes defended and added 17 QB pressures ... Produced five double-digit tackle games and was one of seven defensive starters to open all 16 games ... Picked up a fumble by QB Shane Matthews and sprinted 79 yards for the first TD of his career at Chicago (9/12) ... Collected a season-high 12 tackles and forced a Terrell Davis fumble vs. Denver (9/19) ... Produced a sack of Charlie Batch (-2.0 yards) vs. Detroit (9/26) ... Got his first interception of the year off Jim Harbaugh (no return) at San Diego (10/3) ... Produced a team-high 10 tackles vs. New England (10/10) and snapped Drew Bledsoe's string of 129 straight attempts without an INT when he made a leaping grab of a Bledsoe pass and returned it 15 yards ... Picked off a Stoney Case pass at Baltimore (10/21) and returned it three yards before pitching to Reggie Tongue, who returned it 46 yards for a TD ... Produced seven tackles (six solo) and one QB pressure vs. San Diego (10/31) ... Tallied a sack of Peyton Manning (-10.0 yards) at Indianapolis (11/7) to go along with seven tackles, a QB pressure and one pass defended ... Recorded nine tackles and a QB pressure at Tampa Bay (11/14) ... Tallied a team-high 11 tackles and two QB pressures vs. Seattle (11/21) ... Recorded a team-high nine tackles and a sack of Rich Gannon (-6.0 yards) at Oakland (11/28) ... Posted eight tackles and two QB pressures at Denver (12/5) ... Produced a team-high 10 tackles vs. Minnesota (12/12) and forced a fourth

quarter Randy Moss fumble which he recovered at the Chiefs seven-yard line ... Earned AFC Defensive Player of the Week honors vs. Pittsburgh (12/18) after intercepting a pair of Mike Tomczak passes, the first of which he returned 28 yards for a TD. Had a four-yard runback on his second INT and also recorded a team-high 13 tackles ... Posted a team-high 12 tackles at Seattle (12/26) ... Produced eight solo tackles and a career-best three QB pressures vs. Oakland (1/2/00). **1998:** Started at middle linebacker in 15 contests ... Was the leading tackler on the club with 151 stops (97 solo) and also ranked second on the squad with a career-high 6.0 sacks (-54.5 yds.) ... His 151 tackles were the most by a Chief since Deron Cherry had 151 in '88 and were the third-highest tally since the team began officially recording tackles in '77 ... Had six tackles and one sack of Jeff George (-13.0 yds.) vs. Oakland (9/6) ... Recorded a team-high 14 tackles at Jacksonville (9/13) ... Tallied a team-best 11 stops, recovered a fumble and was credited with one QB pressure vs. San Diego (9/20) ... Matched a season high with 15 tackles (11 solo) at Philadelphia (9/27) ... Produced 14 stops at New England (10/11) ... Missed his only start over the past two seasons after being listed as inactive with a hip injury vs. Pittsburgh (10/26) ... Notched 12 tackles vs. the N.Y. Jets (11/1) ... Posted 11 tackles (five solo), a half of a sack of Warren Moon (-7.0 yds.) and two QB pressures at Seattle (11/8) ... Had a six-yard sack of Bubby Brister vs. Denver (11/16) ... Contributed eight tackles, one forced fumble and one QB pressure at San Diego (11/22) ... Posted a team-best 10 tackles and a career-high two sacks of Jake Plummer (-19.0 yds.) vs. Arizona (11/29) ... Tallied eight tackles (four solo) and a half sack of John Elway (-4.0 yds.) at Denver (12/6) ... Registered a team-high 11 tackles and one QB pressure at the N.Y. Giants (12/20) ... Tied a season high with 15 tackles (13 solo) at Oakland (12/26), including a sack of Wade Wilson (-9.0 yds.). **1997:** Wrestled the starting middle linebacker post away from longtime stalwart Tracy Simien and produced dramatic results ... Started all 16 games, totaling a whopping 136 tackles (85 solo) to rank second on the squad behind Reggie Tongue (142) ... Had a team-high four forced fumbles and added 2.5 sacks (-20.0 yards), a pair of INTs, a fumble recovery, 20 QB pressures, 11 passes defended and two special teams tackles ... Opened the year with 12 tackles and a forced fumble at Denver (8/31) ... Led the team with a career-high 15 tackles at Carolina (9/21), adding a pickoff of Kerry Collins which he returned 12 yards to set up a Marcus Allen TD run ... Credited with half of a sack of QB Warren Moon (-10.5 yards) and a forced fumble vs. Seattle (9/28) ... Enjoyed a stellar day vs. San Diego (10/16), collecting nine tackles, a sack (-4.0 yards), two QB pressures, a forced fumble and an interception off of Jim Everett ... Produced nine stops, two QB pressures and a forced fumble at St. Louis (10/26) ... Recorded 10 tackles, half a sack (-5.5 yards) and recovered a John Elway fumble which led to a touchdown vs. Denver (11/16) ... Teamed with Joe Phillips on a sack of Warren Moon at Seattle (11/23) ... Suffered a sprained thumb vs. San Francisco (11/30), but returned to the game ... Recorded a team-high 13 tackles, with a QB pressure, a batted ball and two special teams takedowns at San Diego (12/14) ... Started the club's AFC Divisional Playoff outing, recording five tackles and a pass defended vs. Denver (1/4/98). **1996:** Played in the club's final 15 regular season contests, starting one game ... Saw duty primarily on special teams before seeing an expanded role on defense down the stretch ... Finished the year with 14 tackles (12 solo), half a sack and one interception for 22 yards ... Added a QB pressure, three passes defended and 13 stops on special teams ... Was inactive for the season opener at Houston (9/1) with a shoulder injury ... First NFL action on defense came vs. Seattle (9/15) when he recorded a pair of passes defended and two special teams stops ... Added three tackles vs. Denver (10/27) ... Had a career-high three special teams takedowns vs. Green Bay (11/10) ... Enjoyed a break-out game in his initial pro start Thanksgiving Day at Detroit (11/28), recording a team-high eight tackles, half a sack, a QB pressure and an interception of Scott Mitchell which he returned for 22 yards to set up a second-quarter Kansas City score.

College: Enjoyed an outstanding college career at UCLA ... Saw action in 39 games (35 starts) during his four years, collecting 254 tackles, 21.5 sacks, 38 tackles for a loss, 12 forced fumbles, four fumble recoveries and six interceptions ... Finished his college career ranked third in career tackles for a loss and fifth in sacks ... Had his senior season interrupted by a back injury which forced him to miss five full games ... Still started six games and contributed 29 tackles, two sacks and two forced fumbles as a middle linebacker ... Started all 11 games at right outside linebacker as a junior, leading the team with 106 tackles and 12.5 sacks, which was the second-highest single-season total in Bruins history (Carnell Lake - 13.5 in '87) ... That year he also had three INTs, two forced fumbles and one recovered fumble ... Earned third team All-America honors from the AP as a junior ... Tied a UCLA single-game sack record with 4.5 vs. SMU as a junior ... Started all 11 games as a sophomore, recording 63 tackles, six forced fumbles, two INTs and two sacks ... Ranked fourth on the team with 61 stops and had five sacks as a redshirt freshman ... Also spent time on the Bruins baseball squad before focusing full-time on football ... Graduated from UCLA with a bachelor's degree in Political Science and owns a master's degree in Education ... Plans on pursuing his Ph.D., as well.

Personal: Was an All-Metro League selection at Chula Vista (Cal.) High School ... Served as the team captain as a senior when he racked up 136 tackles, five INTs and four forced fumbles ... Played linebacker and tight end ... Also lettered in baseball and basketball ... Had his high school football jersey (#89) retired in June of 2000 ... Is an avid Internet junkie and is currently working on his new internet site ... Enjoys computers and listening to music ... Was a disc jockey in college ...

Established the "Donnie Edwards Best Defense Foundation" in 2000 which benefits various charity efforts in Missouri, Kansas and California . . . Served as a spokesman for the Multiple Sclerosis Society from '98-00 and sponsored the Donnie Edwards MS Bike Blitz in '99 and 2000, which served as a fund raiser for that organization . . . Obtained the status of a Star Scout in the Boys Scouts organization and currently is working on several projects with the Heart of America Boy Scouts Council which serves Greater Kansas City . . . Serves as a spokesperson for the U.S. Department of Transportation's "Buckle-Up Campaign" which promotes seat belt usage . . . In May of 2000 hosted eight Kansas City area high school students at SeaWorld/Busch Gardens Adventure Camp in San Antonio, Texas. The event, made possible by the FOX 4 Love Fund For Children, SeaWorld and Southwest Airline, allowed those eight students from alternative schools to enjoy a rare learning experience at SeaWorld along with Edwards recording killer whale behavior, monitoring the health of sea lions and preparing food for dolphins, penguins and sharks . . . With his background in education, would like to pursue a career as a high school principal following his playing career . . . Full name: Donnie Lewis Edwards, Jr. . . . Single . . . Splits his residence between Kansas City, Missouri and Los Angeles, California.



EDWARDS' NFL STATISTICS



Year	Team	G-S	TACKLES			FUMBLES		SACKS No./Yds.	INTS No./Yds.	PASSES Defensed	QB Pressures
			Solos	Asst.	Total	Rec.	For.				
1996	Kansas City	15-1	12	2	14	0	0	0.5/3.5	1/22	3	1
1997	Kansas City	16-16	85	51	136	1	4	2.5/20.0	2/15	11	20
1998	Kansas City	15-15	97	54	151	1	2	6.0/54.5	0/0	4	13
1999	Kansas City	16-16	105	38	143	2	2	3.0/18.0	5/50	3	17
2000	Kansas City	16-16	119	32	151	1	0	1.0/9.0	2/45	1	3
Totals		78-64	418	177	595	5	7	13.0/108.5	10/132	23	54

Additional Stats: Has three career TDs - returned a fumble 79 yards for a TD at Chicago (9/12/99), returned an interception of Mike Tomczak 28 yards for a TD vs. Pittsburgh (12/18/99) and returned an interception of Steve McNair 42 yards for a score at Tennessee (9/10/00). Has 16 special teams tackles - 13 in '96, two in '97 and one in 2000.

POSTSEASON

Year	Team	G-S	TACKLES			FUMBLES		SACKS No./Yds.	INTS No./Yds.	PASSES Defensed	QB Pressures
			Solos	Asst.	Total	Rec.	For.				
1997	Kansas City	1-1	5	0	5	0	0	0.0/0.0	0/0	1	0
Totals		1-1	5	0	5	0	0	0.0/0.0	0/0	1	0

SINGLE GAME CAREER HIGHS

Tackles: 17 (13 solo) vs. St. Louis (10/22/00)
 16 (13 solo) vs. Oakland (10/15/00)
 (13 solo) at Atlanta (12/24/00)
 15 (7 solo) at Carolina (9/21/97)
 (11 solo) at Philadelphia (9/27/98)
 (13 solo) at Oakland (12/26/98)

Sacks: 2.0 vs. Arizona (11/29/98)
Interceptions: 2 vs. Pittsburgh (12/18/99)

INT Return Yards: 42 at Tennessee (9/10/00)
INT Return TDs: 1 at Tennessee (9/10/00)
 vs. Pittsburgh (12/18/99)
Passes Defensed: 2 vs. Seattle (10/17/96)
 vs. Oakland (12/7/97)
QB Pressures: 3 vs. Oakland (1/2/00)

STREAKS AND MILESTONES: Has started 41 consecutive games dating back to a contest vs. the N.Y. Jets (11/1/98), including 23 straight at ROLB. That starting streak is the third-longest active mark on the Chiefs roster and the longest of any Kansas City defensive player. Has produced four consecutive 100-tackle seasons and needs one more to take sole possession of the team record he currently shares with LB Gary Spani ('78-81) and S Deron Cherry ('83-86). Has led Kansas City in tackles three consecutive seasons. Ranks fifth in team annals among LBs with 10 career INTs.



CHIEFS RECORD BOOK MOST INTS. LINEBACKER CAREER



1. 27 Willie Lanier* 1967-77
2. 26 Bobby Bell* 1963-74
3. 17 Jim Lynch* 1967-77
4. 15 Sherrill Headrick* 1960-67
5. 10 Donnie Edwards 1996-00

**Pro Football and Chiefs Hall of Fame Inductee
 *Chiefs Hall of Fame Inductee



CHIEFS RECORD BOOK MOST TACKLES SEASON



1. 157 Gary Spani 1979
2. 153 Gary Spani 1981
3. 151 Deron Cherry 1988
- 151 Donnie Edwards 1998
- 151 Donnie Edwards 2000

Tackles totals kept since '77.

EDWARDS' GAME-BY-GAME STATISTICS

1996 – Kansas City Chiefs

Date	Opponent	TACKLES			FUMBLES		SACKS		INTERCEPTIONS			PASSES		QB Pressures
		Solos	Asst.	Tot.	Rec.	For.	No./Yards	No.	Yds.	LG	TD	Defensed		
9/1	@ Houston	0	0	0	0	0	0.0/0.0	0	0	--	0	0	0	
9/8	Oakland	0	0	0	0	0	0.0/0.0	0	0	--	0	0	0	
9/15	@ Seattle	0	0	0	0	0	0.0/0.0	0	0	--	0	2	0	
9/22	Denver	0	0	0	0	0	0.0/0.0	0	0	--	0	0	0	
9/29	@ San Diego	0	0	0	0	0	0.0/0.0	0	0	--	0	0	0	
10/7	Pittsburgh	0	0	0	0	0	0.0/0.0	0	0	--	0	0	0	
10/17	Seattle	0	1	1	0	0	0.0/0.0	0	0	--	0	0	0	
10/27	@ Denver	3	0	3	0	0	0.0/0.0	0	0	--	0	0	0	
11/3	@ Minnesota	0	0	0	0	0	0.0/0.0	0	0	--	0	0	0	
11/10	Green Bay	0	0	0	0	0	0.0/0.0	0	0	--	0	0	0	
11/17	Chicago	0	0	0	0	0	0.0/0.0	0	0	--	0	0	0	
11/24	San Diego	1	1	2	0	0	0.0/0.0	0	0	--	0	0	0	
11/28	@ Detroit	8	0	8	0	0	0.5/3.5	1	22	22	0	1	1	
12/9	@ Oakland	0	0	0	0	0	0.0/0.0	0	0	--	0	0	0	
12/15	Indianapolis	0	0	0	0	0	0.0/0.0	0	0	--	0	0	0	
12/22	@ Buffalo	0	0	0	0	0	0.0/0.0	0	0	--	0	0	0	

1997 – Kansas City Chiefs

Date	Opponent	TACKLES			FUMBLES		SACKS		INTERCEPTIONS			PASSES		QB Pressures
		Solos	Asst.	Tot.	Rec.	For.	No./Yards	No.	Yds.	LG	TD	Defensed		
8/31	@ Denver	9	3	12	0	1	0.0/0.0	0	0	--	0	0	0	
9/8	@ Oakland	5	5	10	0	0	0.0/0.0	0	0	--	0	2	1	
9/14	Buffalo	4	2	6	0	0	0.0/0.0	0	0	--	0	0	2	
9/21	@ Carolina	7	8	15	0	0	0.0/0.0	1	12	12	0	1	2	
9/28	Seattle	5	3	8	0	1	0.5/10.5	0	0	--	0	1	2	
10/5	@ Miami	5	2	7	0	0	0.0/0.0	0	0	--	0	0	2	
10/16	San Diego	6	3	9	0	1	1.0/4.0	1	3	3	0	1	3	
10/26	@ St. Louis	5	4	9	0	1	0.0/0.0	0	0	--	0	0	2	
11/3	Pittsburgh	4	2	6	0	0	0.0/0.0	0	0	--	0	1	1	
11/9	@ Jacksonville	5	1	6	0	0	0.0/0.0	0	0	--	0	0	1	
11/16	Denver	5	4	9	1	0	0.5/5.5	0	0	--	0	0	0	
11/23	@ Seattle	2	2	4	0	0	0.5/0.0	0	0	--	0	1	2	
11/30	San Francisco	6	1	7	0	0	0.0/0.0	0	0	--	0	1	1	
12/7	Oakland	3	3	6	0	0	0.0/0.0	0	0	--	0	2	0	
12/14	@ San Diego	11	2	13	0	0	0.0/0.0	0	0	--	0	1	1	
12/21	New Orleans	3	6	9	0	0	0.0/0.0	0	0	--	0	0	0	

Playoffs

1/4	Denver	5	0	5	0	0	0.0/0.0	0	0	--	0	1	0
-----	--------	---	---	---	---	---	---------	---	---	----	---	---	---

1998 – Kansas City Chiefs

Date	Opponent	TACKLES			FUMBLES		SACKS		INTERCEPTIONS			PASSES		QB Pressures
		Solos	Asst.	Tot.	Rec.	For.	No./Yards	No.	Yds.	LG	TD	Defensed		
9/6	Oakland	6	3	9	0	0	1.0/13.0	0	0	--	0	0	3	
9/13	@ Jacksonville	9	5	14	0	0	0.0/0.0	0	0	--	0	0	0	
9/20	San Diego	3	8	11	1	0	0.0/0.0	0	0	--	0	0	1	
9/27	@ Philadelphia	11	4	15	0	0	0.0/0.0	0	0	--	0	0	0	
10/4	Seattle	1	3	4	0	0	0.0/0.0	0	0	--	0	1	1	
10/11	@ New England	11	4	15	0	0	0.0/0.0	0	0	--	0	0	0	
10/26	Pittsburgh	<i>Inactive/Hip</i>												
11/1	N.Y. Jets	9	3	12	0	0	0.0/0.0	0	0	--	0	0	0	
11/8	@ Seattle	5	6	11	0	0	0.5/7.0	0	0	--	0	0	2	
11/16	Denver	3	0	3	0	0	1.0/6.0	0	0	--	0	0	0	
11/22	@ San Diego	5	3	8	0	1	0.0/0.0	0	0	--	0	0	1	
11/29	Arizona	7	3	10	0	0	2.0/19.0	0	0	--	0	1	1	
12/6	@ Denver	4	4	8	0	0	0.5/4.0	0	0	--	0	0	0	
12/13	Dallas	4	1	5	0	0	0.0/0.0	0	0	--	0	1	1	
12/20	@ N.Y. Giants	6	5	11	0	0	0.0/0.0	0	0	--	0	0	1	
12/26	@ Oakland	13	2	15	0	1	1.0/9.0	0	0	--	0	1	2	

1999 – Kansas City Chiefs

Date	Opponent	TACKLES		FUMBLES		SACKS	INTERCEPTIONS			PASSES	QB	
		Solos	Asst. Tot.	Rec.	For.	No./Yards	No.	Yds.	LG	TD	Defensed	Pressures
9/12	@ Chicago	6	3	9	1	0	0	0	0	0	0	1
9/19	Denver	8	4	12	0	1	0	0	0	0	1	0
9/26	Detroit	5	1	6	0	0	1.0/2.0	0	0	0	0	1
10/3	@ San Diego	3	3	6	0	0	0.0/0.0	1	0	0	0	1
10/10	New England	8	2	10	0	0	0.0/0.0	1	15	15	0	0
10/21	@ Baltimore	4	2	6	0	0	0.0/0.0	1	3	3	0	1
10/31	San Diego	6	1	7	0	0	0.0/0.0	0	0	0	0	1
11/7	@ Indianapolis	4	3	7	0	0	1.0/10.0	0	0	0	0	1
11/14	@ Tampa Bay	6	3	9	0	0	0.0/0.0	0	0	0	0	1
11/21	Seattle	8	3	11	0	0	0.0/0.0	0	0	0	0	2
11/28	@ Oakland	6	3	9	0	0	1.0/6.0	0	0	0	0	0
12/5	@ Denver	5	3	8	0	0	0.0/0.0	0	0	0	0	2
12/12	Minnesota	8	2	10	1	1	0.0/0.0	0	0	0	0	2
12/18	Pittsburgh	12	1	13	0	0	0.0/0.0	2	32	28	1	0
12/26	@ Seattle	8	4	12	0	0	0.0/0.0	0	0	0	0	0
1/2	Oakland	8	0	8	0	0	0.0/0.0	0	0	0	0	3

2000 – Kansas City Chiefs

Date	Opponent	TACKLES		FUMBLES		SACKS	INTERCEPTIONS			PASSES	QB	
		Solos	Asst. Tot.	Rec.	For.	No./Yards	No.	Yds.	LG	TD	Defensed	Pressures
9/3	Indianapolis	7	1	8	0	0	0.0/0.0	1	3	3	0	0
9/10	@ Tennessee	3	1	4	0	0	0.0/0.0	1	42	42	1	0
9/17	San Diego	5	0	5	0	0	0.0/0.0	0	0	0	1	2
9/24	@ Denver	7	3	10	0	0	0.0/0.0	0	0	0	0	0
10/2	Seattle	11	1	12	0	0	0.0/0.0	0	0	0	0	0
10/15	Oakland	13	3	16	0	0	0.0/0.0	0	0	0	0	0
10/22	St. Louis	13	4	17	1	0	0.0/0.0	0	0	0	0	1
10/29	@ Seattle	2	2	4	0	0	1.0/9.0	0	0	0	0	0
11/5	@ Oakland	10	1	11	0	0	0.0/0.0	0	0	0	0	0
11/12	@ San Francisco	4	1	5	0	0	0.0/0.0	0	0	0	0	0
11/19	Buffalo	1	2	3	0	0	0.0/0.0	0	0	0	0	0
11/26	@ San Diego	7	1	8	0	0	0.0/0.0	0	0	0	0	0
12/4	@ New England	11	5	16	0	0	0.0/0.0	0	0	0	0	0
12/10	Carolina	7	3	10	0	0	0.0/0.0	0	0	0	0	0
12/17	Denver	5	1	6	0	0	0.0/0.0	0	0	0	0	0
12/24	@ Atlanta	13	3	16	0	0	0.0/0.0	0	0	0	0	0



**KENDALL
GAMMON**

TIGHT END - 6-4 - 255

**PITTSBURG STATE
UNRESTRICTED FREE AGENT (2000)**

NFL: 10 (2ND WITH CHIEFS)

BORN: OCTOBER 23, 1968

WICHITA, KANSAS

GP/GS: (144/0) PLAYOFFS: (7/0)



Pro Career: Long-snapper extraordinaire entering his second campaign in Kansas City ... Joined the Chiefs as an unrestricted free agent from New Orleans on February 23rd a year ago ... Arguably one of the most consistent snappers in the business ... Helped solidify Kansas City's special teams with his accuracy on both his punt and placement snaps in 2000 ... Also works as the club's third tight end in short yardage and goal line sets ... Talented local performer from nearby NCAA Division II powerhouse Pittsburg State in Pittsburg, Kansas ... Played guard and tackle in the

collegiate ranks and could be called upon in a pinch to work on the offensive front after seeing limited action at right tackle for the Steelers as a rookie in '92 ... Made previous pro stops with Pittsburgh ('92-95) and New Orleans ('96-99) before coming to Kansas City in 2000 ... Has played in every game of his pro tenure, a string of 144 consecutive games over the past nine seasons ... Owns 30 special teams tackles (15 solo) during his pro career, as well as one kickoff return for nine yards ... Has seven games of playoff experience with the Steelers, including an appearance in Super Bowl XXX following the '95 campaign ... Originally joined the NFL ranks as an 11th-round draft selection (291st overall) of Pittsburgh in '92. **At Kansas City (2000):** Handled the long snapping duties in all 16 games ... Had three special teams tackles (one solo) ... Recorded one tackle on punt coverage vs. Indianapolis (9/3) ... Made one tackle on punt coverage at San Diego (11/26) ... Had one special teams stop at New England (12/4). **At New Orleans (1996-99):** Spent four seasons with the Saints, handling the long-snapping duty in 64 consecutive games ... Recorded 13 special teams tackles (10 solo) ... Originally signed with the club as a free agent on August 28th of '96. **1999:** Played in all 16 games, snapping for all the team's punts and placements ... Made one tackle on a fumble return at Chicago (10/3) ... Returned a kickoff for nine yards at Jacksonville (11/21) ... Lone special teams tackle came vs. St. Louis (12/12). **1998:** Snapped for punts and placements in all 16 games, posting three tackles on special teams (two solo) ... Tallied a solo special teams tackle in the season-opener at St. Louis (9/6) ... Added a solo special teams tackle vs. New England (10/4) ... Had an assisted special teams tackle at Miami (11/29). **1997:** Handled the Saints snapping duties in all 16 games, producing a career-high seven tackles on special teams (six solo) ... Recorded a career-high three special teams stops at Chicago (10/5) ... Made two special teams tackles vs. Arizona (12/14). **1996:** Worked in all 16 games, making three special teams stops ... Recorded two tackles on punt coverage (one solo) at San Francisco (9/1) ... Assisted on a tackle at Carolina (10/20). **At Pittsburgh (1992-95):** Handled the club's snapping duties on all punts and placements in 64 games, making 14 special teams stops ... Also handled long-snapping duties for the Steelers in Super Bowl XXX vs. Dallas (1/28/96). **1995:** Saw reserve duty in all 16 games and in three playoff games as a deep snapper ... Made three special teams stops, including one each at Houston (9/10), at Miami (9/18) and vs. Houston (12/3) ... Tallied 139 snaps from the LS position. **1994:** Played 16 games and two playoff contests as deep snapper, tallying five special teams tackles ... Posted two tackles vs. Buffalo (11/14) and vs. Cleveland (12/18). **1993:** Played in all 16 games and in one postseason contest as long-snapper, making four tackles on special teams ... Made two tackles at Houston (11/28) ... Produced one each at Atlanta (9/27) and at Miami (12/13). **1992:** Handled long-snapping duties in all 16 games and in one playoff game at Buffalo (1/9/93) ... Saw brief action at right tackle vs. the N.Y. Jets (9/13) after injuries to three offensive linemen ... Made one special teams tackle each vs. Cincinnati (10/19) and vs. Detroit (11/15).

College: Started 41 consecutive games, the last two seasons at guard after playing tackle as a sophomore ... Offensive captain final two years and three-time All-MIAA selection ... As a senior, anchored the offensive line for 1991 NCAA Division II national champion ... Moved from TE to offensive tackle in his freshman campaign ... Earned a degree in physical education from Pittsburg State, the alma mater of Chiefs head athletic trainer, Dave Kendall.

Personal: Attended Rose Hill (Kan.) High, earning All-State honors three times in football and basketball ... A four-time All-Conference selection for football, three times for basketball, once for baseball ... Member of National Honor Society ... Has his own video on long snapping called "Snap Right" made available to high schools and colleges ... Full name: Kendall Robert Gammon ... Married, wife Leslie, with sons, Blaise (4) and Drake (1) ... The Gammons reside in Carl Junction, Missouri.

Additional Stats: Has 30 special teams tackles - two (one solo) in '92, four (three solo) in '93, five (no solos) in '94, three (no solos) in '95, two (one solo) in '96, seven (six solo) in '97, three (two solo) in '98, one (solo) in '99 and three (one solo) in 2000. Returned one kickoff for nine yards at Jacksonville (11/21/99).

Games Played/Games Started: 1992 PIT (16/0), 1993 PIT (16/0), 1994 PIT (16/0), 1995 PIT (16/0), 1996 NO (16/0), 1997 NO (16/0), 1998 NO (16/0), 1999 NO (16/0), 2000 KC (16/0) — 144/0.

Playoffs: 1992 PIT (1/0), 1993 PIT (1/0), 1994 PIT (2/0), 1995 PIT (3/0) — 7/0.

STREAKS AND MILESTONES: Has played in 144 consecutive regular season contests dating to his rookie season with the Steelers at Houston (9/6/92).

FAST FACT

Kansas City has won 45 consecutive games dating back to '81 when rushing the ball 40 times or more in a contest.



FAST FACT

The Chiefs had a franchise-record 14 individual 100-yard receiving games in 2000. Only St. Louis (16) had more.





KENDRICK GHOLSTON

DEFENSIVE END - 6-4 - 280

LOUISVILLE

FREE AGENT (2001)

NFL: (1ST WITH CHIEFS)

BORN: APRIL 30, 1975

CHICAGO, ILLINOIS

GP/GS: (0/0) PLAYOFFS: (0/0)



Pro Career: Promising defensive end prospect entering his first training camp with Kansas City ... Is expected to work at the club's right defensive end post in 2001 ... Signed to the Chiefs practice squad on September 13th of 2000 where he spent the remainder of the season ... Joined the team after spending the initial two weeks of the 2000 campaign on Philadelphia's developmental squad ... Was released by the Eagles and quickly picked up by the Chiefs ... Acquired by Philadelphia after being waived by Dallas prior to the start of the regular season ... Was in camp with the Cowboys a year ago and is familiar with many current Chiefs coaches after going to camp with St. Louis in '99 ... Won a World Bowl Championship with the Frankfurt Galaxy of NFL Europe earlier in '99 ... Originally entered the NFL as a rookie free agent with Detroit in '98, but was released in the Lions training camp cuts. **NFL Europe (1999):** Started at defensive end for the Frankfurt Galaxy in 10 regular season games and the World Bowl ... Was coached by current Kansas City pro personnel assistant Dick Curl ... Registered a team high 3.0 sacks ... Added 17 tackles and one special teams stop as the Galaxy claimed the '99 World Bowl title.

College: A three-time All-Conference USA selection at Louisville ... Concluded his career as the school's all-time sack leader with 29.0 QB takedowns ... Led the team in sacks in '95 and '97 and second in '96 ... Totaled 217 tackles, 24.0 tackles for a loss, 10 passes defended and caused and recovered a fumble during his four years ... Had 68 tackles as a senior in '97 ... Had a career-high 74 tackles and 7.0 sacks as a junior ... Produced 8.0 sacks in '95 to tie for fourth on the school's all-time single season list ... as a sophomore ... Started four games and had 27 tackles, 4.0 sacks, 4.0 tackles for a loss and a pass defended as a redshirt freshman ... Majored in Graphic Design at Louisville.

Personal: Prepped at Lane Tech in Chicago, Illinois ... Set a school record with 11.0 sacks in '92 ... Averaged 15.0 points a game as a four year starter on the basketball team ... Full name: Kendrick Gholston ... Married, wife Nicole ... The Gholstons reside in Kansas City, Missouri.



CURRENT CHIEFS IN THE ROSE BOWL



	SCHOOL	SEASON	DATE OF GAME	RESULT
Carl Peterson	UCLA	1975	January 1, 1976	UCLA 23, Ohio State 10
Dick Vermeil	UCLA	1975	January 1, 1976	UCLA 23, Ohio State 10
Lynn Stiles	UCLA	1975	January 1, 1976	UCLA 23, Ohio State 10
Mike White	Stanford	1970	January 1, 1971	STANFORD 27, Ohio State 17
	Stanford	1971	January 1, 1972	STANFORD 13, Michigan 12
	California	1958	January 1, 1959	Iowa 38, CALIFORNIA 12
	Illinois	1983	January 1, 1984	UCLA 45, ILLINOIS 9
Irv Eatman	UCLA	1982	January 1, 1983	UCLA 24, Michigan 14
Bob Karmelowicz	Illinois	1983	January 1, 1984	UCLA 45, ILLINOIS 9
Greg Robinson	UCLA	1982	January 1, 1983	UCLA 24, Michigan 14
	UCLA	1983	January 1, 1984	UCLA 45, Illinois 9
	UCLA	1985	January 1, 1986	UCLA 45, Iowa 28
Derrick Alexander	Michigan	1989	January 1, 1990	USC 17, MICHIGAN 10
	Michigan	1991	January 1, 1992	Washington 34, MICHIGAN 14
	Michigan	1992	January 1, 1993	MICHIGAN 38, Washington 31
Ian Allen	Purdue	2000	January 1, 2001	Washington 34, PURDUE 24
Todd Collins	Michigan	1991	January 1, 1992	Washington 34, MICHIGAN 14
	Michigan	1992	January 1, 1993	MICHIGAN 38, Washington 31
Donnie Edwards	UCLA	1993	January 1, 1994	Wisconsin 21, UCLA 16
Marvucs Patton	UCLA	1985	January 1, 1986	UCLA 45, Iowa 28

Rose Bowl winners in Bold.

TWO-TIME PRO BOWLER



TONY GONZALEZ

TIGHT END - 6-4 - 248

CALIFORNIA

DRAFT (NO. 1 - 1997)

NFL: 5 (5TH WITH CHIEFS)

BORN: FEBRUARY 27, 1976

TORRENCE, CALIFORNIA

GP/GS: (63/47) PLAYOFFS: (1/0)



Pro Career: After just four professional seasons with Kansas City, this two-time Pro Bowl tight end has already established himself as one of the elite offensive performers in the entire National Football League ... At the ripe young age of 25, the best days for this sensationally talented competitor would seemingly still lie ahead ... Has lined up in a variety of different formations for the club, starting on the line of scrimmage, split out and even in the backfield and will likely continue to be utilized in a multitude of formations in the Chiefs new, high-flying offensive scheme ... Poses match-up problems for defensive backs and linebackers alike with his combination of speed, size and athleticism ... Can stretch a defense vertically with his speed and takes great pride in his blocking skills at the point of attack on the offensive line ... Endowed with outstanding leaping ability, which, combined with an amazingly flexible six-foot, four-inch frame, permits him to stretch out to make some sensational snags ... Possesses outstanding body control and a fluid running style after the catch ... Credits many of his moves on the gridiron to his basketball background, which included a stint on Cal's '97 "Sweet 16" NCAA Tournament team during his collegiate career ... Those roundball attributes are especially apparent when he goes up in the crowd to pull down a "rebound" or when he pivots and "blocks out" defenders to establish pass-catching position ... Is a truly devoted hoops junkie who has his own backyard court ... Spends a good portion of his off-seasons playing in elite pro summer leagues with NBA stars ... Typically celebrates touchdown receptions by emphatically slam-dunking the pigskin over the crossbar ... Became the first Pro Bowl tight end in Chiefs history following the '99 season and earned a starting spot in that game for the AFC once again in 2000 ... Was one of just nine of last year's Pro Bowlers to be unanimous choices of the players, coaches and fans ... Selected as a consensus first team All-Pro selection for the second consecutive year in 2000, including a berth on Dr. Z's *Sports Illustrated* All-Pro squad, as well the All-Pro units of the AP, *USA Today*, *The Sporting News*, *Pro Football Weekly*, in addition to *College and Pro Football Newsweekly* and *Football Digest* ... Also earned All-AFC accolades from *Pro Football Weekly* and *Football News* ... Possesses an unquenchable thirst to be the considered the very best at his position, which helps explain both his relentless work ethic and passionate quest for excellence ... Takes extra repetitions after practice, whether in the off-season, training or regular season and is almost always the last member of the squad off the field ... Is not satisfied with the success he has enjoyed thus far in the league and is constantly pushing himself and his teammates to strive for perfection ... Brings an upbeat, yet humble personality to practice every day and has not gotten caught up in the glare of the media spotlight ... Is unquestionably one of the brightest stars on the Chiefs roster, but is always quick to put team aspirations ahead of his personal accomplishments ... Soared to new record-breaking heights during his fourth pro season in 2000, shattering several NFL records for tight ends and breaking an abundance of Chiefs single-season standards ... In his fifth pro campaign in 2001 is poised to enter uncharted territory in many career sections of both the NFL and the Kansas City record books ... Shattered the Chiefs single-season reception record with 93 catches in 2000, abolishing Carlos Carson's previous mark of 80 in '83 ... His 1,203 receiving yards last season were both the fourth-highest tally in Kansas City history and the fourth-highest mark by a tight end in NFL annals ... Is rapidly charging up the Chiefs career receiving chart with 261 career catches, the most-ever by a Kansas City tight end and the eighth-highest all-time tally in franchise annals ... Needs a mere 18 more catches to surpass RB Ed Podolak (288) for the seventh spot and 91 receptions to bypass WR Carlos Carson (351) for sixth position ... Has 3,041 career receiving yards and requires just 61 more to surpass the total of 3,101 established by Chiefs Hall of Fame inductee Fred Arbanas, who owns the seventh-highest yardage tally of any player in franchise history ... Also ranks seventh in team history with 24 touchdown

catches, needing 10 more to overtake Henry Marshall and Carson (33) who are tied for fifth and would surpass Arbanas' total of 34 for fourth place with 11 more scores in 2001 ... Has constructed a streak of four straight games with a TD catch each of the past two years, just one game shy of the team record ... A year ago, posted six 100-yard receiving games, the highest single-season mark in NFL history by a tight end, a tally which also tied a Kansas City record shared by WR Otis Taylor ('88), Carson ('83) and current teammate, WR Derrick Alexander (2000) ... That streak included four straight 100-yard outings, which gave him sole possession of both the NFL record for tight ends and the Kansas City single-season mark in that department ... Has established a blistering pace during his first four pro seasons, seeing action in 63 games (47 starts), racking up 261 catches for 3,041 yards (11.7 avg.) with 24 TDs ... Those numbers from the first four seasons of his pro tenure are better than any amassed by any of the six other Pro Bowl tight ends who were active in 2000 and owned at least four years of NFL experience (Ben Coates, Shannon Sharpe, Frank Wycheck, Chad Lewis, Wesley Walls and David Sloan) during their initial four NFL campaigns. Coates came the closest with 179 catches for 2,099 yards (11.7 avg.) and 19 TDs with New England from '91-94 ... Gonzalez's starts from his first four NFL seasons also stack up very favorably against the five tight ends currently enshrined in the Pro Football Hall of Fame (Mike Ditka, John Mackey, Jackie Smith, Ozzie Newsome and Kellen Winslow) and are topped only by the player whom he most frequently draws comparisons to, Winslow. The former University of Missouri and San Diego Chargers luminary played in just 48 games during his initial four pro seasons ('79-82), but still piled up 256 receptions for 3,041 yards (13.1 avg.) with 27 TDs, giving him six fewer catches than Gonzalez, exactly 300 more yards and just three more touchdowns than the Chiefs TE over that span ... Based on career per-game averages - which provides a more meaningful comparison - Winslow is the only Hall of Fame tight end with better marks than Gonzalez. In 109 career regular season contests, Winslow averaged 5.0 catches, 61.8 yards, 12.5 yards-per-catch and 0.41 TDs per game. In 63 career regular season games, Gonzalez has averaged 4.1 catches, 48.3 yards, 11.7 yards-per-catch and 0.38 touchdowns per game ... Could bypass the first of those five Canton enshrinees in receptions this year, needing 71 more catches to overtake longtime Colts stalwart John Mackey's tally of 331 ... Formed one of the NFL's most potent and prolific receiving tandems with Alexander in 2000 ... Paired with Alexander to become the first duo of Kansas City pass catchers to each amass over 1,000 yards in a single-season as Alexander established a franchise record with 1,391 aerial yards ... Combined with Alexander to total 171 catches for 2,594 yards, a team single-season record for a receiving tandem, breaking the previous marks held by Andre Rison and Kimble Anders (131 receptions in '97) and Carson and Marshall (2,139 yards in 83) ... Joined Alexander in the 50+ catch club for the third consecutive year ... Only Kimble Anders (five), Chris Burford (four), Otis Taylor (four) and Alexander (four) have more career seasons with 50 or more receptions in Chiefs history ... Had six 100-yard games, meaning only Denver's Rod Smith (eight), Minnesota's Randy Moss (eight), Indianapolis' Marvin Harrison (eight), and Buffalo's Eric Moulds (seven) had more ... Gonzalez and Alexander each had six 100-yard games, meaning the only other pair of NFL teammates to each have six individual 100-yard outings were Moss and Cris Carter (six) of the Vikings. He and Alexander also became the first duo in team history to each have four or more 100-yard outings in a single year ... In 2000 became the first Chiefs player other than a running back to lead the club in receptions in consecutive seasons since WR Stephone Paige in '89-90 ... Had three games with 10 or more catches a year ago, breaking Burford's previous club standard of two 10-catch contests in '63 ... Is the only player in franchise annals to produce double-digit receptions in back-to-back games, doing so at New England (12/4/00) and vs. Carolina (12/10/00) ... Was one of just five NFL players and the only TE to top the 10-catch plateau three times in 2000, joining Keenan McCardell (Jacksonville), Muhsin Muhammed (Carolina), Harrison (Indianapolis) and Joe Horn (New Orleans) ... His 169 receptions from '99-00 were the most catches in back-to-back seasons in Chiefs history, shattering the previous mark of 137 established by Carson in '83-84, while his 2,052 receiving yards over that span were the fourth-best tally over two seasons in team annals ... Has racked up 20 TD catches over the past two years, a marked topped only by the total of 21 amassed by Burford ('62-63) and Stephone Paige ('85-86) ... Went four straight games with a TD catch in 2000, just one shy of the team record of five shared by Burford ('62) and Taylor ('66) ... Owns 33 career receptions of 20 or more yards, the fourth-highest career total since the club began recording that stat in '90 ... Continued his onslaught on the record books in 2000 after establishing himself as the league's finest tight end with a spectacular '99 campaign which saw him catch 76 passes for 849 yards in 15 games, totals which ranked the highest by any player at his position in the NFL that year ... Single-handedly shattered the team's combined mark for catches by tight ends by catching 76 passes himself in '99, breaking the previous mark of 73 catches by all KC tight ends in '97 ... Got hot down the stretch of the '98 campaign when he produced 24 of his 59 catches (40.7%) and both of his touchdowns during the season's final five weeks and carried that momentum over to '99 ... Moved into the starting lineup in '98 after an impressive rookie campaign in '97 ... Received the club's prestigious Mack Lee Hill Award bestowed annually to Kansas City's top rookie or first-year player after compiling 33 catches for 368 yards and two TDs during his initial pro season ... Has seen action in a total of 63 regular season NFL contests with 47 starts ... Only contest he missed

was the '99 season opener due to a preseason knee injury ... Enters the 2001 campaign with a streak of 31 consecutive starts dating back to the second game of the '99 campaign ... Has recorded 261 receptions for 3,041 yards (11.7 avg.) with 24 TDs and a long reception of 73 yards ... Also used those athletic skills to block a punt in '97 and recover an onside kick in '98 ... Owns one career postseason appearance, getting three catches for 27 yards and a 12-yard TD in '97 ... Ranked atop Kansas City's wish list heading into the NFL's annual selection meeting in '97 and the Chiefs moved up five spots in the first round to select this highly-coveted tight end with the 13th overall selection in a draft-day trade with Houston. The Chiefs obtained the Oilers first-round pick (13th overall - used on Gonzalez) and their fourth-round pick (110th overall - used on Barnes) in exchange for Kansas City's original first-round selection (18th overall - used on DE Kenny Holmes), a third-round pick (81st overall - used on T. Scott Sanderson), a fourth-round pick (116th overall - subsequently traded by Houston to New Orleans) and a sixth-round selection (181st overall - used on LB Dennis Stallings) ... Declared for the draft following his junior season. **2000:** Started 16 games at TE, catching a Chiefs single-season record 93 passes for a personal-best 1,203 yards (12.9 avg.) and nine TDs ... A consensus All-Pro and All-AFC selection ... His 1,203 receiving yards were the fourth-highest single-season total in team history and the fourth-highest by a TE in NFL history ... Those 93 catches were the third-highest total by a TE in NFL history, coming just three receptions shy of Coates' mark of 96 established in '94 with New England ... Became the first player other than a RB to lead the team in receptions in consecutive seasons since WR Stephone Paige did it in '89-90 ... Led all NFL TEs in receptions, yards and TDs ... Ranked sixth in the AFC and 10th in the NFL in receptions, eighth in yards and tied for fourth in receiving TDs ... Recorded double-digit receptions in three contests, a first in team history ... Had 13 catches of 20 or more yards, the most of any NFL TE on the season ... Caught two passes for 34 yards vs. Indianapolis (9/3) ... Hauled in two passes for 16 yards at Tennessee (9/10) ... Had four receptions for 43 yards vs. San Diego (9/17) ... Produced 10 receptions for 127 yards, including a 15-yard TD at Denver (9/24). That contest marked his first 10-catch game and the initial 100-yard outing of his career ... Snared three passes for 34 yards, including a 15-yard TD vs. Seattle (10/2) ... Caught seven passes for 100 yards and a 14-yard TD vs. Oakland (10/15) ... Grabbed five passes for 117 yards and a nine-yard TD vs. St. Louis (10/22). It was his fourth straight game with a TD, the second-longest streak in team history. It was also the first back-to-back 100-yard games by a NFL TE since Shannon Sharpe did it vs. San Diego (10/6/96) and vs. Baltimore (10/20/96). Eclipsed the club's career mark for receptions by a TE (198 - Fred Arbanas) and moved into eighth place on the all-time receptions list with a 14-yard pass in the third quarter, as well. Also reached the 200-catch plateau on a 30-yard pass in the third quarter, a milestone which came in his 54th NFL game, making him the second-quickest Chief to reach the milestone (Burford - 52 games) ... Secured eight passes for 101 yards at Seattle (10/29). Surpassed Walter White (2,396) for second place among Chiefs TEs all-time in receiving yards ... Became the first TE in NFL history to record four consecutive 100-yard receiving games at Oakland (11/5), catching nine passes for 134 yards ... Totaled four catches for 46 yards at San Francisco (11/12) ... Had nine catches for 76 yards and a career-high tying two TDs (nine and 13 yards) vs. Buffalo (11/19) ... Had a streak of 44 consecutive games with a reception dating back to 12/7/97 vs. Oakland snapped at San Diego (11/26) when Warren Moon started at QB. That streak is tied as the third-longest in team history with Carlos Carson (12/20/81 - 9/12/85) ... Set career highs for both receptions and yards with an 11-catch, 147-yard outburst which included a four-yard TD in a Monday Night Football contest at New England (12/4). Set a NFL record for TEs and tied a club mark with his sixth 100-yard game of the season. His 11 catches tied as the second-highest single-game total in Chiefs history ... Surpassed Carlos Carson's club record of 80 receptions ('83) with his 81st catch vs. Carolina (12/10), a 14-yarder in the fourth quarter. Finished the day with 10 catches for 96 yards and a six-yard TD, his third double-digit reception game of the year ... Caught four passes for 46 yards vs. Denver (12/17) ... Had five catches for 86 yards and a 21-yard TD at Atlanta (12/24). **1999:** Started 15 games at TE, leading the team with 76 catches for 849 yards and 11 TDs ... Became the first Chiefs tight end to make a Pro Bowl appearance and was also a consensus first team All-Pro selection ... Was the first Kansas City tight end to lead the club in catches since Walter White had 48 in '77 ... Among AFC pass catchers, only Indianapolis' Marvin Harrison (12 TDs) could top Gonzalez's 11 TDs, which were the most ever by a Kansas City tight end. Carolina's Wesley Walls was the only NFL tight end with more scoring grabs, hauling in 12 touchdowns ... Those 11 TDs tied as the second-highest total in team history and were the most in 37 seasons, trailing only Burford's 12 scoring catches in '62 ... Had a touchdown catch in four straight contests in '99, coming one game shy of the team record of five consecutive games with a TD reception shared by Burford and Otis Taylor ... At the time, those 76 catches were the second-highest seasonal tally in team history ... Was inactive in the season-opener at Chicago (9/12) due to a knee injury suffered in the preseason at Jacksonville (8/26) ... Eclipsed the career 1,000-yard receiving mark with a 20-yard reception in the second quarter vs. Denver (9/19) ... Tallied seven receptions for 72 yards and a TD vs. Detroit (9/26), getting his 100th career reception in that contest ... Produced seven catches for 68 yards and a 12-yard TD catch at San Diego (10/3) ... Posted the first two-TD game of his career with 11 and 22-yard scoring grabs at Baltimore (10/21), leading the squad with four receptions for

54 yards ... Tallied six catches for 62 yards at Tampa Bay (11/14) ... Captained the offense vs. Seattle (11/21), collecting a team-high eight catches for 62 yards ... Tallied three receptions for 90 yards at Oakland (11/28), including a career-long 73-yard catch and run for a TD ... Collected a team-high five receptions for 35 yards, including a 10-yard TD catch at Denver (12/5) ... Recorded a team-high six receptions for 63 yards and two TDs vs. Minnesota (12/12) ... Recorded a team-high six receptions for a season-high 93 yards and two TDs vs. Pittsburgh (12/18). It was his third career two-TD game and his fourth straight game with a score, producing six TDs over that four-game span ... Posted a season-high nine receptions for 86 yards at Seattle (12/26) ... Produced a team-high six receptions for 56 yards, including a seven-yard TD catch vs. Oakland (1/2/00). **1998:** Started all 16 contests at tight end ... Joined G Will Shields and C Tim Grunhard as the Chiefs only offensive performers to open every contest ... Ranked second on the club with 59 catches and 621 yards receiving (10.5 avg.) and two TDs ... Caught at least three balls in all but two games and caught four or more passes in seven of the season's final nine contests ... Hauled in three passes for 47 yards, including a 31-yard snag in his first career start vs. Oakland (9/6) ... Had a season-high seven receptions for 67 yards at Jacksonville (9/13) ... Caught three passes for 31 yards at Philadelphia (9/27) and recovered an onside kick by the Eagles with one minute remaining to preserve a 24-21 Chiefs victory ... Grabbed three passes for 49 yards, including a 31-yard catch vs. Pittsburgh (10/26) ... Hauled in four passes for 35 yards vs. Denver (11/16) ... Had a season-long 32-yard reception at San Diego (11/22) ... Caught five passes for a team-high 65 yards vs. Dallas (12/13) ... Snared six passes for 68 yards, including his first touchdown of the season at the N.Y. Giants (12/20) ... Caught five passes for a season-high 76 yards at Oakland (12/26), including a 20-yard TD. **1997:** Played in all 16 regular season games, collecting 33 catches for 368 yards (11.2 avg.) and two TDs in addition to a blocked punt on special teams ... First pro catch was a 22-yard effort from Elvis Grbac at Denver (8/31) ... Made a diving 21-yard TD grab for his inaugural NFL score at Miami (10/5) ... Caught four receptions for 53 yards and hauled in a key two-point conversion in a 28-20 win at St. Louis (10/26) ... Corralled four passes for 56 yards vs. Pittsburgh (11/3), including a spectacular 30-yard grab over the back of LB Levon Kirkland who had perfect coverage on the play ... Enjoyed a career day with a seven-catch, 69-yard effort at Jacksonville (11/9) ... Helped account for back-to-back TDs in the second quarter vs. San Francisco (11/30). Caught two passes for 19 yards including a two-yard TD reception from Rich Gannon and then stretched out with one hand to block a Tommy Thompson punt on the 49ers ensuing possession, returning the ball to the three-yard-line which set up a Marcus Allen TD run on the next play in a 44-9 romp over the 49ers and his former college coach, Steve Mariucci ... Hauled in four balls for 37 yards at Seattle (11/23) ... Caught a team-high three passes for 15 yards at San Diego (12/14) ... Caught three passes for 26 yards with a 12-yard TD grab in the third quarter of Kansas City's AFC Divisional Playoff appearance vs. Denver (1/4/98) after being ruled out of bounds on an apparent three-yard TD catch earlier in the quarter.

College: In three seasons with the California football program, played in 33 games catching 89 passes for 1,302 yards (14.6 avg.) with eight touchdowns ... Also saw action in 82 career contests (16 starts) as a member of the Cal basketball squad, averaging 6.4 points and 4.3 rebounds per game ... Flourished under the offense of then-Cal head coach and current San Francisco 49ers head coach Steve Mariucci as a junior in '96, ranking third on the team with 46 receptions for 699 yards (15.9 avg) and five TDs ... Became just the second tight end in Cal history to earn first team All-America accolades (David Lewis in '82) ... A first team All-Pac 10 Conference selection ... His 46 catches tied BYU's Itula Mili for the best mark among NCAA tight ends, while his 699 receiving yards were the nation's top mark at that position ... On the basketball court, he helped lead Cal to the Sweet 16 of the NCAA Tournament ... Played in 28 games (six starts), averaging 6.8 points and 4.5 rebounds per game ... Started all three of the club's tourney games in place of injured Pac 10 Player of the Year, Ed Gray and posted a season-high 23 points in Cal's second-round NCAA tournament win over Villanova ... Played in all 11 gridiron games as sophomore, finishing third on the team with 37 receptions for 541 yards (14.6 avg) and two TDs ... Best outing of the year was a 10-catch, 150-yard performance vs. Stanford that included a 23-yard score ... Played in 28 games (seven starts) as a member of the basketball squad, averaging 5.3 points and 4.6 rebounds per game ... Appeared in 10 football games as a freshman reserve, catching eight passes for 62 yards (7.8 avg) with one touchdown ... Played in 26 basketball contests (three starts) as a freshman in basketball, averaging 7.1 points and 3.9 rebounds per game ... Scored a career-high 29 points and posted nine rebounds vs. Washington State ... Majored in Communications at Cal.

Personal: A prep sensation in both football and basketball at Huntington Beach (Cal.) High School ... Caught 62 passes for 945 yards and 13 touchdowns while leading the team to the Southern Section Division III title game as a senior ... Was a first team All-State selection as a tight end and a linebacker ... Orange County & Sunset League Most Valuable Player in basketball as he averaged 22.0 points per game, shooting 65 percent from the field (234 of 365) in his final year ... Was named the Co-Orange County High School Athlete of the Year along with Tiger Woods ... Brother, Chris, has served as a model for fashion designer Tommy Hilfger ... Served as a consultant for the movie "Any Given Sunday," an Oliver Stone production ... Appeared on an episode of HBO's "Arli\$\$" during the 2000 off-

season ... Formed the "Tony Gonzalez Foundation" in '98 which supports the Shadow Buddies program, as well as the Boys and Girls Clubs. Shadow Buddies are smiling dolls given to ill individuals - particularly children and the elderly - in order to help speed their recovery. Gonzalez is the only NFL player or athlete of any kind to have his own Shadow Buddy, which comes complete with a Chiefs hospital gown with "Gonzalez #88" on it. Over 5,000 Tony Gonzalez Shadow Buddies have been distributed in Missouri, Kansas, California, New York and Texas to date. Expanded his involvement with Shadow Buddies in 2001 by providing 50 "Know Your Buddy Book" kits to schools in Missouri, Kansas and California. This educational program teaches students about the diversity of medial challenges, and encourages kids to increase their compassion and understanding of others' differences ... Served as the Chiefs United Way spokesperson in 2000 and 2001 ... Was the NFL Spokesperson for the Susan G. Komen Race for the Cure for Breast Cancer in '99 and 2000 ... Served as a spokesperson for the Midwest Donor Organ Bank ... Served as a spokesperson the U.S. Department of Transportation Safety Campaign and the state of Kansas' School Safety Hotline ... Appeared in a series of "Buckle Up: Football is a Game, Your Life is Not" ads promoting seat belt usage in memory of the late Derrick Thomas ... Named to *Ingram's* prestigious "40 Under 40" list which annually honors Kansas City's most influential and accomplished leaders of business, government and community under 40 years of age, becoming the youngest individual ever named to that list ... Donated 200 flag football uniforms to the Kansas City Boys and Girls Clubs in '99 and was instrumental in helping the club receive a \$75,000 NFL/LISC grant to construct a flag football field in Kansas City's Cleveland Park ... Hosts a weekly television show on KCTV-5 during the season along with teammate Donnie Edwards ... Full name: Anthony Gonzalez ... Single, with a son, Nikko, born on February 12th of 2001 ... Splits his time between Overland Park, Kansas and Huntington Beach, California.



GONZALEZ'S NFL STATISTICS



RECEIVING

Year	Team	G-S	No.	Yds.	Avg.	LG	TD
1997	Kansas City	16-0	33	368	11.2	30	2
1998	Kansas City	16-16	59	621	10.5	32	2
1999	Kansas City	15-15	76	849	11.2	73	11
2000	Kansas City	16-16	93	1,203	12.9	39	9
Totals		63-47	261	3,041	11.7	73	24

POSTSEASON

Year	Team	G-S	No.	Yds.	Avg.	LG	TD
1997	Kansas City	1-0	3	26	8.7	12	1
Totals		1-0	3	26	8.7	12	1

Additional Stats: Blocked a punt that he returned nine yards vs. San Francisco (11/30/97). Recovered an onside kick for no yards at Philadelphia (9/27/98).

SINGLE GAME CAREER HIGHS

Pass Receptions: 11 at New England (12/4/00)
10 at Denver (9/24/00)

vs. Carolina (12/10/00)

Receiving Yards: 147 at New England (12/4/00)
134 at Oakland (11/5/00)

Long Reception: 73 (TD) at Oakland (11/22/98)

Touchdowns: 2 at Baltimore (10/21/99)

vs. Minnesota (12/12/99)

vs. Pittsburgh (12/18/99)

vs. Buffalo (11/19/00)

STREAKS AND MILESTONES: Has started 31 straight contests since missing the '99 season opener with a knee injury at Chicago (9/12/99). Ranks eighth on the Chiefs career receiving chart with 261 catches and needs 28 more catches to surpass Ed Podolak (281) for the seventh spot and 91 receptions to bypass Carlos Carson (351) for sixth position. Ranks eighth in team history with 3,041 career receiving yards and requires just 61 more yards to overtake Fred Arbanas for the seventh spot. Ranks seventh in team history with 24 touchdown catches, needing 10 more to overtake Henry Marshall (33) and Carson, who are tied for fifth. Needs 11 more receiving TDs to surpass Arbanas (34) for fourth place.



CHIEFS RECORD BOOK MOST 100-YARD RECEIVING GAMES, SEASON



1.	6	Otis Taylor	1966
		Carlos Carson	1983
		Tony Gonzalez	2000
		Derrick Alexander	2000
5.	4	Chris Burford	1961
		Carlos Carson	1984
		Carlos Carson	1987



NFL RECORD BOOK MOST 100-YARD RECEIVING GAMES, TE, SEASON



1.	6	Tony Gonzalez, Kansas City	2000
2.	5	Mike Ditka, Chicago	1961
		Pete Retzlaff, Philadelphia	1964
		Pete Retzlaff, Philadelphia	1965
		Kellen Winslow, San Diego	1980
		Kellen Winslow, San Diego	1982
		Ben Coates, New England	1994

GONZALEZ'S GAME-BY-GAME STATISTICS

Receiving						
1997 - Kansas City Chiefs						
Date	Opponent	No.	Yds.	Avg.	LG	TD
8/31	@ Denver	1	22	22.0	22	0
9/8	@ Oakland	2	23	11.5	14	0
9/14	Buffalo	3	34	11.3	19	0
9/21	@ Carolina	0	0	0.0	--	0
9/28	Seattle	1	10	10.0	10	0
10/5	@ Miami	1	21	21.0	21	1
10/16	San Diego	0	0	0.0	--	0
10/26	@ St. Louis	4	53	13.3	20	0
11/3	Pittsburgh	4	56	14.0	30	0
11/9	@ Jacksonville	7	69	9.9	17	0
11/16	Denver	0	0	0.0	--	0
11/23	@ Seattle	4	37	9.3	16	0
11/30	San Francisco	2	19	9.5	17	1
12/7	Oakland	0	0	0.0	--	0
12/15	@ San Diego	3	15	5.0	7	0
12/22	New Orleans	1	9	9.0	9	0

Playoffs						
1/4	Denver	3	26	8.7	12	1

Receiving						
1998 - Kansas City Chiefs						
Date	Opponent	No.	Yds.	Avg.	LG	TD
9/6	Oakland	3	47	15.7	31	0
9/13	@ Jacksonville	7	67	9.6	16	0
9/20	San Diego	3	24	8.0	11	0
9/27	@ Philadelphia	3	31	10.3	15	0
10/4	Seattle	3	18	6.0	11	0
10/11	@ New England	2	25	12.5	16	0
10/26	Pittsburgh	3	49	16.3	31	0
11/1	N.Y. Jets	4	18	4.5	6	0
11/8	@ Seattle	2	10	5.0	7	0
11/16	Denver	4	35	8.8	16	0
11/22	@ San Diego	1	32	32.0	32	0
11/29	Arizona	4	32	8.0	19	0
12/6	@ Denver	4	24	6.0	11	0
12/13	Dallas	5	65	13.0	18	0
12/20	@ N.Y. Giants	6	68	11.3	19	1
12/26	@ Oakland	5	76	15.2	24	1

Receiving						
1999 - Kansas City Chiefs						
Date	Opponent	No.	Yds.	Avg.	LG	TD
9/12	@ Chicago	<i>Inactive/Knee</i>				
9/19	Denver	2	27	13.5	20	0

9/26	Detroit	7	72	10.3	15	1
10/3	@ San Diego	7	68	9.7	14	1
10/10	New England	3	40	13.3	21	0
10/21	@ Baltimore	4	54	13.5	22	2
10/31	San Diego	1	4	4.0	4	0
11/7	@ Indianapolis	3	37	12.3	15	0
11/14	@ Tampa Bay	6	62	10.3	22	0
11/21	Seattle	8	62	7.8	15	0
11/28	@ Oakland	3	90	30.0	73	1
12/5	@ Denver	5	35	7.0	15	1
12/12	Minnesota	6	63	10.5	13	2
12/18	Pittsburgh	6	93	15.5	23	2
12/26	@ Seattle	9	86	9.6	19	0
1/2	Oakland	6	56	9.3	19	1

Receiving						
2000 - Kansas City Chiefs						
Date	Opponent	No.	Yds.	Avg.	LG	TD
9/3	Indianapolis	2	34	17.0	26	0
9/10	@ Tennessee	2	16	8.0	9	0
9/17	San Diego	4	43	10.8	33	0
9/24	@ Denver	10	127	12.7	17	1
10/2	Seattle	3	34	11.3	15	1
10/15	Oakland	7	100	14.3	22	1
10/22	St. Louis	5	117	23.4	39	1
10/29	@ Seattle	8	101	12.6	22	0
11/5	@ Oakland	9	134	14.9	29	0
11/12	@ San Francisco	4	46	11.5	13	0
11/19	Buffalo	9	76	8.4	13	2
11/26	@ San Diego	0	0	0.0	--	0
12/4	@ New England	11	147	13.4	29	1
12/10	Carolina	10	96	9.6	14	1
12/17	Denver	4	46	11.5	17	0
12/24	@ Atlanta	5	86	17.2	23	1

GONZALEZ'S 100-YARD RECEIVING GAMES (6)

Date	Opponent	No.	Yds.	Avg.	LG	TD
9/24/00	@ Denver	10	127	12.7	17	1
10/15/00	Oakland	7	100	14.3	22	1
10/22/00	St. Louis	5	117	23.4	39	1
10/29/00	@ Seattle	8	101	12.6	22	0
11/5/00	@ Oakland	9	134	14.9	29	0
12/4/00	@ New England	11	147	13.4	29	1

CHIEFS RECORD BOOK

MOST RECEPTIONS,

TE, CAREER

1. **Tony Gonzalez, 1997-00** 261
2. Fred Arbanas, 1962-70 198
3. Walter White, 1975-79 163
4. Jonathan Hayes, 1985-93 135
5. Keith Cash, 1992-96 113

CHIEFS RECORD BOOK

MOST RECEIVING YARDS,

TE, CAREER

1. Fred Arbanas, 1962-70 3,101
2. **Tony Gonzalez, 1997-00** **3,041**
3. Walter White, 1975-79 2,396
4. Jonathan Hayes, 1985-93 1,541
5. Keith Cash, 1992-96 1,046

CHIEFS RECORD BOOK

MOST RECEPTIONS, CAREER

<ol style="list-style-type: none"> 1. WR Henry Marshall, 1976-87 416 2. WR Otis Taylor, 1965-75 410 3. WR Chris Burford, 1960-67 391 4. WR Stephone Paige, 1983-91 377 5. FB Kimble Anders, 1991-2000 369 	<ol style="list-style-type: none"> 6. WR Carlos Carson, 1980-89 351 7. RB Ed Podolak, 1969-77 288 8. TE Tony Gonzalez, 1997-00 261 9. TE Fred Arbanas, 1962-70 198 10. RB Abner Haynes, 1960-65 197
--	--



**GONZALEZ VS. HALL OF FAME TIGHT ENDS
BY CAREER RECEIVING TOTALS**



Player	Team(s) Years	Games	No.	Yds.	Avg.	TDs
Ozzie Newsome	Cleveland 1978-90	198	662	7,980	12.1	47
Kellen Winslow	San Diego 1979-87	109	541	6,741	12.5	45
Jackie Smith	St. Louis 1963-77, Dallas 1978	210	480	7,918	16.5	40
Mike Ditka	Chicago 1961-66, Philadelphia 1967-68, Dallas 1969-72	158	427	5,812	13.6	43
John Mackey	Baltimore 1963-71, San Diego 1972	139	331	5,236	15.8	38
Tony Gonzalez	Kansas City 1997-00	63	261	3,041	11.7	24

**GONZALEZ VS. HALL OF FAME TIGHT ENDS
BY CAREER PER-GAME AVERAGES**

Player	Team(s) Years	Games	No.	Yds.	Avg.	TDs
Kellen Winslow	San Diego 1979-87	109	5.0	61.8	12.5	0.41
Tony Gonzalez	Kansas City 1997-00	63	4.1	48.3	11.7	0.38
Ozzie Newsome	Cleveland 1978-90	19	3.3	40.3	12.1	0.24
Jackie Smith	St. Louis 1963-77, Dallas 1978	210	2.3	37.7	16.5	0.19
John Mackey	Baltimore 1963-71, San Diego 1972	139	2.4	37.7	15.8	0.27
Mike Ditka	Chicago 1961-66, Philadelphia 1967-68, Dallas 1969-72	158	2.7	36.8	13.6	0.27

**GONZALEZ VS. HALL OF FAME TIGHT ENDS
FIRST FOUR NFL SEASONS**

Player	Team, Years	Games	No.	Yds.	Avg.	TDs
1. Tony Gonzalez	Kansas City, 1997-00	63	261	3041	11.7	24
2. Kellen Winslow	San Diego, 1979-82	48	256	3341	13.1	27
3. Mike Ditka	Chicago, 1961-64	56	248	3671	14.8	30
4. Ozzie Newsome	Cleveland, 1978-81	64	213	2966	13.9	20
5. Jackie Smith	St. Louis, 1963-66	56	161	2560	15.9	11
6. John Mackey	Baltimore, 1963-66	56	147	2775	18.9	25



**GONZALEZ VS. ACTIVE PRO BOWL TIGHT ENDS,
FIRST FOUR NFL SEASONS**



Player	Teams, Years	Games	No.	Yds.	Avg.	TDs
1. Tony Gonzalez	Kansas City, 1997-00	63	261	3041	11.7	24
2. Ben Coates	New England, 1991-94	64	179	2099	11.7	19
3. Shannon Sharpe	Denver, 1990-93	64	163	2056	12.6	13
4. Frank Wycheck	Washington, 1993-94; Houston 1995-96	50	116	1150	9.9	8
5. Chad Lewis	Philadelphia, 1997-98, '99-00, St. Louis 1998-99	36	89	735	10.3	10
6. Wesley Walls	San Francisco, 1989-91, 1993	53	11	67	6.1	1



**CHIEFS RECORD BOOK
MOST RECEPTIONS,
TE, SEASON**



1.	93	Tony Gonzalez	2000
2.	76	Tony Gonzalez	1999
3.	59	Tony Gonzalez	1998
4.	48	Walter White	1977
5.	47	Walter White	1976



**CHIEFS RECORD BOOK
MOST YARDS GAINED,
TE, SEASON**



1.	1,203	Tony Gonzalez	2000
2.	849	Tony Gonzalez	1999
3.	808	Walter White	1976
4.	686	Fred Arbanas	1964
5.	674	Walter White	1977



GONZALEZ VS. THE NFL
1997-00
(REGULAR SEASON)



Team	G-S	No.	Yds.	Avg.	LG	TD	100-Yard Games
Arizona	1-1	4	32	8.0	19	0	0
Atlanta	1-1	5	86	17.2	23	1	0
Baltimore	1-1	4	54	13.5	22	2	0
Buffalo	2-1	12	110	9.2	19	2	0
Carolina	2-1	10	96	9.6	14	1	0
Chicago	0-0	0	0	0.0	--	0	0
Cincinnati	0-0	0	0	0.0	--	0	0
Cleveland	0-0	0	0	0.0	--	0	0
Dallas	1-1	5	65	13.0	18	0	0
Denver	8-6	30	316	10.5	22	2	1
Detroit	1-1	7	72	10.3	15	1	0
Green Bay	0-0	0	0	0.0	--	0	0
Indianapolis	2-2	5	71	14.2	20	0	0
Jacksonville	2-1	14	136	9.7	17	0	0
Kansas City	0-0	0	0	0.0	--	0	0
Miami	1-0	1	21	21.0	21	1	0
Minnesota	1-1	6	63	10.5	13	2	0
New England	3-3	16	212	13.3	29	1	1
New Orleans	1-0	1	9	9.0	9	0	0
N.Y. Giants	1-1	6	68	11.3	19	1	0
N.Y. Jets	1-1	4	18	4.5	6	0	1
Oakland	8-6	35	526	15.0	73	4	2
Philadelphia	1-1	3	31	10.3	15	0	0
Pittsburgh	3-2	13	198	15.2	31	2	0
St. Louis	2-1	9	170	18.9	31	1	1
San Diego	8-6	19	186	9.9	73	1	2
San Francisco	2-1	6	65	10.8	17	1	0
Seattle	8-6	38	358	9.4	20	1	1
Tampa Bay	1-1	6	62	10.3	22	0	0
Tennessee	1-1	2	16	8.0	9	0	0
Washington	0-0	0	0	0.0	--	0	0
Totals	63-47	261	3,041	11.7	73	24	6



CHIEFS RECORD BOOK
MOST RECEPTIONS,
SEASON



1. **Tony Gonzalez, 2000** 93
2. Carlos Carson, 1983 80
3. Tony Gonzalez, 1999 76
4. Derrick Alexander, 2000 78
5. Andre Rison, 1997 72



CHIEFS RECORD BOOK
MOST RECEIVING YARDS,
SEASON



1. Derrick Alexander, 2000 1,391
2. Carlos Carson, 1983 1,351
3. Otis Taylor, 1966 1,297
4. **Tony Gonzalez, 2000** **1,203**
5. Otis Taylor, 1971 1,110



NFL RECORD BOOK
MOST RECEPTIONS
TE, SEASON



1. 96 Ben Coates – Patriots 1994
2. 95 Todd Christensen – Raiders 1986
3. **93 Tony Gonzalez – Chiefs 2000**
3. 92 Todd Christensen – Raiders 1983
4. 89 Kellen Winslow – Chargers 1980
- 89 Ozzie Newsome – Browns 1983, '84



NFL RECORD BOOK
MOST RECEIVING YARDS
TE, SEASON



1. 1,290 Kellen Winslow – Chargers 1980
2. 1,247 Todd Christensen – Raiders 1983
3. 1,205 Jackie Smith – Cardinals 1967
4. **1,203 Tony Gonzalez – Chiefs 2000**
5. 1,174 Ben Coates – Patriots 1994
6. 1,172 Kellen Winslow – Chargers 1983



TRENT GREEN

QUARTERBACK - 6-3 - 210

INDIANA

TRADE - ST. LOUIS (2001)

NFL: 8 (1ST WITH CHIEFS)

BORN: JULY 9, 1970

CEDAR RAPIDS, IOWA

GP/GS: (24/19) PLAYOFFS: (0/0)



Pro Career: A new chapter in Chiefs history was ushered in on April 20th of this year when QB Trent Green was acquired by Kansas City after lengthy trade negotiations with St. Louis ... Kansas City consummated the deal for Green just hours before the start of the 2001 NFL Draft the next day, landing the talented passer on the western side of the Show Me State after a two-year stint on Missouri's eastern bank in St. Louis ... The Chiefs acquired the services of this highly talented field general along with the first of the Rams two selections in the fifth round (150th overall - used by Kansas City on RB Derrick Blaylock) in exchange for Kansas City's first-round selection (12th overall - used by St. Louis on DT Damione Lewis) ... Polished, poised, professional and popular are perhaps the best descriptors to capture the essence of this highly-affable and highly-coveted signal-caller ... Already a charismatic figure in both the Arrowhead locker room and the Kansas City community, Green embarks upon his eighth NFL season and his first in the Red and Gold in 2001, hoping to mark a new course for both himself and the Chiefs franchise ... While Kansas City is striving to regain its winning ways this year, Green hopes to complete a remarkable comeback odyssey after a devastating knee injury cost him the entire '99 regular season and his starting job in St. Louis ... After previous pro stints in San Diego ('93), Washington ('95-'98) and St. Louis ('99-00), the Chiefs hope Green's fourth NFL stop will be both a long and prosperous stay, as well as his final stop of his pro football journey ... Reunited in Kansas City with head coach Dick Vermeil, assistant head coach/offensive coordinator Al Saunders and a host of other former Rams comrades, Green is surrounded by a variety of offensive weapons in Kansas City and will serve as the triggerman in the Chiefs revamped offensive attack ... Born in Cedar Rapids, Iowa (the same city where current Rams starting QB Kurt Warner attended high school), Green spent the majority of his youth in Missouri, prepping at Vianney High School in Kirkwood, Missouri just outside of St. Louis ... What was envisioned to be a happy homecoming to Missouri for Green in '99 took a painful turn shortly after he inked with the Rams as an unrestricted free agent from the Washington Redskins on February 16th of '99 ... Was poised to lead St. Louis as that club's starting QB in '99, but his hopes for the year were dashed before the start of the regular season ... In just his third appearance with the Rams in the '99 preseason vs. San Diego (8/28), suffered a devastating knee injury when he tore the ACL, MCL and lateral meniscus in his left knee ... While the Rams would recover from Green's loss and complete a remarkable march to Super Bowl XXXIV with Warner at the club's helm, Green has spent the past two seasons overcoming lingering effects of injuries ... Came back to play in eight games with five starts for St. Louis a year ago, but those injuries did require further surgery this off-season ... Although sidelined for the Chiefs off-season program and mini-camps this spring due to that medical procedure and subsequent rehab, both the team and Green are optimistic he will be on the field at full strength for training camp in River Falls ... Fortunately for all involved, is already well-versed in the club's offensive scheme which came from St. Louis along with Vermeil and Saunders ... Saunders was schooled in this offensive philosophy during his days working in San Diego's "Air Coryell" offense in the '80s, while Green's hands-on familiarity with this high-octane offensive framework dates back to his time with both Washington and St. Louis ... With the Redskins was tutored by the likes of current San Diego offensive coordinator Norv Turner who was Washington's head coach at the time, as well as current Rams head coach Mike Martz who served as the Redskins quarterbacks coach and was the head coach in St. Louis last season with Saunders serving as the Rams offensive coordinator ... Is a seemingly perfect fit for this scheme which puts more of a premium on accuracy and precision than sheer arm strength ... In 2000, he led the NFC with a 101.8 efficiency rating which is a testament to the quick-witted decision making this offense demands ... Has seen action in 24 regular season NFL contests with 19 starts ... Has completed 423 of 750 (56.4%) of his passes for 5,504 yards with 39 touchdowns and 16 interceptions, good for an 88.1 rating ... Owns a 2.4 to 1 TD-to-INT ratio, a 5.2 TD percentage and just a 2.1 INT percentage ... Has also rushed 62 times for 186 yards (3.0 avg.); scoring two TDs ... Has an 8-11 record as an NFL starter (6-8 with Washington, 2-3 with St. Louis) ... Owns five career

300-yard passing games, including three last season with St. Louis and two with Washington in '98 ... Originally entered the league as an eighth round draft pick (222nd overall) by the Chargers in the '93 NFL Draft. **At St. Louis (1999-00):** Played in eight games with five starts with all of that regular season duty coming with the club in 2000 ... Completed 145 of 240 (60.4%) passes for 2,063 yards with 16 touchdowns and five interceptions, good for a 101.8 rating ... Also rushed 20 times for 69 yards and one touchdown ... Signed with the Rams as an unrestricted free agent in 1999. **2000:** Saw duty in eight games (five starts) in place of an injured Kurt Warner ... Completed 145 of 240 passes (60.4%) for 2,063 yards, 16 touchdowns, and five interceptions good for a 101.8 rating ... That 101.8 rating ranked topped the NFC and was just nine-tenths of a point behind Denver's Brian Griese (102.9), who led the league ... Did not play in first four games of season vs. Denver (9/4), at Seattle (9/10), vs. San Francisco (9/17) and at Atlanta (9/24) and listed as the Rams number two QB behind Warner ... Saw his first regular season action as member of the Rams vs. San Diego (10/1), completing three of four passes for 75 yards and one touchdown, a 48-yard completion to RB Marshall Faulk ... Did not play vs. Atlanta (10/15) ... Entered the game in third quarter vs. Kansas City (10/22) after Warner left the contest with a broken finger. Completed 15 of 21 passes, good for career-high completion percentage (71.4) to go with 205 yards with three touchdowns and one interception. Connected on scoring passes of 31 yards to TE Roland Williams, as well as 22-yard and four-yard TD passes to WR Isaac Bruce ... Made his first start in a St. Louis uniform the following week at San Francisco (10/29), registering his third career 300-yard passing game. Completed 22 of 39 passes for 310 yards and two touchdowns vs. the 49ers and tied a career high with five rushing attempts for six yards ... Started vs. Carolina (11/5) completing a season-high 29 of 42 passes for a career-high 431 yards and two touchdowns, good for an 118.3 passer rating. Those 431 yards were the seventh-highest single-game passing mark in the NFL on the year ... Started at the N.Y. Giants (11/12), tying a career high by throwing four touchdown passes (one yard to Williams, five yards to WR Torry Holt, eight yards to WR Ricky Proehl and 34 yards to Bruce) after completing 27 of 45 passes (60.0%) for 272 yards and rushing for an 18-yard score ... Started his fourth straight game vs. Washington (11/20), completing 23 of 38 passes for 366 yards with two TDs and firing a season-long 64-yard pass to Holt in second quarter ... Started vs. New Orleans (11/26), hitting the mark on 20 of 41 passes for 289 yards with TD passes of 35 yards to Az-Zahir Hakim and 19 yards to Proehl ... Played in second half of regular season finale at New Orleans (12/24) after Warner left the contest with concussion and completed six of 10 passes for 115 yards. Led the Rams to a pair of pair of scoring drives in a 26-21 victory which propelled St. Louis into the playoffs ... Did not play in the NFC Wild Card game at New Orleans (12/30) the following week. **1999:** Missed entire regular season after tearing ACL, MCL and lateral meniscus in left knee in the third preseason game vs. San Diego (8/28) when he was tackled by SS Rodney Harrison ... Completed 28 of 32 passes for 406 yards with two touchdowns in three preseason contests, good for a 126.8 rating ... His completion percentage of 87.5 was highest among NFL quarterbacks who had at least 30 attempts in the preseason. **At Washington (1995-98):** Played in 16 games with 14 starts in two seasons with the Redskins ... Completed 278 of 510 passes for 3,441 yards with 23 touchdowns and 11 INTs, good for an 81.6 rating ... Produced a 6-8 record as a starter for the Redskins with all of those opening nods coming in '98. **1998:** Saw action in 15 games (14 starts) completing 278 of 509 passes (54.6%) with 23 touchdowns and 11 interceptions ... Set single-season career highs in every statistical category, including pass attempts (509), completions (278), yards (3,441), and touchdowns (23) ... His 509 pass attempts are still third most in Redskins history, trailing only Jay Schroeder (541 in '86) and Brad Johnson (519 in '99) ... Led Washington to a 6-3 record over the final nine games of the year ... Stepped in for an injured Gus Frerotte at the N.Y. Giants (9/6), hitting on 17 of 25 passes for 208 yards and two touchdowns ... Made his first NFL start following week vs. San Francisco (9/14), completing 14 of 25 passes for 201 yards and one touchdown ... Completed 27 passes on a career-high 54 attempts for 383 yards at Seattle (9/20) ... Launched a career-long 75-yard TD pass to WR Michael Westbrook vs. Denver (9/27) ... Only game he did not see action in came at Minnesota (10/18) ... Completed 21 of 31 passes for 225 yards with one TD pass and scored his first rushing touchdown on a one-yard run vs. the N.Y. Giants (11/1) ... Started vs. Arizona (11/22), completing a career-high 30 of 49 passes for 382 yards establishing a career high with four touchdowns (15, 12 and 11 yards to Westbrook and a 16-yarder to WR Leslie Shepherd), as well as a two-yard rushing touchdown ... Started at Carolina (12/13), completing 23 of 42 passes for 257 yards and two touchdowns in a 28-25 win ... Guided the club to a 20-16 win at Tampa Bay (12/19) with the deciding margin coming on a 15-yard TD pass to RB Stephen Alexander in the fourth quarter ... Had 223 yards in a season-ending 23-7 loss at Dallas (12/27). **1997:** Saw duty in one game, attempting one pass ... Served as the third quarterback for first the 15 games of the season ... Saw his first regular season NFL game action vs. Philadelphia (12/21) with his lone pass attempt falling incomplete. **1996:** Was listed as the third QB for all 16 regular season games and did not see game action. **1995:** Did not take a regular season snap the entire season as Washington's third quarterback. **Canadian Football League (1994):** Signed with British Columbia of the Canadian Football League on October 28th of '94 ... Dressed for two games, but did not see any

action and was subsequently released on November 10th. **At San Diego (1993):** Earned a spot on San Diego's roster as the club's third quarterback ... Was inactive for all 16 games and did not take a regular season snap after joining the club as an eight-round (222nd overall) draft choice.

College: Finished his collegiate career at Indiana near the top of virtually every major passing category ... Completed 421 of 755 passes for 5,400 yards with 23 touchdowns and 32 interceptions during his career with the Hoosiers ... At the time of his graduation, ranked second on the Hoosiers career charts in pass attempts and completions, while coming in third all-time in passing yardage, career total offensive yardage (5,916) and total offensive plays (1,060) ... His 23 TD passes ranked fifth at the time, as well ... Also gained 516 yards rushing and scored 20 rushing touchdowns, making him just one of just 10 players in Indiana history with 20 or more career TDs ... Saw duty in 10 games as a senior in '92, completing 154 of 278 passes (55.4%) for 1,780 yards with seven TDs and 10 INTs ... Set single-season school records for yards passing (2,627) and yards of total offense (2,829) as junior in '91 ... Antwaan Randle El subsequently surpassed both of those marks ... Also set career highs in touchdown passes (13) and rushing touchdowns (11) as a junior ... Finished his junior year by completing 200 of 339 passes with 12 TDs and 14 INTs, good for a 59.0 completion percentage which still ranks second on Indiana's single season passing chart ... Guided the Hoosiers to 24-0 victory over Baylor in Copper Bowl that season ... Connected on 60 of 128 pass attempts for 934 yards with four TDs and seven INTs as a sophomore in '90 after hitting on seven of 10 attempts for 59 yards as a freshman in '89 ... Graduated from Indiana with degree in Business.

Personal: A three time All-Conference and All-District choice in football at Vianey High in Kirkwood, Missouri ... Completed 114 passes for 1,458 yards and 14 touchdowns as a senior ... Was also twice named team MVP in basketball after averaging 20.0 ppg and once scoring 40 in a contest ... Enjoys playing basketball, golfing, hunting and fishing ... Established Trent Green Family Foundation in '99 to support organizations such as Children's Miracle Network, St. Louis Children's Hospital, and Guardian Angel Settlement ... The Green family made large donation to St. Louis Children's Hospital to fund the Star Bright Room at the hospital ... Plans on continuing his charitable efforts with the Star Bright Room at Kansas City's Children's Mercy Hospital ... Full name: Trent Jason Green ... Married; wife Julie with two sons, T.J. (4) and Derek (2) ... The Greens reside in Leawood, Kansas.



GREEN'S NFL STATISTICS



PASSING

Year	Team	G-S	Att.	Comp.	Yds.	Comp. Pct.	Yds. Att.	TD	Pct.	INT	Pct.	LG	Rating
1993	San Diego	0-0	0	0	0	0.0	0.00	0	0	0	0.0	--	0.0
1995	Washington	0-0	0	0	0	0.0	0.00	0	0	0	0.0	--	0.0
1996	Washington	0-0	0	0	0	0.0	0.00	0	0	0	0.0	--	0.0
1997	Washington	1-0	1	0	0	0.0	0.00	0	0	0	0.0	--	0.0
1998	Washington	15-14	509	278	3,441	54.6	6.76	23	4.5	11	2.2	75	81.8
1999	St. Louis	0-0	0	0	0	0.0	0.00	0	0	0	0.0	--	0.0
2000	St. Louis	8-5	240	145	2,063	60.4	8.60	16	6.7	5	2.1	64	101.8
Totals		24-19	750	423	5,504	56.4	7.34	39	5.2	16	2.1	75	88.1

RUSHING

Year	Team	No.	Yds.	Avg.	LG	TD
1993	San Diego	0	0	0.0	--	0
1995	Washington	0	0	0.0	--	0
1996	Washington	0	0	0.0	--	0
1997	Washington	0	0	0.0	--	0
1998	Washington	42	117	2.8	13	2
1999	St. Louis	0	0	0.0	--	0
2000	St. Louis	20	69	3.5	18	1
Totals		62	186	3.0	18	3

SINGLE GAME CAREER HIGHS

Pass Attempts: 54 at Seattle (9/20/98)

Pass Completions: 30 vs. Arizona (11/22/98)

Completion Percentage: 71.4 at Kansas City (10/22/00)

Passing Yards: 431 vs. Carolina (11/5/00)

TD Passes: 4 at N.Y. Giants (11/12/00) vs. Arizona (11/22/98)

Interceptions: 2 at Seattle (9/20/98)

vs. Denver (9/27/98)

Long Pass: 75 vs. Denver (9/27/98)

Rushing Attempts: 6 at N.Y. Giants (11/12/00)

Rushing Yards: 54 at N.Y. Giants (11/12/00)

Rushing TDs: 1, three times, last at N.Y. Giants (11/12/00)

Long Run: 18 at N.Y. Giants (11/12/00)

GREEN'S GAME-BY-GAME PASSING

1993 – San Diego (Did Not Play)

1994 – British Columbia Lions (CFL)

1995 – Washington Redskins (Did Not Play)

1996 – Washington Redskins (Did Not Play)

1997 – Washington Redskins

Date	Opponent	Att.	Comp.	Yds.	Comp.%	TD	INT	Sack/Lost	Result
12/20	Philadelphia	1	0	0	0.0	0	0	0/0	L 7-15

1998 – Washington Redskins

Date	Opponent	Att.	Comp.	Yds.	Comp.%	TD	INT	Sack/Lost	Result
9/6	@ N.Y. Giants	25	17	208	68.0	2	0	3.0/17.0	L 24-31
9/14	San Francisco	25	14	201	56.0	1	1	4.0/19.0	L* 10-45
9/20	@ Seattle	54	27	383	50.0	2	2	3.0/14.0	L* 14-24
9/27	Denver	31	19	252	61.3	1	2	3.0/17.0	L* 16-38
10/5	Dallas	29	13	193	44.8	1	1	4.0/29.0	L* 10-31
10/11	@ Philadelphia	21	12	115	57.1	0	1	4.0/30.0	L* 12-17
10/18	@ Minnesota				<i>Did Not Play</i>				L 7-41
11/1	N.Y. Giants	31	21	225	67.7	1	0	4.0/29.0	W* 21-14
11/8	@ Arizona	33	17	183	51.5	1	0	3.0/16.0	L* 27-29
11/15	Philadelphia	33	14	169	42.4	1	0	4.0/31.0	W* 28-3
11/22	Arizona	49	30	382	61.2	4	1	5.0/29.0	L* 42-45
11/29	@ Oakland	31	16	224	51.6	3	0	3.0/15.0	W* 29-19
12/6	San Diego	37	18	235	48.6	2	1	2.0/23.0	W* 24-20
12/13	@ Carolina	42	23	257	54.8	2	0	1.0/8.0	W* 28-25
12/19	Tampa Bay	33	16	191	48.5	1	1	5.0/55.0	W* 20-16
12/27	@ Dallas	35	21	223	60.0	1	1	1.0/11.0	L* 7-23

1999 – St. Louis Rams (Injured Reserve/Knee)

2000 – St. Louis Rams

Date	Opponent	Att.	Comp.	Yds.	Comp.%	TD	INT	Sack/Lost	Result
9/4	Denver				<i>Did Not Play</i>				W 41-36
9/10	@ Seattle				<i>Did Not Play</i>				W 37-34
9/17	San Francisco				<i>Did Not Play</i>				W 41-34
9/24	@ Atlanta				<i>Did Not Play</i>				W 41-20
10/1	San Diego	4	3	75	75.0	1	0	0.0/0.0	W 57-31
10/15	Atlanta				<i>Did Not Play</i>				W 45-29
10/22	@ Kansas City	21	15	205	71.4	3	1	2.0/14.0	L 34-54
10/29	@ San Francisco	39	22	310	56.4	2	1	2.0/12.0	W* 34-24
11/5	Carolina	42	29	431	69.0	2	0	5.0/36.0	L* 24-27
11/12	@ N.Y. Giants	45	27	272	60.0	4	1	2.0/16.0	W* 38-24
11/20	Washington	38	23	366	60.5	2	1	6.0/22.0	L* 20-33
11/26	New Orleans	41	20	289	48.8	2	1	6.0/38.0	L* 24-31
12/3	@ Carolina				<i>Did Not Play</i>				L 3-16
12/10	Minnesota				<i>Did Not Play</i>				W 40-29
12/18	@ Tampa Bay				<i>Did Not Play</i>				L 35-38
12/24	@ New Orleans	10	6	115	60.0	0	0	1.0/7.0	W 26-21

Playoffs

12/30	@ New Orleans				<i>Did Not Play</i>				L 28-31
-------	---------------	--	--	--	---------------------	--	--	--	---------

*Indicates games started



GREEN'S 300-YARD PASSING GAMES (5)



Date	Opponent	Att.	Comp.	Yards	TDs	INTs	Result
*9/20/98	@ Seattle	54	27	383	2	2	L, 14-24
*11/22/98	Arizona	49	30	382	4	1	L, 42-45
#10/29/00	San Francisco	39	22	310	2	1	W, 34-24
#11/5/00	Carolina	42	29	431	2	0	L, 24-27
#11/20/00	Washington	38	23	366	2	1	L, 20-33

*with Washington #with St. Louis



DANTE HALL

WIDE RECEIVER - 5-8 - 193

TEXAS A&M

DRAFT (NO. 5A - 2000)

NFL: 2 (2ND WITH CHIEFS)

BORN: SEPTEMBER 1, 1978

LUFKIN, TEXAS

GP/GS:(5/0) PLAYOFFS: (0/0)




Pro Career: Shifty second-year performer making the switch from running back to wide receiver in 2001 ... A true triple-threat performer who could make a difference for Kansas City as a receiver, runner or return man ... Heads into training camp as one of the Chiefs top candidates to return punts this season and also owns experience returning kickoffs ... The switch to wide receiver will hopefully give the Chiefs more opportunities to get him on the field as well, particularly in third down situations ... Is an elusive runner with breakaway speed and a natural pass catcher, a combination which the Chiefs hope to be a potent mix for defenders once Hall hits the open field ... Saw action in five games on special teams as a rookie in 2000, returning 17 kickoffs for 258 yards and six punts for 37 yards ... Was selected by the Chiefs in the fifth round (153rd overall) of the 2000 draft. **NFL Europe (2001):** Played in nine games with nine starts for the Scottish Claymores ... Missed one game with a groin injury ... Ranked sixth in the NFL EL with 34 reception and eighth with 462 yards for five scores ... Led the league with 26 kickoff returns for 635 yards (24.4 avg.) and was second in punt returns with 15 for 177 yards (11.8 avg.) ... Finished second in the NFL EL with 1,286 combined net yards. **2000:** Played on special teams in five games, returning 17 KO's for 358 yards (21.1 avg.) and six punts for 37 yards (6.2 avg.) ... Was inactive for the first three games due to a back injury ... Made his NFL debut at Denver (9/24), returning five KO's for 108 yards (21.6 avg.) ... Returned three KO's for 81 yards (27.0 avg.), including a 35-yarder, and two punts for 27 yards vs. Seattle (10/2) ... Took back three KO's for 84 yards (28.0 avg.), including a career-long 36-yarder, and one punt for 11 yards vs. Oakland (10/15) ... Returned two KO's for 24 yards and two punts for -2 yards vs. St. Louis (10/22) ... Took back four KO's for 61 yards and one punt for one yard at Seattle (10/29) ... Was inactive for the final eight games of the season.

College: Finished his career at Texas A&M with 4,707 all-purpose yards, the second-highest tally in school history, trailing only Darren Lewis, who racked up 5,138 yards from '87-'90 ... Also ranks second in the Aggies all-time books with 943 career punt return yards behind Rod Harris who had 971 from '85-'88 ... Established the Texas A&M single-season punt return record with 573 yards on 43 runbacks (13.3 avg.) as a freshman in '96 ... Saw action in 43 career games (25 starts) for Texas A&M registering 522 rushing attempts for 2,818 yards (5.4 avg.) and 22 TDs ... Those 2,818 rushing yards rank seventh in school history ... Finished his career with eight 100-yard rushing contests ... Also caught 22 passes for 260 yards ... Had 78 career punt returns for 943 yards, good for a 12.1-yard average and two TDs ... Returned 32 kickoffs for 686 yards (21.4 avg.), as well ... Final collegiate tally showed 654 total touches for 4,707 yards and 24 TDs ... Averaged 109.5 all-purpose yards per game. Appeared in six games, starting four contests before being ruled ineligible for the remainder of the season in '99 ... Finished the year with 53 carries for 179 yards (3.4 avg.) and a pair of touchdowns ... Added five receptions for 59 yards (11.8 avg.) ... Produced 134 yards on 11 punt returns (12.2 avg.) and 34 yards on three kickoff returns (11.3 avg.) ... Played in all 13 games, starting nine contests his junior year in '98 ... Led the team in rushing with 243 carries for 1,024 yards (4.2 avg.) and eight touchdowns ... Caught six passes for 92 yards (15.3 avg.) ... Returned eight kickoffs for 172 yards (21.5 avg.) and had seven punt returns for 28 yards (4.0 avg.) ... Averaged 101.2 all-purpose yards per game ... Established career highs in a monster game vs. Kansas, getting 177 yards on 36 carries with three TDs ... Played in 12 games with 11 starts as a sophomore ... Led the team with 134 carries for 973 yards (7.3 avg.) and nine touchdowns ... His 7.3 yards-per-carry average established a school season-record ... Grabbed eight passes for 97 yards (12.1 avg.) ... Gained 208 yards with a score on 17 punt returns and had 156 yards on seven kickoff returns (22.3 avg.) ... Finished the year with an average of 119.5 all-purpose yards per game ... Played in all 12 games with one start as a redshirt freshman ... Ranked third on the team with 92 carries for 642 yards (7.0 avg.) and three touchdowns ... Set school season-records with 43 punt returns for 573 yards (13.3 avg.) and a score ... Added 324 yards on 14 kickoff returns (23.1 avg.) and 12 yards on three catches (4.0 avg.) ... Amassed 212 all-purpose yards vs. North Texas ... A Sociology major at Texas A&M.

Personal: An All-American selection as a senior at Nimitz High School in Houston, Texas ... Despite playing in only seven games due to a knee injury as a senior, still rushed for over 900 yards that year ... Full name: Damieon Dante Hall ... Single ... Resides in Humble, Texas.

HALL'S NFL STATISTICS												
		RUSHING						RECEIVING				
Year	Team	G-S	No.	Yds.	Avg.	LG	TD	No.	Yds.	Avg.	LG	TD
2000	Kansas City	5-0	0	0	0.0	--	0	0	0	0.0	--	0
Totals		5-0	0	0	0.0	--	0	0	0	0.0	--	0
		PUNT RETURNS					KICKOFF RETURNS					
Year	Team	No.	Yds.	Avg.	LG	TD	No.	Yds.	Avg.	LG	TD	
2000	Kansas City	6	37	6.2	22	0	17	358	21.1	36	0	
Totals		6	37	6.2	22	0	17	358	21.1	36	0	
SINGLE GAME CAREER HIGHS												
Punt Returns: 2 vs. Seattle (10/2/00) vs. St. Louis (10/22/00)						Kickoff Returns: 5 at Denver (9/24/00) Kickoff Return Yards: 108 at Denver (9/24/00)						
Punt Return Yards: 27 vs. Seattle (10/2/00)						Long Kickoff Return: 36 vs. Oakland (10/15/00)						
Long Punt Return: 22 vs. Seattle (10/2/00)												



RICKY HALL

WIDE RECEIVER - 5-8 - 207

VIRGINIA TECH
FREE AGENT (2001)
NFL: 1 (1ST WITH CHIEFS)
BORN: JANUARY 17, 1976
RICHMOND, VIRGINIA
GP/GS: (0/0) PLAYOFFS: (0/0)



Pro Career: Free agent wideout entering his second NFL training camp ... Spent the spring of 2001 playing for the Frankfurt Galaxy of NFL Europe ... Originally inked with Kansas City as a practice squad performer on December 7th of last season ... Made enough of an impression working on the scout unit to merit a free agent contract with the Chiefs for 2001 after going to camp with San Francisco a year ago ... Is slated to work in River Falls at the club's "Z" receiver position ... Could also work on special teams ... Was released by the 49ers on August 8th of 2000 ... Subsequently signed to Detroit's practice squad on October 16th before being released November 7th ... Signed to Kansas City's practice squad on December 7th where he spent the remainder of the season ... Originally entered the NFL as a rookie free agent with San Francisco on April 28th of 2000. **NFL Europe (2001):** Played in 10 games (eight starts) for the Frankfurt Galaxy ... Ranked seventh in the NFL and second on the team with 488 receiving yards ... Caught 27 receptions to rank 11th in the NFL and second on the team.

College: Was a two-year performer at Virginia Tech ... Caught 62 passes for 1,048 yards and 11 TDs ... Set a school record with 510 punt return yards and one touchdown on 40 returns as a senior ... Added 25 catches for 398 yards and three TDs ... Earned first team All-Big East honors as a return man ... Finished third in the Big East and 18th nationally in punt return average (12.8 yards) ... Started 10 games as a junior ... Caught 37 passes for 650 yards with eight TDs ... Returned a blocked punt 17 yards for a touchdown ... Began his career at Butler (Kan.) Community College ... Had 70 catches for 1,500 yards and 18 TDs ... Was a first team junior college All-America selection.

Personal: A prep standout at Thomas Dale High School in Chester, Virginia ... Earned All-District, All-Metro, All-Region and All-State honors ... Had 66 career receptions for 1,398 yards and 22 touchdowns ... Also lettered in basketball ... Full name: Ricky Edmund Hall ... Single ... Resides in Chester, Virginia.



ERIC HICKS

DEFENSIVE END - 6-6 - 280

MARYLAND

FREE AGENT (1998)

NFL: 4 (4TH WITH CHIEFS)

BORN: JUNE 17, 1976

ERIE, PENNSYLVANIA

GP/GS: (32/27) PLAYOFFS: (0/0)



Pro Career: Remarkable NFL success story who seemingly overcomes every obstacle thrown his way, whether on or off the field ... Enters his fourth campaign with Kansas City in 2001 and his third as the club's starter at left defensive end ... Was arguably the club's most productive defensive performer in 2000, getting 14.0 sacks despite starting just 11 contests ... That sack tally tied as the seventh-highest in Kansas City history, ranking third in the AFC and sixth in the NFL last season ... Became just the fourth Chiefs player to ever top the 14.0-sack mark, joining the elite company of the late Derrick Thomas ('90, '92), Neil Smith ('92-93) and Art Still ('80, '84) ... Was named to *USA Today's* All-Joe team for his efforts, a honor which is bestowed annually to the league's top blue-collar performers ... Received second team All-Pro honors from *Football Digest*, as well ... After putting up those impressive numbers a year ago, will undoubtedly see more attention from opposing pass protectors in 2001 ... Possesses a lethal combination of speed, power and agility ... Continues to add new moves and techniques to his pass-rushing repertoire ... Has enjoyed a remarkable rise to his present status as one of the league's most promising young pass rushers after initially coming to the Chiefs as a relatively obscure and undersized rookie free agent in '98 ... Became the only rookie free agent to make the club's Opening Day roster in '98 ... Packed on plenty of muscle mass the following off-season after weighing in with the Chiefs at 261 pounds ... With that extra bulk, quickly rose through the ranks the following year ... Earned the starting spot at left defensive end in '99 after John Browning was lost for the year with an injury in training camp ... Won that starting job despite learning during camp in River Falls that his infant daughter Shayla was diagnosed as having a severe heart condition. Eventually left camp for a brief time to be with his wife and daughter as Shayla underwent open-heart surgery ... With Shayla given a clean bill of health in 2000, entered his second season as a starter a year ago only to be faced with his only medical obstacle ... Was off to a phenomenal start to the 2000 campaign, getting 7.0 sacks in the Chiefs first six games, only to be felled by a right knee sprain vs. St. Louis (10/22) ... That injury was diagnosed as a condition which would keep him out of the lineup a minimum of six weeks, but returned to the Chiefs lineup just four games later vs. Buffalo (11/19) ... Rebounded from that temporary setback to start the final four games of the year ... In 2001 is seeking to become the first Chief to post double-digit sacks in consecutive seasons since Neil Smith in '94-95 ... Showed the ability to get sacks in big bunches a year ago, recording five of his seven career multi-sack games in 2000 ... Also has shown a penchant for producing big plays in prime time contests ... Racked up a career-high 3.0 sacks in a 24-17 Monday Night Football win vs. Seattle (10/2/00) and got his first NFL score on a pivotal 44-yard fumble return in the fourth quarter of a 31-28 win vs. Minnesota (12/12/99) in a Sunday night contest ... Should make an even bigger impact for the Chiefs this season after putting a full season of starting experience under his belt ... Continues to hone his technique with defensive line coach Bob Karmelowicz ... Has seen action in 32 career regular season games, with all 27 of his starts coming in '99 and '00 after appearing in three games on special teams for the Chiefs in '98 ... All of his defensive stats have come the past two seasons ... Has racked up 131 tackles (64 solo), 18.0 sacks (-98.0 yards), two forced fumbles and three fumble recoveries, one of which he returned for a 44-yard TD ... Owns 74 quarterback pressures and four passes defended, as well ... Produced a forced fumble and two tackles in three games of special teams action as a rookie ... Originally entered the NFL with the Chiefs as a rookie free agent out of Maryland in '98. **2000:** Played in 13 games at left DE with 11 starts, missing three games due to a knee injury ... Selected to *USA Today's* All-Joe team and was a second team All-Pro pick of *Football Digest* ... Led the team and was third in the AFC (sixth in the NFL) with a career-best 14.0 sacks (-73.0 yards) ... Also ranked third on the squad with 33 QB pressures and added a pair of passes defended ... Became just one of four players in team history to record 14.0 or more sacks in a season, joining the late Derrick Thomas ('90, '92), Neil Smith ('92-93) and Art Still ('80, '84) ... Had five multi-sack games on the season ... Registered 61 tackles (35 solo), 41 QB pressures, two passes defended and a fumble recovery ... Produced 7.0 sacks in the season's first

six games ... Tallied six tackles, three QB pressures and a sack of Peyton Manning (-6.0 yards) vs. Indianapolis (9/3) ... Had five QB pressures, a sack of Steve McNair (-4.0 yards) and seven tackles (four solo) at Tennessee (9/10) ... Registered his third career 2.0-sack game vs. San Diego (9/17) with a pair of sacks for -15.0 yards on Moses Moreno ... Recorded seven tackles, four QB pressures and recovered a Rod Smith fumble at Denver (9/24) ... Enjoyed a monster night on Monday Night Football vs. Seattle (10/2), producing a career-high 3.0 sacks (-23.0 yards) of Jon Kitna and added a personal-best six QB pressures. Those 3.0 sacks were the most in a game by a Chief since Derrick Thomas had 6.0 vs. Oakland (9/6/98) ... Captained the defense along with CB James Hasty and LB Marcus Patton vs. Oakland (10/15), posting five tackles and four QB pressures ... Totaled three tackles and four QB pressures vs. St. Louis (10/22) before leaving the game in the third quarter with a right knee sprain ... Saw reserve action at left DE vs. Buffalo (11/19) after missing the last three games with a knee injury suffered vs. St. Louis (10/22), recording six tackles (four solo) and one QB pressure ... Saw reserve action at left DE at San Diego (11/26), posting 2.0 sacks (-7.0 yards) of Ryan Leaf and one QB pressure ... Produced three tackles, two QB pressures, a sack (-5.0 yards) of Drew Bledsoe and one pass defended at New England (12/4) ... Tallied six QB pressures and 2.0 sacks (-4.0 yards) of Steve Beuerlein vs. Carolina (12/10) ... Amassed 2.0 sacks (-9.0 yards) of Gus Frerotte, one QB pressure and a pass defended vs. Denver (12/17) ... Had six tackles and two QB pressures at Atlanta (12/24). **1999:** Opened all 16 games at left defensive end, recording 70 tackles (29 solo), 4.0 sacks (-25.0 yards), 33 QB pressures, one forced fumble, two fumble recoveries, one of which he returned 44 yards for a TD and two passes defended ... Made his first career start posting four tackles and collecting two QB pressures at Chicago (9/12) ... Had four QB pressures and one pass defended at San Diego (10/3), forcing QB Jim Harbaugh to leave the game after one of those hits in the first quarter ... Posted four tackles and a career-high five QB pressures vs. New England (10/10) ... Recorded six tackles and two QB pressures at Baltimore (10/21) ... Tallied the first 2.0 sacks of his career (-14.0 yards) on Harbaugh vs. San Diego (10/31) ... Collected eight tackles at Indianapolis (11/7) ... Posted a career-high 10 tackles (five solo) and his first career fumble recovery off Trent Dilfer at Tampa Bay (11/14) ... Forced a Jon Kitna fumble that was recovered by Marcus Patton vs. Seattle (11/21), setting up a Chiefs FG ... Had a team-high nine tackles and a pair of QB pressures at Oakland (11/28) ... Had three QB hurries at Denver (12/5) ... Scooped up a Jeff George fumble forced by Derrick Thomas and outran Randy Moss and Robert Smith to the end zone for a 44-yard TD to get his first NFL score vs. Minnesota (12/12) ... Had three QB pressures and a pass defended vs. Pittsburgh (12/18) ... Collected six tackles (three solo) and three QB pressures at Seattle (12/26) ... Posted six tackles, four QB pressures and 2.0 sacks of Rich Gannon vs. Oakland (1/2/00). **1998:** Appeared in three games, claiming two special teams tackles and one forced fumble on special teams ... Listed as inactive for 13 contests, sitting out the season's first eight games and the club's final five contests ... Saw the first professional action of his career, playing on special teams at Seattle (11/8) ... Saw action on special teams and recovered a fumble on a Rashaan Shehe kickoff return vs. Denver (11/16) ... Forced a Latario Rachal fumble on a punt return and recorded two tackles as a member of the special teams at San Diego (11/22) ... Inactive for the season's final five contests.

College: Played in 41 career games at the University of Maryland, starting 22 of those contests ... Posted 147 tackles (107 solo), 9.5 sacks, 26 tackles for loss, three forced fumbles, two fumble recoveries and three passes defended ... Saw action in all 11 contests with seven starts as a senior in '97, opening six games at right defensive end and one at left end. Concluded the year with 42 tackles (31 solo), 1.5 sacks, five tackles for loss, a fumble recovery, a forced fumble and one pass break-up ... Played in all 11 games with five starts as a junior in '96 ... Finished the year with 43 tackles (29 solo) ... Added 4.0 sacks and 15 stops behind the line of scrimmage ... Played in all 11 games, earning 10 starting nods as a sophomore ... Collected 44 tackles (35 solo), 3.0 sacks, six tackles for loss, three passes defended and a fumble recovery ... Played in eight games with one start as a true freshman in '94 ... Collected 18 tackles (12 solo), 1.0 sack and two forced fumbles ... First collegiate start came vs. Clemson when he tallied a season-high six stops ... Majored in Criminology and Criminal Justice at Maryland.

Personal: Recorded a team-high 68 tackles and 6.0 sacks as a senior at Mercyhurst High School in Erie, Pennsylvania ... Would like to someday pursue a career as a U.S. Marshal ... Full name: Eric David Hicks ... Married, wife Erica, with a daughter Shayla (2) ... Toughest member of the Hicks family may be Shayla who was born with a heart condition that required numerous surgeries when she was just an infant ... After spending several months at Children's Mercy Hospital in '99, she has been healthy and the prognosis is good for her to remain that way ... Formed the "The Hicks for Hearts Foundation" in 2001 ... The mission of Hicks' foundation is to support children and the families of children with congenital heart defects. In addition, it is their goal to assist these families in the healing process and enable additional research in the area of juvenile heart defects working in conjunction with hospitals, research agencies and other health care organizations ... Also serves as a spokesperson for the American Heart Association and is an honorary Chairman for their annual "Walk-A-Thon" ... Is a spokesperson for the Midwest Donor Organ Bank and the March of Dimes, as well ... The Hicks family resides in Overland Park, Kansas.



HICKS' NFL STATISTICS



Year	Team	TACKLES				FUMBLES		SACKS	QB	PASS	SP. TEAM
		G-S	Solos	Asst.	Total	Rec.	For.	No./Yds.	Press.	Def.	Tackles
1998	Kansas City	3-0	0	0	0	0	1	0.0/0.0	0	0	2
1999	Kansas City	16-16	29	41	70	2	1	4.0/25.0	33	2	0
2000	Kansas City	13-11	35	26	61	1	0	14.0/73.0	41	2	0
Totals		32-27	64	67	131	3	2	18.0/98.0	74	4	2

Additional Stats: Scored his first NFL TD after picking up a Jeff George fumble and returning it 44 yards vs. Minnesota (12/12/99).

SINGLE GAME CAREER HIGHS

Tackles: 10 (five solo) at Tampa Bay (11/14/99)

Sacks: 3.0 vs. Seattle (10/2/00)

2.0, six times, last vs. Denver (12/17/00)

Forced Fumbles: 1 at San Diego (11/22/98)
vs. Seattle (11/21/99)

Fumble Recoveries: 1 at Tampa Bay (11/14/99)

vs. Minnesota (12/12/99)

at Denver (9/24/00)

QB Pressures: 6 vs. Seattle (10/2/00)

vs. Carolina (12/10/00)

Sp. Teams Tackles: 2 at San Diego (11/22/98)

STREAKS AND MILESTONES: Is one of only four players in Chiefs history to record 14.0 or more sacks in a season, joining Derrick Thomas ('90, '92), Neil Smith ('92, '93) and Art Still ('80, '84).



CHIEFS RECORD BOOK MOST SACKS, SEASON



- 20.0 Derrick Thomas 1990
- 15.0 Neil Smith 1993
- 14.5 Art Still 1980
- 14.5 Art Still 1984
- 14.5 Derrick Thomas 1992
- 14.5 Neil Smith 1992
- 14.0 Eric Hicks 2000



HICKS' MULTI SACK GAMES (7)



Yards

No.	Lost	Quarterback	Opponent
3.0	-23.0	Jon Kitna	Seattle (10/2/00)
2.0	-14.0	Jim Harbaugh	San Diego (10/31/99)
2.0	-11.0	Rich Gannon	Oakland (1/2/00)
2.0	-15.0	Moses Moreno	San Diego (9/17/00)
2.0	-7.0	Ryan Leaf	@ San Diego (11/26/00)
2.0	-14.0	Steve Beuerlein	Carolina (12/10/00)
2.0	-9.0	Gus Frerotte	Denver (12/17/00)

HICKS' SACK VICTIMS

Regular Season By Quarterback

Jon Kitna	3.0
Steve Beuerlein	2.0
Gus Frerotte	2.0
Rich Gannon	2.0
Jim Harbaugh	2.0
Ryan Leaf	2.0
Moses Moreno	2.0
Drew Bledsoe	1.0
Peyton Manning	1.0
Steve McNair	1.0

Regular Season By Team

San Diego	6.0
Seattle	3.0
Carolina	2.0
Denver	2.0
Oakland	2.0
Indianapolis	1.0
New England	1.0
Tennessee	1.0



BEST NFL HOME RECORDS 1995-00



Team	Record
1. Green Bay	41-7 (.854)
2. Denver	39-9 (.813)
3. Kansas City	37-11 (.771)
Minnesota	37-11 (.771)
5. Buffalo	34-14 (.708)
Jacksonville	34-14 (.708)
San Francisco	34-14 (.708)



BEST AFC HOME RECORDS 1995-00



Team	Record
1. Denver	39-9 (.813)
2. Kansas City	37-11 (.771)
3. Buffalo	34-14 (.708)
Jacksonville	34-14 (.708)
5. Miami	32-16 (.667)



NATE HOBGOOD-CHITTICK

DEFENSIVE TACKLE - 6-3 - 290

**NORTH CAROLINA
FREE AGENT (2001)**

**NFL: 4 (1ST WITH CHIEFS)
BORN: NOVEMBER 30, 1974
NEW HAVEN, CONNECTICUT
GP/GS: (20/0) PLAYOFFS: (3/0)**



Pro Career: Free agent defensive tackle who signed with the Chiefs on June 27th of 2001 ... A rugged player who will add depth to Kansas City's defensive tackle rotation ... Has seen action in 20 regular season games recording 25 tackles and 1.5 sacks (-9.0 yards) ... Also saw action in three postseason games in '99, including Super Bowl XXXIV ... Is reunited with in Kansas City with Chiefs head coach Dick Vermeil, as well as a host of other players who were members of the Rams Super Bowl XXXIV squad ... Played with San Francisco in 2000 after signing as a free agent on October 11th of 2000 ... Appeared in the first five games of the 2000 season with St. Louis, but was released on October 10th ... Signed with St. Louis on September 13th of '99 after attending training camp with Indianapolis and being released on September 7th by the Colts ... Signed from the N.Y. Giants practice squad to the Colts active squad on November 25th of '98 ... Originally entered the league as a rookie free agent with the N.Y. Giants in '98. **At San Francisco (2000):** Appeared in five games after signing with San Francisco as a free agent on October 11th ... Produced six tackles ... Saw duty on special teams at Green Bay (10/15) in his first game in a 49ers uniform ... Credited with one tackle at Carolina (10/22) ... Produced three tackles vs. St. Louis (10/29) ... Inactive vs. Kansas City (11/12), vs. Atlanta (11/19), at San Diego (12/3), vs. New Orleans (12/10) and vs. Chicago (12/17) ... Had one tackle and recovered a fumble at Denver (12/23). **At St. Louis (1999-00):** Played in 15 games ... Registered 22 tackles, 1.5 sacks (-9.0 yards) and four quarterback pressures ... Appeared in three postseason games and made three tackles. **2000:** Saw action in the first five games in 2000 and registered three tackles, a sack (-7.0 yards) and four quarterback pressures ... Released from the active roster on October 10th. **1999:** Appeared in 10 regular season games ... Had 19 tackles (10 solo) and half a sack (-2.0 yards) ... Has three tackles in three postseason games ... Saw his first action as an NFL player at Cincinnati (10/3) making three tackles ... Recorded a career high four tackles and two quarterback pressures at Philadelphia (1/2/00) ... Played in St. Louis' 23-16 victory vs. Tennessee (1/30/00) in Super Bowl XXXIV. **At N.Y. Giants/Indianapolis (1998):** Inactive vs. Washington (9/6), at Oakland (9/13), vs. Dallas (9/21) and at San Diego (9/27) while a member of the N.Y. Giants ... Was released by the Giants on October 1st, but signed to the practice squad the next day ... Signed to the Indianapolis active roster from the Giants practice squad on November 25th ... Inactive at Baltimore (11/29), at Atlanta (12/6), vs. Cincinnati (12/13), at Seattle (12/20) and vs. Carolina (12/27) while with Indianapolis. **College:** A four-year letterman at North Carolina as a backup defensive tackle ... Played in 11 games with one start as a senior ... Recorded 20 tackles and 5.0 sacks ... Produced 14 tackles and a sack in 10 games as a junior ... Played in six game posting seven tackles and 2.0 sacks as sophomore ... Saw limited action as a freshman ... Majored in Communications at North Carolina. **Personal:** An AP All-State and All-Conference selection at William Allen High School in Allentown, Pennsylvania ... Recorded 72 tackles as a senior ... Was part of a Rams defensive line that raised more than \$100,000 for the St. Patrick Center through Sack Homelessness ... Full name: Nate Broe Hobgood-Chittick ... Single ... Resides in St. Louis.



HOBGOOD-CHITTICK'S NFL STATISTICS



Year	Team	TACKLES			FUMBLES		SACKS No./Yds.	INTS No./Yds.	PASSES Defensed	QB Pressures
		G-S	Solo	Asst.	Total	Rec.				
1998	N.Y. Giants	0-0	0	0	0	0	0	0.0/0.0	0/0	0
	Indianapolis	0-0	0	0	0	0	0	0.0/0.0	0/0	0
1999	St. Louis	10-0	10	9	19	0	0	0.5/2.0	0/0	6
2000	St. Louis	5-0	1	2	3	0	0	1.0/7.0	0/0	4
	San Francisco	5-0	3	3	6	1	0	0.0/0.0	0/0	0
Totals		20-0	14	14	28	1	0	7.0/9.0	0/0	10

POSTSEASON

Year	Team	TACKLES			FUMBLES		SACKS	INTS	PASSES	QB	
		G-S	Solos	Asst.	Total	Rec.					For.
1999	St. Louis	3-0	2	1	3	0	0	0.0/0.0	0/0	0	0
Totals		3-0	2	1	3	0	0	0.0/0.0	0/0	0	0

SINGLE GAME CAREER HIGHS

Tackles: 4 at Philadelphia (1/2/00) **Sacks:** 0.5 at Carolina (12/5/99)



PRIEST HOLMES

RUNNING BACK • 5-9 • 213

TEXAS

FREE AGENT (2001)

NFL: 5 (1ST WITH CHIEFS)

BORN: OCTOBER 7, 1973

FORT SMITH, ARKANSAS

GP/GS: (48/19) PLAYOFFS: (4/1)



Pro Career: Fifth-year running back making his debut in the Red and Gold in 2001 after signing as an unrestricted free agent with the Chiefs from the Super Bowl Champion Baltimore Ravens on April 21st of this year ... Talented Texan was part of a bounty of Kansas City acquisitions that day, joining QB Trent Green who was obtained in a trade with St. Louis and WR Tony Horne who inked with the Chiefs as a restricted free agent from the Rams ... Supremely confident all-around performer whose passion and enthusiasm for the game rubs off on the teammates around him ... Gives the Chiefs the true halfback they have been seeking to feature in the club's offense ... Expected to carry the load at the starting halfback position for the team in 2001 and beyond ... Will run behind one of the league's most talented lead blockers, FB Tony Richardson ... Although clearly not as decorated as 2000 NFL MVP Marshall Faulk of St. Louis, does possess an explosive build and style similar to Faulk's ... Provides Kansas City with a multi-purpose threat out of the backfield, making him a key cog in the Chiefs new offensive setup which is much like the system Faulk excelled in for St. Louis ... Former rookie free agent made a name for himself in Baltimore as a hard runner and an accomplished pass catcher ... Caught a franchise-record 13 passes in a single game for Baltimore in '98 ... In addition to good hands, possesses the ability to turn a short pass into a long gain as a receiver and has breakaway speed as a runner ... Became the first Ravens runner to ever post a 1,000-yard season when he piled up 1,008 yards in '98 ... Is reunited in Kansas City with former Ravens teammate WR Derrick Alexander ... A solid all-around performer willing to sacrifice himself for the benefit of the entire team ... Accepted a reduced role in Baltimore a year ago to allow Jamal Lewis to blossom which helped pave the way for the Ravens march to a victory in Super Bowl XXXV ... Is expected to see plenty of the pigskin for the Chiefs as both a runner and receiver ... Regarded as a true locker room leader, was one of the most popular and inspirational players on the Ravens roster according to his former teammates ... Is quickly acquiring a similar reputation in Kansas City, as well ... Has seen action in 48 career regular season games with 19 starts ... Owns 459 carries for 2,182 yards (4.6 avg.) with 10 touchdowns in his first four seasons ... Has produced seven 100-yard rushing games in his career with the Ravens owning a perfect 7-0 mark in those contests ... Added 88 receptions for 585 yards (6.6 avg.) and one TD ... Produced 90 first downs during his tenure in Baltimore ... Has also returned five kickoffs for 51 yards and owns seven special teams tackles ... Saw action in four career postseason games including a start in Baltimore's Super Bowl XXXV victory vs. the N.Y. Giants (1/28/01) ... Owns 14 carries for 45 yards (2.6 avg.) and one reception for four yards in the playoffs ... Originally entered the NFL as a rookie free agent with Baltimore in '97. **At Baltimore (1997-00):** Appeared in 48 regular season games with 19 starts ... Had 459 carries for 2,182 yards (4.6 avg.) with 10 scores ... Also contributed 88 receptions for 585 yards (6.6 avg.) and one TD ... Had 18 postseason carries for 45 yards and one reception for four yards in four playoff games (one start). **2000:** Played in all 16 regular season games with two starts ... Was the Ravens second-leading rusher behind Jamal Lewis, getting 137 carries for 588 yards (4.3 avg.) to rank 14th in the AFC ... Caught 32 passes for 221 yards, as well ... Ranked second on the team with 49 first downs ... Started in a 16-0 Opening Day win at Pittsburgh (9/3),

rushing 27 times for 119 yards ... Opened the following week vs. Jacksonville (9/10), producing 10 carries for 54 yards and four receptions for 18 yards in a 39-36 come-from-behind victory ... Had six carries for 25 yards and a pair of receptions for 18 yards at Miami (9/17) ... Accounted for 99 yards from scrimmage vs. Cincinnati (9/24), gaining 51 yards on eight carries, adding four receptions for 48 yards ... Rushed a game-high 20 times for 82 yards and caught two passes for 12 yards at Cleveland (10/1) ... Had a season-long 21-yard rush at Washington (10/15) ... Had five rushes for 30 yards and caught three passes for five yards vs. Tennessee (10/22) ... Rushed three times for eight yards at Cincinnati (11/5) ... Carried the ball five times for 19 yards vs. Pittsburgh (10/29) ... Had two catches for 15 yards and three yards on two carries in a 24-23 win at Tennessee (11/12), the Titans first-ever loss in Adelphia Coliseum ... Gained 64 yards on 13 carries vs. Dallas (11/19), including 47 yards in the second half as the Ravens set a team record with 250 rushing yards. Also caught four passes for 34 yards ... Produced 17 carries for 64 yards and a TD vs. Cleveland (11/26), carrying the ball on 12 consecutive plays in the fourth quarter ... Had seven carries for 16 yards and caught two passes for six yards in the club's playoff-clinching 24-3 win vs. San Diego (12/10) ... Carried the ball four times for 28 yards at Arizona (12/17) ... Made a season-long 27-yard catch vs. the N.Y. Jets (12/24), one of three receptions for 40 yards ... Carried the ball 18 times for 45 yards in four postseason games ... Had five carries for six yards in the club's 21-3 AFC Wild Card win vs. Denver (12/31), the first postseason victory in club history ... Saw reserve duty in a 24-10 AFC Divisional Playoff win at Tennessee (1/7/01) ... Carried nine times for 31 yards (3.4 avg.) in the AFC Championship Game at Oakland (1/14/01) ... Started in Baltimore's Super Bowl XXXV victory vs. the N.Y. Giants (1/28/01), producing four carries for eight yards. **1999:** Had his season curtailed by a knee injury, playing in just nine games with four starts ... Finished the year with 89 carries for 506 yards (5.7 avg.) with one TD, getting 412 of those yards over the final five games ... That 5.7 yards-per-carry average was second in the NFL among ball carriers with at least 80 carries behind only Pittsburgh's Richard Huntley (6.1) ... Also caught 13 passes for 104 yards and a TD ... Accounted for 26 first downs ... Topped the 100-yard barrier in a pair of games and had a 95-yard effort, as well ... Rushed 12 times for 52 yards in the season-opener at St. Louis (9/12), adding two catches for three yards ... Did not start vs. Pittsburgh (9/19) while nursing a sprained right knee, rushing once for two yards ... Was inactive vs. Cleveland (9/26), at Atlanta (10/3) and at Tennessee (10/10) while recovering from a sprained right MCL ... Did not play vs. Kansas City (10/21) or vs. Buffalo (10/31) ... Saw action spelling Errict Rhett in the fourth quarter of a 41-9 win at Cleveland (11/7) ... Saw brief action in the backfield at Cincinnati (11/21), but did not carry the ball ... Entered the game in the second quarter vs. Tennessee (12/5) after a rib injury to Rhett, racing a team-record 72 yards on a second quarter run to set up a field goal ... Returned to the starting lineup for the season's final four games, beginning at Pittsburgh (12/12) when he ran 18 times for 130 yards (7.2 avg.) and a TD ... Caught a 34-yard touchdown pass from Tony Banks vs. New Orleans (12/19), his first career scoring reception ... Had 13 carries for 59 yards and a one-yard reception vs. Cincinnati (12/26) ... Finished the season rushing 16 times for 95 yards and catching a season-high six passes for 43 yards at New England (1/2/00). **1998:** Saw action in all 16 games, starting the final 13 games of the season, setting personal single-season career highs in both rushing and receiving ... Rushed 233 times for 1,008 yards with seven TDs, becoming the initial Ravens rusher to ever top the 1,000-yard barrier ... Led the team with 64 first downs ... Also topped the club with 43 receptions, getting 260 yards on those catches ... Had five special teams tackles, as well ... Recorded four 100-yard rushing games and added a 99-yard effort, as well ... Got his first six NFL carries for 23 yards and caught two passes for four yards in the season-opener vs. Pittsburgh (9/6) ... Gained three yards on a fourth-quarter rush at the N.Y. Jets (9/13) ... Recorded two solo punt coverage stops and two kickoff coverage stops for a career-high four special teams tackles at Jacksonville (9/20) ... Exploded for 27 carries and 173 yards with two TDs in his first NFL start vs. Cincinnati (9/27), earning AFC Offensive Player of the Week for his efforts ... Caught a franchise-record 13 passes for 98 yards vs. Tennessee (10/11) ... Made his third start at Pittsburgh (10/18), getting 23 carries for 76 yards to go with six receptions for 42 yards ... Racked up 27 carries for 99 yards vs. Oakland (11/8) ... Managed six carries for nine yards at San Diego (11/15) ... Set a team record with 227 rushing yards at Cincinnati (11/22), the highest single-game rushing total of the season in the NFL and the fourth-highest in the '90s. Piled up that yardage tally on 36 carries, tying a team record ... Had 22 carries for 103 yards and scored two TDs in a 38-31 win vs. Indianapolis (11/29) ... Lost two fumbles vs. Minnesota (12/13), snapping a streak of 156 touches without a fumble ... Closed out his first 1,000-yard season with a 132-yard, one-TD effort vs. Detroit (12/27). **1997:** Played in seven games as a rookie ... Finished the year with two tackles on special teams, plus a 14-yard kickoff return ... Saw first career action at Tennessee (9/21) returning the opening kickoff of the second half 14 yards and recorded a special teams tackle ... Made his second special teams tackle of season by taking down Tyree Davis on Greg Montgomery's free kick after a safety vs. Seattle (12/7).

College: Concluded his collegiate career at Texas with 252 carries for 1,276 yards (5.1 avg.) with 20 TDs ... Bounced back in '96 after sitting out the '95 season with a torn anterior cruciate ligament suffered in '95 spring practice ... Tallied 59 carries for 324 yards with 13 TDs, the sixth-

highest single-season TD total in school history as a senior in '96 ... Ran for 120 yards and three touchdowns in the Big 12 Championship game upset over third-ranked Nebraska ... Started five of 12 games, rushing 120 times for 524 yards and five TDs as a junior in '94 ... Rushed for over 100 yards in three straight games (Pitt, Louisville and TCU), the first time since '80 (Lam Jones) that a UT back had three consecutive 100-yard games ... Started twice as a sophomore in '93 and put up 39 carries for 237 yards with two TDs ... Played in the final seven games of the '92 season as a true freshman and finished with 34 carries for 191 yards ... Won *USA Today* fabulous freshman honorable mention honors ... Majored in Sport Management at Texas.

Personal: Led Marshall High School in San Antonio to the Class 5A title with 2,031 yards rushing and scored 26 TDs as a senior, despite missing the final four games with a deep thigh bruise ... Earned Offensive Player of the Year honors from the *San Antonio Light* ... Totaled 4,080 rushing yards in his prep career ... Presented 12 Baltimore-area high school seniors with scholarships during the 2000 spring on behalf of McDonald's founder Ray Kroc ... One of the featured guests at the '99 Sports Ball, hosted by The Family Tree, an organization dedicated to developing more capable and nurturing families ... Drove a '88 Ford Mustang (the same car he drove in high school) until '97 ... Was a spokesperson for Maryland Department of Education's GEAR UP program, a program that prepares students from low-income neighborhoods for college and is an acronym for Gaining Early Awareness and Readiness for Undergraduate Program ... A sponsor and contributor to the Dr. Ben Carson Scholarship Fund for which he gave motivational talks and makes appearances ... Was the Keynote Speaker for the Ray Kroc Youth Achievement Awards, which are given out by the McDonald's Corporation to Baltimore area high schoolers towards furthering their education ... Celebrity Spokesperson for '99 "McHappy" Day, which is a fundraiser for the Ronald McDonald House Charities ... Given one of three "Father of the Year" awards by the Afro-American Newspapers ... Active member of the Fellowship of Christian Athletes ... Featured motivational speaker at Youth Explosion 2000, sponsored by The New Psalmist Baptist Church of Baltimore ... Supporter and benefactor to the Children's Miracle Network and his battle against Muscular Dystrophy ... Gave an inspirational talk to the youth at Urban Youth Ministry event held at the Ravens' training facility and guided the youth on a tour throughout the facility and taught them basic football skills ... Full name: Priest Anthony Holmes ... Single, with two sons, De'Andre (8) and Jekovan (4) ... Resides in San Antonio, Texas.



HOLMES' NFL STATISTICS



Year	Team	G-S	RUSHING					RECEIVING				
			No.	Yds.	Avg.	LG	TD	No.	Yds.	Avg.	LG	TD
1997	Baltimore	7-0	0	0	0.0	--	0	0	0	0.0	--	0
1998	Baltimore	16-13	233	1,008	4.3	56	7	43	260	6.0	25	0
1999	Baltimore	9-4	89	506	5.7	72	1	13	104	8.0	34	1
2000	Baltimore	16-2	137	588	4.3	21	2	32	221	6.9	27	0
Totals		48-19	459	2,102	4.6	72	10	88	585	6.6	34	1

KICKOFF RETURNS

Year	Team	No.	Yds.	Avg.	LG	TD
1997	Baltimore	1	14	14.0	14	0
1998	Baltimore	2	30	15.0	19	0
1999	Baltimore	0	0	0.0	--	0
2000	Baltimore	1	7	7.0	7	0
Totals		4	51	12.8	19	0

Additional Stats: Has seven special teams tackles – two in '97 and five in '98.

POSTSEASON

Year	Team	G-S	RUSHING					RECEIVING				
			No.	Yds.	Avg.	LG	TD	No.	Yds.	Avg.	LG	TD
2000	Baltimore	4-1	18	45	2.6	11	0	1	4	4.0	4	0
Totals		4-1	18	45	2.6	11	0	1	4	4.0	4	0

SINGLE GAME CAREER HIGHS

Rushing Attempts: 36 at Cincinnati (11/22/98)

Rushing Yards: 227 at Cincinnati (11/22/98)

Long Run: 72 vs. Tennessee (12/5/99)

Rushing Touchdowns: 2 vs. Indianapolis (11/29/98)
vs. Cincinnati (9/27/98)

Receptions: 13 vs. Tennessee (10/11/98)

Receiving Yards: 98 vs. Tennessee (10/11/98)

Long Reception: 34 vs. New Orleans (12/19/99)

Receiving Touchdowns: 1 vs. New Orleans (12/19/99)

Special Teams Tackles: 4 at Jacksonville (9/20/98)

HOLMES' GAME-BY-GAME STATISTICS

1997 — Baltimore Ravens

Date	Opponent	Rushing					Receiving				
		No.	Yds.	Avg.	LG	TD	No.	Yds.	Avg.	LG	TD
8/31	Jacksonville										
9/7	Cincinnati										
9/14	@ N.Y. Giants										
9/21	@ Tennessee	0	0	0.0	--	0	0	0	0.0	--	0
9/28	@ San Diego										
10/5	Pittsburgh										
10/19	Miami										
10/26	@ Washington										
11/2	@ N.Y. Jets										
11/9	@ Pittsburgh	0	0	0.0	--	0	0	0	0.0	--	0
11/16	Philadelphia	0	0	0.0	--	0	0	0	0.0	--	0
11/23	Arizona										
11/30	@ Jacksonville	0	0	0.0	--	0	0	0	0.0	--	0
12/7	Seattle	0	0	0.0	--	0	0	0	0.0	--	0
12/14	Tennessee	0	0	0.0	--	0	0	0	0.0	--	0
12/21	@ Cincinnati	0	0	0.0	--	0	0	0	0.0	--	0

1998 — Baltimore Ravens

Date	Opponent	Rushing					Receiving				
		No.	Yds.	Avg.	LG	TD	No.	Yds.	Avg.	LG	TD
9/6	Pittsburgh	6	23	3.8	12	0	2	4	2.0	4	0
9/13	@ N.Y. Jets	1	3	3.0	3	0	0	0	0.0	--	0
9/20	@ Jacksonville	0	0	0.0	--	0	1	3	3.0	3	0
9/27	Cincinnati*	27	173	6.4	47	2	2	5	2.5	7	0
10/11	Tennessee*	14	29	2.1	6	0	13	98	7.5	18	0
10/18	@ Pittsburgh*	23	76	3.3	15	0	6	42	7.0	15	0
10/25	@ Green Bay*	10	41	4.1	12	0	4	25	6.3	25	0
11/1	Jacksonville*	3	10	3.3	4	0	1	4	4.0	4	0
11/8	Oakland*	27	99	3.7	25	0	0	0	0.0	--	0
11/15	@ San Diego*	6	9	1.5	8	0	1	1	1.0	1	0
11/22	@ Cincinnati*	36	227	6.3	56	1	0	0	0.0	--	0
11/29	Indianapolis*	22	103	4.7	36	2	4	26	6.5	12	0
12/6	@ Tennessee*	11	27	2.5	7	0	4	34	8.5	12	0
12/13	Minnesota*	8	39	4.9	17	1	1	5	5.0	5	0
12/20	@ Chicago*	11	17	1.5	8	0	1	1	1.0	1	0
12/27	Detroit*	28	132	4.7	16	1	3	12	4.0	9	0

1999 — Baltimore Ravens

Date	Opponent	Rushing					Receiving				
		No.	Yds.	Avg.	LG	TD	No.	Yds.	Avg.	LG	TD
9/12	@ St. Louis	12	52	4.3	18	0	2	3	1.5	9	0
9/19	Pittsburgh	1	2	2.0	2	0	0	0	0.0	--	0
9/26	Cleveland										
10/3	@ Atlanta										
10/10	@ Tennessee										
10/21	Kansas City										
10/31	Buffalo										
11/7	@ Cleveland	10	40	4.0	9	0	0	0	0.0	--	0
11/14	@ Jacksonville										
11/21	@ Cincinnati	0	0	0.0	--	0	0	0	0.0	--	0
11/28	Jacksonville										
12/5	Tennessee	9	100	11.1	72	0	1	13	13.0	13	0
12/12	@ Pittsburgh*	18	130	7.2	64	1	0	0	0.0	--	0
12/19	New Orleans*	10	28	2.8	16	0	3	44	14.7	34	1
12/26	Cincinnati*	13	59	4.5	13	0	1	1	1.0	1	0
1/2/00	@ New England*	16	95	5.9	13	0	6	43	7.2	11	0

2000 — Baltimore Ravens

Date	Opponent	Rushing					Receiving				
		No.	Yds.	Avg.	LG	TD	No.	Yds.	Avg.	LG	TD
9/3	@ Pittsburgh*	27	119	4.4	18	0	4	32	8.0	13	0
9/10	Jacksonville*	10	54	5.4	20	0	4	18	4.5	9	0
9/17	@ Miami	6	25	4.2	12	0	2	18	9.0	18	0
9/24	Cincinnati	8	51	6.4	13	0	4	48	12.0	16	0
10/1	@ Cleveland	20	82	4.1	14	0	2	12	6.0	10	0
10/8	@ Jacksonville	2	-6	-3.0	-3	0	0	0	0.0	--	0
10/15	@ Washington	4	25	6.3	21	0	0	0	0.0	--	0
10/22	Tennessee	6	30	5.0	15	0	3	5	1.7	5	0
10/29	Pittsburgh	5	19	3.8	11	0	0	0	0.0	--	0

11/5	@ Cincinnati	3	8	2.7	4	0	1	0	0.0	0	0
11/12	@ Tennessee	3	2	0.7	5	0	2	15	7.5	14	0
11/19	Dallas	13	64	4.9	11	1	4	34	8.5	13	0
11/26	Cleveland	17	64	3.8	12	1	0	0	0.0	--	0
12/10	San Diego	7	16	2.3	6	0	2	6	3.0	5	0
12/17	@ Arizona	4	28	7.0	10	0	1	-7	-7.0	-7	0
12/24	@ N.Y. Jets	2	7	3.5	4	0	3	40	13.3	27	0
Playoffs											
12/31	Denver	5	6	1.2	4	0	0	0	0.0	--	0
1/7/01	@ Tennessee	0	0	0.0	--	0	0	0	0.0	--	0
1/14/01	@ Oakland	9	31	3.4	11	0	0	0	0.0	--	0
1/28/01	N.Y. Giants*	4	8	2.0	6	0	1	4	4.0	4	0

*Indicates games started



**HOLMES VS. THE NFL
1997-00
(REGULAR SEASON)**



Team	G-S	Att.	Yds.	Ypg.	Avg.	LG	TD	100-Yard Games
Arizona	1-0	4	28	7.0	28.0	10	0	0
Atlanta	0-0	0	0	0.0	0.0	--	0	0
Baltimore	0-0	0	0	0.0	0.0	--	0	0
Buffalo	0-0	0	0	0.0	0.0	--	0	0
Carolina	0-0	0	0	0.0	0.0	--	0	0
Chicago	1-1	11	17	1.5	17.0	8	0	0
Cincinnati	7-3	87	518	6.0	74.0	56	3	2
Cleveland	3-0	47	186	4.0	62.0	14	1	0
Dallas	1-0	13	64	4.9	64.0	11	1	0
Denver	0-0	0	0	0.0	0.0	--	0	0
Detroit	1-1	28	132	4.7	132.0	16	1	1
Green Bay	1-1	10	41	4.1	41.0	12	0	0
Indianapolis	1-1	22	103	4.7	103.0	36	2	1
Jacksonville	5-2	15	58	3.9	11.6	20	0	0
Kansas City	0-0	0	0	0.0	0.0	--	0	0
Miami	1-0	6	25	4.2	25.0	12	0	0
Minnesota	1-1	8	39	4.9	39.0	17	1	0
New England	1-1	16	95	5.9	95.0	13	0	0
New Orleans	1-1	10	28	2.8	28.0	16	0	0
N.Y. Giants	0-0	0	0	0.0	0.0	--	0	0
N.Y. Jets	2-0	3	10	3.3	5.0	4	0	0
Oakland	1-1	27	99	3.7	99.0	25	0	0
Philadelphia	1-0	0	0	0.0	0.0	--	0	0
Pittsburgh	7-3	80	369	4.6	52.7	64	1	2
San Francisco	0-0	0	0	0.0	0.0	--	0	0
St. Louis	1-0	12	52	4.3	52.0	18	0	0
San Diego	2-1	13	25	1.9	12.5	8	0	0
Seattle	1-0	0	0	0.0	0.0	--	0	0
Tampa Bay	0-0	0	0	0.0	0.0	--	0	0
Tennessee	7-2	43	188	4.4	26.9	72	0	1
Washington	1-0	4	25	6.3	25.0	21	0	0
Totals	48-19	459	2102	4.6	43.8	72	10	7



HOLMES 100-YARD RUSHING GAMES (7)



Date	Opponent	No.	Yds.	Avg.	LG	TD
*9/27/98	Cincinnati	27	173	6.4	47	2
*11/22/98	@ Cincinnati	36	227	6.3	56	1
*11/29/98	Indianapolis	22	103	4.7	36	2
*12/27/98	Detroit	28	132	4.7	16	1
*12/5/99	Tennessee	9	100	11.1	72	0
*12/12/99	@ Pittsburgh	18	130	7.2	64	1
*9/3/00	@ Pittsburgh	27	119	4.4	18	0

*with Baltimore



TONY HORNE

WIDE RECEIVER - 5-9 - 185

CLEMSON

RESTRICTED FREE AGENT (2001)

NFL: 4 (1ST WITH CHIEFS)

BORN: MARCH 21, 1976

QUEENS, NEW YORK

GP/GS: (39/0) PLAYOFFS: (4/0)



Pro Career: Former rookie free agent who has emerged as one of the NFL's most feared return threats ... Came to Kansas City as a restricted free agent from St. Louis on April 20th, a date which yielded a wealth of talent for the Chiefs as QB Trent Green was acquired in a trade from the Rams and RB Priest Holmes signed as an unrestricted free agent from Baltimore on the same day ... Is slated to handle Kansas City's kickoff return chores and will work behind Sylvester Morris at the club's "X" receiver position ... Was a key member of a St. Louis squad which made a remarkable run to a win in Super Bowl XXXIV in '99 under head coach Dick Vermeil ... Gives the Chiefs the home run threat in the return game that they were missing a year ago. Kansas City did not return a punt or a kickoff for a touchdown in 2000, a stat Horne hopes to change in his initial season with the Red and Gold ... Is one of the most exciting young kick returners in the NFL and is capable of taking it the distance every time he puts his hands on the pigskin ... Regarded as a true difference-maker in the battle of field position, owning a 25.0-yard career kickoff return average ... Has a history of forcing opposing kickers to kick out of bounds or short kick because of the danger he presents ... Has seen duty in 39 regular season games, returning 143 kickoffs for 3,577 yards (25.0 avg.) with four touchdowns ... Those 3,577 KO return yards are second in Rams all-time annals behind only Ron Brown (3,918 from '84-89, '91) ... His four KOR scores tie Brown for the top mark in team history, while his 25.0-yard KOR average is second to Brown (26.3 avg.) ... Horne's 143 KO returns are the third-most in St. Louis annals behind Drew Hill (171) and Brown (169) ... Has produced at least one KO return score of 100 yards or more in each of his first three pro campaigns, with all three of those 100+ scores coming against Atlanta ... Owns six career TDs (four KO returns, two receiving) ... The Rams went 4-1 in games which Horne produced a score and averaged 42.3 points in those four victories ... Has caught four passes for 32 yards, with two of those receptions resulting in touchdowns ... With six TDs on 147 combined NFL touches (143 KO returns, four receptions), averages a score once every 24.5 touches ... Also served as one the Rams top coverage artists ... Recorded 59 special team tackles with one fumble recovery in his three years with that club, an impressive average of 19.7 per season ... Ranked among the club's top four special teams tacklers each of his three seasons in St. Louis ... Also has one punt return for 16 yards and has rushed twice for six yards ... Owns four games of playoff experience with 14 kickoff returns for 336 yards (24.0 avg.) and one touchdown, the only KO return for a score in Rams playoff history ... Also added four tackles on special teams in postseason play ... Originally entered the NFL as a rookie free agent with St. Louis in '98. **At St. Louis (1998-00):** Appeared in 39 games in three seasons with the Rams ... Returned 143 kickoffs for 3,577 yards (25.0 avg.) with four TDs ... Also caught four passes for 32 yards with two scores ... Had a fumble recovery and 59 tackles on special teams ... Returned 14 kickoffs for 336 yards (24.0 avg.) with one TD in four games of postseason action ... Added four special team stops in playoff action, as well ... Earned a Super Bowl XXXIV ring with the Rams in '99. **2000:** Played in 11 games as a reserve wide receiver and on special teams ... Was hampered by a toe injury which cost him the final five games of the season ... Completed the year with 57 kickoff returns for a team single-season record 1,379 yards (24.2 avg.) and one touchdown ... Those 1,379 KO return yards surpassed his previous mark of 1,306 in '98 ... His 57 returns were the second-highest single-season mark in Rams history behind Drew Hill's 60 in '81 ... Ranked fifth in the NFC and 10th in the NFL in kickoff return average ... Also caught four passes for 32 yards with a pair of TDs ... Tied for fifth on the team with 16 special teams tackles ... Also returned one punt for 16 yards and rushed two times for six yards ... Returned a career-high eight KOs for 145 yards in the season opener vs. Denver (9/4) ... Had a season-high three special teams stops at Seattle (9/10) ... Registered his first career reception for an 18-yard touchdown courtesy of Kurt Warner vs. San Francisco (9/17) ... Rushed one time for a three-yard loss at Atlanta (9/24) ... Made NFL history vs. Atlanta (10/15) when he combined with Darrick Vaughn of Atlanta to become the first duo from opposing teams to return consecutive kickoffs to open a game in NFL history. Vaughn opened the game with a 96-yard KO return and Horne responded with a career-long 103-yard scoring jaunt on the Falcons ensuing kickoff. That 103-yard

TD tied as the third-longest in franchise history. Also caught a career-high two passes for eight yards, including a three-yard TD from Warner against the Falcons ... Registered his initial NFL punt return for 16 yards vs. San Diego (10/1) ... Tied a career-high with eight kickoff returns, setting a St. Louis single-game record and a career-high with 267 return yards at Kansas City (10/22), for the third-highest single-game yardage total in NFL history. Had a long KO return of 66 yards in that contest at Arrowhead ... Recovered a fumble on special teams vs. Carolina (11/5) ... Rushed one time for nine yards, caught a pass for six yards and collected four kickoff returns for 106 yards at the N.Y. Giants (11/12) ... Was inactive for the final five games of the regular season with a toe malady ... Returned to action to produce five kickoff returns for 69 yards in NFC Wild Card Game at New Orleans (12/30). **1999:** Played in 12 games on special teams and saw limited duty at receiver ... Was a first team All-Pro selection of *Sports Illustrated* as a kickoff returner ... Finished the year with 56 returns for 1,306 yards (29.7 avg.) with one TD ... Added 16 special teams tackles ... That 29.7-yard KOR average led the NFL, making him the first St. Louis player to lead the league in that category since Ron Brown averaged 32.8 yards per return in '85 ... Tied for the NFL lead with two kickoff returns for touchdowns ... His KOR average of 29.7 yards tied Travis Williams (71) for fifth-highest single-season mark in team history ... Ran back a kickoff for a 97-yard touchdown vs. San Francisco (10/10) ... Returned his second KO for a score in as many weeks at Atlanta (10/17). Became the first Ram since Verda (Vitamin T) Smith in '50 to return kickoffs for touchdowns in consecutive weeks ... Saw duty in all three postseason contests, turning in nine kickoffs for 267 yards (29.7 avg.) and one touchdown ... Also added a pair of special team tackles ... Became the first Rams player to ever return a kickoff for a TD in postseason play when he rattled off a franchise postseason-long 95-yard runback vs. Minnesota (1/16/00) in the NFC Divisional Playoffs. Also established a St. Louis record with 174 kickoff return yards against the Vikings, surpassing the 129 yards amassed by Woodley Lewis at Detroit (12/21/52) ... Returned four kickoffs for 55 yards vs. Tennessee (1/30/00) in Super Bowl XXXIV at Atlanta. **1998:** Played in 16 games primarily as a kickoff returner and a punt team specialist ... Returned 56 kickoffs for 1,306 yards (23.3 avg.) ... Those 56 KO returns were the most-ever by a rookie in NFL history ... His 1,306 KOR yards set a Rams rookie record and were the third-highest tally by a rookie in NFL annals ... Also registered 22 tackles on special teams, including a career-high four stops at Buffalo (9/20) ... Returned a season-high seven kickoffs for 175 yards at Atlanta (11/1) ... Had a season-high 206 kickoff return yards on four returns, including a 102-yarder for a score vs. Atlanta (11/29). That return marked the first St. Louis KOR for a score since Gaston Green's 99-yard TD return at Pittsburgh (11/3/90).

College: Was a four-year letterman in football at Clemson ... Started all 12 games and finished with 70 receptions for 907 yards as a senior ... Was named a first team All-ACC all-purpose player and second team All-ACC wide receiver as a senior ... Majored in Marketing at Clemson.

Personal: Won the state championship and holds the school record in the 110-meter high hurdles at Richmond City (N.C.) High School ... Full name: Antonio Tremaine Horne ... Single ... Resides in Rockingham, North Carolina.



HORNE'S NFL STATISTICS



Year	Team	G-S	RUSHING				RECEIVING				SP. TEAM		
			No.	Yds.	Avg.	LG	TD	Rec.	No.	Avg.	LG	TD	Tackles
1998	St. Louis	16-0	0	0	0.0	--	0	0	0	0.0	--	0	22
1999	St. Louis	12-0	0	0	0.0	--	0	0	0	0.0	--	0	21
2000	St. Louis	11-0	2	6	3.0	9	0	4	32	8.0	18	2	16
Totals		39-0	2	6	3.0	9	0	4	32	8.0	18	2	59

Year	Team	KICKOFF RETURNS				PUNT RETURNS					
		No.	Yds.	Avg.	LG	TD	No.	Yds.	Avg.	LG	TD
1998	St. Louis	56	1,306	23.3	102	1	0	0	0.0	--	0
1999	St. Louis	30	892	29.7	101	2	0	0	0.0	--	0
2000	St. Louis	57	1,379	24.2	103	1	1	16	6.0	16	0
Totals		143	3,577	25.0	103	4	1	16	6.0	16	0

Additional Stats: Had one fumble recovery on special teams vs. Carolina (11/5/00).

REGULAR SEASON

SINGLE GAME CAREER HIGHS

Receptions: 2 vs. Atlanta (10/15/00)

Receiving Yards: 18 vs. San Francisco (9/17/00)

Long Reception: 18 vs. San Francisco (9/17/00)

Touchdowns: 1 vs. San Francisco (9/17/00)
vs. Atlanta (10/15/00)

Kickoff Returns: 8 vs. Denver (9/4/00)
at Kansas City (10/22/00)

Kickoff Return Yards: 267 at Kansas City (10/22/00)

Long Kickoff Return: 103 vs. Atlanta (10/15/00)

Kickoff Return TDs: 1 vs. Atlanta (11/29/98)

vs. San Francisco (10/10/99)
at Atlanta (10/17/99)

vs. Atlanta (10/15/00)
Sp. Teams Tackles: 4 at Buffalo (9/20/98)

POSTSEASON

Year	Team	G-S	KICKOFF RETURNS					PUNT RETURNS				
			No.	Yds.	Avg.	LG	TD	No.	Yds.	Avg.	LG	TD
1999	St. Louis	3-0	9	267	29.7	95	1	0	0	0.0	--	0
2000	St. Louis	1-0	5	69	13.8	24	0	0	0	0.0	--	0
Totals		4-0	14	336	24.0	95	1	0	0	0.0	--	0

Additional Stats: Has four postseason special team tackles – two in '99 and two in 2000.

POSTSEASON

SINGLE GAME CAREER HIGHS

Kickoff Returns: 5 at New Orleans (12/30/00)

Long Kickoff Return: 95 vs. Minnesota (1/16/00)

Kickoff Return Yards: 174 vs. Minnesota (1/16/00)

Kickoff Return TDs: 1 vs. Minnesota (1/16/00)



HORNE'S CAREER TOUCHDOWNS (6)




Date	Opponent	How Scored	Result
11/29/98	vs. Atlanta	102-yard KO return	L Atlanta 21, St. Louis 10
10/10/99	vs. San Francisco	97-yard KO return	W St. Louis 42, San Francisco 10
10/17/99	at Atlanta	101-yard KO return	W St. Louis 41, Atlanta 13
9/17/00	vs. San Francisco	18-yard pass	W St. Louis 41, San Francisco 34
10/15/00	vs. Atlanta	103-yard KO return	W St. Louis 45, Atlanta 29
	vs. Atlanta	3-yard pass	



NFL RECORD BOOK MOST KICKOFF RETURN YARDS, GAME



Yards	Player	Opponent	Date
1. 304	Tyrone Hughes (New Orleans)	vs. L.A. Rams	Oct. 23, 1994
2. 294	Wally Triplett (Detroit)	vs. L.A. Rams	Oct. 29, 1950
3. 267	Tony Horne (St. Louis)	vs. Kansas City	Oct. 22, 2000
4. 256	Roell Preston (Green Bay)	vs. Minnesota	Oct. 5, 1998
5. 253	Derrick Witherspoon (Philadelphia)	at Arizona	Nov. 24, 1996



ROBERT HUNT

GUARD - 6-3 - 309

VIRGINIA

FREE AGENT (2001)

NFL: 1 (1ST WITH CHIEFS)

BORN: JULY 22, 1975

NEWPORT NEWS, VIRGINIA


GP/GS: (0/0) PLAYOFFS: (0/0)



Pro Career: Free agent guard who inked with Kansas City for the 2001 season ... Expected to work at the left guard post for the Chiefs ... Enters his third NFL training camp this year after previous stints with New Orleans and Tampa Bay ... Attended training camp with the Saints in 2000, but was released prior to the beginning of the season ... Played with the Frankfurt Galaxy of NFL Europe in the spring of 2000 ... Went to camp with Tampa Bay in '99, but was released on September 5th just prior to the start of the regular season ... Inked to the Saints practice squad on November 10th of '99 and was activated to the 53-man roster on December 24th, but did not see any action in either of the club's final two regular season contests ... Originally entered the NFL as a seventh-round draft choice (226th overall) of Tampa Bay in the '99 NFL Draft. **NFL Europe (2000):** Played in 10 games (one start) for the Frankfurt Galaxy ... Helped Frankfurt average 314.5 yards of total offense per game and 249.0 yards passing.

College: Saw action in 32 games (19 starts) during his time at Virginia ... Started all 11 games his senior year for the Cavaliers and was named first-team All-ACC as the conference's top tackle chosen by the coaches ... Key figure in Virginia's 213.1 per game rushing attack to lead the ACC ... As a junior he started the final eight games of the season after seeing reserve duty in the first three ... Saw action in seven games as a sophomore ... Appeared in three games as a redshirt freshman ... Majored in Anthropology at Virginia.

Personal: A prep standout at Menchville High School in Newport News, Virginia who played on both the offensive and defensive side of the ball ... Chosen All-Region and All-District player on both offense and defense ... Also lettered four years in track ... Was the Virginia high school indoor shot put champion ... Participated in the Buddy Program and Substance Use Prevention for Athletes (SUPA) during his time at Menchville ... A cousin of former NFL tight end Ferrell Edmunds, who played for Seattle and Miami ... Full name: Robert Williams Hunt ... Single ... Resides in Newport News, Virginia.



JOHN JACOBS

GUARD - 6-6 - 335

BAKER

FREE AGENT (2001)

NFL: 1 (1ST WITH CHIEFS)

BORN: DECEMBER 1, 1972

LOS ANGELES, CALIFORNIA

GP/GS: (0/0) PLAYOFFS: (0/0)



Pro Career: Free agent guard joined Kansas City as a free agent for 2001 ... Slated to work at the right guard post for the Chiefs ... Comes to the club after playing collegiately at Baker University in Baldwin City, Kansas ... Worked with the Scottish Claymores of NFL Europe this spring ... Spent four seasons in the Kansas City Royals minor league system after high school from '90-93 ... Went to his first NFL training camp with St. Louis in '99 ... Was released by the Rams on August 12th of '99 after inking with St. Louis as a rookie free agent on May 3rd of that year. **NFL**

Europe (2001): Played in nine games (three starts) for the Scottish Claymores ... Helped the Claymores offense average 258.1 yards per game.

College: Played two years at Baker University after transferring from San Bernardino Valley College ... Had 57 tackles, 2.5 sacks, and one interception in his career at Baker ... Set career highs with 43 tackles, 2.0 sacks, and an interception his senior season ... Named first team Heart of America Athletic Conference defensive lineman ... Played two seasons at San Bernardino Valley College ... Graduated from Baker with a degree in Sociology.

Personal: A prep standout at Chino High School in Chino, California ... Also played baseball ... Played four seasons in the Kansas City Royals minor league system after high school ... Full name: John Roy Jacobs ... Single ... Resides in San Diego, California.

TURNOVER TRIPLE CROWN



Over the past 11 seasons ('90-00), no NFL team has been more proficient in the turnover department than Kansas City. The Chiefs streak of 11 straight years with a positive turnover ratio is the longest such string in the NFL since the AFL-NFL merger in '70. The only other team to go 10 consecutive years with a positive turnover ratio over that span was Philadelphia ('86-95).



BEST TURNOVER RATIO
1990-00

1. Chiefs +131
2. Giants +69
3. Steelers +69
4. 49ers +42
5. Vikings +38

MOST TAKES
1990-00

1. Chiefs 394
2. Steelers 385
3. Eagles 374
4. Jets 365
5. Seahawks 361

FEWEST GIVES
1990-00

1. Chiefs 263
- Giants 263
3. Cowboys 279
4. 49ers 290
5. Redskins 310



WILLIE JONES

TACKLE - 6-6 - 358

**GRAMBLING
FREE AGENT (2000)
NFL: 1 (1ST WITH CHIEFS)
BORN: DECEMBER 17, 1975
PAHOKEE, FLORIDA
GP/GS: (0/0) PLAYOFFS: (0/0)**



Pro Career: Monumental-sized offensive tackle entering his first training camp with Kansas City in 2001 ... Owns a Super Bowl XXXIV ring from St. Louis after making that squad as a rookie free agent in '99 and is reunited with a host of former Rams in Kansas City ... Is slated to work at the Chiefs right tackle position behind starter Victor Riley ... Possesses a truly massive frame and is an intimidating sight on the practice field ... A devastating drive blocker who will continue honing his pass protection skills with offensive line coach Mike Solari ... Should also benefit from the presence of assistant offensive line coach Irv Eatman, who brings 14 years of professional playing expertise to the table ... Has a vast potential which would be exciting to see unveiled ... Joined the Chiefs late last season, inking to the club's practice squad on November 29th ... Was subsequently promoted to Kansas City's 53-man roster on December 15th when Marcus Spears was placed on injured reserve ... Has yet to see regular season game action ... Went to camp with Miami in 2000, but was released on August 26th and did not catch on with another club until coming to Kansas City ... Attended training camp with St. Louis in '99 and made that squad's 53-man roster, but not take a snap in regular season or the playoffs ... Originally entered the NFL as a rookie free agent with St. Louis on April 30th of '99. **At Kansas City (2000):** Signed to the practice squad on November 29th ... Activated to the 53-man roster on December 15th when OT Marcus Spears was placed on injured reserve ... Was inactive for the club's final two regular season games vs. Denver (12/17) and at Atlanta (12/24). **At St. Louis (1999):** Made the Rams 53-man roster as a rookie free agent ... Was inactive for the club's first 10 regular season games before being placed on the Reserve/Non-Football Injury list on November 24th, where he spent the team's final six regular season and three postseason games.

College: Started nine games during his senior campaign at Grambling and registered 90 knockdown blocks ... Started 10 games at left tackle as a junior ... Helped offense average 191.0 yards passing per game ... Appeared in 11 games as a sophomore at Central Florida ... Majored in Criminal Justice at Grambling.

Personal: Was an All-State, All-County and All-Area selection as a prep at Glades Central High School in Belle Glade, Florida ... Also lettered in baseball ... Full name: Willie Jones ... Has a son Willie II (6) and a daughter Wil'keria (4) ... Resides in Lenexa, Kansas.



RICHARD JORDAN

LINEBACKER - 6-1 - 257

**MISSOURI SOUTHERN
FREE AGENT (2001)
NFL: 4 (1ST WITH CHIEFS)
BORN: DECEMBER 1, 1974
HOLDENVILLE, OKLAHOMA
GP/GS: (35/3) PLAYOFFS: (1/0)**



Pro Career: Fourth-year NFL linebacker joined the Chiefs as a free agent this off-season ... Returns to the state of Missouri after playing collegiately at Missouri Southern in Joplin, the same school which produced Denver WR Rod Smith ... Is expected to play at the middle linebacker post along with Marcus Patton and Mike Maslowski in Kansas City ... Worked predominantly on special

teams during a three-year stay in Detroit, but also started three games at middle linebacker and saw action in nickel situations for the Lions ... Also played defensive end during his college tenure, but is expected to concentrate his efforts at the MLB post for the Chiefs ... Has seen action in 35 regular season games (three starts), as well as playing in one postseason contest ... Owns 48 career tackles (34 solo) to go along with one INT for four yards and a pair of passes defended ... A high-energy special teams performer who racked up 48 special teams stops in just 35 games with Detroit ... Went to camp with the Lions in 2000, but was released on August 27th and did not catch on with another club for the remainder of the year ... Originally entered the league as Detroit's third of three seventh round selections in the '97 NFL Draft (239th overall). **At Detroit (1997-99):** Saw duty in 35 games (three starts), producing 48 tackles (34 solo), one INT for four yards, a pair of passes defended and 48 special teams tackles ... Played in one postseason contest. **1999:** Saw action in nine games, registering four tackles and 13 special teams takedowns ... Recorded a season-high three special teams stops vs. Green Bay (9/19) and a pair of special teams tackles on three other occasions ... Produced a season-best four stops on defense at Carolina (10/24) ... Suffered a broken bone in his hand vs. St. Louis (11/7), but returned to action late in the contest ... Suffered a season-ending knee injury at Arizona (11/14) and was placed on IR on November 17th. **1998:** Enjoyed his best season as a pro, seeing duty in all 16 games with three starts at MLB in place of an injured Stephen Boyd ... Finished the year with a career-high 40 tackles (30 solo), one INT and a pair of passes defended ... Also had a career-best 21 special teams stops to rank third on the squad ... Named by his teammates as the recipient of the Chuck Hughes Most Improved Player Award ... Displayed solid play-making ability in his three starts when he led or shared the team lead in tackles in all three of those games ... Recorded the finest game of his pro tenure in his initial NFL start at Tampa Bay (11/22). Produced a career-high 12 tackles, recorded the first interception of his career and tallied two passes defended ... Saw significant action in place of Boyd in a reserve role at San Francisco (12/14) and led the squad with nine stops ... Had 10 stops in a start vs. Atlanta (12/20) and tied for the team high with nine stops in a starting performance at Baltimore (12/27). **1997:** Saw action in 10 games during his rookie campaign, registering 14 special teams tackles to rank sixth on the squad ... Made the 53-man roster coming out of camp, but was released on August 25th and subsequently signed to the practice squad ... Was then promoted back to the 53-man roster from the practice squad on September 27th ... Saw his first professional action vs. Green Bay (9/28) and made two special teams tackles ... Produced a career-high four special teams tackles at Green Bay (11/2) ... Suffered a hamstring injury vs. Indianapolis (11/23), which sidelined him for the next two games ... Played on special teams in the club's NFC Wild Card contest at Tampa Bay (12/28).

College: Moved to the starting middle linebacker slot as a senior at Missouri Southern in '96 after playing defensive end for his first three years with the club ... Produced a career-high 136 tackles, as well as six tackles for loss, one sack, one fumble recovery and career-high three interceptions during his senior campaign ... Was a second team All-America choice by *Football Gazette* and the Division II Sports Information Directors as a junior in '95 ... Was chosen as the MIAA Co-MVP and was a first team All-Conference selection that year as after ranking second on the squad with 109 tackles and 8.0 sacks (-53.0 yards) ... Also led the club with eight tackles for loss, eight passes defended, two INTs and two forced fumbles ... Was an honorable mention All-America pick of *Football Gazette* as a sophomore in '94, earning first team All-Region and All-League status ... Led or shared the team lead in passes defended (seven), forced fumbles (four) and fumble recoveries (two) ... Was second on squad with 80 tackles, while adding 4.0 sacks (-31.0 yards) and eight tackles for loss ... Produced a career-high 18 tackles vs. Southwest Baptist in '94 ... Was a second team All-MIAA pick and team Rookie of the Year honors after leading the team with 15 tackles for loss and 7.0 sacks (-39.0 yards) as a freshman in '93. ... Was also second on club in forced fumbles (three) and fourth in tackles (68) that year ... Graduated with a degree in Physical Education from Missouri Southern.

Personal: Registered 152 tackles, 4.0 sacks, four fumble recoveries, two forced fumbles and two interceptions as a senior at Vian (Oklahoma) High School ... Won league Defensive Player of the Year honors, as well as All-State and academic All-State accolades that year ... Also ran for 565 yards, caught seven passes for 100 yards and scored 14 touchdowns as a fullback during prep career playing for his father, Ray ... Was twice named the school's Athlete of the Year ... Won four letters in football and track and two in baseball, including a state title in shot put ... His older brother played football at Grambling under legendary coach Eddie Robinson ... Full name: Richard Lamont Jordan ... Married, wife Françoise with three children Jamih (6), Savin (2) and Richard, Jr. (1) ... The Jordans reside in Southfield, Michigan.

FAST FACT

The Chiefs have posted 12 consecutive winning seasons at home dating back to '89. The club has not had a losing record at home since '87.



FAST FACT

Dating back to the '88 season, the Chiefs are 53-1 (.981) at Arrowhead when the club scores 21 points or more.





JORDAN'S NFL STATISTICS



Year	Team	G-S	TACKLES			FUMBLES		SACKS No./Yds.	INTS No./Yds	PASSES Defensed	SP. TEAM Tackles
			Solo	Asst.	Total	Rec.	For.				
1997	Detroit	10-0	0	0	0	0	0	0.0/0.0	0/0	0	14
1998	Detroit	16-3	30	10	40	0	0	0.0/0.0	1/4	2	21
1999	Detroit	9-0	4	4	8	0	0	0.0/0.0	0/0	0	13
Totals		35-3	34	14	48	0	0	0.0/0.0	1/4	2	48

Postseason: Played in one playoff game for Detroit in '97.

SINGLE GAME CAREER HIGHS

Tackles: 12 at Tampa Bay (11/22/98)

Passes Defensed: 2 at Tampa Bay (11/22/98)

Interceptions: 1 at Tampa Bay (11/22/98)

Special Teams Tackles: 4 at Green Bay (11/2/97)



MUADIANVITA KAZADI

LINEBACKER - 6-3 - 236

TULSA

FREE AGENT (2001)

NFL: 2 (1ST WITH CHIEFS)

BORN: DECEMBER 20, 1973

ZAIRE, AFRICA

GP/GS: (12/0) PLAYOFFS: (0/0)



Pro Career: Free agent linebacker signed with Kansas City as a free agent in 2001 ... Slated to compete at the left outside "SAM" linebacker position with the Chiefs ... Attempting a comeback after spending the past two years out of football ... Returned to the field with the Barcelona Dragons of NFL Europe this spring ... Is familiar with Chiefs head coach Dick Vermeil after beginning his pro career with St. Louis in '97 ... Made the Rams as primarily a special teams performer, seeing duty in 12 games and producing 13 special teams stops ... Went to camp with the Rams again in '98 but was released August 25th of '98 ... Originally entered the NFL as a sixth round (179th overall) draft choice of St. Louis in the '97 NFL Draft. **NFL Europe (2001):** Started the first seven games for the Barcelona Dragons before suffering a season-ending knee injury ... Recorded 22 tackles (17 solo) with one forced fumble ... Also had a special teams tackle. **At St. Louis (1997):** Appeared in 12 games with St. Louis ... Tied for third on the club with 13 special teams tackles ... Had a career-high four special team tackles at Washington (11/30) ... Produced two special teams tackles vs. Chicago (12/14).

College: Earned All-America and All-Western Athletic Conference first team honors by *Poor Man's Guide to the NFL Draft* during his time at Tulsa ... Led the Golden Hurricane in tackles his final three seasons ... Started 32 games and ended his collegiate career ranked fifth on the school's career tackle list with 328 stops ... Started every game as a senior and produced 130 tackles (70 solo) to lead the club ... Recorded 3.0 sacks, 2.0 tackles for loss and recorded at least 10 stops in nine of 11 games ... Started 10 games at middle linebacker as a junior and paced the defense with 97 tackles and 5.0 stops behind the line ... Started every game as a sophomore and led the club with 94 tackles and had three fumble recoveries ... Named to the Associated Press All-Independent team ... Played in 11 games with one start in '93 as a redshirt freshman ... Majored in Sociology at Tulsa.

Personal: Was born in Zaire, Africa and moved to Newton, Kansas at age eight ... Was a varsity letterwinner in football, basketball and track for the Newton High School Railroaders ... Spent two summers working as a detention officer at Tulsa County Jail ... Nicknamed "Kaz" ... Full name: Muadianvita Machkaz Kazadi (pronounced MAR-jon-VEE-tah ka-ZA-dee) ... Married, wife Monique, with a son, Rasun ... The Kazadis reside in Lawrence, Kansas.




KAZADI'S NFL STATISTICS



Year	Team	G-S	TACKLES			FUMBLES		SACKS	QB	PASS	SP. TEAM
			Solos	Asst.	Total	Rec.	For.	No./Yds.	Press.	Def.	Tackles
1997	St. Louis	12-0	0	0	0	0	0	0	0	0	13
Total		12-0	0	0	0	0	0	0	0	0	13

SINGLE GAME CAREER HIGHS

Special Teams Tackles: 4 at Washington (11/30/97)



BRAD KUBIK

CENTER/GUARD - 6-3 - 306

S.W. MISSOURI STATE

FREE AGENT (1998)

NFL: 3 (3RD WITH CHIEFS)

BORN: MARCH 31, 1975

SPRINGFIELD, MISSOURI

GP/GS: (0/0) PLAYOFFS: (0/0)



Pro Career: Resilient Missouri native entering his fourth training camp with the Chiefs in 2001 ... Spent all of the 2000 season on injured reserve with a knee injury suffered in training camp ... Spent all of the '99 season on the Reserve/Non-Football Injury list after suffering a shoulder injury in NFL Europe ... Hopes to stay healthy and compete for a roster spot this season ... Is capable of playing any position on the offensive front ... Worked primarily as a left tackle at the collegiate level, but concentrated his efforts at guard during his previous time with the Chiefs ... Is slated to make the switch to the center position in 2001, but could also fill in at guard if necessary ... Spent the majority of his rookie season on Kansas City's practice unit in '98 ... Was activated to the Chiefs 53-man roster for the final two contests of '98, but was inactive for both games ... Honed his skills with the Amsterdam Admirals of NFL Europe in '99 ... Originally entered the NFL in '98 as a rookie free agent from Southwest Missouri State. **NFL Europe (1999):** Saw duty in 10 games as a starting guard for the Amsterdam Admirals. **1998:** Joined the club as a rookie free agent in '98 and spent the first 15 weeks of the '98 regular season on Kansas City's practice squad before earning a promotion to the active roster on December 18th ... On the 53-man squad for the club's final two contests, but did not see any regular season game action ... Listed as inactive at the N.Y. Giants (12/20) and at Oakland (12/26).

College: Started 44 of a possible 44 career games for Southwest Missouri State ... An All-Gateway Conference first team selection at left tackle as a senior in '97 when he started all 11 games at that position ... Became the first offensive lineman in school history to claim the Coors Player of the Year Award ... Was part of a Bears offense which averaged 375.2 yards per game ... Opened all 11 games at left tackle as a junior, earning first team All-Gateway honors ... Racked up 80 knockdowns on the season ... Part of a SMS offense which registered 371.9 yards per game ... Held down the starting left tackle post for all 11 games as a sophomore ... Tabbed as a second team All-Gateway pick ... Part of a SMS offense which finished the year with 4,120 yards ... Concluded the year with a total of 76 pancake blocks ... Started all 11 games at left tackle as a true freshman ... Posted 59 knockdowns for the year ... Earned honorable mention All-Gateway honors and was the conference Newcomer of the Year ... Majored in Sociology at Southwest Missouri State.

Personal: An All-Conference, All-District and All-Ozarks selection as an offensive and defensive lineman at Kickapoo High School in Springfield ... Served as a catcher on the baseball team and was also a basketball letterman ... Full name: Bradley Joseph Kubik ... Married, wife Renae ... The Kubiks reside in Lee's Summit, Missouri.

Games Played/Games Started: 1998 KC (0/0) — 0/0.



STEVE MARTIN

DEFENSIVE TACKLE - 6-4 • 319

MISSOURI
UNRESTRICTED FREE AGENT (2000)
NFL: 6 (2ND WITH CHIEFS)
BORN: MAY 31, 1974
ST. PAUL, MINNESOTA
GP/GS: (71/23) PLAYOFFS: (1/1)



Pro Career: Former University of Missouri standout enters his sixth NFL season and his second with the Chiefs ... Returned to the Show Me State after signing with Kansas City on February 24th of 2000 as an unrestricted free agent from Philadelphia ... Played his prep football in the state capital of Jefferson City and now will call Kansas City's football capitol, Arrowhead Stadium, his home ... Enthusiastic competitor who enters training camp as the leading candidate to fill the club's starting nose tackle post ... Saw duty in all 16 games in a reserve role for the Chiefs a year ago, but is expected to see significantly more playing time in 2001 ... Joined Kansas City after coming off his best pro campaign in '99 with Philadelphia ... Started a career-best 15 contests for the Eagles that season and set career highs with 60 tackles and a pair of sacks ... Has seen action in 71 regular season NFL contests (23 starts) with the Chiefs, Eagles and Colts ... Owns 201 career tackles (94 solo), to go with 4.0 sacks (-20.0 yards), a pair of fumble recoveries, three forced fumbles, four passes defended and 34 QB pressures ... Has one game of playoff experience, starting a postseason game for the Colts in '96 ... Joined Philadelphia midway through the '98 campaign after beginning his pro career as a fifth-round pick (151st overall) of Indianapolis in the '96 NFL Draft. **At Kansas City (2000):** Saw reserve duty at DT in 16 games, compiling 27 tackles (12 solo) and 17 QB pressures ... Had two tackles apiece vs. Indianapolis (9/3) and at Tennessee (9/10) ... Registered one tackle and one QB pressure vs. San Diego (9/17) and added one stop at Denver (9/24) ... Totaled three tackles vs. Seattle (10/2) ... Contributed two solo tackles and one QB pressure vs. Oakland (10/15) ... Produced three tackles and a career-high four QB pressures vs. St. Louis (10/22) ... Amassed two tackles apiece at Seattle (10/29) and at Oakland (11/5) ... Had one QB pressure at San Francisco (11/12) and vs. Buffalo (11/19) ... Registered one tackle and one QB pressure at San Diego (11/26) ... Contributed four solo tackles and three QB pressures at New England (12/4) ... Produced one tackle and three QB pressures vs. Carolina (12/10) ... Recorded one tackle and a QB pressure vs. Denver (12/17) ... Had two tackles and a QB pressure at Atlanta (12/24). **At Philadelphia (1998-99):** Saw duty in 25 contests (18 starts), making 99 tackles (55 solo), 3.0 sacks (-15.0 yards), 10 QB pressures, three forced fumbles, one fumble recovery and two passes defended with the Eagles ... Originally joined the club off waivers from Indianapolis (10/23/98). **1999:** Played in all 16 games with 15 starts ... Vaulted into the starting lineup after an ankle injury to Bill Johnson early in the season ... Posted 60 tackles (32 solo), 2.0 sacks, six QB pressures, two passes defended, two forced fumbles and one fumble recovery ... Notched five tackles and two QB pressures in the season opener vs. Arizona (9/12) ... Recorded five tackles and a QB pressure at Buffalo (9/26) ... Made five tackles at N.Y. Giants (10/3) ... Recorded a sack of Cade McNown for a five-yard loss at Chicago (10/17) ... Tallied a season-high six tackles at Miami (10/24) ... Notched six stops and a sack of Kent Graham for a four-yard setback vs. the N.Y. Giants (10/31) ... Forced a Chris Warren fumble at Dallas (12/12) ... Recovered a Drew Bledsoe fumble vs. New England (12/19). **1998:** Claimed off waivers from Indianapolis on October 23rd and played in each of the Eagles last nine games (three starts) ... Including four games with the Colts, saw action in 13 contests on the year, netting 42 total tackles (26 solo) with both clubs ... Produced 39 tackles (23 solo), a sack, four QB pressures and one forced fumble during his stint with the Eagles ... First saw reserve duty as part of Philadelphia's defensive tackle rotation before injuries along the defensive line forced him into a starting role for the final three contests ... Opened vs. Arizona (12/13) and notched a sack of Troy Aikman for a six-yard loss in a starting role at Dallas (12/20) ... Also started the season-finale vs. the N.Y. Giants (12/27). **At Indianapolis (1996-98):** Saw duty in 30 games (five starts) in two and a half seasons with the Colts, posting 75 tackles (28 solo), a sack, four QB pressures, one fumble recovery and one pass defended ... Started one playoff game, recording four tackles. **1998:** Appeared in four games, producing three solo tackles and a pass defended before being released on October 22nd. **1997:** Saw duty in 12 games, tallying 21 tackles (seven solo) and three QB pressures ... Was inactive for the club's final four contests. **1996:** Produced a solid rookie season, seeing action in 14 games (five starts) ... Registered 51 tackles (18 solo), one sack, a fumble

recovery, a forced fumble, a pass defended and four QB hurries ... Made his first career start vs. Miami (9/23) in place of injured DE Tony Bennett ... Opened at defensive tackle vs. the N.Y. Jets (11/17) and smothered QB Frank Reich for his first career sack, a five-yard loss ... Produced a career-high 13 tackles in another start at New England (11/24) ... Got his first fumble recovery in a start at defensive tackle vs. Buffalo (12/1) ... Started the AFC Wild Card contest at Pittsburgh (12/29), making four tackles (one solo).

College: A four-year starter at the University of Missouri ... Started 36 games during his tenure with Mizzou, finishing his career with 244 tackles (165 solo), 17.0 sacks (-107.0 yards), four forced fumbles, three fumble recoveries and 33 tackles for loss ... Opened 10 games as a senior, posting 83 tackles (50 solo), 6.0 sacks (-34.0 yards), and a pair of forced fumbles ... Had a career-high 14 stops, a forced fumble and a sack vs. Kansas ... Started 11 games as a nose tackle as a junior, producing a school-record tying 8.0 sacks (-54.0 yards) ... Racked up 88 tackles (70 solo), and a fumble recovery, as well ... Got three of his sacks vs. Houston ... Played in 11 contests with 10 starts as a nose tackle as a sophomore ... Rounded out the year with 38 tackles (25 solo), two forced fumbles, two fumble recoveries and a sack ... A freshman All-America pick of *Football News* ... Played in all 11 games (five starts), racking up 35 tackles (20 solo) and a pair of sacks ... Majored in Sociology at Missouri.

Personal: Prepped at Jefferson City High School where he helped his team to two state titles in football ... Also was an accomplished prep wrestler, ranking second in the state as a senior and fourth as a junior ... Owns Net Power Links, a company that builds, sells and services computers (www.netpowerlinks.com) ... His brother, Monte Hargde (a 7'-0", 335-pound center) competed in basketball at Missouri ... Established the "Anna Mae Martin Foundation" in 2000 in honor of his grandmother ... Full name: Steven Albert Martin ... Married, wife Catherine, with two sons, Evan (5) and Emmanuel (2) ... The Martins reside in Parkville, Missouri.



MARTIN'S NFL STATISTICS



Year	Team	G-S	TACKLES			FUMBLES		SACKS No./Yds.	PASSES Defended	QB Pressures
			Solos	Asst.	Total	Rec.	For.			
1996	Indianapolis	14-5	18	33	51	1	1	1.0/5.0	1	4
1997	Indianapolis	12-0	7	14	21	0	0	0.0/0.0	0	3
1998	Indianapolis	4-0	3	0	3	0	0	0.0/0.0	1	0
	Philadelphia	9-3	23	16	39	0	0	1.0/6.0	0	4
1999	Philadelphia	16-15	32	28	60	1	2	2.0/9.0	2	6
2000	Kansas City	16-0	12	15	27	0	0	0.0/0.0	0	17
Totals		71-23	94	107	201	2	3	4.0/20.0	4	34

POSTSEASON

Year	Team	G-S	TACKLES			FUMBLES		SACKS No./Yds.	PASSES Defended	QB Pressures
			Solos	Asst.	Total	Rec.	For.			
1996	Indianapolis	1-1	1	3	4	0	0	0.0/0.0	0	0
Totals		1-1	1	3	4	0	0	0.0/0.0	0	0

SINGLE GAME CAREER HIGHS

Tackles: 13 (seven solo) at New England (11/24/96)

Sacks: 1.0, four times, last vs. N.Y. Giants (10/31/99)

Fumble Recoveries: 1, two times, last vs. New England (12/19/99)

Forced Fumbles: 1, three times, last at Dallas (12/12/99)

QB Pressures: 4 vs. St. Louis (10/22/00)



BEST INTERCONFERENCE RECORDS

1995-00



HOME		OVERALL	
1. Kansas City	12-0 (.1000)	1. Kansas City	19-5 (.792)
2. Denver	11-1 (.917)	2. Buffalo	16-8 (.667)
3. Green Bay	10-2 (.833)	Minnesota	16-8 (.667)
San Francisco	10-2 (.833)	Green Bay	16-8 (.667)
5. Buffalo	9-3 (.750)	Denver	16-8 (.667)
Minnesota	9-3 (.750)	Oakland	16-8 (.667)
Tampa Bay	9-3 (.750)		



MIKE MASLOWSKI

LINEBACKER • 6-1 • 243

WISCONSIN - LA CROSSE
NFL: 3 (3RD WITH CHIEFS)

FREE AGENT (1999)

BORN: JULY 11, 1974

THORP, WISCONSIN

GP/GS: (31/5) PLAYOFFS: (0/0)



Pro Career: Hard-hitting and hard-working Wisconsinite continues to make believers out of those who doubted he could fulfill his pro football aspirations ... Has earned the respect of his peers in the NFL's hardhat-and-lunchpail crowd with his "throwback" approach to the game ... Continued his ascent in the pro football world by breaking into the Chiefs starting lineup at the left outside "base" linebacker post late in the 2000 season ... Started five of the club's final six games of the year at that position, posting double-digit tackles in three of those contests ... Has shifted back to his more natural, and appropriately-named middle "MIKE" linebacker position for 2001 ... Excelled playing that MLB post in both NFL Europe and in the collegiate ranks and looked very comfortable working there during Kansas City's off-season program ... Could provide a legitimate challenge to incumbent Marcus Patton for the starting role at that spot in River Falls ... Will certainly be hard to keep off the field in 2001 after his stellar finish to the 2000 season ... That move into the starting lineup last season signaled another dramatic step in this third-year linebacker's unlikely path to success in the National Football League ... Was a member of USA Today's All-Joe Team in 2000, a squad which annually recognizes the league's top blue-collar performers ... Was also selected to Dr. Z's Sports Illustrated All-Pro team a year ago for his special teams efforts ... Completed an arduous journey to the NFL in CE99 after playing in NFL Europe that spring and competing in the Arena Football League in '98 ... Initially entered the pro ranks as a rookie free agent with the San Diego Chargers in '97, but was cut before the start of the regular season ... Part of a growing list of current NFL players who honed their skills in NFL Europe, including the likes of '99 NFL MVP, Kurt Warner of the St. Louis Rams ... Arguably one of the most exciting defensive performers to ever come out of the European league ... After establishing himself as one of the league's most competitive special teams performers in CE99, built on that reputation by upping his tackle count in the kicking game in 2000 and earning the starting spot on defense by season's end ... Despite taking on an increased role on defense in 2000, still led the squad with 25 special teams stops, making him the only KC player with 20 or more such tackles ... In two seasons with the Chiefs, has played in 31 of a possible 32 games ... Produced 59 of his 60 career tackles on defense last season ... Also owns 48 special teams tackles, 2.0 sacks (-5.0 yards), a fumble recovery, a forced fumble, three passes defended and four QB pressures with Kansas City ... Displayed an amazing feat of durability and desire in CE99, playing in a total of 30 pro games, seeing action in 11 contests with the Barcelona Dragons to go with 19 preseason and regular season outings in Kansas City ... Despite his circuitous path to the NFL, made the most of his long-awaited opportunity with the Chiefs ... Honed his special teams skills at the hand of ace special teamer LB Greg Manusky and finished second on the squad with 23 special teams tackles in CE99, the most by a Kansas City rookie since '94 ... Was a landslide winner of the club's prestigious Mack Lee Hill Award, presented annually to the Chiefs top first-year performer ... Has the ability to long snap, which originally was one of the reasons Kansas City signed him in CE99 ... Was inked by the Chiefs after earning Team Ironman honors as a linebacker, fullback and special teams performer for the Arena League's San Jose Sabercats in '98 ... Terrorized NFL Europe in the spring of '99 by setting a league single-season record with 105 tackles ... Hails from tiny Thorp, Wisconsin (pop. 1,657), located approximately 90 miles east of the Chiefs summer home in River Falls ... Played for NCAA Division III football powerhouse Wisconsin - La Crosse which has produced several other NFL performers including former Pro Bowl guard Tom Newberry of the L.A. Rams ('84-'96) and current Green Bay Packers wide receiver Bill Schroeder ... Played in the same collegiate league as UW-River Falls and has seen game action on Ramer Field where the Chiefs conduct training camp ... Originally began his pro tenure as a rookie free agent with San Diego in '97. **At Kansas City (1999-00):** Has seen action in 31 games with five starts ... Owns 60 tackles (47 solo), a fumble recovery, a forced fumble and 2.0 sacks (-5.0 yards) ... Has also accumulated three passes defended, four QB pressures and 48 special teams stops. **2000:** Saw duty in all 16 games on special teams and took defensive snaps in 14 games, starting five of those contests ... Captained the club's special teams unit ... Selected to Dr. Z's Sports Illustrated All-Pro team (special teams) and USA Today's All-Joe team ... Finished the year with 59 tackles (46 solo), 2.0 sacks (-5.0 yards), one fumble recovery, a forced fumble, four QB pressures

and three passes defended . . . Led the club with 25 special teams tackles, three shy of the club record of 28 set by Ken Jolly in '84 . . . Tied a career-high with four special teams tackles vs. Indianapolis (9/3) . . . Saw action on special teams and as a short yardage LB vs. Seattle (10/2), tallying one solo stop on offense and three special teams tackles . . . Took snaps on defense in place of an injured Lew Bush vs. Oakland (10/15), recording one tackle . . . Tied a career-high with four special teams stops at Seattle (10/29) . . . Went into the lineup at LOLB on the club's second defensive series at San Francisco (11/12), compiling a career-high 12 tackles (nine solo) and a personal-best three QB pressures . . . Made his first career start at LOLB vs. Buffalo (11/19), amassing two tackles (one solo) and 1.0 sack (-1.0 yard) of Rob Johnson . . . Posted four solo tackles, a fumble recovery, 1.0 sack (-4.0 yards) of Ryan Leaf and one pass defended at San Diego (11/26) . . . Contributed 10 tackles (eight solo), a forced fumble and three special teams tackles at New England (12/4) . . . Saw reserve action at LOLB when the club opened in a nickel package vs. Carolina (12/10), tying a career high with 12 tackles (10 solo), while adding a pass defended and two stops on KO coverage . . . Started at LOLB vs. Denver (12/17), producing eight tackles (six solo) and one QB pressure . . . Totaled seven tackles (five solo) and a pass defended at Atlanta (12/24). **1999:** Earned the club's prestigious Mack Lee Hill Award as Kansas City's top first-year performer . . . Saw duty in 15 games on special teams, ranking second on the squad with 23 tackles, the most by a first-year Chief since Monty Grow had 23 in '94 . . . Got 15 of his stops on kickoff coverage and eight on punt coverage . . . Served as a linebacker in goal line and short yardage situations in five games, posting one solo tackle on defense . . . Also saw punt snapping duty in one game . . . Saw action in his first NFL contest on special teams and as a reserve LB at Chicago (9/12) . . . Registered one solo tackle on defense and recorded two special teams tackles vs. Denver (9/19) . . . Talled a career-high four special teams tackles vs. Detroit (9/26) . . . Captained the special teams vs. New England (10/10) and at Baltimore (10/21), getting a team-high with three special teams tackles vs. the Ravens . . . Captained the special teams and had a pair of special teams stops vs. San Diego (10/31) . . . Left the game vs. Seattle (11/21) due to a mild head trauma suffered on the opening kickoff, but returned to action later in the contest . . . Was inactive the following week at Oakland (11/28) due to that injury . . . Talled two special teams tackles at Denver (12/5) and handled all of the club's punt snapping duties in the second half, replacing an injured Ralph Tamm . . . Had a pair of special teams stops vs. Pittsburgh (12/18) . . . Saw duty on the club's goal line defense at Seattle (12/26) and posted two special teams tackles. **NFL Europe (1999):** Was easily the most dominating defensive performer in NFL Europe in '99 . . . Simply did nothing but make plays during his tenure in Barcelona . . . Served as a starting linebacker for the club and helped lead Barcelona to a World Bowl match-up vs. Frankfurt . . . Led the league with 105 tackles and four interceptions . . . Those 105 tackles broke the previous NFL Europe single-season mark of 95 set by the Rhein Fire's Anthony Fieldings in '95 . . . Earned NFL Europe Defensive Player of the Week honors after becoming the first linebacker in league history to record three INTs in a single game vs. Amsterdam (4/17), including one which he returned for a 30-yard TD . . . Received Defensive Player of the Week honors again after posting 16 tackles, a pass defended and a pair of special teams stops at the Scottish Claymores (5/9) . . . Had an incredible 10 stops the following week vs. Frankfurt (5/15) . . . Posted eight tackles in a 38-24 World Bowl setback vs. Frankfurt (6/20).

Arena Football League (1998): Served as a fullback, linebacker and special teams performer for the San Jose Sabercats, helping lead the club to the playoffs . . . Was a team captain and earned Team Ironman honors . . . Was a teammate of K Billy Stoyanovich, younger brother of former Chiefs K Pete Stoyanovich . . . Played in 12 of the club's 15 regular season contests, leading the squad in rushing with 33 carries for 149 yards (4.5 avg.) with seven TDs . . . Also caught 10 passes for 86 yards . . . Ranked fifth on the team with 28 tackles (14 solo), adding two passes defended and a forced fumble.

College: Concluded an outstanding four-year career at UW-La Crosse by earning Division III All-America honors as a senior in '96 . . . Helped lead the club to the NCAA semi-finals before losing to eventual national champion Mt. Union his final season . . . Also voted to the prestigious American Football Coaches All-America squad which includes both Division II and III players . . . Named the Wisconsin State University Conference's (WSUC) Most Valuable Player, the first defensive player to win that honor in over a decade . . . Captained the Eagles squad as senior, as well . . . Became the only player in school history to earn UW-La Crosse's Top Rock Award three times, an honor bestowed annually to the club's Most Valuable Defensive Player . . . Finished his career with 279 tackles (21 for loss), 5.5 sacks and 10 interceptions . . . Had seven pickoffs, 86 tackles and one sack as a senior . . . Part of UW-La Crosse's '95 National Championship squad as a junior when he produced a career-high 108 tackles, 1.5 sacks and an INT . . . Got 68 stops, three sacks and two interceptions as a sophomore after recording 17 tackles his freshman campaign . . . Turned down a host of Division II scholarship offers to play at UW-La Crosse, where the Eagles compiled a 45-5 record during his four seasons . . . Majored in Physical Education and Coaching at UW-La Crosse.

Personal: Prepped at Thorp (Wis.) High School, where he played quarterback, running back and linebacker, in addition to handling the club's punt, kickoff and placement kicking duties . . . Had 128 tackles and 13 INTs as a senior linebacker when he earned All-State honors . . . Also completed 113 of 260 passes for 1,991 yards and 25 TDs during his prep career to go along with 119 rushes for 363 yards and 12 TDs . . . Worked as a coaching intern at Kansas City's Washington High School this off-season . . . Full name: Michael John Maslowski . . . Single . . . Resides in Leawood, Kansas.



MASLOWSKI'S NFL STATISTICS



Year	Team	G-S	TACKLES			FUMBLES		SACKS	INTS	SP. TEAM
			Solos	Asst.	Total	For.	Rec.	No./Yds.	No./Yds.	Tackles
1999	Kansas City	15-0	1	0	1	0	0	0.0/0.0	0/0	23
2000	Kansas City	16-3	46	13	59	1	1	2.0/5.0	0/0	25
Totals		31-5	47	13	60	1	1	2.0/5.0	0/0	48

Additional Stats: Had three passes defended and four QB pressures in 2000.

SINGLE GAME CAREER HIGHS

Tackles: 12 at San Francisco (11/12/00)
vs. Carolina (12/10/00)

QB Pressures: 3 at San Francisco (11/12/00)
Special Teams Tackles: 4 vs. Detroit (9/26/99)

QB Sacks: 1.0 vs. Buffalo (11/19/00)
at San Diego (11/26/00)

vs. Indianapolis (9/3/00)
at Seattle (10/29/00)



NORRIS McCLEARY

DEFENSIVE TACKLE - 6-6 · 305

**EAST CAROLINA
FREE AGENT 2000**

NFL: 1 (1ST WITH CHIEFS)

BORN: MAY 10, 1977

SHELBY, NORTH CAROLINA

GP/GS: (3/0) PLAYOFFS: (0/0)



Pro Career: Sizeable defensive linemen entering his second training camp with Kansas City ... Penciled in to work behind Steve Martin at the Chiefs nose tackle post in 2001 ... Was released by the club on August 27th a year ago, but was quickly signed to the practice squad on August 30th ... Made an impact as a practice squad player and was promoted the active roster on November 24th ... Saw duty in three games and registered a pair of tackles ... Originally entered the NFL with Kansas City as a rookie free agent in 2000. **2000:** Played in three games with a pair of tackles ... Spent the first 11 weeks of the season on the club's developmental squad ... Was activated from the practice squad to the 53-man roster on November 24th of 2000 ... Played in three games at DT and had two tackles ... Saw reserve action at DT at San Diego (11/26) and at New England (12/4) ... Was inactive vs. Carolina (12/10) and vs. Denver (12/17) ... Had two tackles at Atlanta (12/24).

College: Big defensive lineman who started 37 games throughout his career at East Carolina, tallying 155 tackles (101 solo), 12 tackles for loss, 8.5 sacks, three forced fumbles and seven fumble recoveries ... Started 10 games for the Pirates in '99. Grabbed 33 tackles (18 solo), one sack, two fumble recoveries and blocked two kicks ... Rambled 40 yards for his first collegiate TD after recovering a fumble at Army ... Started 11 games for the Pirates, recording 57 tackles (41 solo) and 5.5 sacks (-30.0 yards) as a junior ... Ranked second among East Carolina linemen in tackles and sacks ... Also contributed two tackles for loss and three fumble recoveries ... Opened 11 contests in '97, starting nine games at nose tackle and two at defensive tackle ... His 48 tackles ranked seventh on the team ... Tied for the team lead in tackles for loss with seven (-31.0 yards) ... Added two sacks, three QB hurries, two forced fumbles and one fumble recovery ... Totaled 13 tackles, one tackle for loss, one fumble recovery and four pass deflections as a freshman ... Graduated from East Carolina with a degree in Information Processing.

Personal: A two-time All-Conference lineman at Bessemer City High School in Bessemer, North Carolina ... Recognized with All-State honors as a senior ... Hails from Shelby, North Carolina, the hometown of Pro Football Hall of Fame linebacker Bobby Bell, and is a cousin of the former Chiefs great ... Full name: Norris Ellington McCleary ... Single ... Resides in Kings Mountain, North Carolina.



MCCLEARY'S NFL STATISTICS



Year	Team	G-S	TACKLES			FUMBLES		SACKS	INTS	PASSES	QB
			Solos	Asst.	Total	Rec.	For.	No./Yds.	No./Yds.	Defensed	Press.
2000	Kansas City	3-0	0	2	2	0	0	0.0/0.0	0/0	0	0
Totals		3-0	0	2	2	0	0	0.0/0.0	0/0	0	0



GEORGE McCULLOUGH

CORNERBACK - 5-10 - 189

BAYLOR

FREE AGENT (2001)

NFL: 4 (1ST WITH CHIEFS)

BORN: FEBRUARY 18, 1975

GALVESTON, TEXAS

GP/GS: (23/0) PLAYOFFS: (1/0)



Pro Career: Free agent cornerback signed with Kansas City on May 10th of this year after an impressive showing in the club's first mini-camp ... Joins the Chiefs after spending portions of the past four seasons with the Tennessee Titans ... Provides Kansas City's secondary with another solid cover corner, providing depth and experience ... Expected to compete for a spot in the club's sub-defense and as a special teams performer ... Saw duty in 23 career regular season games with Tennessee ... Totaled 16 tackles (14 solo), three passes defended, a forced fumble and 12 special teams stops ... Also played in Super Bowl XXXIV with the Titans in '99 and recorded one special teams tackle ... Enjoyed a stint in NFL Europe with Barcelona in '98, tying for third in the league in interceptions ... Originally entered the league as a fifth-round draft pick (143rd overall) of Tennessee in the '97 NFL Draft. **At Tennessee (1997-00):** Played in 23 regular season games with Tennessee and recorded 16 tackles (14 solo), one forced fumble, and three passes defended ... Also saw action in Super Bowl XXXIV with the Titans and recorded one special team tackle. **2000:** Appeared in 10 games and made eight tackles (six solo) and one pass defended ... Registered eight special teams tackles ... Recorded two tackles and one pass defended at Buffalo (9/3) ... Made one tackle and one stop on special teams at Pittsburgh (9/24) ... Had three tackles at Baltimore (10/22) ... Made one tackle and one special teams tackle at Cleveland (12/17) ... Recorded one tackle and two special teams tackles vs. Dallas (12/25). **1999:** Played in five games, recording three tackles and one pass defended ... Also added three special teams stops ... Was inactive for 10 contests ... Collected one tackle in the season opener vs. Cincinnati (9/12) ... Matched his career-high with two tackles vs. Cleveland (9/19) ... Was inactive for the club's first three postseason contests ... Recorded one special teams tackle in Super Bowl XXXIV vs. St. Louis (1/30/00). **1998:** Played in six games, totaling one tackle and one special teams stop ... Recorded both his tackle on defense and special teams at Pittsburgh (11/1). **NFL Europe (1998):** Played in all 10 games for the Barcelona Dragons ... Tied for third in the league with a team-high three INTs for 89 yards and one TD ... Racked up 19 tackles (15 solo), as well as 2.0 sacks, four passes defended and a forced fumble. **1997:** Was one of the club's final training camp cuts on August 25th, but rejoined the team as a member of the practice squad the following day ... Promoted to Oilers active roster from the practice squad on December 12th ... Tallied his first NFL tackles with two stops and a forced fumble at Baltimore (12/14) ... Recorded two tackles and a pass defended vs. Pittsburgh (12/21).

College: Four-year letterman at Baylor where he racked up 135 tackles, 31 passes defended and four interceptions ... A second team All-Big 12 Conference selection as a senior ... Started 10 of 11 games at left cornerback as a senior recording 42 tackles, 10 passes defended, two interceptions and two sacks ... Started all 11 games at right cornerback as a junior ... Had 40 tackles (34 solo), 14 passes defended and one interception ... Saw action in all 11 contests as a sophomore, posting 30 tackles and four passes defended ... Started three games as a true freshman, making 23 tackles ... Majored in Communications at Baylor.

Personal: A standout prep athlete at Ball High in Galveston, Texas, the same school which produced former Chiefs FB Kimble Anders ... Rated the nation's fifth best cornerback prospect by *Blue Chip Illustrated* ... Also lettered in track ... Full name: George Wayne McCullough, Jr. ... Single ... Resides in Nashville, Tennessee.



McCULLOUGH'S NFL STATISTICS



Year	Team	G-S	INTERCEPTIONS			TACKLES			FUMBLES		PASSES		SACKS No./Yds
			No.	Yds.	LG TD	Solos	Asst.	Total	Rec.	For.	Defensed		
1997	Tennessee	2-0	0	0	-- 0	4	0	4	0	1	1	0.0/0.0	
1998	Tennessee	6-0	0	0	-- 0	1	0	1	0	0	0	0.0/0.0	
1999	Tennessee	5-0	0	0	-- 0	3	0	3	0	0	1	0.0/0.0	
2000	Tennessee	10-0	0	0	-- 0	6	2	8	0	0	1	0.0/0.0	
Totals		23-0	0	0	-- 0	14	2	16	0	1	3	0.0/0.0	

Additional Stats: Has 12 special teams tackles – one in '98, three in '99 and eight in 2000.

POSTSEASON

Year	Team	G-S	INTERCEPTIONS			TACKLES			FUMBLES		PASSES		SACKS No./Yds
			No.	Yds.	LG TD	Solos	Asst.	Total	Rec.	For.	Defensed		
1999	Tennessee	1-0	0	0	-- 0	0	0	0	0	0	0	0.0/0.0	
Totals		1-0	0	0	-- 0	0	0	0	0	0	0	0.0/0.0	

Additional Stats: Had one special teams tackle in SB XXXIV vs. St. Louis (1/30/00).

SINGLE GAME CAREER HIGHS

Tackles: 2 at Baltimore (12/14/97)
vs. Pittsburgh (12/21/97)
vs. Cleveland (9/19/99)



FRANK MOREAU

RUNNING BACK - 6-0 - 223

LOUISVILLE

DRAFT (NO. 4 - 2000)

NFL: 2 (2ND WITH CHIEFS)

BORN: SEPTEMBER 9, 1976

ELIZABETHTOWN, KENTUCKY

GP/GS: (11/0) PLAYOFFS: (0/0)



Pro Career: Second-year running back who looks primed for more playing time in 2001 . . . Was one of the club's most pleasant surprises during work this off-season, looking substantially leaner and faster than a year ago . . . Made the switch from #46 to #22 and now looks more like a traditional halfback as opposed to a bulkier fullback by virtue of a smaller jersey number, alone . . . Can play either position, but will likely concentrate on the halfback post this season . . . Could also see action in single-back sets, as well . . . Tough runner who is difficult for a single defender to bring down . . . Seemingly gets tougher to tackle the closer he gets to the goal line . . . Expected to compete with Mike Cloud for action behind starter Priest Holmes . . . Saw reserve action in 11 games at running back and on special teams as a rookie in 2000 . . . Carried the ball 67 times for 179 yards (2.7 avg.) with a long of 22 yards and four touchdowns . . . Those four rushing scores were the most by a Chiefs rookie since Herman Heard also had four in '84. That total tied as the sixth-highest rookie mark in team annals . . . Originally entered the NFL as a fourth-round selection (115th overall) of the Chiefs in the 2000 NFL Draft. **2000:** Saw reserve duty in 11 games at RB . . . Was third on the team with 67 carries for 179 yards and a team-leading four rushing TDs . . . His four rushing TDs were the most by a Chiefs rookie RB since Herman Heard had four in '84 . . . Carried the ball three times for 15 yards with a 12-yard long vs. Indianapolis (9/3) . . . Rushed seven times for four yards at Tennessee (9/10) . . . Totaled a career-high 18 carries for 58 yards and one TD vs. San Diego (9/17). His first NFL score came on a one-yard plunge in the fourth quarter . . . Recorded six carries for eight yards at Denver (9/24) . . . Saw reserve duty at RB vs. Seattle (10/2) . . . Rushed seven times for 18 yards vs. Oakland (10/15) . . . Registered four totes for six yards, including a two-yard TD run vs. St. Louis (10/22) . . . Got three carries for four yards at Seattle (10/29) . . . Was inactive at Oakland (11/5), at San Francisco (11/12), vs. Buffalo (11/19), at San Diego (11/26) and at New England (12/4) . . . Recorded three carries for three yards vs. Carolina (12/10) . . . Rushed 14 times for a career-high 59 yards, including a career-

long 22-yard run and a two-yard TD vs. Denver (12/17) as the Chiefs rolled up 264 rushing yards on the day, the club's highest rushing output since amassing 310 yards vs. Detroit (10/14/90) ... Had two carries for four yards, including a one-yard TD run at Atlanta (12/24).

College: Powerful runner who appeared in 37 games (18 starts) at Louisville ... Carried the ball 499 times for 2,599 yards (5.2 avg.) with 27 touchdowns ... Finished his career with 11 100-yard rushing games ... Also caught 54 passes for 369 yards (6.8 avg.) ... Closed his tenure as Louisville's fifth-leading career rusher with 2,599 yards ... His 27 rushing TDs rank second in school annals behind only Lenny Lyles who had 35 ground scores from '54-'57 ... Despite playing with a fractured right hand for most of the '99 campaign, led the club in rushing again with a career-best 1,289 yards ... That yardage tally was the most by a Louisville back since '78 ... Started 10 games at running back for the Cardinals and was a first team All-Conference USA selection as a senior ... Produced seven 100-yard games on the year despite missing one contest because of surgery to repair his broken hand ... Had a career-best 188 yards and four TDs vs. UT-Chattanooga ... Played in 11 games with one start his junior season ... Finished second on the squad with 307 rushing yards on just 43 carries, giving him an impressive 7.1 yards-per-carry average ... Added a team-best three rushing scores and five receptions for 39 yards ... Played in nine games with six starts in '97 ... Tough performer who bounced back from a torn ACL in the first game of the '96 season to lead the squad in rushing in '97 ... Despite missing two games was still Louisville's leading rusher, churning out 120 carries for 573 yards with five touchdowns ... Accumulated 384 of those yards and all five scores in the final three games of the season after starting the season as a backup ... Returned to starting lineup vs. East Carolina, getting 33 carries for 139 yards and four scores. All four of those TDs came in second quarter, tying the NCAA record shared by Corey Dillon (Washington), Howard Griffith (Illinois) and Dick Held (BYU) ... Entered the '96 season as the club's starter at tailback, but his season ended after just 13 plays when he tore his anterior cruciate ligament ... Originally slated to redshirt in '95, but was forced into action midway through the season due to lack of depth behind starter Calvin Arrington ... Played in six games ... Finished the year with 96 carries for 416 yards and two touchdowns on the ground despite not getting a carry until the season's seventh contest ... His 416 yards were the second-highest mark by a freshman in school history behind Greg Hickman who got 648 yards in '79 ... Graduated from Louisville with a degree in Justice Administration ... Currently pursuing a master's degree in Sports Administration.

Personal: An honorable mention All-State selection as a senior at Central Hardin High School in Elizabethtown, Kentucky ... Rushed for 1,514 yards and 11 touchdowns during his senior campaign ... Ran for a school-record 291 yards in a contest against LaRue County ... Finished his career with 2,385 rushing yards, averaging 7.4 yards per carry ... Full name: Franklin H. Moreau ... Single ... Resides in Overland Park, Kansas.



MOREAU'S NFL STATISTICS



Year	Team	G-S	RUSHING					RECEIVING				
			No.	Yds.	Avg.	LG	TD	No.	Yds.	Avg.	LG	TD
2000	Kansas City	11-0	67	179	2.7	22	4	0	0	0.0	--	0
Totals		11-0	67	179	2.7	22	4	0	0	0.0	--	0

SINGLE GAME CAREER HIGHS

Rushing Attempts: 18 vs. San Diego (9/17/00)

Rushing Yards: 59 vs. Denver (12/17/00)

Long Run: 22 vs. Denver (12/7/00)

Rushing TDs: 1 vs. San Diego (9/17/00)

vs. St. Louis (10/22/00)

vs. Denver (12/7/00)

at Atlanta (12/24/00)



NFL LEADERS INTRADIVISION PLAY 1995-00



Team	Record	Win Pct.
1. Denver	33-15	.688
2. Kansas City	32-16	.667
Green Bay	32-16	.667
4. Tennessee	34-18	.654
Jacksonville	34-18	.654



AFC WEST DIVISION PLAY 1990-00



Team	Record	Win Pct.
1. Kansas City	60-28	(.682)
2. Denver	53-35	(.602)
3. Oakland	43-45	(.487)
4. San Diego	30-58	(.341)
5. Seattle	29-59	(.330)



SYLVESTER MORRIS

WIDE RECEIVER - 6-3 - 216

JACKSON STATE

DRAFT (NO. 1 - 2000)

NFL: 2 (2ND WITH CHIEFS)

BORN: OCTOBER 6, 1977

NEW ORLEANS, LOUISIANA

GP/GS: (15/14) PLAYOFFS: (0/0)



Pro Career: Exciting young receiver entering his second season in Kansas City after enjoying the most prolific receiving campaign of any rookie in Chiefs history a year ago ... Suffered a right knee injury on the next-to-the-last workout of the club's off-season program on June 20th ... Underwent a surgical procedure to repair an ACL tear on June 22nd ... As of press time, the extent and the length of his rehabilitation process is still undetermined ... Was expected to be a major contributor in 2001 after enjoying a promising rookie campaign ... Hauled in 48 passes in 2000, surpassing the previous rookie standard established by Chris Burford in the franchise's initial season of '60 ... Seattle's Darrell Jackson (53) and Cincinnati's Peter Warrick (51) were the only NFL rookies in 2000 to post more receptions, while only Jackson (713) had more receiving yards ... Finished his debut season with 48 catches for 678 yards (14.1 avg.) and three TDs ... Earned All-Rookie Team accolades from both *Pro Football Weekly* and *Football News* ... Is expected to produce even bigger things in 2001 and beyond with Pro Football Hall Fame WR Charlie Joiner serving as his position coach ... Was in the club's starting lineup at the "X" receiver spot by the second week of the regular season in 2000, a position he shows no signs of relinquishing any time soon ... An excellent leaper who seemingly gets stronger once he goes airborne ... Possesses a strong upper body which frequently allows him to go up and pluck the pigskin out of a crowd ... Often makes even the most difficult catches appear routine ... Is dangerous in the open field once he makes the catch and has the ability to separate from even the speediest defenders ... Has already shown the ability to break out for a big game, getting 112 yards and three TDs in his first-ever start at Arrowhead vs. San Diego (9/17/00), becoming the first Chiefs rookie to ever haul in three touchdowns in a single game ... Had two of the club's team-record 14 individual 100-yard receiving efforts in 2000 ... Gives the Chiefs a third legitimate receiving target to go with Pro Bowl TE Tony Gonzalez and WR Derrick Alexander who combined for the club's other 12 100-yard performances a year ago ... Owns a lanky running style which reminds some of the same gate exhibited by Chiefs Hall of Fame wideout, Otis Taylor ... Entered the NFL as Kansas City's first round draft choice (21st overall) in the 2000 NFL Draft ... Became the first wide receiver tabbed by the Chiefs in the first round of the draft since the club took Anthony Hancock from Tennessee in '82 ... Just one of seven players in Jackson State annals to be selected in the draft's opening round, joining CB Rashard Anderson who was taken just two picks later (23rd overall) by the Carolina Panthers ... Other Jackson State alums picked in the drafts opening round include: late Pro Football Hall of Famer RB Walter Payton (Chicago - '75), WR Jerome Barkum (N.Y. Jets - '72), DE Donald Reese (Miami - '74), LB Robert Brazile (Houston - '75) and G Lester Holmes (Philadelphia - '93) ... Was the first Jackson State player selected by Kansas City since the club took WR Tim Barnett in the third round of the '91 draft ... In addition to Barkum and Barnett, other notable pass catchers to come out of Jackson State include the likes of current NFL performers Jimmy Smith (Jacksonville) and Cory Bradford (Green Bay) ... Joined fellow SWAC performer S Greg Wesley of Arkansas - Pine Bluff, who was drafted in the third round of the 2000 draft by Kansas City. **2000:** Played in 15 games at WR (14 starts), producing a Chiefs rookie single-season record 48 catches for 678 yards (14.1 avg.) and three TDs ... Also completed one pass for 31 yards ... Ranked second among NFL rookies in receiving yards, was third in receptions and tied for third in TD catches ... Was the club's third WR vs. Indianapolis (9/3), catching three passes for a team-high 58 yards (19.3 avg.) in his NFL debut, including a long of 31 yards ... Made his first career start at WR at Tennessee (9/10), catching three passes for 44 yards, becoming the first rookie WR to start for Kansas City since Lake Dawson at Buffalo (10/31/94) ... Produced six catches for 112 yards (18.7 avg.) and three TDs (36, nine and 20 yards) vs. San Diego (9/17). His three TDs tied for the second-highest total in franchise history, were the most-ever by a Kansas City rookie and the most since Otis Taylor had three vs. the N.Y. Jets (11/16/69). Also became the first Chiefs rookie to tally a 100-yard receiving game since Dawson had 101 yards vs. Houston (12/18/94) ... Hauled in four passes for 64 yards vs. Oakland (10/15) ... Posted five receptions for 64 yards vs. St. Louis (10/22). Also completed a 31-yard pass to Derrick Alexander after accepting a lateral from QB Elvis Grbac ... Was inactive due to a shoulder injury at Seattle (10/29) ... Tied a career high with six

catches for 102 yards, including a career-long 47-yarder at Oakland (11/5) ... Tallied four receptions for 38 yards vs. Carolina (12/10).

College: Saw action in 41 games (28 starts) during his tenure at Jackson State, collecting a school-record 175 passes for 3,188 yards (18.2 avg.) with 34 touchdowns ... His 175 catches surpassed the prior standard of 171 career receptions established by Willie Richardson ('59-62), who spent nine NFL campaigns with the Colts ('63-69, '71) and Dolphins ('70) ... His 3,188 receiving yards ranked second in school history behind Richardson (3,616) ... Those 34 career receiving TDs put him second only to Richardson (36), as well ... Topped the 1,000-yard mark as both a junior and senior, owning two of the three 1,000-yard receiving seasons in school history. Richardson had the other with 1,237 yards in '60 ... Also registered seven carries for 133 yards and two TDs during his collegiate career ... Got 125 of his 175 receptions, 2,397 of his 3,188 yards and 30 of his 34 TDs in his final two seasons with the Tigers ... Started all 11 games as a senior in '99, finishing the year with 63 receptions for 1,139 yards (18.1 avg.) and 13 scores ... His 63 catches ranked second in school annals (Ron Lewis - 67 in '88), while his yardage tally was third in school history and his TD tally was second behind his 17 scores in '98 ... Was a first team All-America selection of SportsPage.com and an All-Southwestern Athletic Conference first-team choice, as well ... Ranked 11th in the nation with an average of 103.6 receiving yards per game ... Also carried the ball five times for 100 yards (20.0 avg) with a pair of touchdowns ... Had four catches for 103 yards and four touchdowns vs. Alabama State ... Ran for a career-long 79-yard TD vs. Arkansas - Pine Bluff and recorded five catches for 85 yards ... Hauled in a season-best 10 balls for 166 yards vs. New Haven ... Gained a career-high 200 yards and had three touchdowns on seven receptions vs. Alcorn State, recording a career-long 95-yard TD in that contest ... Started all 11 games as a junior, leading the team with 62 receptions for a school-record 1,258 yards (20.3 avg.) and a team-record 17 touchdowns ... Remarkably, all 17 of his scores came in the club's final six games ... His 62 catches also ranked third in school history ... Was a first team All-America selection of *The Sports Network* and was a first team All-SWAC pick ... Had seven 100-yard games on the year ... Set a single-game school record with five touchdown catches (50, 13, seven, 35 and 11 yards) vs. Grambling, finishing the game with eight catches for 201 yards ... Saw action in all 11 games with six starts as a sophomore ... Earned All-SWAC second team honors after ranking third on the team with 46 receptions for 739 yards (16.1 avg) and four touchdowns ... Appeared in eight games as a redshirt freshman, finishing the year with four catches for 52 yards, good for a 13.0-yard average ... Redshirted as a true freshman in '95 ... Majored in Criminal Justice at Jackson State.

Personal: Was a standout performer on the gridiron for coach Emmitt Smith at McDonough 35 High School in New Orleans, the same school that produced former Chiefs defensive end Neil Smith. Morris wore jersey #81, the same number worn by Smith during his prep days ... Full name: Sylvester Morris, Jr. ... Nicknamed "Cat" ... Single ... Resides in Overland Park, Kansas.



MORRIS' NFL STATISTICS



Year	Team	RECEIVING						RUSHING				
		G-S	No.	Yds.	Avg.	LG	TD	No.	Yds.	Avg.	LG	TD
2000	Kansas City	15-14	48	678	14.1	47	3	0	0	0.0	--	0
Totals		15-14	48	678	14.1	47	3	0	0	0.0	--	0

Additional Stats: Completed a 31-yard pass to Derrick Alexander vs. St. Louis (10/22/00), giving him a 118.8 passer rating.

SINGLE GAME CAREER HIGHS

Pass Receptions: 6 vs. San Diego (9/17/00) **Long Reception:** 47 at Oakland (11/5/00)
 at Oakland (11/5/00) **Touchdowns:** 3 vs. San Diego (9/17/00)
Receiving Yards: 112 vs. San Diego (9/17/00)

MORRIS' GAME-BY-GAME STATISTICS

Receiving 2000 - Kansas City Chiefs

Date	Opponent	No.	Yds.	Avg.	LG	TD	Date	Opponent	No.	Yds.	Avg.	LG	TD	
9/3	Indianapolis	3	58	19.3	31	0	11/5	@ Oakland	6	102	17.0	47	0	
9/10	@ Tennessee	3	44	14.7	20	0	11/12	@ San Francisco	3	49	16.3	27	0	
9/17	San Diego	6	112	18.7	36	3	11/19	Buffalo	1	19	19.0	19	0	
9/24	@ Denver	2	13	6.5	10	0	11/26	@ San Diego	2	18	9.0	10	0	
10/2	Seattle	3	40	13.3	18	0	12/4	@ New England	3	17	5.7	9	0	
10/15	Oakland	4	64	16.0	28	0	12/10	Carolina	4	38	9.5	17	0	
10/22	St. Louis	5	64	12.8	30	0	12/17	Denver	2	22	11.0	19	0	
10/29	@ Seattle	Inactive/Shoulder						12/24	@ Atlanta	1	18	18.0	18	0



**NFL LEADERS
RECEPTIONS, ROOKIES, 2000**



Player	Team	No.	Yds.	Avg.	TD
1. Darrell Jackson	Seattle	53	713	13.5	6
2. Peter Warrick	Cincinnati	51	592	11.6	4
3. Sylvester Morris	Kansas City	48	678	14.1	3
4. Travis Taylor	Baltimore	28	276	9.9	3
5. Plaxico Burress	Pittsburgh	22	273	12.4	0
Laveranues Coles	N.Y. Jets	22	370	16.8	1



**CHIEFS RECORD BOOK
MOST RECEPTIONS, ROOKIE, SEASON**



Player	No.	Yds.	Avg.	LG	TD
1. Sylvester Morris, 2000	48	678	14.1	47	3
2. Chris Burford, 1960	46	789	17.2	57	5
3. Tim Barnett, 1991	41	564	13.8	63	5
4. Lake Dawson, 1994	37	537	14.5	50	2
5. Tony Gonzalez (TE), 1997	33	368	11.2	30	2



**PETE
MUTHER**

TIGHT END - 6-3 - 238

TULSA

FREE AGENT (2001)

NFL: 1 (1ST WITH CHIEFS)

BORN: JUNE 9, 1977

KANSAS CITY, MISSOURI

GP/GS: (0/0) PLAYOFFS: (0/0)



Pro Career: Local tight end prospect joined the Chiefs as a free agent this off-season ... Entering his first NFL training camp ... Was born in Kansas City and was a prep standout at Blue Valley North High School in Overland Park, Kansas ... Honed his skills this spring with the Frankfurt Galaxy of NFL Europe. **NFL Europe (2001):** Played in 10 games (five starts) for the Frankfurt Galaxy ... Caught 12 passes for 114 yards and two scores.

College: Saw duty in 40 games with five starts during his tenure at Tulsa ... Caught 14 passes for 177 yards (12.6 avg.) with two touchdowns ... Earned All-Western Athletic Conference honorable mention accolades at Tulsa ... Earned WAC All-Academic honors all four years ... Saw action in 10 games and caught 12 passes for 131 yards and two TDs as a senior ... Caught two passes in 11 games as a junior in '98 ... Saw action in 11 games as a sophomore and eight games as a freshman, but did not catch any passes ... Majored in History/Secondary Education at Tulsa.

Personal: Lettered in baseball and football at Blue Valley North High School in Overland Park, Kansas ... Enjoys skiing, fishing and biking in the off-season ... Would like to pursue a career in sports administration/sports management after football ... Full name: Peter Lorenz Muther ... Single ... Resides in Leawood, Kansas.



**CHIEFS VS.
THE AFC WEST
1990-00**



Team	Record	Win Pct.
vs. Oakland	17-5	.773
vs. Seattle	16-6	.727
vs. San Diego	15-7	.682
vs. Denver	12-10	.545



**CHIEFS VS.
THE AFC WEST
1995-00**



Team	Record	Win Pct.
vs. Denver	8-4	.667
vs. Oakland	8-4	.667
vs. Seattle	8-4	.667
vs. San Diego	7-5	.583



ANDRE O'NEAL

LINEBACKER - 6-1 - 234

MARSHALL

FREE AGENT (2000)

NFL: 2 (2ND WITH CHIEFS)

BORN: DECEMBER 12, 1975

DECATUR, GEORGIA

GP/GS: (10/0) PLAYOFFS: (0/0)



Pro Career: Athletic young linebacker entering his second season in Kansas City ... Was one of the most pleasant surprises of training camp in 2000 when he became the only rookie free agent to land a spot on the club's Opening Day 53-man roster ... Hard-hitting tackler possesses plenty of natural instinct for the game and has a true nose for the ball ... Made a big impact on special teams a year ago, but will likely challenge for playing time in a number of the club's sub-defenses in 2001 ... Heading into this season is penciled in as the top back-up to Donnie Edwards at Kansas City's ROLB post ... Despite not taking any defensive snaps during the regular season a year ago, could work his way onto the field this season after enjoying a complete off-season of tutelage with Chiefs linebackers coach Joe Vitt ... Ranked fifth on the team with 14 special teams stops last season despite seeing action in only 10 games ... Played in the club's initial 10 contests before a shoulder injury sidelined him for the remainder of the campaign ... Expected to once again be one of the team's top special teams performers ... Originally entered the NFL as a rookie free agent from Marshall in 2000. **2000:** Played in the first 10 games of the year before being sidelined by a shoulder injury ... Worked exclusively on special teams in those 10 contests, recording 14 special teams tackles to rank fifth on the squad ... Registered two special teams tackles on punt coverage in his first NFL contest vs. Indianapolis (9/3) ... Tallied two special teams stops at Tennessee (9/10) ... Contributed a career-high three special teams stops vs. San Diego (9/17) ... Made one tackle on kickoff coverage at Denver (9/24) ... Saw action on special teams vs. Seattle (10/2), but did not have any tackles ... Had one tackle apiece on kickoff coverage vs. Oakland (10/15), vs. St. Louis (10/22) and at Seattle (10/29) ... Posted two special teams tackles at Oakland (11/5) ... Made one stop on KO coverage at San Francisco (11/12) ... Was inactive vs. Buffalo (11/19) due to a shoulder injury suffered vs. the 49ers ... Was placed on injured reserve on November 24th where he spent the remainder of the year.

College: Concluded his four-year career at Marshall with 252 tackles (144 solo), 21 tackles for loss, four sacks, two forced fumbles, one fumble recovery and one INT ... Captained the Thundering Herd and led the club with 110 tackles as a senior in '99, earning second team All-Mid-American conference honors ... Produced a career-high 17 tackles in a win over Kent that season ... Grabbed his first career interception in a victory against Western Michigan ... Finished sixth on the team with 66 tackles (36 solo) as a junior in '98 ... Started the first seven games of the season before suffering a finger injury ... Started seven games as a sophomore in '97, recording 42 tackles (24 solo), one tackle for loss, one sack, one pass defended and one forced fumble ... Totaled 26 tackles (16 solo), two tackles for loss and one forced fumble as a redshirt freshman in '96 ... Earned a degree in Adult Fitness from Marshall and is currently working towards a master's degree in Exercise Physiology.

Personal: Was one of only two Marshall student-athletes who participated in an NCAA leadership conference at Walt Disney World during '97 ... Lettered three years in football for Cedar Grove High School in Decatur, Georgia, earning All-County and All-State honorable mention ... Played in the Georgia North-South All-Star game as a senior ... Full name: Andre T. O'Neal ... Married, wife Tonia with a daughter, Akira (6) ... The O'Neals reside in Overland Park, Kansas.

FAST FACT

The Chiefs recorded their 200th regular season or postseason win against an original American Football League team with a 42-10 defeat of San Diego (9/17/00).



FAST FACT

The Chiefs are 40-4 (.909) when leading at halftime dating back to the '95 season, including a 27-2 (.931) record at Arrowhead and a 13-2 (.867) mark on the road.





O'NEAL'S NFL STATISTICS



Year	Team	G-S	TACKLES			FUMBLES		SACKS No./Yds.	INTs No./Yds.	SP. TEAMS Tackles
			Solos	Asst.	Tot.	Rec.	For.			
2000	Kansas City	10-0	0	0	0	0	0	0.0/0.0	0/0	14
Totals		10-0	0	0	0	0	0	0.0/0.0	0/0	14

SINGLE GAME CAREER HIGHS

Special Teams Tackles: 3 vs. San Diego (9/17/00)

STREAKS & MILESTONES: Was the only rookie free agent to earn a spot on Kansas City's Opening Day 53-man roster in 2000.



GUS ORNSTEIN

QUARTERBACK - 6-1 - 215



ROWAN

FREE AGENT (2001)

NFL: 1 (1ST WITH CHIEFS)

BORN: NOVEMBER 23, 1974

NEW YORK, NEW YORK

GP/GS: (0/0) PLAYOFFS: (0/0)

Pro Career: Resigned with Kansas City as a free agent in 2001 ... Signed as an undrafted free agent by St. Louis on April 20th of '99 and waived on August 30th ... Attended training camp with Indianapolis in 2000, but was released before the season ... Signed with Miami on August 17th of 2000 to the active roster and was released five days later ... Signed by Kansas City on December 27th ... Played with the Scottish Claymores of NFL Europe in 2001. **NFL Europe (2001):** Appeared in nine games for the Scottish Claymores ... Attempted 33 passes and completed 18 for 157 yards with one touchdown and one interception.

College: Began his college career at Notre Dame before transferring to Michigan State then to Rowan ... Completed 204 of 351 passes (58.1%) with 16 TDs and 11 interceptions ... Led Rowan College to the NCAA Division III Championship Game in '98 ... Started nine regular season games and four postseason games as a senior when he completed 160 of 272 passes for 2,189 yards and 12 TDs ... A first team All-Eastern College Athletic Conference and New Jersey Athletic Conference selection ... Played in nine games (one start) in two seasons at Michigan State ... Attempted 74 passes and completed 42 for 502 yards and three TDs with four interceptions ... Played in one game his freshman season at Notre Dame ... Completed two of five passes for 21 yards with one TD ... Graduated from Michigan State with a degree in Communications.

Personal: An All-America prep standout at Fieldston School in the Bronx, New York ... Completed 285 passes for 4,130 yards with 25 TDs ... Ranked among the nations top 60 baseball prospects by Baseball America ... Drafted by Seattle in the 20th round of the '94 Major League Baseball free agent draft ... Played at Class A Oneonta in the N.Y. Yankees system in '98 ... Full name: Gus William Ornstein ... Single ... Resides in Tenafly, New Jersey.

LAMAR HUNT - SIX-TIME HALL OF FAME ENSHRINEE

Chiefs Founder Lamar Hunt is currently enshrined in six different Halls of Fame for his efforts and contributions in both the world of sports and the business arena.

HALL OF FAME	LOCATION	YEAR ENSHRINED
Professional Football Hall of Fame	Canton, Ohio	1972
United States Soccer Hall of Fame	Oneonta, New York	1982
Texas Sports Hall of Fame	Waco, Texas	1984
International Tennis Hall of Fame	Newport, Rhode Island	1993
Missouri Sports Hall of Fame	Springfield, Missouri	1995
Texas Business Hall of Fame	Houston, Texas	1997



RICH OWENS

DEFENSIVE END - 6-6 - 288

LEHIGH

UNRESTRICTED FREE AGENT (2001)

NFL: 7 (1ST WITH CHIEFS)

BORN: MAY 22, 1972

PHILADELPHIA, PENNSYLVANIA

GP/GS: (70/51) PLAYOFFS: (2/2)



Pro Career: Talented defensive end joined Kansas City as an unrestricted free agent from Miami on April 6th of 2001 ... Versatile lineman who has played both inside and outside during his career, but is expected to work behind Duane Clemons at the Chiefs right defensive end spot ... An accomplished pass rusher who battled back from a '98 knee injury in Washington which cost him the entire season to rack up a team-high 8.5 sacks and a career-best 74 tackles for the Dolphins in '99 ... Is reunited in Kansas City with defensive line coach Bob Karmelowicz, who was Owens' position coach when he entered the league with the Redskins in '95 ... Under the tutelage of Karmelowicz, he enjoyed his best professional campaign with Washington in '96 when he started all 16 games and produced a career-high 11.0 sacks ... An intelligent performer who is capable of quickly adapting to new schemes ... Entering his first season in the Red and Gold after three seasons with Miami ('99-00) and a four-year run with Washington ('95-97) ... Has seen action in 70 regular season contests with 51 starts ... Owns 279 tackles (168 solo), 25.5 sacks (-135.5 yards), 21 passes defended, seven forced fumbles and two fumble recoveries ... Recorded a pair of playoff starts with Miami in '99, recording eight tackles (seven solo) and 1.5 sacks (-8.0 yards) ... Joined the Dolphins as an unrestricted free agent in '99 ... Originally entered the NFL as a fifth-round draft choice (152nd overall) by Washington in '95. **At Miami (1999-00):** Saw duty in 28 games with 17 starts ... Produced 111 tackles (71 solo), 9.0 sacks (-64.0 yards), 10 passes defended and a pair of forced fumbles ... Racked up eight tackles (seven solo) and 1.5 sacks (-8.0 yards) in two playoff starts in '99. **2000:** Played in 12 games with three starts ... Tallied 37 tackles, half a sack (-3.0 yards) and five passes defended ... Had two tackles and one pass defended at Minnesota (9/10) ... Had four tackles and a pass defended vs. New England (9/24) ... Registered 10 tackles at Cincinnati (10/1) ... Produced four tackles, half a sack (-3.0 yards) and a pass defended vs. Buffalo (10/8) ... Had four tackles and a pass defended at San Diego (11/12) ... Recorded two tackles and deflected Mike Vanderjagt's 59-yard field goal attempt on the final play of the game to preserve a 17-14 victory at Indianapolis (11/19) ... Was inactive due to a lower back strain for the club's final four regular season games and two playoff contests. **1999:** Played in all 16 regular season games (14 starts) ... Finished the year fifth on the team with a career-high 74 tackles and led the squad with 8.5 sacks (-61.0 yards), the second-highest QB takedown total of his career ... Also had five passes defended ... Recorded three tackles, including his first sack as a member of the Dolphins in the season opener at Denver (9/13). Also forced a fumble which Jason Taylor returned four yards for a touchdown ... Tied for the team lead with a season-high nine tackles vs. Buffalo (10/4) ... Recorded five tackles and a sack at Indianapolis (10/10) ... Notched four stops and a sack vs. Tennessee (11/7) ... Had six tackles and a season-high 1.5 sacks vs. New England (11/21), marking the first of five straight games in which he had at least a half sack, getting 5.5 QB takedowns over that span ... Matched his season high with nine tackles, to go along with a sack at Dallas (11/25) ... Tied for the team lead with eight tackles, including half a sack at the N.Y. Jets (12/12) ... Registered four tackles and tied a season-high with 1.5 sacks vs. San Diego (12/19) ... Posted five tackles and a sack in an AFC Wild Card victory at Seattle (1/9/00) ... Posted three tackles and a sack in the AFC Divisional Playoffs at Jacksonville (1/15/00). **At Washington (1995-98):** Played in 42 games (34 starts) during his four seasons in Washington ... Produced 168 tackles (97 solo), 16.5 sacks (-71.5 yards), 11 passes defended, and forced five fumbles ... Fifth-round draft choice (152nd overall) by Washington. **1998:** Spent the entire season on the injured reserve list ... Sustained a torn anterior cruciate ligament in his left knee during the second preseason game at Tennessee (8/15) ... Underwent reconstructive surgery to repair the damage and was placed on injured reserve on August 25th. **1997:** Played in all 16 games, starting 15 games at right tackle ... Finished the year with 61 tackles (43 solo), 2.5 sacks (-13.5 yards), a fumble recovery, a forced fumble and a career-best nine passes defended ... Tackle total ranked eighth on the club ... Amassed a season-high eight tackles at Carolina (8/31) ... Had five tackles and two passes defended vs. Arizona (9/14) ... Had his best outing of the

season vs. Jacksonville (9/28) when he posted six tackles, and 2.0 sacks to tie a career high and a pass defensed ... Recovered a fumble vs. Dallas (10/13) that led to a touchdown ... Did not start at Chicago (11/2) due to recurring back spasms ... Was credited with seven tackles and a pass defensed vs. St. Louis (11/30). **1996:** Started all 16 contests at right defensive end and turned in the most productive season of his NFL career ... Finished with 73 tackles (40 solo), including a team-high and a career-best 11.0 sacks (-49.0 yards) ... That sack tally marked the most by a Redskins defensive lineman since Charles Mann tallied 11.0 in '91 ... Forced a team-high three fumbles and batted down two passes on the year ... Established a career high with 2.0 sacks at the N.Y. Giants (9/15) ... Notched six tackles at St. Louis (9/22) ... Had five tackles, including a sack, at New England (10/13) ... Posted four tackles and a sack vs. Arizona (11/10) ... Came up with seven tackles and a sack at Philadelphia (11/17) ... Recorded five tackles and tied a career high with 2.0 sacks vs. San Francisco (11/24) ... Tied that career mark with 2.0 QB takedowns at Tampa Bay (12/8). **1995:** Appeared in 10 games with three starts as a rookie ... Finished the year with 34 tackles (14 solo), 3.0 sacks and a forced fumble ... Did not see action until the season's seventh week at Arizona (10/15) due to a fractured arm sustained in the team's second preseason game vs. Houston (8/12) ... Registered the first sack of his career, in addition to a forced fumble vs. Philadelphia (11/26) ... Made first career NFL start at the N.Y. Giants (12/10) in place of an injured Sterling Palmer and responded with eight tackles and a sack.


College: Enjoyed a productive collegiate career at Lehigh ... Had his most productive season as a senior when he amassed 36 tackles, five sacks and 10 stops behind the line of scrimmage ... Majored in Graphic Design at Lehigh.

Personal: Lettered two years as a defensive end and tight end at Lincoln High School in Philadelphia, Pa. ... Served as a team co-captain his senior season ... Also lettered in track and wrestling in high school ... Was very involved in community activities during his tenure in Washington ... Spent a great deal of time speaking to children at area schools ... Assisted in building a house in Liberty City for Habitat for Humanity this past offseason ... Full name: Ritchie Darryl Owens ... Married, wife Karen ... The Owens' reside in Davie, Florida.


OWENS' NFL STATISTICS										
Year	Team	G-S	TACKLES			FUMBLES		SACKS No./Yds.	PASSES Defensed	QB Pressures
			Solos	Asst.	Total	Rec.	For.			
1995	Washington	10-3	14	20	34	0	1	3.0/9.0	0	--
1996	Washington	16-16	40	33	73	0	3	11.0/49.0	2	--
1997	Washington	16-15	43	18	61	1	1	2.5/13.5	9	--
1998	Washington	0-0	0	0	0	0	0	0.0/0.0	0	0
1999	Miami	16-14	51	23	74	1	2	8.5/61.0	5	--
2000	Miami	12-3	20	17	37	0	0	0.5/3.0	5	9
Totals		70-51	168	111	279	2	7	25.5/135.5	21	9

POSTSEASON										
Year	Team	G-S	TACKLES			FUMBLES		SACKS No./Yds.	PASSES Defensed	QB Pressures
			Solos	Asst.	Total	Rec.	For.			
1999	Miami	2-2	7	1	8	0	0	1.5/8.0	0	0
2000	Miami	0-0	0	0	0	0	0	0.0/0.0	0	0
Totals		2-2	7	1	8	0	0	1.5/8.0	0	0


SINGLE GAME CAREER HIGHS
Tackles: 10 at Cincinnati (10/1/00)
Sacks: 2.0, four times, last vs. Jacksonville (9/28/97)
Passes Defensed: 2 at Chicago (11/2/97)
Forced Fumbles: 1, seven times, last vs. San Diego (12/19/99)
Fumble Recoveries: 1 vs. Dallas (10/13/97)
 at Dallas (11/25/99)

FAST FACT 

Kansas City has sold out 84 consecutive games, including four playoff contests dating back to the '91 season.

FAST FACT 

The Chiefs have led the NFL in home paid attendance six of the last seven seasons and have led the AFC in that category every year from '94-00.



LARRY PARKER

WIDE RECEIVER - 6-1 - 206

SOUTHERN CALIFORNIA

DRAFT (NO. 4 - 1999)

NFL: 3 (3RD WITH CHIEFS)

BORN: JULY 14, 1976

BAKERSFIELD, CALIFORNIA

GP/GS: (26/0) PLAYOFFS: (0/0)



Pro Career: Third-year wideout expected to compete for increased playing time on offense for the Chiefs ... Could also challenge for the starting job at the club's "X" receiver post left open by WR Sylvester Morris' off-season knee injury ... Should also be in the mix as a return specialist in 2001, owning experience returning both punts and kickoffs for Kansas City ... Continues to improve his overall offensive skills ... Has the size and strength to out-muscle defenders for the ball, but also has the speed to get downfield ... Works hard in practice, runs good routes and should continue to develop as an offensive threat ... Is also a consistent contributor as a coverage man on the specialty units ... Has seen action in 26 regular season NFL contests with Kansas City, seeing duty in all 16 games a year ago after playing in 10 contests as a rookie ... Has returned 15 kickoffs for 303 yards (20.2 avg.) and 10 punts for 101 yards (10.1 avg.) ... Also owns three receptions for 41 yards and 18 special teams tackles ... Gives the Chiefs another connection to Southern California. Although vastly outnumbered by UCLA alums on the Kansas City roster, will be able to share Trojan tales with Chiefs assistant head coach/offensive coordinator Al Saunders who began his coaching career at USC in '70-'71 ... Joined Kansas City as a fourth-round draft selection (108th overall) in '99. **2000:** Played in 16 games on special teams with five punt returns for 50 yards (10.0 avg.) and 14 KO returns for 279 yards (19.9 avg.) ... Was third on the squad with 16 special teams tackles ... Also saw action at WR in eight games, catching three passes for 41 yards (13.7 avg.) ... Had one run for a seven-yard loss, as well ... Returned two punts for 18 yards and had a special teams tackle on punt coverage vs. Indianapolis (9/3) ... Handled punt and KO return duties and appeared on offense at Tennessee (9/10). Returned three KOs for 63 yards (21.0 avg.) with a career-long runback of 27 yards ... Played in a reserve role at WR and on special teams vs. San Diego (9/17), catching his first career pass for eight yards and returning three punts for 32 yards and two KOs for 44 yards. Also had three special teams tackles. Left the game temporarily with a back contusion, but did return ... Saw duty at WR and special teams at Denver (9/24), recording a tackle on KO coverage ... Saw action on special teams and as a reserve at WR vs. Seattle (10/2) ... Tied a career high with three special teams tackles vs. Oakland (10/15) ... Made one stop on punt coverage vs. St. Louis (10/22) ... Saw action on special teams and at WR at Seattle (10/29), collecting one tackle on KO coverage ... Saw action on special teams and at WR at Oakland (11/5), returning five KOs for 90 yards (18.0 avg.) and recording two tackles on KO coverage ... Had one carry for a seven-yard loss and one KO return for 24 yards at San Francisco (11/12) ... Caught a career-high two passes for 33 yards vs. Buffalo (11/19), including a career-long 27-yard catch. Also returned one KO for 17 yards and had one tackle on KO coverage ... Saw action on special teams at San Diego (11/26), at New England (12/4) and vs. Carolina (12/10) ... Made one tackle on KO coverage vs. Denver (12/17) ... Had one KO return for 23 yards at Atlanta (12/24). **1999:** Saw duty in 10 games on special teams and in one game at WR, recording five punt returns for 51 yards and one kickoff return for 24 yards ... Also made three special teams tackles on kickoff coverage ... Was inactive at Chicago (9/12) and vs. Denver (9/19) ... Made his NFL debut vs. Detroit (9/26), recording one tackle on special teams ... Was inactive at San Diego (10/3), vs. New England (10/10) and at Baltimore (10/21) ... Saw punt and kickoff return duty, replacing an injured Tamarick Vanover vs. San Diego (10/31), taking back four punts for 16 yards, while adding one kickoff return for 24 yards. Also saw his lone NFL duty at WR vs. the Chargers ... Replaced an injured Vanover at Indianapolis (11/7), taking back one punt for 35 yards ... Was inactive at Tampa Bay (11/14) ... Had one special teams tackle at Denver (12/5) ... Was inactive vs. Minnesota (12/12) ... Tallied one special teams stop vs. Pittsburgh (12/18) ... Saw duty on special teams at Seattle (12/26) and vs. Oakland (1/2/00), but did not record any stats.

College: Saw action in 46 career games (14 starts) during his four-year college career ... Finished 19th on USC's career receiving list with 78 catches for 1,116 yards (14.3 avg.) with one touchdown ... Also ranked 13th on USC's career punt return chart with 58 returns for 395 yards (6.8 avg.) ... Produced 12 kickoff returns for 191 yards (15.9 avg.), as well as three rushes for 28 yards ... After sitting out '97 with an injury, appeared in all 13 games as a senior in '98 ... Tallied 29

receptions for 580 yards with one TD, good for a team-best 20.0 yards-per-catch average ... Was USC's top punt returner, with 22 runbacks for 91 yards ... Also contributed three carries for 28 yards ... Returned seven kickoffs for a 14.6-yard average, as well ... Led the club with four receptions for a career-best 106 yards against Oregon ... Registered a career-best seven receptions for 68 yards at Stanford ... Redshirted the '97 season after having preseason surgery on his left foot because of a stress fracture and alignment problems ... Appeared in 10 games with one start as a junior ... Finished the year with 10 receptions for 129 yards (12.9 avg.) to go along with six punt returns for 32 yards (5.3 avg.) ... Had arthroscopic surgery to remove cartilage from his left knee after spring drills ... Started all 12 games as a sophomore in '95 ... Had 25 catches to rank third on the team, netting 270 yards for a 10.8-yard average ... Contributed a team-topping 29 punt returns for 266 yards ... His 9.2-yard punt return average ranked second in the Pac 10 ... Also produced one kickoff return for six yards ... Appeared in 11 games as a freshman in '94, all but the season opener vs. Washington ... Served as a backup wide receiver behind Keyshawn Johnson ... Made 14 catches for 137 yards (9.8 avg.) ... Returned four kickoffs for 83 yards (20.8 avg.) and one punt for six yards, as well ... Majored in Public Policy and Management at USC.

Personal: Earned *SuperPrep* All-America first team honors as a senior at Bakersfield (Cal.) High School ... Was also named to the *Cal-Hi Sports* all-state second team and to the *Long Beach Press-Telegram* "Best in the West" first team ... Had 12 receptions and five TDs on offense and made 75 tackles with one interception on defense as a senior ... Also returned a kickoff 93 yards for a TD in his final prep campaign ... Also competed on the track team in the high jump and high hurdles ... Serves as a spokesperson for Youth Friends, a volunteer organization which connects caring adults with youths in schools ... Full name: Larry Parker ... Single ... Resides in Overland Park, Kansas.



PARKER'S NFL STATISTICS



Year	Team	G-S	RECEIVING					RUSHING				
			No.	Yds.	Avg.	LG	TD	No.	Yds.	Avg.	LG	TD
1999	Kansas City	10-0	0	0	0.0	--	0	0	0.0	--	0	
2000	Kansas City	16-0	3	41	13.7	27	0	1	-7	-7.0	-7	0
Totals		26-0	3	41	13.7	27	0	1	-7	-7.0	-7	0

Year	Team	G-S	PUNT RETURNS					KICKOFF RETURNS					
			No.	FC	Yds.	Avg.	LG	TD	No.	Yds.	Avg.	LG	TD
1999	Kansas City	10-0	5	1	51	10.2	35	0	1	24	24.0	24	0
2000	Kansas City	16-0	5	1	50	10.0	17	0	14	279	19.9	27	0
Totals		26-0	10	2	101	10.1	35	0	15	303	20.2	27	0

Additional Stats: Has 19 special teams tackles - three in '99 and 16 in 2000.

SINGLE GAME CAREER HIGHS

Pass Receptions: 2 vs. Buffalo (11/19/00)

Reception Yards: 33 vs. Buffalo (11/19/00)

Long Reception: 27 vs. Buffalo (11/19/00)

Punt Returns: 4 vs. San Diego (10/31/99)

Punt Return Yards: 35 at Indianapolis (11/7/99)

Long Punt Return: 35 at Indianapolis (11/7/99)

Kickoff Returns: 5 at Oakland (11/15/00)

Kickoff Return Yards: 90 at Oakland (11/15/00)

Long Kickoff Return: 27 at Tennessee (9/10/00)

Special Team Tackles: 3 vs. San Diego (9/17/00)

vs. Oakland (10/15/00)



KC WOLF



Since his introduction to Chiefs fans as the club's official mascot in 1989, KC Wolf has quickly become one of the most entertaining performers in all of sport. Whether it's at Arrowhead Stadium on gameday or at any occasion that brings people together, audiences everywhere are guaranteed lots of laughs and smiles when KC Wolf is present. A true global traveler in the mascot kingdom, KC Wolf has performed across the United States and has also made trips to Mexico, Germany and Japan. For more information on how to book KC Wolf for your next event, call him at Arrowhead Stadium at (816) 920-4212.



MARVCUS PATTON

LINEBACKER • 6-2 • 239

UCLA

NFL: 12 (3RD WITH CHIEFS)

UNRESTRICTED FREE AGENT (1999)

BORN: MAY 1, 1967

LOS ANGELES, CALIFORNIA

GP/GS: (176/134) PLAYOFFS: (11/6)



Pro Career: Poised 12th-year pro set to anchor the Chiefs defense from his middle linebacker position for the third consecutive year . . . Not only brought his chiseled physique to Kansas City when he signed as an unrestricted free agent from Washington on April 27th of '99, but also infused the Arrowhead locker room with his commitment to being the very best . . . Earned the club's Derrick Thomas Award as the club's Most Valuable Player in his inaugural season with the club . . . Joined the late Thomas as the only other Chiefs linebacker to be named the club's MVP (Thomas won the honor in both '91 and '94) . . . Achieved another milestone in 2000 by scoring the first touchdown of his distinguished NFL career, hitting paydirt on a 24-yard INT return at San Diego (11/26) . . . The embodiment of professionalism, provides the ultimate example to his teammates of how to work, whether it's in the weight room, in the classroom or on the field . . . Maintains a quiet demeanor, but speaks volumes by the way he carries himself . . . A relentless worker who pushes both himself and his teammates to their maximum potential . . . Patton's stringent year-round workout regimen is largely responsible for his unprecedented durability, particularly when one considers the position he plays . . . Has not missed a single game since entering the league in '90, seeing action in 176 consecutive contests dating back to his rookie campaign with Buffalo . . . Owns a total of 134 starts and has opened 127 of his last 128 games . . . Had a streak of 118 consecutive starts dating back to the '93 season opener snapped last year when the Chiefs opened in a dime defense vs. St. Louis (10/22) . . . Despite coming to the Chiefs with relatively little fanfare, proceeded to pay immediate dividends for the club . . . Set the tone for Kansas City's defense in '99 by producing a career-high 6.5 sacks, racking up a team-high 20 tackles for loss and registering a career-best 14 quarterback pressures . . . Tallied 143 tackles a year ago, marking the eighth consecutive season he had topped the 100-tackle barrier, an even more remarkable feat considering he turned the trick for three different teams during that span . . . Can play any linebacker position, but is most comfortable on the inside . . . Took over the Chiefs MLB spot in '99, facilitating the move of fellow UCLA alum Donnie Edwards to an outside linebacker post . . . Along with Edwards, is part of an ever-growing contingent of former Bruins coaches and players in Kansas City, a list which includes the likes of President Carl Peterson, head coach Dick Vermeil and defensive coordinator Greg Robinson . . . Came to Kansas City after a four-year stint with Washington from '95-98, where he was the Redskins leading tackler three of those four seasons . . . Inaugurated his NFL career with Buffalo from '90-94 before signing with Washington as an unrestricted free agent on February 22nd of '95 . . . Has seen duty in 176 straight regular season games, owning a total of 134 career starts, producing 1,253 tackles (869 solo), 21.5 sacks (-171.0 yards), 13 INTs (85 yards) with one touchdown, 11 fumble recoveries, 15 forced fumbles, 34 passes defended, 62 QB pressures and 55 special teams tackles during his pro tenure . . . During his five-year stay with the Bills, saw duty in 11 postseason contests (six starts) . . . Went to the Super Bowl each of his first four seasons in the league, joining Glenn Parker, Carwell Gardner, Mike Lodish and James Williams as the only NFL players to accomplish that feat . . . Produced a total of 44 tackles (37 solo), a pair of pass deflections and one QB pressure in his 11 games of playoff action . . . Originally entered the league as an eighth-round selection (208th overall) of Buffalo in the '90 NFL Draft, a draft in which the Bills also tabbed Parker in the third round. **At Kansas City (1999-00):** Has seen action in 32 games for the Chiefs starting 31 of the contests . . . Has totaled 178 tackles (107 solo) from his middle linebacker position to go along with three interceptions (39 yards) with one TD, 7.5 sacks (-48.0 yards), 19 quarterback pressures and nine passes defended . . . Has also recorded four fumble recoveries and four forced fumbles. **2000:** Played in all 16 games at MLB with 15 starts, captaining the Chiefs defense along with CB James Hasty . . . Ranked second on the team with 143 tackles (112 solo), trailing only Edwards (151) . . . Added two forced fumbles, a fumble recovery, 1.0 sack (-9.0 yards), six passes defended, five QB pressures and two INTs, one of which he returned for a 24-yard TD return . . . Had three stops vs. Indianapolis (9/3) and forced an RB Edgerrin James fumble which Hasty recovered on the Chiefs 10-yard line to stop the Colts opening drive . . . Totaled

12 tackles (10 solo) at Tennessee (9/10) ... Led the team with six tackles and recovered a Moses Moreno fumble vs. San Diego (9/17) ... Collected a team-high 12 tackles (nine solo), one QB pressure, a forced fumble and intercepted a Gus Frerotte pass which he returned 15 yards with 1:40 remaining in the game vs. Denver (9/24) to seal the 23-22 victory ... Posted a season-high 14 solo tackles and two passes defended vs. Seattle (10/2) ... Recorded eight tackles vs. Oakland (10/15) ... Had a string of 118 consecutive starts dating back to the '93 season opener snapped vs. St. Louis (10/22) when the team opened the game in its dime package ... Gathered a team-high eight tackles at Seattle (10/29) ... Registered a team-high 12 tackles (nine solo) and one QB pressure at Oakland (11/5) ... Had nine tackles, one QB pressure and one pass defended at San Francisco (11/12) ... Compiled seven tackles (six solo) and one pass defended vs. Buffalo (11/19) ... Returned a Ryan Leaf INT 24 yards for his first NFL TD and posted a team-high nine tackles and one QB pressure at San Diego (11/26) ... Totaled 12 stops (eight solo), one QB pressure and 1.0 sack (-9.0 yards) of Drew Bledsoe at New England (12/4) ... Credited with 10 tackles vs. Carolina (12/10) ... Collected seven tackles vs. Denver (12/17) ... Had 12 tackles (10 solo) and two passes defended at Atlanta (12/24). **1999:** Started all 16 games at middle linebacker, earning team MVP honors for his efforts ... Ranked second on the squad with 135 tackles (95 solo), trailing only Edwards, who had 143 stops ... Posted a career-high 6.5 sacks (-39.0 yards) and registered his first two-sack contest ... Added one INT, a career-best 14 QB pressures, three passes defended, two forced fumbles ... Also tied Reggie Tongue and Cris Dishman for the team lead with three fumble recoveries ... Was one of seven defensive starters to open all 16 games ... Tallied seven games with 10 or more tackles ... Incredibly, saw duty on all of Kansas City's 1,078 defensive snaps from his middle linebacker position ... Saw his first duty in a Chiefs uniform, captaining the defense at Chicago (9/12) and collecting nine tackles ... Produced 11 tackles vs. Denver (9/19) ... Got his first sack as a Chief, taking down Charlie Batch for an eight-yard loss vs. Detroit (9/26) ... Enjoyed a monster game at San Diego (10/3), collecting a career-high 2.0 sacks at San Diego (10/3) - one of Jim Harbaugh (-8.0 yards) and one of Erik Kramer (-10.0 yards) - got an INT off Erik Kramer (no return) and had a team-high 10 tackles ... Posted six tackles, two QB pressures and recovered a Terry Allen fumble vs. New England (10/10) ... Recorded 11 tackles at Baltimore (10/21) ... Had half a sack of Harbaugh (-0.0 yards) and a QB pressure vs. San Diego (10/31) ... Posted eight tackles at Indianapolis (11/7) and recovered a Peyton Manning fumble at the Chiefs four-yard line ... Captained the defense and tied for the team lead with 11 stops at Tampa Bay (11/14) ... Recovered a Jon Kitna fumble vs. Seattle (11/21) ... Produced nine tackles, a sack of Rich Gannon (-8.0 yards) and forced a Gannon fumble at Oakland (11/28) ... Forced a Hines Ward fumble, recorded a sack of Mike Tomczak (-1.0 yard) and posted 11 tackles vs. Pittsburgh (12/18) ... Tallied 10 tackles, a half sack of Kitna (-1.0 yard) and one QB pressure at Seattle (12/26) ... Recorded 10 tackles, a half sack of Gannon (-3.0 yards), one QB pressure and one pass defended vs. Oakland (1/2/00). **At Washington (1995-98):** Started all 64 games of his career with the Redskins, producing over 160 tackles all four seasons with the club, including 100+ solo tackles each of those seasons ... Recorded an incredible 709 tackles (481 solo) in Washington, an average of 177 per year ... Also contributed 10.5 sacks (-87.0 yards), six INTs, four fumble recoveries, 11 forced fumbles and 30 QB pressures ... Was on the field for 4,417 of Washington's 4,436 defensive snaps (99.6%) from '95-98. **1998:** Started all 16 games for the sixth consecutive season and played on all but 19 of Washington's defensive snaps at middle linebacker ... Led the club with a career-high 192 tackles (137 solo) ... Also added 3.0 sacks, a fumble recovery, a forced fumble and 10 QB pressures ... Tied a career best with six passes defended, as well ... Had 10 or more stops in 13 games and topped the 15-tackle barrier five times ... Led the team in tackles in six contests ... Tallied 15 tackles (11 solo) in the season-opener at the N.Y. Giants (9/6) ... Had 16 stops vs. Dallas (10/5) ... Produced 11 tackles and a career-high four QB pressures at Philadelphia (10/11) ... Got a team-high 11 tackles, two QB pressures, a sack and a forced fumble at Arizona (11/8) ... Registered a season-high 17 tackles vs. Philadelphia (11/15) ... Added 15 stops vs. Tampa Bay (12/19). **1997:** Moved inside to the middle linebacker post prior to the start of the season and flourished at that position ... Opened all 16 games at MLB, playing on every defensive snap and finishing the year second on the team in total tackles with 175, which included a team-high 132 solo stops ... Set career highs with 4.0 sacks and 13 quarterback hurries ... Recorded two interceptions and four passes defended ... Led the team in forced fumbles with four and recovered one fumble ... Named the Redskins Miller Lite Player of the Year and earned the NFLPA's Unsung Hero Award ... Had double-digit stops in 12 different games ... Recorded a team-high 12 tackles at Carolina (8/31) ... Had a monster game vs. Arizona (9/14), accounting for a career-high 19 total tackles, including 15 solo stops and a QB hurry ... In the rematch at Arizona (12/7) came up with a key sack of Jake Plummer, forcing a fumble which preserved a 38-28 win. **1996:** Started all 16 games at outside linebacker, taking all 1,181 of the Redskins defensive snaps ... The club's tackle leader for the second straight season with 181 total stops (105 solo) ... Produced 10+ tackles on eight different occasions ... Added a pair of sacks, four quarterback hurries, six passes defended, two interceptions, two forced fumbles, and one fumble recovery ... Had 17 stops in the season-opener vs. Philadelphia (9/1) ... Recorded a season-high 18 tackles at Buffalo (11/3). **1995:** Started all 16 games at outside linebacker and was Washington's only defensive player to play every down (1,117

snaps) ... Led the team with 161 tackles (107 solo) ... Had a hand in seven turnovers netting two interceptions, a team-leading four forced fumbles and one fumble recovery ... Best effort of the season came at St. Louis (12/17) with 17 total tackles, two forced fumbles, including one that was recovered by defensive end Tony Woods for a touchdown that secured a 35-23 victory. **At Buffalo (1990-94):** Played in 80 regular season contests (39 starts) during five seasons with Buffalo ... Produced 266 tackles (181 solo), 3.5 sacks (-36.0 yards), four INTs for eight yards, three fumble recoveries, 11 passes defended and 13 QB pressures ... Saw duty in 11 playoff contests (six starts) and was a member of all four of the Bills Super Bowl squads, totaling 44 tackles (37 solo), a pair of pass deflections and a QB pressure. **1994:** Started all 16 games for the second straight season ... Was the Bills second-leading tackler with 101 stops (68 solo) ... Added a pair of INTs, five passes defended, two QB pressures and a special teams tackle ... Helped the Bills improve from 21st in the NFL against the run in '93 to eighth in '94 ... Had a season-high 14 tackles vs. Indianapolis (10/14) ... Intercepted a Dan Marino pass at the goal line in the fourth quarter to help preserve a 42-31 win at Miami (12/4). **1993:** Moved from outside linebacker to an inside position, but still started all 16 games for the first time in his career ... Produced the first 100-tackle season of his career with 118 total takedowns (76 solo) ... Came up big in the turnover department with two interceptions, three fumble recoveries and two forced fumbles ... Added six special teams stops, as well ... Nabbed his first career INT off Phil Simms and added 13 tackles in a 17-13 win vs. the N.Y. Giants (10/3) ... Got a sack at Pittsburgh (11/15) ... Led the club with 13 tackles in the AFC Divisional Playoffs vs. the L.A. Raiders (1/15/94) ... Had six stops and a pass defended in the AFC Championship Game vs. Kansas City (1/23/94) ... Produced seven tackles in Super Bowl XXVIII vs. Dallas (1/30/94). **1992:** Played in all 16 games at left outside linebacker, starting five of the last eight regular season games ... Finished the year with 25 tackles (20 solo), a pair of sacks, a pass defended, four QB pressures and 13 special teams takedowns ... Had a season-best six tackles vs. Pittsburgh (11/8) ... Started three of the Bills' four postseason games, getting 17 tackles (16 solo), a pass deflection and a QB hurry ... Had seven solo tackles in Super Bowl XXVII vs. Dallas (1/31/93). **1991:** Played in all 16 games with a pair of starts ... Registered 10 tackles, two QB pressures and eight special teams stops ... Got his first NFL start vs. Pittsburgh (9/8) at left outside linebacker when the Bills went to an unusual 2-5 alignment ... Also started the next week at the N.Y. Jets (9/15) ... Played in all three of the club's postseason contests ... Credited with one tackle in Super Bowl XXVI vs. Washington (1/26/92). **1990:** Saw duty in all 16 games as a rookie ... Concluded the year with 12 tackles, half a sack, a QB pressure and a career-best 27 special teams stops ... Named to *Pro Football Weekly's* all-rookie team ... Suffered a broken leg on the opening kickoff of the AFC Divisional Playoffs vs. Miami (9/16) ... On the roster for Buffalo's Super Bowl XXV appearance vs. the N.Y. Giants (1/27/91).

College: Was recruited by Cal-State Fullerton and San Diego State, but after being accepted at UCLA, he made the team as a walk-on ... Became a full-time starter as a senior in '89 and led the team with 11.0 sacks ... Was a *Sporting News* honorable mention All-America and a second team All-Pac 10 pick his final season when he tallied 106 tackles (66 solo) and one INT ... Earned Pac-10 All-Academic honorable mention three times ... Finished his career at UCLA with 197 tackles (116 solo), 11.5 sacks and a pair of interceptions ... Had 53 tackles, had a sack and one INT as a junior in '88 ... Produced 20 tackles as a sophomore and 18 stops as a freshman ... Earned a degree in Political Science from UCLA.

Personal: Prepped at Leuzinger High School in Lawndale, California ... His father, Ray, was a Los Angeles police officer who was killed in the line of duty during a drug arrest in '76. Patton was only nine years old at the time of his father's death ... Marcus received his unique first name from his late father. "My father liked Marcus, but he wanted me to be a little different, so he put the 'v' in there. I guess it worked, I'm the only Marcus I know." ... His mother, Barbara, played for the L.A. Dandelions of the National Football Women's League from '72-76. It was a full-contact football league with practice four nights a week. Players were paid \$25 a game. Patton's mother once split another woman's helmet while making a tackle. She currently works for the federal government's General Services Administration ... Hopes to someday pursue a career as a lawyer following his playing career ... Was selected in '97 as having the NFL's third best physique by *Muscle and Fitness Magazine* ... Full name: Marcus Raymond Patton (pronounced MARV-cus) ... Single ... Resides in Clifton, Virginia.

BEST AFC HOME RECORDS
1990-00

Team	Record
1. Kansas City	68-20 (.772)
2. Denver	66-20 (.750)
3. Buffalo	65-23 (.739)
4. Pittsburgh	62-26 (.705)
5. Miami	60-28 (.682)

BEST AFC RECORDS
1990-00

Team	Record
1. Buffalo	111-65 (.631)
2. Kansas City	109-67 (.619)
3. Miami	106-70 (.602)
4. Denver	105-71 (.597)
5. Pittsburgh	102-74 (.580)



PATTON'S NFL STATISTICS



Year	Team	G-S	TACKLES			SACKS No./Yds.	INTs No./Yards	FUMBLES		PASSES Rec. For.	QB Defensed Pressures	
			Solos	Asst.	Total			Rec.	For.			
1990	Buffalo	16-0	8	4	12	0.5/9.0	0/0	0	0	0	1	
1991	Buffalo	16-2	9	1	10	0.0/0.0	0/0	0	0	0	2	
1992	Buffalo	16-5	20	5	25	2.0/17.0	0/0	0	0	1	4	
1993	Buffalo	16-16	76	42	118	1.0/10.0	2/0	3	0	5	4	
1994	Buffalo	16-16	68	33	101	0.0/0.0	2/8	0	0	5	2	
1995	Washington	16-16	107	54	161	1.5/9.0	2/7	1	4	2	3	
1996	Washington	16-16	105	76	181	2.0/18.0	2/26	1	2	6	4	
1997	Washington	16-16	132	43	175	4.0/35.0	2/5	1	4	0	13	
1998	Washington	16-16	137	55	192	3.0/25.0	0/0	1	1	6	10	
1999	Kansas City	16-16	95	40	135	6.5/39.0	1/0	3	2	3	14	
2000	Kansas City	16-15	112	31	143	1.0/9.0	2/39	1	2	6	5	
Totals			176-134	869	384	1,253	21.5/171.0	13/85	11	15	34	62

Additional Stats: Scored a touchdown on a 24-yard interception return at San Diego (11/26/00). Has 55 career special teams tackles – 27 in '90, eight in '91, 13 in '92, six in '93 and one in '94.

POSTSEASON

Year	Team	G-S	TACKLES			SACKS No./Yds.	INTs No./Yards	FUMBLES		PASSES Rec. For.	QB Defensed Pressures	
			Solos	Asst.	Total			Rec.	For.			
1990	Buffalo	1-0	0	0	0	0.0/0.0	0/0	0	0	0	0	
1991	Buffalo	3-0	1	0	1	0.0/0.0	0/0	0	0	0	0	
1992	Buffalo	4-3	16	1	17	0.0/0.0	0/0	0	0	1	1	
1993	Buffalo	3-3	20	6	26	0.0/0.0	0/0	0	0	1	0	
Totals			11-6	37	7	44	0.0/0.0	0/0	0	0	2	1

Additional Stats: Had three special teams tackles in '91.

SINGLE GAME CAREER HIGHS

Tackles: 19 (15 solo) vs. Arizona (9/14/97)

Sacks: 2.0 at San Diego (10/3/99)

Interceptions: 1, 12 times, last at Denver (9/24/00)

Fumble Recoveries: 1, 11 times, last vs. San Diego (9/17/00)

Forced Fumbles: 2 at St. Louis (12/17/95)

Passes Defensed: 2, several times, last at Philadelphia (10/11/98)

QB Pressures: 4 at Philadelphia (10/11/98)

STREAKS AND MILESTONES: Has played in 176 consecutive regular season games. Had a string of 118 consecutive starts snapped vs. St. Louis (10/22/00) when the team opened in a six-defensive back package. Has eight consecutive 100-tackle campaigns.



JOE PEREZ

WIDE RECEIVER - 6-0 - 202

MURRAY STATE

FREE AGENT (2000)

NFL: 2 (2ND WITH CHIEFS)

BORN: MAY 21, 1977

OVERLAND PARK, KANSAS

GP/GS: (0/0) PLAYOFFS: (0/0)



Pro Career: Local receiver making his second bid for a spot on Kansas City's roster ... Made an impressive showing at camp a year ago before a knee injury ended his season ... Spent the entire year on the injured reserve ... Honed his skills with the Rhein Fire of NFL Europe this spring ... Originally entered the NFL as a rookie free agent with the Chiefs in 2000. **NFL Europe (2001):** Appeared in three games for the Scottish Claymores and five games with the Rhein Fire ... Caught two passes for 33 yards for the Claymores and had one catch for six yards for the Fire. **2000:** Had one catch for seven yards in the preseason before suffering a season-ending knee injury vs. Jacksonville (8/19) ... Was placed on injured reserve on August 22nd where he spent the remainder of the season.

College: Hauled in 100 receptions for 1,400 yards (13.8 avg.) and scored six TDs during his two-year stint with Murray State ... Registered 64 receptions for 920 yards (14.3 avg.), scoring a career-high six TDs as a senior in '99 ... Racked up a pair of 100-yard games for the Racers, including a 10-catch, 202-yard outburst at Southern Illinois ... Finished second on the team in receiving with 36 catches for 480 yards (13.3 avg.) as a junior ... Played two years at Coffeyville Community College in Coffeyville, Kansas ... Selected All-Conference in '97 ... Transferred to Kansas State before transferring to Murray State for the '99 season ... Majored in International Business at Murray State.

Personal: An All-State and All-Metro selection at Bishop Miege High School in Kansas City ... Voted as the Hispanic Athlete of the Year and was also a Blue Chip All-American following his senior year at Bishop Miege ... Also lettered four years in baseball, track and basketball ... Full name: Joseph Jude Perez ... Single ... Resides in Overland Park, Kansas.



TODD PETERSON

KICKER - 5-10 - 177

GEORGIA

FREE AGENT (2000)

NFL: 7 (2ND WITH CHIEFS)

BORN: FEBRUARY 4, 1970

WASHINGTON, D.C.

GP/GS: (93/0) PLAYOFFS: (1/0)



Pro Career: Solid kicking specialist entering his first full season in Kansas City after joining the club midway through the 2000 campaign ... Expected to add kickoff chores to his duties for the Chiefs in 2001 after working exclusively on placements a year ago ... Ranks as the eighth-most accurate kicker in NFL history entering the 2001 season, owning an 80.3 FG make percentage, connecting on 143 of his 178 career FG attempts with the Cardinals, Seahawks and Chiefs ... Signed with Kansas City as a free agent on October 11th of 2000 ... Joined the Chiefs after a preseason groin injury curtailed his career with the Seahawks ... Was released by Seattle on August 27th and spent the first part of the 2000 campaign rehabbing that injury ... Came on strong down the stretch for Kansas City a year ago, hitting nine of his final 10 field goal attempts for the Chiefs ... Since '97, has actually posted a higher FG percentage kicking outdoors than indoors. Has connected on 47 of 58 FGs (.811) in outdoor stadiums over that span, compared to a 43 of 54 mark (.796) in domed stadiums ... Owns experience in 93 career NFL contests, scoring at least one point in all of those games ... Is 49 of 72 (.680) on FG attempts of 40 or more yards during his career ... Has totaled 635 points in those 93 contests, hitting all 206 of his PATs in addition to 143 made field goals ... Also owns one career postseason appearance, getting a 50-yard FG and a pair of PATs with the Seahawks in '99 ... Joined the Chiefs after a stellar five-year stint in Seattle, where he saw duty in 82 contests ... Still ranks as the most accurate FG kicker in Seahawks history after connecting on 126 of 154 field goal attempts for that club, good for an 81.8 make percentage ... Joined Seattle as a free agent on January 17th of '95 after a two-game stint with Arizona during the '94 campaign ... Signed with the Cardinals on October 12th of '94 to spell an injury to Greg Davis and was released on October 24th ... Went to camp with Atlanta in '94, but was waived on August 29th ... Inked to the Patriots practice squad on November 30th of '93 and spent a week with that club ... Originally entered the NFL as a seventh-round draft choice (177th overall) of the N.Y. Giants, but was released on August 24th. **At Kansas City (2000):** Handled placement duties in 11 games, connecting on 15 of 20 FGs (75.0%) and 25 of 25 PATs for a team-high 70 points ... Hit one of two FGs (27 yards) and two of two PATs in his Chiefs debut vs. Oakland (10/15) ... Had a season-high 12 points vs. St. Louis (10/22), connecting on FGs of 34 and 20 yards, in addition to tying a career high by nailing six of six PATs ... Hit a 37-yard FG attempt and three PATs at Seattle (10/29) ... Made a 28-yard FG and four PATs at Oakland (11/5) ... Connected on a 19-yard FG vs. Buffalo (11/19), but had a 35-yard attempt blocked ... Hit three of three FGs (39, 34 and 30 yards) and one PAT at San Diego (11/26) ... Hit a 42-yard FG at New England (12/4), his longest make as a member of the Chiefs ... Hit FG attempts from 35, 24 and 33 yards vs. Carolina (12/10), the last of which provided the game-winning score with 3:51 remaining in a 15-14 fourth-quarter comeback victory vs. the Panthers ... Was true on FGs of 40 and 27 yards vs. Denver (12/17). **At Seattle (1995-99):** Scored 555 points on 126 of 154 (.818) FGs and 177 of 177 PATs in 80 contests ... Holds the Seahawks career records for most consecutive PATs (177), career FG percentage (.818) and owns a club-best 80-game scoring streak ... Also owns

numerous single-season Seattle kicking records, including scoring (134 points), made FGs (34), FG attempts (40), FG percentage (.850) and most consecutive FGs (16) ... Ranks second in franchise annals with 126 career field goals made, trailing Norm Johnson's team mark of 159 field goals ... Is the only kicker in club history with 100+ point seasons ('95-97) ... Hit a 50-yard FG and two PATs in his lone playoff contest with the club in '99. **1999:** Played in all 16 games for the fifth consecutive season ... Set team single-season records in scoring (134 points), FGs made (34), FG attempts (40), and highest FG percentage (.850) ... Hit all 32 of a possible 32 PATs ... Placed third in the NFL in scoring, trailing only Mike Vanderjagt (145) - Indianapolis and Olindo Mare (144) - Miami ... Mare (46) was the only NFL kicker who attempted more FGs than Peterson (40) on the year ... Extended his club record scoring streak to 80 straight games furthering his margin over Norm Johnson's second place total of 48 games ('85-89) ... Had a career-high five field goals on six attempts at Pittsburgh (9/26), scoring a career-high 17 points. Hit kicks of 45, 51, 41, 26 and 38 yards, while missing a 30-yard attempt vs. the Steelers. That 51-yard FG was his longest of the year ... Nailed a franchise-record string of 16 consecutive field goals beginning with a 40-yard kick vs. Buffalo (10/24) and ending with a 48-yard miss vs. San Diego (12/12) ... Connected on his only field goal attempt, a 50-yard bomb, in an AFC Wild Card match-up vs. Miami (1/9/00). **1995:** Handled the kicking duties in all 16 games ... Finished the season just two points shy of his fourth consecutive 100-point campaign with 98 points ... Connected on 19 of 24 FGs (.792) and 41 of 41 PATs ... Got a season-long 51-yard FG vs. Arizona (9/13) and tied a season-high with nine points ... Moved into second place on Seattle's all-time field goal list with his 92nd FG vs. San Diego (10/25), surpassing John Kasay's total of 82 established from '91-94. Also tied a season-high with nine points vs. the Chargers ... Nailed a 50-yard field goal with three seconds remaining in the first half vs. Tennessee (11/29) and booted a 48-yarder with one second remaining in the game for a 20-18 victory ... Added nine points vs. Indianapolis (12/20). **1997:** Produced 103 points in 16 games, establishing a franchise record by topping the century mark for a third consecutive season ... Recorded a franchise record third consecutive 100-plus point season, with 103 points in 16 games ... Hit 22 of 28 FG attempts (.786) and 37 of 37 PAT attempts ... Had a streak of 13 straight FGs dating back to '96 snapped vs. Kansas City (9/28) when he missed a career-long 58-yard attempt as time expired in regulation ... Had four field goals vs. Oakland (10/26) and added four PATs for 15 points ... Drilled a season-long 52-yard FG at Denver (11/2). **1996:** Saw duty in all 16 games, scoring 111 points on 28 of 34 FGs (.824) and 27 of 27 PATs ... Broke Norm Johnson's team record of 110 points ('84) and Kasay's record of 25 field goals ('91). Peterson would later surpass both records again in '99 ... Joined Johnson ('83-84) as the only other kicker in franchise history with back-to-back 100+ point seasons ... Hit nine of 10 FGs on the road, including a perfect six of six outdoors ... Was four of four on FGs vs. San Diego (10/27) ... Had three FGs vs. Houston (11/3) ... Connected on a career-long 54-yard FG vs. Minnesota (11/10) ... Hit three FGs at Detroit (11/17) ... Delivered a 52-yard field goal as time in the first half expired at Oakland (12/22). **1995:** Played in all 16 games for the first time in his career, scoring 109 points on 23 of 28 FGs (.821) and 40 of 40 PATs ... Made his final 11 field goal attempts of the season ... Was 17 of 19 on FGs in the Kingdome, including his last 15 ... Four of his five missed field goals came from beyond 43 yards with two from 52 and 53 yards ... Averaged 65.3 yards on each of his 74 kickoffs with eight touchbacks and nine others that reached the end zone ... Hit a season-long 49-yard FG in the season opener vs. Kansas City (9/3) ... His 38-yard FG was the difference in a 24-21 win vs. Cincinnati (9/17) ... Hit three of three FGs vs. the N.Y. Giants (11/5), including a game-winning 32-yarder with 1:27 remaining in a 30-28 victory ... Attempted and made a career-high six PATs at Jacksonville (11/12) ... Connected on three of three FGs at Washington (11/19) in a 27-20 win ... Connected on four FGs in a 26-14 win vs. Philadelphia (12/3), earning AFC Special Teams Player of the Week honors ... Was five of five for FGs vs. Oakland (12/17). **At Arizona (1994):** Played in two games in place of an injured Greg Davis, hitting two of four FGs and four of four PATs for 10 points ... Booted a 29-yard FG with 4:56 left in OT for a 19-16 win at Washington (10/16) after hitting a 35-yard FG earlier in the game ... Added three PATs the following week vs. Dallas (10/23).

College: Played his last two seasons at the University of Georgia after playing his first two at the United States Naval Academy ... Finished his career with 135 points on 19 of 27 field goals and 78 of 80 point after touchdowns ... Was 13 of 16 on field goals and 41 of 42 on PATs for 80 points as a senior ... Was selected first-team Academic All-America as a senior ... Graduated with a degree in Finance and has been accepted to the University of Georgia School of Law.

Personal: Played his senior season at Valdosta High School in Valdosta, Georgia, after attending The Walwood School in Valdosta, where he lettered in football, basketball, baseball, and track ... Scored 84 points as a senior on 10 of 14 field goals and 54 of 55 PATs ... Had a long field goal of 48 yards ... Todd and his wife, Susan, devote much of their time to Young Life, a Christian youth outreach where Susan worked from '94-98 ... Was also on the advisory committee for the '97 Seattle/King County Leadership Prayer Breakfast ... Contributed to the Camp Fire Boys and Girls Clubs and Young Life for each field goal made while with Seattle and hosted a football camp to benefit Camp Fire, from '96-99 ... Was nominated for the Seahawks NFL Man of the Year Award ('96) and the club's Byron "Whizzer" White Award (97) ... Has also hosted a kicking camp for the University of Georgia since '96 ... Full name: Todd Peterson ... Married, wife Susan, with daughter, Hannah (3) and son, Zach (1) ... The Petersons reside in Duluth, Georgia.



PETERSON'S NFL STATISTICS



SCORING

Year	Team	G-S	FGM	FGA	Pct.	LG	PATs	Points
1994	Arizona	2-0	2	4	.500	35	4-4	10
1995	Seattle	16-0	23	28	.821	49	40-40	109
1996	Seattle	16-0	28	34	.824	54	27-27	111
1997	Seattle	16-0	22	28	.786	52	37-37	103
1998	Seattle	16-0	19	24	.792	51	41-41	98
1999	Seattle	16-0	34	40	.850	51	32-32	134
2000	Kansas City	11-0	15	20	.750	42	25-25	70
Totals		93-0	143	178	.803	54	206-206	635

FIELD GOAL ACCURACY

Year	Team	11-19	20-29	30-39	40-49	50+	Total	Pct.
1994	Arizona	0-0	1-1	1-1	0-2	0-0	2-4	.500
1995	Seattle	1-1	5-5	9-10	8-10	0-2	23-28	.821
1996	Seattle	0-0	11-13	7-7	8-11	2-3	28-34	.824
1997	Seattle	0-0	9-9	7-9	5-7	1-2	22-28	.786
1998	Seattle	0-0	7-7	4-5	5-5	3-7	19-24	.792
1999	Seattle	1-1	10-10	8-11	14-16	1-2	34-40	.850
2000	Kansas City	1-1	5-5	7-9	2-5	0-0	15-20	.750
Totals		3-3	48-50	43-52	42-56	7-16	143-178	.803

Postseason: Hit two PATs and a 50-yard FG vs. Miami (1/9/00).

SINGLE GAME CAREER HIGHS

Field Goals Attempted: 6 at Pittsburgh (9/26/99)

Field Goals Made: 5 at Pittsburgh (9/26/99)

Consecutive Field Goals Made: 16 (10/24/99-12/12/99)

Longest Field Goal Made: 54 vs. Minnesota (11/10/96)

Longest Field Goal Attempted: 58 at Kansas City (9/28/97)

PATs Attempted: 6 at Jacksonville (11/12/95)

vs. St. Louis (10/22/00)

PATs Made: 6 at Jacksonville (11/12/95)

vs. St. Louis (10/22/00)

Points: 17 at Pittsburgh (9/26/99)

STREAKS & MILESTONES: Has a 93-game scoring streak and has connected on all 206 PATs attempted in his career. Needs seven more games to make his 100th regular season NFL game appearance.

NFL LEADERS CAREER FG PERCENTAGE

Player	Team	FG %	Makes-Attempts
1. Ryan Longwell	Green Bay	84.7	111-131
2. Olindo Mare	Miami	83.6	117-140
3. Mike Hollis	Jacksonville	83.1	157-189
4. John Carney	--	80.9	263-325
5. Matt Stover	Baltimore	80.9	273-293
6. Adam Vinatieri	New England	80.5	136-169
7. Jason Hansen	Detroit	80.4	218-271
8. Todd Peterson	Kansas City	80.3	143-178
9. Doug Brien	--	80.1	145-181
10. John Kasay	Carolina	80.0	208-260
Jeff Wilkins	St. Louis	80.0	124-155



DERRICK RANSOM

DEFENSIVE END - 6-3 - 311

CINCINNATI

DRAFT (NO. 6 - 1998)

NFL: 4 (4TH WITH CHIEFS)

BORN: SEPTEMBER 13, 1976

INDIANAPOLIS, INDIANA

GP/GS: (27/0) PLAYOFFS: (0/0)



Pro Career:

Dependable and versatile defensive lineman entering his fourth season with the Chiefs in 2001 ... Is expected to shift to the left defensive end post behind Eric Hicks this season after working primarily at defensive end and on special teams during his first three seasons with the club ... Rotated into the lineup as a reserve at both end and tackle a year ago and appears to have found his niche on the outside of Kansas City's defensive front ... Despite seeing limited action on defense, has always given the club quality snaps when he has been called upon ... Played both tackle and end in college, giving him plenty of experience juggling the responsibilities of both spots, an attribute which has made him a valuable commodity in Kansas City ... Continues to hone his technique and is a frequent visitor to the film room ... Made the club as a sixth-round draft choice in '98 and has played in 27 games for Kansas City over the past three seasons ... Has seen action in 10 games apiece the past two years after playing in seven games as a rookie in '98 ... The bulk of his special teams action has come as a member of the kickoff return unit ... Owns three tackles on defense, a sack (-9.0 yards) and two QB pressures ... Joined the Chiefs as the club's sixth-round selection (181st overall) in the '98 NFL Draft. **2000:** Played in 10 games, totaling two solo tackles and one QB pressure ... Was inactive vs. Indianapolis (9/3) and at Tennessee (9/17) ... Saw first action of the year on defense vs. San Diego (9/17), making one solo tackle after seeing reserve action at both DT and DE ... Saw reserve action at DE at Denver (9/24), vs. Seattle (10/2) and Oakland (10/15) ... Recorded one QB pressure vs. St. Louis (10/22) ... Collected one solo tackle at Seattle (10/29) ... Saw reserve duty at DE at Oakland (11/5) and at San Francisco (11/12) ... Was inactive vs. Buffalo (11/19), at San Diego (11/25) and at New England ... Saw reserve action at DT vs. Carolina (12/10) ... Saw action on special teams vs. Denver (12/17) ... Was inactive at Atlanta (12/24). **1999:** Served on special teams in 10 games ... Also saw reserve duty in seven games at left defensive tackle, recording 1.0 sack and a QB pressure ... Was inactive for five contests ... Saw reserve duty at DT and on special teams at Chicago (9/12), vs. Detroit (9/26) and at San Diego (10/3) ... Posted his first career sack on Drew Bledsoe (-9.0 yards) vs. New England (10/10) ... Collected one QB pressure at Baltimore (10/21) ... Was inactive vs. San Diego (10/31) ... Saw reserve duty at DT and on special teams at Indianapolis (11/7) and at Tampa Bay (11/14) ... Was inactive vs. Seattle (11/21), vs. Minnesota (12/12), vs. Pittsburgh (12/18), at Seattle (12/26) and vs. Oakland (1/2/00). **1998:** Saw action on the kickoff return team in seven contests and was credited with one fair catch of a kickoff ... Also played in one game on defense, recording one tackle ... Inactive for the club's other nine contests ... Made a fair catch on a short kickoff in season opener vs. Oakland (9/6) ... Played on the kickoff return team at Jacksonville (9/13), at Philadelphia (9/27), at San Diego (11/22), vs. Dallas (12/13), at the N.Y. Giants (12/20) ... Logged his first career tackle in his first NFL action as a defensive lineman at Oakland (12/26). Also saw duty against the Raiders on the kickoff return unit.

College:

A mainstay on the University of Cincinnati defensive line for four seasons ... Played in 44 of a possible 44 games for the Bearcats, starting 39 of those contests ... Finished his career with 161 tackles (106 solo), 15.0 sacks (-72.0 yards), two fumble recoveries, five forced fumbles and 26 tackles for loss ... Started all 11 games at weakside defensive end as a senior in '97 and was a second team All-Conference USA selection ... Recipient of the club's John Pease Award presented to the club's top defensive lineman for the second straight year ... Recorded 47 tackles (34 solos) to lead all Bearcat linemen ... Added 6.0 sacks (-26.0 yards), in addition to 10 tackles for loss and one forced fumble ... Collected a career-high 11 tackles (seven solo) against Southern Mississippi ... Opened all 11 games at right defensive tackle as a junior, finishing the year with a career-best 63 tackles (41 solo) ... Also contributed 6.0 sacks (-35.0 yards), 11 tackles for loss and two fumble recoveries ... Played in all 11 contests as a sophomore, starting nine of the those outings at right defensive tackle ... Concluded the year with 21 tackles (14 solos), 2.0 sacks (-7.0 yards), four tackles behind the line of scrimmage and three forced fumbles ... Named to the Conference USA Commissioner's Academic Honor Roll ... In the line-up for all 11 games as a true

freshman, starting eight contests ... Concluded the season with 30 tackles (17 solos) and a sack (-4.0 yards) ... Originally recruited as a tight end, but moved to the defensive line in fall drills ... Graduated with a degree in Finance.

Personal: A three-time letterman at Lawrence Central High School in Indianapolis ... An All-Central Suburban Athletic Conference and All-Marion County pick ... Had 22 catches for 455 yards and three touchdowns at tight end as a senior ... Also a three-time letterman in basketball, averaging 10.2 points and 11.5 rebounds per game ... Member of the National Honor Society ... Enjoys playing chess and the guitar ... Completed an internship with Commerce Bank during the 2000 off-season and interned at the Bank of Blue Valley during the off-season this year ... Full name: Derrick Wayne Ransom, Jr. ... Married, wife Karen with a daughter, Kailah (2) ... The Ransoms reside in Olathe, Kansas.

		RANSOM'S NFL STATISTICS									
		TACKLES			FUMBLES		SACKS	INTS	PASSES	QB	
Year	Team	G-S	Solos	Asst.Total	Rec.	For.	No./Yds.	No./Yds.	Defensed	Pressures	
1998	Kansas City	7-0	1	0	1	0	0	0.0/0.0	0/0	0	
1999	Kansas City	10-0	0	0	0	0	0	1.0/9.0	0/0	1	
2000	Kansas City	10-0	2	0	2	0	0	0.0/0.0	0/0	1	
Totals		27-0	3	0	3	0	0	1.0/9.0	0/0	0	

Additional Stats: Had one fair catch of a kickoff vs. Oakland (9/6/98).

STREAKS & MILESTONES: Recorded his first NFL tackle at Oakland (12/26/98).



TONY RICHARDSON

FULLBACK - 6-1 - 232

AUBURN

FREE AGENT (1995)

NFL: 7 (7TH WITH CHIEFS)

BORN: DECEMBER 17, 1971

FRANKFORT, GERMANY

GP/GS: (87/34) PLAYOFFS: (2/0)



Pro Career: Unquestionably one of the most versatile and personable performers on the Chiefs roster ... This talented fullback enters his seventh season in the NFL in 2001, his seventh year in the Red and Gold ... Immensely popular both in the locker room and the Kansas City community, is truly one of the NFL's "good guys" ... Known across the league simply by his moniker of "T-Rich" ... Plays the game with passion and humility, bringing a selfless attitude to work every day ... Serves as an excellent role model for his teammates with his exemplary work ethic and all-giving approach to the game ... Has established himself as one of the most reputable leaders in the Chiefs locker room and continues to earn the esteem of his teammates ... Among active Kansas City players, only six-time Pro Bowl G Will Shields has spent more time on the Chiefs roster than Richardson, who joined the club as an unheralded free agent in '95 ... Came to Kansas City after spending the '94 season on the practice squad of the Dallas Cowboys where he learned the finer points of the game from the likes of RB Emmitt Smith and FB Daryl Johnston ... Obviously picked up plenty from that Dallas backfield tandem ... After paying his practice squad dues, is now regarded as one of the league's finest performers at his position ... Is likewise held in the same high esteem for the way he carries himself both on and off the field ... Truly launched his career into overdrive the past two seasons, starting his last 32 consecutive games and racking up some substantial stats in the process ... Has been recognized as the starting fullback on Dr. Z's *Sports Illustrated* All-Pro squad the past two seasons ... Expected to move back into a true fullback role to clear holes for RB Priest Holmes in 2001 after splitting time between the two backfield positions a year ago ... Should he continue his high level of play at the FB post this year, would likely draw serious Pro Bowl consideration ... A true professional, who epitomizes what it means to be a true team player, as evidenced by his move back to a more traditional fullback role in 2001 ... Will still likely play a large role in the club's offensive plans, owning the ability to play either backfield position or can

work alone as a single back ... Possesses superb pass-catching skills and surprising speed in addition to his aforementioned blocking affinity ... That triple-threat ability makes him an integral part of Kansas City's goal-line and short-yardage packages ... Has done virtually everything in his power to help his team and his teammates get better since joining the club ... Began his career working as a scout team service back, but it quickly became apparent that this was a player who needed to be on the field ... Initially earned his stripes as a special teamer and serving as a lead blocker in short-yardage and goal line situations clearing the way for the legendary Marcus Allen ... Elevated his status by developing into one of the league's pre-eminent special teams performers, posing double-digit tackles in the kicking game five straight years from '95-98 ... Entered the '99 campaign as the club's starting fullback and opened all 16 games for the first time in his career ... Finally got an opportunity to fully showcase his offensive skills down the stretch in '99 when he carried the bulk of the club's rushing load, getting 284 of his 387 rushing yards (73.4%) in the season's final five games ... Truly emerged as an offensive force to be reckoned with in 2000 when he started all 16 games, including five as the club's halfback ... Led the team in rushing with 147 carries for 697 yards (4.7 avg.) with three TDs and ranked third on the squad with 58 receptions for 468 yards (8.1 avg.) with three scores ... His 1,165 total yards were the most yards of total offense by a Chiefs RB since Christian Okoye had 1,492 yards in '89, while his 697 rushing yards were the most by a Chief since Marcus Allen had 830 in '96 ... Cranked off a monster game vs. Denver (12/17/00), pounding out a career-high 156 rushing yards, the highest single-game tally by a Chiefs RB since Barry Word racked up a franchise-record 200 yards vs. Detroit (10/14/90). That contest marked his initial 100-yard rushing game ... Ranked among the NFL's elite in terms of yards-per-touch average in 2000 ... Led all AFC running backs and ranked third in the NFL in that department behind Marshall Faulk - St. Louis (6.6) and Tiki Barber - N.Y. Giants (6.1), averaging 5.7 yards per touch on his rushes and receptions ... Despite his increased offensive workload, is still one of the best lead blockers in the business ... Excels at escorting his teammates into the end zone with his battering-ram style, blowing even the best linebackers and defensive linemen off the ball ... Dishes out the same kind of punishment when he gets the ball in his hands and is tough to bring down in the open field ... A powerful runner when it comes time to move the chains, is frequently the player whose number is called to pick up the tough yardage ... Enjoys making contact at the point of attack and brings that same punishing and tenacious style of play to the Chiefs special teams ... Although his role on the specialty squads has decreased, he needs only four more stops in the kicking game to record his 100th career special teams stop ... From '95-99, only Greg Manusky (124) produced more special teams stops in a Chiefs uniform than Richardson (94) ... Has seen duty in 87 career regular season games with 34 starts, posting 267 rushes for 1,168 yards (4.4 avg.) and six scores ... Needs just 332 more ground yards to become the 17th player in Kansas City history to crack the 1,500-yard career barrier ... Owns 89 career receptions for 565 yards (6.3 avg.), with seven of those catches resulting in touchdowns ... Owns two career playoff appearances with the Chiefs, as well ... Came to Kansas City as a free agent on February 28th of '95 ... Originally entered the league as a rookie free agent with the Dallas Cowboys in '94 and spent his rookie campaign on that club's practice squad. **2000:** Started all 16 contests (five at RB, 11 at FB) for the second consecutive season and was named to *Dr. Z's Sports Illustrated All-Pro* team at fullback for the second straight year ... Led the team in rushing with a career-high 147 carries for a personal-best 697 yards (4.7 avg.) and three TDs ... Was third on the team with 58 receptions for 468 yards (8.1 avg.) and a career-high tying three TDs ... His 1,165 total yards were the most yards of total offense by a Chiefs RB since Christian Okoye had 1,492 yards in '89 ... His 697 rushing yards were the most by a Chief since Marcus Allen had 830 in '96 ... Led all AFC RBs and ranked third in the NFL behind the Rams Marshall Faulk (6.6) and the N.Y. Giants Tiki Barber (6.1), averaging 5.7 yards per touch (rushes and receptions) ... Also had two special teams tackles ... Started his first career game at RB vs. Indianapolis (9/3), carrying the ball 13 times for 58 yards (4.5 avg.). Had a team-long 16-yard run in the second quarter to eclipse the 500-yard milestone for his career. Also caught two passes for 24 yards, including a 13-yard TD ... Started at FB at Tennessee (9/10), tallying 14 carries for 28 yards, as well as one catch for two yards ... Started at RB in a one-RB, two-TE set vs. San Diego (9/17), recording six carries for 40 yards and four receptions for 22 yards, including a one-yard TD ... Started at FB at Denver (9/24), rushing 14 times for 35 yards and one TD, while catching two passes for 35 yards ... Started at FB vs. Seattle (10/2), totaling 11 carries for 53 yards and grabbing one reception for six yards ... Started at FB vs. Oakland (10/15), leading the team in rushing with five totes for 25 yards and recording five receptions for 31 yards, including a 15-yard TD ... Talled two carries for two yards and a 16-yard reception vs. St. Louis (10/22) ... Rushed four times for 18 yards, caught two passes for 10 yards and made a tackle on punt coverage at Seattle (10/29) ... Produced three totes for 18 yards with a one-yard TD at Oakland (11/5) and had seven catches for 51 yards ... Set career highs in receptions (eight) and receiving yards (81) at San Francisco (11/12) and also had four carries for 19 yards ... Rushed eight times for 44 yards, caught four passes for 30 yards and added a tackle on punt coverage vs. Buffalo (11/29) ... Posted nine carries for 52 yards and three receptions for 27 yards at San Diego (11/26) ... Totaled six carries for 30 yards and three receptions for 32 yards at New England (12/4) ... Had 17 carries for 89 yards and tied a personal-best with eight catches for 56 yards vs. Carolina (12/10) ... Set career highs in rushing attempts (23) and rushing yards (156) in the finest performance of his career which included a career-long 33 yard run and a 28-yard TD

romp in a 20-7 win vs. Denver (12/17). His 156 yards were the most by a Chiefs RB since Barry Word had 18 carries for a franchise-record 200 yards vs. Detroit (10/14/90). Also caught three passes for 13 yards in that contest ... Carried the ball eight times for 30 yards and had four receptions for 32 yards at Atlanta (12/24). **1999:** Started all 16 games at FB, marking the first time in his career that he had played in every regular season game ... Captained the club for 10 of those contests ... Posted 84 carries for 387 yards with one TD and 24 catches for 141 yards ... Had one rushing TD and tallied 19 special teams tackles (11 on kickoff coverage and eight on punt coverage) ... Registered three carries for 19 yards, caught four passes for 24 yards and made two special teams stops at Chicago (9/12) ... Lone score of the year was a one-yard TD run vs. Denver (9/19) ... Racked up three special teams stops apiece at Baltimore (10/21) and vs. San Diego (10/31) ... Recorded two carries for four yards and a season-long 29-yard reception vs. Seattle (11/21) ... Set season highs with five receptions for 37 yards at Oakland (11/28) ... Breakout game as a ball carrier came at Denver (12/5) when he smashed his previous career marks, gaining 80 yards on 12 carries, including a career-long 26-yard jaunt. Became the sixth different Chiefs player to lead the squad in rushing in a game on the season, marking a first in franchise history ... Followed up that performance by posting 11 carries for a team-high 57 yards vs. Minnesota (12/12), including a 25-yard long ... Produced an identical 11 rushes for 57 yards with a 25-yard long the next week vs. Pittsburgh (12/18) ... Had a team-high eight carries for 20 yards while grabbing two passes for nine yards at Seattle (12/26) ... Posted eight carries for 70 yards vs. Oakland (1/2/00) with a 24-yard long. **1998:** Captained the Chiefs special teams in '98, seeing action in 14 contests with one start at fullback ... Tallied 20 carries for 45 yards and two touchdowns on the ground, while catching two passes for 13 yards ... Recorded 11 tackles and forced a pair of fumbles on special teams, as well as recovering a blocked punt ... Forced a fumble and made three tackles on special teams vs. Oakland (9/6) and also converted a pair of third-down opportunities on the ground ... Scored his initial NFL rushing touchdown on one-yard out vs. San Diego (9/20), adding a season-long 15-yard reception ... Rushed a season-high four times for a season-best 13 yards vs. Seattle (10/4) ... Started at fullback vs. Pittsburgh (10/26) ... Converted first downs on all four of his rushes, good for 13 yards and a two-yard TD vs. the N.Y. Jets (11/1). Had three tackles and a forced fumble on special teams vs. the Jets, as well ... Suffered a sprained knee at San Diego (11/22) and did not return ... Listed as inactive with that knee injury vs. Arizona (11/29) and at Denver (12/6) ... Returned to action vs. Dallas (12/13) and recovered a blocked punt by Brian Roche which he returned for 10 yards. **1997:** Played in 14 contests as a short yardage fullback and a special teams performer ... Finished the year with two carries for 11 yards and three touchdown receptions for a total of six yards ... Came up with 21 special teams tackles to rank third on the squad behind only Manuskay and Danan Hughes ... Caught a one-yard TD toss to put the Chiefs ahead to stay in a 22-16 win vs. Buffalo (9/14) ... Added a three-yard scoring grab the next week at Carolina (9/21) and devastated venerable LB Sam Mills with a lead block which paved the way for a one-yard Marcus Allen TD run ... Had a season-high three special teams tackles apiece at St. Louis (10/26) and vs. San Francisco (11/30) ... Corralled his third TD pass of the year on a two-yard lob from Rich Gannon vs. Oakland (12/7) ... Served as lead blocker on Marcus Allen's 123rd and final rushing TD, a three-yard score vs. New Orleans (12/21) ... Played but did not record any stats in the club's playoff game vs. Denver (1/4/98). **1996:** Played in the first 13 games of the season as a blocking back and a special teams performer ... Finished second on the squad with a career-high 25 special teams stops (18 solo), trailing only Manuskay (26) ... Had four carries for 10 yards and two receptions for 18 yards ... Scored a TD on his very first pro reception, a one-yard score vs. Oakland (9/8) ... Posted a career-high four special teams stops vs. Denver (9/22) ... Had one catch for a career-long 17 yards vs. Chicago (11/17) ... Suffered a season-ending wrist injury Thanksgiving Day at Detroit (11/28) and was subsequently placed on injured reserve (12/10). **1995:** Played in 14 games with one start ... Inactive for two contests ... Carried the ball eight times for 18 yards ... Ranked fifth on the squad with 18 special teams tackles ... Carried the ball one time for five yards vs. the N.Y. Giants (9/10), converting a third-and-one situation which helped move the club into position for the game-winning FG in a 20-17 OT win ... Started his first NFL contest vs. New England (10/15) ... Cleared the way for Marcus Allen's 100th career rushing TD in a Mile High blizzard at Denver (10/22) ... Led the squad in the preseason with 16 carries for 57 yards and tied for second with seven catches for 59 yards with one score. **At Dallas (1994):** Was not drafted, but did sign with the Cowboys as a rookie free agent on May 2nd ... Was waived by Dallas just prior to the start of the regular season ... Joined the Cowboys practice squad on August 30th and remained there throughout the team's playoff run.

College: Started the majority of four seasons as a fullback at Auburn, racking up 162 carries for 715 yards and nine scores ... Grabbed 44 passes for 395 yards and two TDs as a senior ... Started 10 games as a junior, rushing 34 times for 137 yards ... Played in every game as a sophomore with one start, gaining 92 yards on 27 carries ... Started seven games as a true freshman in '90, carrying the ball 43 times for 237 yards (5.8 avg.) and four scores ... Posted a career-high 82 yards on five carries (16.4 avg.) against Southern Mississippi ... Graduated from Auburn with a degree in Education in August of 2000.

Personal: A three-sport letterman at Daleville (Ala.) High School, he starred in football, and basketball as well as track and field ... Piled up 1,003 yards and seven scores as a senior, despite missing three games ... Actively involved with Special Olympics in the Kansas City area ... Established the "Rich In Spirit" Foundation in 2000 which benefits Special Olympics, Athletes in Action and other

charitable organizations. A priority for the foundation is raising money for school supplies in 2001 ... Served as Chairman of the Buck Buchanan Special Olympics Sports Festival in '99 and 2000 ... Has hosted the Special Olympics Punt, Pass and Kick competition in Kansas City from '99-01 ... Served as a spokesperson for a Special Olympics Car Raffle promotion with Grant Wistrom of the St. Louis Rams ... Is an active supporter of youth football ... Worked as a sales and marketing intern for the Chiefs and Kansas City Wizards soccer team during the 2000 off-season ... Interned in the sports department of NBC affiliate KSHB-TV 41 during the 2001 off-season ... Hosted a golf tournament with Kansas City Royals All-Star first baseman Mike Sweeney this spring which benefited Athletes in Action ... Served as Chairman of the Kansas City Chiefs "Out For Blood" Blood Drive vs. the Denver Broncos ... Full name: Antonio Richardson ... Single ... Is the proud "parent" of a pair of Italian Mastiffs named Sampson and Imani ... Resides in Overland Park, Kansas.



RICHARDSON'S NFL STATISTICS



Year	Team	G-S	RUSHING					RECEIVING					SP. TEAM
			No.	Yds.	Avg.	LG	TD	No.	Yds.	Avg.	LG	TD	Tackles
1995	Kansas City	14-1	8	18	2.3	5	0	0	0	0.0	--	0	18
1996	Kansas City	13-0	4	10	2.5	4	0	2	18	9.0	17	1	25
1997	Kansas City	14-0	2	11	5.5	6	0	3	6	2.0	3	3	21
1998	Kansas City	14-1	20	45	2.3	6	2	2	13	6.5	15	0	11
1999	Kansas City	16-16	84	387	4.6	26	1	24	141	5.9	29	0	19
2000	Kansas City	16-16	147	697	4.7	33	3	58	468	8.1	24	3	2
Totals		87-34	267	1,168	4.4	33	6	89	565	6.3	29	7	96

Additional Stats: Forced a fumble on special teams vs. Oakland (9/6/98) and vs. N.Y. Jets (11/1/98).

Postseason: Has played in two playoff games with one special teams tackle in '97. Returned a blocked punt 10 yards vs. Dallas (12/13/98).

SINGLE GAME CAREER HIGHS

Rushing Attempts: 23 vs. Denver (12/17/00)

Receiving Yards: 81 at San Francisco (11/12/00)

Rushing Yards: 156 vs. Denver (12/17/00)

Long Run: 33 vs. Denver (12/17/00)

Long Reception: 29 vs. Seattle (11/21/99)

Rushing TDs: 1, six times, last vs. Denver (12/17/00)

Receiving TDs: 1, seven times, last vs. Oakland (10/15/00)

Pass Receptions: 8 at San Francisco (11/12/00)

Special Teams Tackles: 4 vs. Denver (9/22/96) vs. Carolina (12/10/00)

STREAKS AND MILESTONES: Needs 332 rushing yards to become the 17th player in Chiefs history to top the 1,500-yard mark. Needs 334 rushing yards to surpass Joe Delaney (1,501) for 16th position on Kansas City's career rushing chart and can move by Robert Holmes (1,689) for 15th spot with 522 more yards. Has 96 career special teams tackles and needs four more to reach the 100-tackle barrier.



CHIEFS RECORD BOOK



TOP SINGLE-GAME RUSHING PERFORMANCES, 1990-00

Player	Opponent	Date	Att.	Yards	Avg.	TDs
1. Barry Word	vs. Detroit	10/14/90	18	200*	11.1	2
2. Tony Richardson	vs. Denver	12/17/00	23	156	6.8	1
3. Christian Okoye	vs. Miami	10/13/91	23	153	6.7	2
4. Barry Word	at Oakland	12/22/91	35	152	4.3	1
5. Christian Okoye	vs. Allanta	9/1/91	22	143	6.5	1

*Single-game franchise record.



NFL LEADERS

YARDS PER TOUCH AVERAGE, RUNNING BACKS, 2000



Player	Team	Rushing			Receiving			Average Per Touch
		No.	Yards	Avg.	No.	Yards	Avg.	
1. Marshall Faulk	St. Louis	253	1,359	5.4	81	830	10.2	6.6
2. Tiki Barber	N.Y. Giants	213	1,006	4.7	70	719	10.3	6.1
3. Tony Richardson	Kansas City	147	697	4.7	58	468	8.1	5.7
4. Robert Smith	Minnesota	295	1,521	5.2	36	348	9.7	5.6
5. Charlie Garner	San Francisco	258	1,142	4.4	68	647	9.5	5.5

(Minimum 200 touches)

RICHARDSON'S GAME-BY-GAME STATISTICS

1995 – Kansas City Chiefs

Date	Opponent	Rushing					Receiving				
		No.	Yds.	Avg.	LG	TD	No.	Yds.	Avg.	LG	TD
9/3	@ Seattle	2	3	1.5	2	0	0	0	0.0	--	0
9/10	N.Y. Giants	1	5	5.0	5	0	0	0	0.0	--	0
9/17	Oakland	0	0	0.0	--	0	0	0	0.0	--	0
9/24	@ Cleveland	0	0	0.0	--	0	0	0	0.0	--	0
10/1	@ Arizona	0	0	0.0	--	0	0	0	0.0	--	0
10/9	San Diego	1	4	4.0	4	0	0	0	0.0	--	0
10/15	New England	1	0	0.0	0	0	0	0	0.0	--	0
10/22	@ Denver	0	0	0.0	--	0	0	0	0.0	--	0
11/5	Washington	1	2	2.0	2	0	0	0	0.0	--	0
11/12	@ San Diego	1	4	4.0	4	0	0	0	0.0	--	0
11/19	Houston			<i>Inactive</i>							
11/23	@ Dallas	0	0	0.0	--	0	0	0	0.0	--	0
12/3	@ Oakland	1	0	0.0	--	0	0	0	0.0	--	0
12/11	@ Miami			<i>Inactive</i>							
12/17	Denver	0	0	0.0	--	0	0	0	0.0	--	0
12/24	Seattle	0	0	0.0	--	0	0	0	0.0	--	0

1996 – Kansas City Chiefs

Date	Opponent	Rushing					Receiving				
		No.	Yds.	Avg.	LG	TD	No.	Yds.	Avg.	LG	TD
9/1	@ Houston	0	0	0.0	--	0	0	0	0.0	--	0
9/8	Oakland	1	2	2.0	2	0	1	1	1.0	1	1
9/15	@ Seattle	0	0	0.0	--	0	0	0	0.0	--	0
9/22	Denver	1	4	4.0	4	0	0	0	0.0	--	0
9/29	@ San Diego	0	0	0.0	--	0	0	0	0.0	--	0
10/7	Pittsburgh	0	0	0.0	--	0	0	0	0.0	--	0
10/17	Seattle	0	0	0.0	--	0	0	0	0.0	--	0
10/27	@ Denver	0	0	0.0	--	0	0	0	0.0	--	0
11/3	@ Minnesota	2	4	2.0	4	0	0	0	0.0	--	0
11/10	Green Bay	0	0	0.0	--	0	0	0	0.0	--	0
11/17	Chicago	0	0	0.0	--	0	1	17	17.0	17	0
11/24	San Diego	0	0	0.0	--	0	0	0	0.0	--	0
11/28	@ Detroit	0	0	0.0	--	0	0	0	0.0	--	0
12/9	@ Oakland	0	0	0.0	--	0	0	0	0.0	--	0
12/15	Indianapolis	0	0	0.0	--	0	0	0	0.0	--	0
12/22	@ Buffalo	0	0	0.0	--	0	0	0	0.0	--	0

1997 – Kansas City Chiefs

Date	Opponent	Rushing					Receiving				
		No.	Yds.	Avg.	LG	TD	No.	Yds.	Avg.	LG	TD
8/31	@ Denver	0	0	0.0	--	0	0	0	0.0	--	0
9/8	@ Oakland	0	0	0.0	--	0	0	0	0.0	--	0
9/14	Buffalo	0	0	0.0	--	0	1	1	1.0	1	1
9/21	@ Carolina	0	0	0.0	--	0	1	3	3.0	3	1
9/28	Seattle	0	0	0.0	--	0	0	0	0.0	--	0
10/5	@ Miami	0	0	0.0	--	0	0	0	0.0	--	0
10/16	San Diego	0	0	0.0	--	0	0	0	0.0	--	0
10/26	@ St. Louis	0	0	0.0	--	0	0	0	0.0	--	0
11/3	Pittsburgh	0	0	0.0	--	0	0	0	0.0	--	0
11/9	@ Jacksonville	0	0	0.0	--	0	0	0	0.0	--	0
11/16	Denver	0	0	0.0	--	0	0	0	0.0	--	0
11/23	@ Seattle	0	0	0.0	--	0	0	0	0.0	--	0
11/30	San Francisco	0	0	0.0	--	0	0	0	0.0	--	0
12/7	Oakland	0	0	0.0	--	0	1	2	2.0	2	1
12/15	@ San Diego	0	0	0.0	--	0	0	0	0.0	--	0
12/22	New Orleans	2	11	5.5	6	0	0	0	0.0	--	0
Playoffs											
1/4/98	Denver	0	0	0.0	--	0	0	0	0.0	--	0

1998 – Kansas City Chiefs

Date	Opponent	Rushing					Receiving				
		No.	Yds.	Avg.	LG	TD	No.	Yds.	Avg.	LG	TD
9/6	Oakland	3	7	2.3	4	0	0	0	0.0	--	0
9/13	@ Jacksonville	3	3	1.0	2	0	0	0	0.0	--	0
9/20	San Diego	1	1	1.0	1	1	1	15	15.0	15	0
9/27	@ Philadelphia	1	1	1.0	1	0	0	0	0.0	--	0
10/4	Seattle	4	13	3.3	6	0	0	0	0.0	--	0
10/11	@ New England	1	0	0.0	0	0	0	0	0.0	--	0
10/26	Pittsburgh	1	2	2.0	2	0	0	0	0.0	--	0
11/1	N.Y. Jets	4	13	3.3	5	1	1	-2	-2.0	-2	0
11/8	@ Seattle	1	4	4.0	4	0	0	0	0.0	--	0
11/16	Denver	0	0	0.0	--	0	0	0	0.0	--	0
11/22	@ San Diego	0	0	0.0	--	0	0	0	0.0	--	0
11/29	Arizona										
12/6	@ Denver										
12/13	Dallas	0	0	0.0	--	0	0	0	0.0	--	0
12/20	@ N.Y. Giants	0	0	0.0	--	0	0	0	0.0	--	0
12/26	@ Oakland	1	1	1.0	1	0	0	0	0.0	--	0

1999 – Kansas City Chiefs

Date	Opponent	Rushing					Receiving				
		No.	Yds.	Avg.	LG	TD	No.	Yds.	Avg.	LG	TD
9/12	@ Chicago	3	19	6.3	12	0	4	24	6.0	15	0
9/19	Denver	4	7	1.8	3	1	1	-1	-1.0	-1	0
9/26	Detroit	3	14	4.7	9	0	3	14	4.7	9	0
10/3	@ San Diego	3	3	1.0	2	0	2	6	3.0	11	0
10/10	New England	5	15	3.0	13	0	0	0	0.0	--	0
10/21	@ Baltimore	0	0	0.0	--	0	1	4	4.0	4	0
10/31	San Diego	6	14	2.3	5	0	0	0	0.0	--	0
11/7	@ Indianapolis	3	5	1.7	4	0	0	0	0.0	--	0
11/14	@ Tampa Bay	2	7	3.5	6	0	0	0	0.0	--	0
11/21	Seattle	2	4	2.0	2	0	1	29	29.0	29	0
11/28	@ Oakland	3	15	5.0	9	0	5	37	7.4	18	0
12/5	@ Denver	12	80	6.7	26	0	2	16	8.0	9	0
12/12	Minnesota	11	57	5.2	25	0	1	9	9.0	9	0
12/18	Pittsburgh	11	57	5.2	25	0	1	-3	-3.0	-3	0
12/26	@ Seattle	8	20	2.5	7	0	2	9	4.5	11	0
1/2	Oakland	8	70	8.8	24	0	2	9	4.5	13	0

2000 – Kansas City Chiefs

Date	Opponent	Rushing					Receiving				
		No.	Yds.	Avg.	LG	TD	No.	Yds.	Avg.	LG	TD
9/3	Indianapolis	13	58	4.5	16	0	2	24	12.0	13	1
9/10	@ Tennessee	14	28	2.0	19	0	1	2	2.0	2	0
9/17	San Diego	6	40	6.7	18	0	4	22	5.5	10	1
9/24	@ Denver	14	35	2.5	15	1	2	35	11.7	22	0
10/2	Seattle	11	53	4.8	15	0	1	6	6.0	6	0
10/15	Oakland	5	25	5.0	8	0	5	31	6.2	15	1
10/22	St. Louis	2	2	1.0	2	0	1	16	16.0	16	0
10/29	@ Seattle	4	18	4.5	7	0	2	10	5.0	10	0
11/5	@ Oakland	3	18	6.0	21	1	7	51	7.3	14	0
11/12	@ San Francisco	4	19	4.8	11	0	8	81	10.1	18	0
11/19	Buffalo	8	44	5.5	20	0	4	30	7.5	20	0
11/26	@ San Diego	9	52	5.8	15	0	3	27	9.0	17	0
12/4	@ New England	6	30	5.0	9	0	3	32	10.7	15	0
12/10	Carolina	17	89	5.2	16	0	8	65	7.0	24	0
12/17	Denver	23	156	6.8	33	1	3	13	4.3	9	0
12/24	@ Atlanta	8	30	3.8	10	0	4	32	8.0	14	0



MIKHAEL RICKS

TIGHT END - 6-5 - 242

STEPHEN F. AUSTIN
FREE AGENT (2000)
NFL: 4 (2ND WITH CHIEFS)
BORN: NOVEMBER 14, 1974
GALVESTON, TEXAS
GP/GS: (38/23) PLAYOFFS: (1/0)



Pro Career: Lanky fourth-year performer made the switch from wide receiver to tight end during Kansas City's second mini-camp in June of 2001 ... The Chiefs toyed with that idea of that position change a year ago, but did not have time to implement that plan after acquiring this talented pass catcher on October 11th ... Joined the club after being released by San Diego eight days earlier ... Enters his initial training camp with Kansas City after spending a little over two seasons with the Chargers, playing in 37 contests with that squad ... Gives the Chiefs yet another option in the receiving game and has the ability to line up split out or on the line of scrimmage, much like Tony Gonzalez ... The move to tight end will likely provide him with a better opportunity to get on the field with a host of other talented players on the roster at receiver ... Began his collegiate career playing tight end at Stephen F. Austin and will have his initial opportunity to work at that post on the pro level this season ... Is a tall, physical target with excellent leaping ability ... Becomes particularly dangerous in the red zone when quarterbacks can lob the ball up to him over smaller defenders ... Will require some added bulk in order to be utilized as a pure blocker at the point of attack, but will likely defer to Jason Dunn in those situations in 2001 ... Never had an opportunity to get fully integrated into Kansas City's offensive scheme a year ago, but should benefit greatly from an entire off-season and training camp under a new coaching regime with the Chiefs ... Has size and strength to overpower corners and speed to outrun linebackers ... Works well in traffic and has surprising speed in the open field ... Has seen action in 38 regular season games with 23 starts ... All but one of those games came in San Diego with his lone snaps in a Chiefs uniform coming in last year's season finale ... Played in five games with San Diego a year ago, catching three passes for 35 yards, before coming to Kansas City ... Owns 73 receptions for 914 yards (12.5 avg.) and two TDs in his three previous seasons ... Also has two carries for 11 yards to his credit ... Was selected by San Diego in the second round (59th overall) of the '98 NFL Draft ... The Chargers traded their first-round pick in 2000 to Tampa Bay to move up to select him. **At Kansas City (2000):** Saw action in one game on special teams with Kansas City and was inactive for nine contests ... Played in five games with San Diego, catching three passes for 35 yards, prior to being released by the Chargers on October 3rd ... Signed with Kansas City on October 11th ... Played in a total of six NFL games with both clubs ... Was inactive vs. Oakland (10/15) and vs. St. Louis (10/22) ... Was active at Seattle (10/29), but did not play ... Was inactive at Oakland (11/5), at San Francisco (11/12), vs. Buffalo (11/19), at San Diego (11/26), at New England (12/4), vs. Carolina (12/10) and vs. Denver (12/17) ... Saw his initial duty with the Chiefs when he saw action on special teams at Atlanta (12/24). **At San Diego (1998-2000):** Played in 37 games (23 starts), producing 73 receptions for 914 yards (12.5 avg.) and two TDs ... Also had two carries for 11 yards. **2000:** Appeared in five games before being released on October 3rd ... Caught three passes for 35 yards ... Registered a six-yard catch at Oakland (9/3) and hauled in two balls for 29 yards vs. Seattle (9/24). **1999:** Participated in all 16 games (14 starts) ... Ranked fourth on the team and second among wideouts with 40 receptions for 429 yards (10.7 avg.), while his receiving yardage tally was the squad's third highest ... Also added two rushes for 11 yards ... Set a career high with 86 receiving yards, including a career-long 50-yarder, on a team-high four catches in the season-opener at Cincinnati (9/19) ... Hauled in a career-high six passes for 42 yards vs. Green Bay (10/24) ... Had a team-high five receptions for 41 yards vs. Denver (11/7) ... Also hauled in five catches for 64 yards at Minnesota (11/28) ... Caught four passes for 51 yards vs. Oakland (12/26). **1998:** Played in all 16 games with nine starts as a rookie ... Registered 30 catches for 450 yards (15.0 avg.) with two TDs ... Ranked fourth on the team with 450 receiving yards ... Also was tied for fourth on team with 30 receptions and tied for second with two TD catches ... Moved into starting line-up and caught one pass for 14 yards in his initial NFL game, a season-opening win vs. Buffalo (10/6) ... Started at Tennessee (9/13), catching two pass for 47 yards ... Returned to starting line-up vs. the N.Y. Giants (9/27) ... Caught one pass for 11 yards in a 13-10 win vs. Philadelphia (10/18) ... Started vs. Seattle (10/25), producing a season-high five catches for 55 yards, including his first career TD from QB Ryan Leaf ... Started vs. Baltimore (11/15), making three catches for 16 yards ... Added three more catches

for 44 yards in a start vs. Kansas City (11/22) ... Caught one pass for 20 yards in a start vs. Denver (11/29) ... Had a season-high 76 yards on four receptions in a start at Washington (12/6) ... Started at Seattle (12/13) and caught three passes for 56 yards ... Caught four passes for 72 yards vs. Oakland (12/20), including a 39-yard scoring offering from quarterback Craig Whelihan over Raiders cornerback Charles Woodson ... Had three catches for 39 yards at Arizona (12/27).

College: Was an All-Southland Football League first team selection and Offensive Player of Year as a senior in '97 ... Finished career ranked sixth on school's career records list with 2,037 yards receiving ... Appeared in all 44 career games, including 18 starts ... In '97, started all 11 games, catching 47 passes for 1,358 yards and 13 touchdowns ... Led collegiate ranks and set NCAA Division I-AA season-record by averaging 28.9 yards per catch ... Was third in nation with an average of 123.5 yards receiving per game ... Accounted for 58 percent of team's total offense ... In '96, played in 10 games, starting once at tight end ... Notched 16 receptions for 218 yards and four TDs ... Averaged 13.6 yards per catch ... Appeared in every game in '95, starting six contests at TE ... Caught 14 passes for 259 yards and five TDs ... Led the team to a 34-2 decision over Eastern Illinois in Division I-AA playoffs ... In '94, served as a reserve tight end, seeing action in every game ... Notched nine catches for 202 yards ... Became the first Stephen F. Austin TE to gain over 100 yards in a game, grabbing three receptions for 104 yards in a victory over Southwest Texas State ... Redshirted as freshman in '93 ... Majored in Marketing at Stephen F. Austin.

Personal: Led Anahuac High to a pair of District 23-AAA titles as QB ... Two-time All-District and All-Region pick ... Earned All-State and All-District honors in basketball ... Lettered in track, holding school record in long jump with mark of 23' 1" ... Worked with students at Serra High School in San Diego during 2000 off-season as part of NFL's Youth Football Internship Program ... Full name: Mikhael Roy Ricks (pronounced Michael) ... Single ... Resides in Kansas City, Missouri



RICKS' NFL STATISTICS



RECEIVING

Year	Team	G-S	No.	Yds.	Avg.	LG	TD
1998	San Diego	16-9	30	450	15.0	39	2
1999	San Diego	16-14	40	429	10.7	50	0
2000	San Diego	5-0	3	35	11.7	23	0
	Kansas City	1-0	0	0	0.0	--	0
Totals		38-23	73	914	12.5	50	2

Additional Stats: Has two rushes for 11 yards — one for four yards at Green Bay (10/24/99) and one for seven yards vs. Kansas City (10/3/99).

SINGLE GAME CAREER HIGHS

Pass Receptions: 6 vs. Green Bay (10/24/99)

Receiving Yards: 86 at Cincinnati (9/19/99)

Long Reception: 50 at Cincinnati (9/19/99)

Receiving TDs: 1, twice, last vs. Oakland (12/20/98)

Long TD Reception: 39 vs. Oakland (12/20/98)

Rushing Attempts: 1, twice, last: vs. Green Bay (10/24/99)

Long Run: 7 vs. Kansas City (10/3/99)



VICTOR RILEY

TACKLE - 6-5 - 328

AUBURN

DRAFT (NO. 1 - 1998)

NFL: 4 (4TH WITH CHIEFS)

BORN: NOVEMBER 4, 1974

SWANSEA, SOUTH CAROLINA

GP/GS: (48/47) PLAYOFFS: (0/0)



Pro Career: Mammoth right tackle entering his fourth season in Kansas City ... Has been a mainstay in the Chiefs starting lineup since the second game of his rookie year in '98 ... Has started 47 straight contests since that time ... Joined the club as Kansas City's first-round choice (27th

overall) in the '98 draft and has played in all 48 regular season contests for the club over that span, opening all but one of those outings ... Has continued to improve at his craft each season and should be even better in his fourth professional campaign ... A large portion of Riley's development can be attributed to six-time Pro Bowl right guard Will Shields, who has started 127 consecutive games dating back to the second game of his rookie year in '93 ... The consistency of Shields playing alongside Riley has no doubt rubbed off on the young tackle ... The duo of Shields and Riley has provided a formidable anchor on the right side of Kansas City's offensive front ... Powerful performer poised on a massive frame, yet is surprisingly agile and athletic for a man his size ... Superb drive blocker who has been a consistent contributor to the Chiefs running game ... Continues to improve as a pass protector and continually holds his own against some of the league's fiercest defensive ends ... Was initially tabbed to work at left tackle when he was drafted in '98 ... Instead, was thrust into the starting line-up at right tackle in just his second NFL contest due to an injury to All-Pro left guard Dave Szott in the season opener ... Quickly proved he could perform at a high level in this league and proceeded to start the club's final 15 games at the right tackle post in the Chiefs reshuffled offensive front ... Earned the team's prestigious Mack Lee Hill Award in '98, presented annually to Kansas City's top first-year performer ... Played virtually every offensive snap in the club's five preseason contests in '98, work that paid off when he was forced to assume a larger role during the regular season ... Originally entered the league as a first-round draft choice (27th overall) of Kansas City in the '98 NFL Draft. **2000:** Started all 16 games for the second consecutive season ... Was part of an offensive line which helped the Chiefs passing game amass a franchise-record 259.3 passing yards per game ... Also contributed to another franchise record as the Chiefs did not permit a sack in three straight games, marking just the second time in team history ('88) that had happened. KC did not permit a sack at New England (12/4), vs. Carolina (12/10) or vs. Denver (12/17). **1999:** Started all 16 games at right tackle in just his second pro campaign ... Was an integral part of a Chiefs offensive front which helped the club rank fourth in the NFL in rushing with a 130.1 yards per game average ... Also helped protect QB Elvis Grbac, who was sacked just 26 times, the fourth-lowest total in the league. **1998:** Played in 16 games with 15 starts as a rookie ... Worked at left tackle in his first pro game before opening the club's final 15 contests at right tackle ... Voted by his peers as the club's Mack Lee Hill Award winner, presented annually to the Chiefs most outstanding rookie or first-year player ... Appeared in several series at left tackle in his first NFL action vs. Oakland (9/6) ... Received first professional start at right tackle at Jacksonville (9/13), as Glenn Parker switched from right tackle to left guard to compensate for Szott's injury ... Helped pave the way for Bam Morris' 137-yard rushing effort vs. Dallas (12/13). Eventually left that game with an ankle injury, but did not return ... Returned to the line-up the next week at the N.Y. Giants (12/20) ... Part of an offensive line that did not allow a sack of QB Elvis Grbac in the season finale at Oakland (12/26).

College: Saw duty in 42 regular season contests (33 starts) and opened two bowl games during his tenure under Terry Bowden at Auburn ... Played in all 12 games at left tackle as a senior, starting every contest but the Mississippi State outing ... A first team All-America choice of the Football Writers Association ... Tabbed as a first team All-Southeastern Conference selection by *Football News* ... Led the team with 53 knockdowns, helping an offense that averaged 280.7 yards per game passing ... Played in all 11 games as a junior, starting 10 contests at right guard, all but the Alabama-Birmingham contest ... An honorable mention All-America and first team All-SEC pick by *Football News* ... Registered 79 knockdown blocks on the year ... Appeared in 10 games at left tackle as a sophomore, with four starts ... Played in all 11 games as a true freshman, starting the final eight match-ups of the year at right tackle ... An All-SEC freshman team pick by the *Knoxville News-Sentinel* ... Saw duty in 575 plays as a true freshman ... Part of an Auburn offense which averaged 410.0 yards per game ... Earned his first career start in a 38-0 shutout of East Tennessee State as the Tigers amassed 479 total yards ... Majored in Liberal Arts at Auburn.

Personal: An All-State and All-Area selection at Swansea (S.C.) High School ... Only played two years of prep football, starting at offensive guard and defensive end ... Led the team to a pair of state titles ... Also served as the starting center on the basketball team, averaging 20 points and five rebounds per game ... Lettered in wrestling and track, as well ... Uncle, Marshall Riley, was a defensive tackle at Auburn from 77-80 ... Full name: Victor Allan Riley ... Married, wife Kym, with a daughter, Victoria (1) ... The Rileys reside in Overland Park, Kansas.

Games Played/Games Started: 1998 (16/15), 1999 (16/16), 2000 (16/16) — 48/47.

STREAKS AND MILESTONES: Has started 47 consecutive games at right tackle for the Chiefs, the second longest active streak on the team.

FAST FACT

Dating back to the '94 season, the Chiefs are 1-61 against opposing head coaches making their initial regular season visit to Arrowhead Stadium.




FAST FACT

Since the start of the '95 season, the Chiefs own a 37-11 (.771) record at Arrowhead Stadium. Denver is the only AFC team with a better home record over that same span at 39-9 (.813).



SIX-TIME PRO BOWLER



WILL SHIELDS

GUARD - 6-3 - 315

NEBRASKA

DRAFT (NO. 3 - 1993)

NFL: 9 (9TH WITH CHIEFS)

BORN: SEPTEMBER 15, 1971

FORT RILEY, KANSAS

GP/GS: (128/127) PLAYOFFS: (6/6)



Pro Career: Six-time Pro Bowl right guard is arguably the finest player at his position in the league today and is regarded by many as the NFL's finest offensive lineman, period ... Mild-mannered performer speaks volumes with his consistently high level of play ... Is an asset to the club both on the field and in the Kansas City community ... With the retirement of Tim Grunhard, becomes the longest-tenured player on the Chiefs roster ... Has been with Kansas City since joining the club as a third-round draft choice in '93, giving him two more years of experience than his closest competitor, FB Tony Richardson, who signed on in '95 ... Remarkably durable performer has not missed a single contest in his eight previous campaigns, playing in 128 straight games ... Truly gifted performer has made his name at right guard, but has seen action in three games at left tackle for the club, including a start at that position vs. Carolina (12/10/00) ... Made his first NFL appearance at Tampa Bay (9/5/93), a game which also marked Joe Montana's initial game in a Kansas City uniform ... Owns the longest active starting streak of any player on the KC roster, opening 127 consecutive games dating back to the second contest of his rookie season ... Has been a mainstay in the Kansas City lineup since his initial NFL start at Houston (9/12/93) ... Has earned six consecutive Pro Bowl berths following the '95-00 seasons, giving him the longest active streak of any Chiefs player ... Those six Pro Bowl nods are also the most ever by a Kansas City offensive lineman ... Joins Chiefs Hall of Famer Ed Budde and as the only other guard in team history to merit a Pro Bowl invitation ... Last season, matched Budde's streak of six straight AFL All-Star or Pro Bowl appearances accumulated following the '67-72 seasons ... Can match Budde's seven overall AFL All-Star and Pro Bowl berths ('64, '67-72) with one more Pro Bowl invitation ... Should he garner a seventh straight Pro Bowl nod this season, would join some very prestigious Chiefs company. Would become just the third player in team annals with seven or more Pro Bowl appearances, joining Pro Football Hall of Famer Bobby Bell and Chiefs Hall of Famer, the late Derrick Thomas, who share the franchise record with nine. Would also become only the seventh player in Chiefs history with seven or more AFL All-Star or Pro Bowl berths. Bell holds the record with 10, Thomas and OT Jim Tyrer have nine, DT Buck Buchanan had eight, while LB Willie Lanier, QB Len Dawson and Budde each were thus honored seven times. Of that sevensome, all seven are in the Chiefs Hall of Fame, while Bell, Lanier, Dawson and Buchanan are also enshrined in the Pro Football Hall ... In addition, joined Thomas as the only other active player to be named to the Chiefs 40th Anniversary Team in '99 ... Despite his highly-decorated status, is a true team player who puts the good of the whole ahead of his own personal gain ... Humble performer has spoken volumes on the field with his consistently high level of performance ... Is also one of the team's most active players in the Kansas City community, participating in numerous charitable projects and was named *Pro Football Weekly's* "Humanitarian of the Year" in '99 ... Considered one of the most valuable performers on the Kansas City roster and is a key reason the Chiefs ranked third in the league in rushing from '95-99 with a 125.4 yards-per-game average over that five-year span ... The lone remaining active member of the group largely responsible for those helping the Chiefs amass those gaudy ground numbers. For eight seasons was the junior member of the offensive line "Law Firm" which was referred to in the Arrowhead locker room as the single entity of Szott, Grunhard and Shields. That interior line triumvirate is widely regarded as one of the finest in the illustrious history of the franchise ... His commitment to constant improvement has been evident since joining the Chiefs in '93, as he has displayed an uncanny ability to take his game to a higher level each year ... An instinctive performer who can out-smart, out-maneuver, or simply overpower opponents and is endowed with innate ability to decipher the best means of attacking each particular adversary ... Is equally effective in the trenches or the open field and is particularly adept as lead blocker on plays which require a pulling guard ... Was Kansas City's first

draft selection in '93, going in the third round (74th overall) ... Arguably the steal of that year's annual selection meeting after being the 11th offensive lineman chosen. **2000:** Captained the Chiefs offense along with C Tim Grunhard ... Opened 15 games at right guard and one game at left tackle ... Was selected to play in his sixth straight Pro Bowl. Those six straight trips to the Pro Bowl are surpassed in Chiefs history only by Derrick Thomas' record nine straight from '90-98. LB Willie Lanier ('71-76) and S Deron Cherry ('84-89) also represented the Chiefs in six consecutive Pro Bowls ... Was a key reason the club set a franchise-record with 4,388 passing yards ... Filled in at left tackle for an injured John Tait at New England (12/4). It was his second career action at left tackle. He also filled in at left tackle at Cleveland (9/24/95) when injuries sidelined John Alt and Jeff Criswell ... Made his 125th consecutive start and his first NFL start at left tackle vs. Carolina (12/10) in place of Tait ... Returned to his starting spot at right guard vs. Denver (12/17) ... Kansas City tied a franchise record by not permitting a sack in those three consecutive contests vs. the Patriots, Panthers and Broncos, even more impressive considering Shields saw substantial action at left tackle in two of those games. **1999:** Started all 16 games at right guard for the sixth consecutive year and was named to the Pro Bowl for the fifth consecutive year ... Was a first team All-Pro selection of *The Sporting News* ... A major contributor to the Chiefs punishing ground attack which ranked fourth in the NFL, averaging 130.1 yards per game ... Also helped protect QB Elvis Grbac, who was sacked just 26 times, the fourth-lowest total in the league ... Captained the offense vs. Denver (9/19), vs. Detroit (9/26) and at San Diego (10/3) ... Made his 100th consecutive start at right guard vs. New England (10/10) ... Captained the offense along with Dave Szott at Tampa Bay (11/14). **1998:** Started at right guard in all 16 games for the fifth consecutive season, earning Pro Bowl honors for a fourth straight year ... Credited with his first career reception in the third quarter of the monsoon game vs. Seattle (10/4), hauling in a Rich Gannon pass that was batted back at the line of scrimmage by Seahawk defensive lineman Phillip Daniels for a four-yard gain. **1997:** Merited a Pro Bowl appearance for the third consecutive season for his stellar play on Kansas City's offensive line ... Started all 16 regular season games for the fourth straight year ... Once again decorated as one of the NFL's best at his position, earning All-NFL first team honors from *College and Pro Football Newsweekly* and second team recognition from *Football Digest* ... Was a first team All-AFC pick of *Football News* ... Part of a Kansas City offensive line which helped the Chiefs roll up 135.7 rushing yards per game to rank fourth in the AFC and fifth in the NFL, marking the third straight season the club was among the league's top five rushing offenses ... Delivered a devastating block which helped spring Kimble Anders on a 55-yard screen play in a 35-14 romp at Carolina (9/21) ... Started in the playoffs vs. Denver (1/4/98), his sixth postseason appearance. **1996:** Continued to establish himself as a force to be reckoned with on the offensive line ... Opened all 16 games for the Chiefs at right guard for the third consecutive season and earned his second straight berth in the Pro Bowl, his first as a starter ... Became the first Kansas City guard to appear in back-to-back AFC-NFC Pro Bowls since Ed Budde in '71 and '72 ... Was a first team All-AFC selection of both UPI and *Pro Football Weekly* ... Helped the Chiefs average 125.6 yards per game on the ground, the league's fourth-best total. **1995:** Made his first Pro Bowl appearance and was named first team All-NFL by *USA Today* and *Sports Illustrated* ... Started all 16 regular season contests at right guard, in addition to the club's playoff tilt ... A pivotal part of a Chiefs offensive line which cleared a path for the NFL's top rushing offense ... It marked the first time in franchise history that Kansas City had ever led the league in that category ... That same offensive line was also proficient in protecting the passer, allowing an AFC-low 21 sacks ... Opened at right guard at Cleveland (9/24), but injuries to starting tackles John Alt and Jeff Criswell forced him to step in at the right tackle spot ... Despite never previously taking a snap at that position in his life, he stepped in and performed in a winning fashion, **1994:** Started all 16 regular season games plus the playoff affair at right guard ... Was a model of consistency all season long ... Key part of an offensive front that permitted just 19 sacks, the fewest in Kansas City history and the third-fewest in the NFL in '94. **1993:** Made an immediate impact on the Chiefs offensive line as a rookie, starting 15 of 16 games at right guard ... Also started three playoff contests ... His 18 combined starts are the most ever by a Chiefs rookie ... Team's third-round pick was named to almost every all-rookie squad, including *Pro Football Weekly*, *Football News* and *Football Digest* ... Earned the club's Mack Lee Hill Award, the team's most prestigious rookie honor ... Szott, the team's starting left guard, suffered a knee injury in the season opener at Tampa Bay (9/5), and, the following week at Houston (9/12), Shields started at right guard and Danny Villa moved to left guard.

College: Was a rare three-time All-Big Eight choice ... Became the second Outland Trophy winner to ever play for the Chiefs (Bobby Bell, '62) ... Was also a finalist for the Lombardi Trophy in '92 ... Was a first team All-America selection of the AP, *Football News*, Walter Camp and Kodak and a consensus All-Big Eight choice as a senior ... Was a second team All-America pick by AP as well as a first team All-Big Eight choice as a junior ... The first Husker lineman since center Dave Rimington ('80) to earn conference first team honors as a sophomore ... Became the first player from the state of Oklahoma to play for the Huskers ... Owns a Communications degree from Nebraska.

Personal: Was an All-State choice at Lawton (Okla.) High School ... Selected state Lineman of the Year by the *Daily Oklahoman* ... Lettered three years as an offensive guard and defensive tackle ... Was also a member of the track squad ... Established the "Will to Succeed Foundation,"

which has developed a number of innovative programs. A complete listing of all Shields' charitable efforts are on the foundation's website at www.will2succeed.com. Several major components of the "Will to Succeed Foundation" include: Serving as a spokesman and on the Board of Directors for the Marillac Center for Children which benefits children with emotional and behavioral disorders; "Operation Breakthrough" which helps meet the needs of disadvantaged children served by St. Vincent's Family Center; "Team Esteem," a program for inner-city youths which rewards academic and personal improvement with trips to cultural events and Chiefs games ... Is also a board member for the Kansas City Stop Violence Coalition ... Conducts annual youth football camps in his hometown of Lawton, Oklahoma, as well as locations in Iowa and New Jersey ... Received the inaugural "Arthur S. Arkush Humanitarian of the Year Award" presented by *Pro Football Weekly* in '99 which recognizes "an NFL player whose contributions to the community and charitable causes are both outstanding and hands-on" ... Was named one of the "99 Good Guys in Sports" by *The Sporting News* last season, as well ... Was the 2000 NFL recipient of "The Citizenship Through Sports Award" which is presented by the Citizenship Through Sports Alliance which annually recognizes athletes from all sports for "outstanding citizenship, sportsmanship, ethical conduct and community service ... Part of the "School is Cool Jam" conducted at the University of Nebraska which brought over 17,000 students together for the purpose of mentoring, motivating and stressing the importance of education ... An active participant in the KC Reads program and the Storytelling 2000 Celebration which both promote reading to Kansas City area youths ... Full name: Will Herthie Shields ... Married, wife Senia, one daughter, Sanayika (9), and two sons, Shavon (8) and Solomon (4) ... The Shields family resides in Overland Park, Kansas.

Games Played/Games Started: 1993 (16/15), 1994 (16/16), 1995 (16/16), 1996 (16/16), 1997 (16/16), 1998 (16/16), 1999 (16/16), 2000 (16/16) — 128/127. **Playoffs:** 1993 (3/3), 1994 (1/1), 1995 (1/1), 1997 (1/1) — 6/6.

Additional Stats: Had one reception for four yards vs. Seattle (10/4/98).

STREAKS AND MILESTONES: He has started a team-leading 127 consecutive games dating back to a contest at Houston (9/12/93). Had a streak of 125 consecutive starts at right guard snapped vs. Carolina (12/10) when he started at left tackle for an injured John Tait.



**CHIEFS RECORD BOOK
MOST CONSECUTIVE STARTS
ACTIVE PLAYERS**

1. Will Shields 127
2. Victor Riley 47
3. Donnie Edwards 41
4. Tony Richardson 32
5. Tony Gonzalez 31



**CHIEFS RECORD BOOK
MOST PRO BOWL
APPEARANCES, CAREER**

1. Bobby Bell 9
- Derrick Thomas 9
2. Deron Cherry 6
- Will Shields 6**
5. Willie Lanier 5



**GEROY
SIMON**

WIDE RECEIVER - 6-0 • 196

**MARYLAND
FREE AGENT (2001)
NFL: 1 (1ST WITH CHIEFS)
BORN: SEPTEMBER 11, 1975
JOHNSTOWN, PENNSYLVANIA
GP/GS: (0/0) PLAYOFFS: (0/0)**



Pro Career: Former CFL wideout who inked with the Chiefs as a free agent in 2001 ... Has looked promising during Kansas City's off-season program working at the club's "X" receiver post ... Could have an opportunity to crack Kansas City's roster should he continue that strong showing during the preseason ... Owns previous NFL practice squad experience with the Buccaneers, Eagles and Steelers, but has not seen time on a 53-man roster ... Played with the Winnipeg Blue Bombers of the Canadian Football League in '99-00 ... Inked with the CFL after going to camp with Tampa Bay in '98 ... Was released by the Bucs on August 26th of '98, but subsequently resigned to the practice squad on September 1st ... Released from the practice squad on December 1st and resigned to the Tampa Bay practice squad on December 23rd ... Went to camp with Cincinnati

in '97, but was released on August 12th of that year ... Signed to Philadelphia's practice squad on September 3rd and released on September 23rd ... Signed to Pittsburgh's practice squad on October 14th of '97 ... Released by Pittsburgh on November 4th and inked to the Buccaneers practice unit on December 2nd, where he spent the remainder of the season ... Originally entered the NFL as a rookie free agent signing his first contract with Cincinnati on April 28th of '97. **CFL (1999-00):** Played in 27 games with the Winnipeg Blue Bombers over two seasons ... Was on the receiving end of 85 passes for 1,031 yards (12.1 avg.) with seven TDs ... Also returned one punt, carried the ball one time for 10 yards and recovered a fumble ... Saw action in two playoff games catching four passes for 54 yards ... Signed with Winnipeg on March 2nd of '99 and was granted his free agency on February 16th of 2001. **2000:** Saw action in 17 games in his second season in the CFL ... Finished third in the CFL with 51 receptions, fifth in the league with 725 receiving yards and second with seven TDs ... Also had five special teams tackles ... Caught a career-long pass for 80 yards ... Also recovered a fumble and recorded five tackles ... Saw action in two playoff contests for Winnipeg ... Caught four passes for 54 yards and one touchdown. **1999:** Played in 10 games for Winnipeg ... Caught 34 passes for 306 yards (9.0 avg.) ... Also returned a punt for one yard and contributed five special teams tackles.

College: Finished second on Maryland's all-time charts for receptions (485) and receiving yards (2,095) ... Caught 10 touchdown passes ... Caught 35 passes for 534 yards and three touchdowns as a senior ... Hauled in 54 catches for 440 yards in '95 ... Turned in his finest collegiate season as a sophomore with 77 receptions with 891 yards and five touchdowns ... Also returned a kickoff 94 yards for a touchdown ... As a freshman, contributed 19 catches for 194 yards ... Majored in Criminology at Maryland.

Personal: A prep standout at Johnstown High School in Johnstown, Pennsylvania ... Earned three varsity letters in football and four letters in track ... Full name: Geroy Albert Simon ... Single ... Resides in Raytown, Missouri.



SIMON'S CFL STATISTICS



		RECEIVING					
Year	Team	G	No.	Yds.	Avg.	LG	TD
1999	Winnipeg	10	34	306	9.0	25	0
2000	Winnipeg	17	51	725	14.2	80	7
Totals		27	85	1,031	12.1	80	7
		POSTSEASON					
Year	Team	G	No.	Yds.	Avg.	LG	TD
2000	Winnipeg	2	4	54	13.5	31	1
Totals		2	4	54	13.5	31	1

Additional Stats: Had one rush for 10 yards in 2000. Returned one punt return for one yard in '99. Had 10 special teams tackles – five in '99 and five in 2000. Recovered one fumble in 2000.



MARCUS SPEARS

GUARD/TACKLE • 6-4 • 316

**NW LOUISIANA STATE
FREE AGENT (1997)
NFL: 8 (5TH WITH CHIEFS)
BORN: SEPTEMBER 28, 1971
BATON ROUGE, LOUISIANA
GP/GS: (48/2) PLAYOFFS: (0/0)**



Pro Career: Versatile offensive lineman entering his eighth NFL season and his fifth with the Chiefs ... Spent his first seven years in the league at tackle, but worked extensively for Kansas City at the left guard post this off-season ... Certainly has the physical strength and agility to play inside ... Should his progress at the position continue, will likely compete with Donald Willis for a starting spot at that position ... Worked as Kansas City's third tackle the past two seasons, but the move to guard may facilitate getting him more time on the field with the regular offense ... Can play either tackle position

and has experience as a tackle-eligible in short yardage sets ... Has also been a regular contributor on special teams, as well ... Played in 13 games a year ago and is fully recovered from a forearm injury which cost him the final three contests of the 2000 campaign ... Got his lone two pro starts with Kansas City in '99 ... Originally acquired by Kansas City as a free agent on September 17th of '97 ... Has played in 48 regular season NFL contests with a pair of starts, including 39 contests and both of those starts with the Chiefs ... Owns one kickoff return for 11 yards ... Picked up by Kansas City in '97 after being released by the Packers in training camp prior to the start of the '97 regular season ... Spent three seasons with Chicago ('94-'96), seeing action in nine games for that squad ... Originally entered the NFL as a second-round draft pick (39th overall) of Chicago in '94. **At Kansas City (1997-00):** Has seen action in 39 NFL contests (two starts) with the Chiefs over the past four seasons. **2000:** Played in 13 games on special teams and eight games on offense ... Played on special teams vs. Indianapolis (9/3) ... Saw action as a tackle eligible in short-yardage situations and on special teams at Tennessee (9/10), vs. San Diego (9/17) at Denver (9/24) and vs. Seattle (10/2) ... Saw action on special teams vs. Oakland (10/15) ... Saw action as a tackle eligible in short-yardage situations and on special teams vs. St. Louis (10/22), returning his first career kickoff for 11 yards. Also had a chance to get his first pro reception in that game, but a pass intended for him fell incomplete in the end zone ... Saw action as a tackle eligible in short-yardage situations and on special teams at Oakland (11/5) ... Saw action on special teams and on offense as a tackle-eligible in short-yardage situations at San Francisco (11/12) and took snaps at right guard when Donald Willis switched to center for the injured Tim Grunhard before he later returned to the game ... Saw action on special teams and as a tackle-eligible vs. Buffalo (11/19) ... Saw action on special teams at San Diego (11/26) ... Saw action on special teams at New England (12/4) before leaving the game in the first half with a forearm injury ... Was inactive vs. Carolina (12/10) due to a forearm injury suffered at New England (12/4) and was placed on injured reserve on December 15th. **1999:** Played in 10 games, including action at left tackle in five contests with two starts ... Was inactive for six games ... Saw duty at left tackle at San Diego (10/3) when injuries to Glenn Parker and Tim Grunhard forced the Chiefs to shuffle their offensive line ... Made his first NFL start at left tackle vs. New England (10/10), replacing an injured Parker ... Made his second consecutive start at left tackle, replacing an injured Parker at Baltimore (10/21) ... Was inactive at Indianapolis (11/7), at Tampa Bay (11/14) and vs. Seattle (11/21) ... Saw reserve duty on the offensive line in goal line situations at Oakland (11/28) ... Was inactive at Denver (12/5) ... Saw duty as a tackle eligible vs. Pittsburgh (12/18) ... Was inactive at Seattle (12/26) and vs. Oakland (1/2/00). **1998:** Saw reserve duty on the offensive line and on special teams in the season's first 12 contests ... The bulk of his snaps from scrimmage came as a tackle eligible in short yardage and goal line sets ... Saw action at left tackle in place of Jeff Criswell vs. San Diego (9/20), at Philadelphia (9/27), at New England (10/11) and vs. the N.Y. Jets (11/1) ... Also subbed for Criswell at left tackle vs. Denver (11/16) ... Listed as inactive with a broken right hand at Denver (12/6) and was placed on injured reserve on December 9th. **1997:** Inked by the Chiefs on September 17th ... Was active for five games on the year, seeing duty in four of those contests ... First action in a Chiefs uniform came at right tackle in a reserve role at St. Louis (10/26) ... Saw back-up duty at left tackle in place of an injured Criswell at Jacksonville (11/9) ... Also saw back-up action vs. Denver (11/16) and at Seattle (11/23) ... Was inactive for the club's final four regular season games and the playoffs. **At Chicago (1994-96):** Spent three seasons with Chicago, playing in nine games before being released by the Bears on February 14th of '97. **1996:** Was active for 14 contests, seeing reserve duty in nine of those games ... Did not play in the team's first two contests vs. Dallas (9/2) and at Washington (9/8) ... First NFL regular season action came in the third week of the season vs. Minnesota (9/15) ... Played in a backup role the next eight weeks ... Was inactive at Green Bay (12/1) and vs. St. Louis (12/8). **1995:** Moved to guard after spending the '94 campaign working at tackle ... Did not see game action ... Was active but did not play in five contests and was inactive for the club's remaining 11 games. **1994:** Was inactive for all 16 games ... Drafted in the second round (39th overall) of the '94 draft. **World League (1996):** Spent the spring of '96 as the starting left guard for the World League's Amsterdam Admirals.

College: A three-year starter at NW Louisiana State from '91-'93 ... Was a unanimous first team All-America selection as a senior, and was a two-time All-Southland Conference selection ... Was the first NCAA Division I-AA player to earn All-America honors from the Football Writers Association since Jerry Rice of Mississippi Valley State in '85 ... Also a first team All-America pick by Kodak and a third team choice of AP as a senior ... Did not give up a sack in his final two collegiate seasons ... Majored in Biology at NW Louisiana State.

Personal: Played just one year of prep football at Bel Aire High School in Scotlandville, Louisiana ... Established the "Marcus Spears Still I Rise Foundation" in 2000 which benefits the Children's Place, a treatment facility for abused and neglected children and their families ... Full name: Marcus DeWayne Spears ... Married, wife Vondershell, with three sons, Marcus II (6), Joshua (4) and Tory (1) ... The Spears' reside in Lee's Summit, Missouri.

Games Played/Games Started: 1996 CHI (9/0), 1997 KC (4/0), 1998 KC (12/0), 1999 KC (10/2), 2000 (KC) (13/0) — 48/2.

Additional Stats: Returned a kickoff 11 yards vs. St. Louis (10/22/00).

STREAKS & MILESTONES: Made his first career start vs. New England (10/10/99).



GARY STILLS

LINEBACKER - 6-2 - 239

WEST VIRGINIA
DRAFT (NO. 3A - 1999)
NFL: 3 (3RD WITH CHIEFS)
BORN: JULY 11, 1974
TRENTON, NEW JERSEY
GP/GS: (14/0) PLAYOFFS: (0/0)



Pro Career: Talented third-year pass rusher still attempting to find his true NFL niche ... Has worked as both an outside linebacker and third-down defensive end in his previous two seasons with Kansas City ... Spent time in NFL Europe this spring honing his all-around skills at the linebacker post and is slated to compete at the left outside "SAM" linebacker position for the Chiefs in 2001 ... Is also a relentless special teams performer who ranked second on the squad with 17 tackles in the kicking game a year ago ... Could be called upon to be an even bigger contributor in the kicking game ... Has seen action in 14 regular season games in his previous two seasons, producing a fumble recovery, two QB pressures and 17 special teams stops ... Possesses blazing quickness off the edge, but his ability to play every down will likely determine his playing time on defense ... Plays the game with an extremely high intensity level ... Blessed with explosive speed, natural strength and superb mobility ... Tabbled by the Chiefs with the first of their two selections (75th overall) in the third round of the '99 NFL Draft after entering the draft as a junior. **At NFL Europe (2001):** Started seven of 10 games for the Frankfurt Galaxy ... Tied for the lead in the NFLLE and led the Galaxy with 9.5 sacks ... Led the Galaxy with 54 tackles (41 solo) ... Added three passes defended, one forced fumble and two tackles on special teams ... Was named NFL Europe Defensive Player of the Week vs. Barcelona (6/23) after collecting seven tackles, 3.5 sacks and a forced fumble. **At Kansas City (1999-00):** Has seen action in 14 games on special teams and three games on defense ... Recorded 17 special teams tackles ... Added two quarterback pressures and one fumble recovery on defense. **2000:** Played in 12 games on special teams and in three games on defense (two at DE, one at LB) ... Was second on the club with 17 special teams stops, trailing only LB Mike Maslowski who had 25 ... Had two QB pressures and one fumble recovery ... Was inactive vs. Indianapolis (9/3) ... Played on special teams at Tennessee (9/10), recording one tackle ... Contributed two QB pressures and two tackles on KO coverage vs. San Diego (9/17) ... Saw reserve duty as DE in pass rush situations and on special teams at Denver (9/24), recovering a Gus Frerotte fumble forced by S Greg Wesley in Kansas City's 23-22 comeback win. Also added one special teams stop ... Saw action on special teams and as a reserve at DE vs. Seattle (10/2), recording a career-high four special teams tackles ... Was inactive vs. Oakland (10/15), vs. St. Louis (10/22) and at Seattle (10/29) ... Saw action on special teams at Oakland (11/5) ... Made one stop on KO coverage at San Francisco (11/12) ... Saw action on special teams vs. Buffalo (11/19) ... Racked up two tackles on KO coverage at San Diego (11/26) ... Had one tackle on KO coverage at New England (12/4) ... Produced two special teams stops apiece vs. Carolina (12/10) and vs. Denver (12/17) ... Had one stop on punt coverage at Atlanta (12/24). **1999:** Saw duty on special teams in two games, but did not record any stats ... Was inactive for 14 games ... Made his NFL debut on special teams vs. San Diego (10/31) and also saw action in the kicking game at Oakland (11/28).

College: Despite missing portions of his final two seasons due to injuries, still ranked second on the Mountaineers career chart with 26.0 career quarterback sacks, trailing only Canute Curtis who posted 34.5 from '93-'96 ... A two-year starter at rush linebacker for West Virginia, seeing duty in 30 career games (17 starts) in three collegiate seasons ... Saw bowl action in all three seasons with the club, as well ... Concluded his collegiate career with 159 tackles (109 solo), 26.0 sacks (-148.0 yards), a fumble recovery and four forced fumbles ... Also had 18 tackles for loss (-75 yards), 24 QB pressures and eight passes defended ... Started eight games and was a first team All-Big East selection as a junior ... Ranked fourth in the conference with 10.0 sacks (-58.0 yards), the fifth-highest single-season sack tally in West Virginia history ... Credited with a pair of forced fumbles, four passes defended ... Fractured his left kneecap in the Ohio State game after posting seven tackles and a pair of passes defended ... Returned to action vs. Miami and had six tackles and forced an interception ... Invited to the East-West Shrine Game and the Senior Bowl ... Played in 11 games (nine starts) and received first team All-Big East accolades as a sophomore ... Ranked second in the Big East with a career-best 12.0 sacks (-71.0 yards) and finished fourth on team with 67 tackles (46 solo) ... Added a fumble recovery, a forced fumble, three pass break-ups and 12 QB pressures ... Tied Steve

Hathaway's Mountaineers record with 4.0 sacks of QB Chad Pennington in his first start at rush linebacker vs. Marshall ... Saw action in 11 games as a redshirt freshman, playing behind All-America pick Canute Curtis ... Racked up 34 tackles (25 solo), 4.0 sacks (-19.0 yards), a forced fumble and five quarterback pressures ... Did not participate in football as a true freshman in '95, concentrating on academics ... Majored in Sports Management at West Virginia.

Personal: Attended Valley Forge (Pa.) Military Academy ... Registered 162 tackles with 7.5 sacks as a senior in '94 ... Produced a whopping 22 tackles in a single game as a senior ... Rated the fifth-best linebacker prospect in the East by *Blue Chip Illustrated* ... Recipient of the Jeff and Vicky Hostetler endowed scholarship ... Full name: Gary Stills ... Single ... Resides in Trenton, New Jersey.

		STILLS' NFL STATISTICS									
		TACKLES			FUMBLES		SACKS	INTS	PASSES	QB	
Year	Team	G-S	Solos	Asst.	Total	Rec.	For.	No./Yds.	No./Yds.	Defensed	Pressures
1999	Kansas City	2-0	0	0	0	0	0	0.0/0.0	0/0	0	0
2000	Kansas City	12-0	0	0	0	1	0	0.0/0.0	0/0	0	2
Totals		14-0	0	0	0	1	0	0.0/0.0	0/0	0	2

Additional Stats: Had 17 special teams tackles in 2000.

SINGLE GAME CAREER HIGHS
Special Teams Tackles: 4 vs. Seattle (10/2/00).



DAN STRYZINSKI

PUNTER - 6-2 - 200

INDIANA

UNRESTRICTED FREE AGENT (2001)

NFL: 12 (1ST WITH CHIEFS)

BORN: MAY 15, 1965

VINCENNES, INDIANA

GP/GS: (160/0) PLAYOFFS: (4/0)



Pro Career: Accomplished punter who is recognized around the league as one of the NFL's best at his craft ... Enters his 12th pro campaign and his first with Kansas City in 2001 ... Inked with the Chiefs as an unrestricted free agent from Atlanta on March 9th of this year ... Comes to Kansas City after previous pro stints with Pittsburgh ('90-91), Tampa Bay ('92-94) and Atlanta ('95-00) ... His off-season signing was likely overshadowed by other players acquired by the Chiefs such as QB Trent Green, RB Priest Holmes and a host of others, but may prove to be one of the most important pickups of the year for the Red and Gold ... When asked at the club's June mini-camp who the most impressive performer on the team was, head coach Dick Vermeil's answered without hesitation: "The punter probably has been the most impressive player. It's glaring how good he is." Glaringly good is perhaps the best descriptor for this talented punting specialist ... Doesn't necessarily boast the strongest leg in the NFL, but arguably has no peers when it comes to placing a ball wherever he wants with pinpoint accuracy ... Instead of looking at the gross average, one can get a true appreciation of Stryzinski's game by tracking his net average, as well as his perennially-high numbers in both punts inside the 20 and forced fair catches ... Punt return yards allowed is also a category where he typically excels ... A true asset to a club's punt coverage unit who is an outstanding weapon in the critical battle of field position ... An outstanding directional kicker who specializes in placing the ball outside of the hashmarks, to pin opponents' return men on the boundaries ... That knack for punting precision, combined with extremely high hang times makes him one of the toughest punters to rack up return yardage against in the entire league ... Since the league went to a 16-game schedule in '78, teams Stryzinski has punted for own six of the top 10 stingiest marks in punt return yardage allowed over that span ... His best effort in that area came in '97 with Atlanta when opponents tallied a mere 55 return yards against Stryzinski the entire season ... Relinquished just 126 punt return yards a year ago with the Falcons, which ranked as the ninth-lowest tally over that span and the lowest in the NFL last season ... Also annually ranks among the NFL's

leaders in forcing fair catches ... Has forced 335 fair catches over his career and has led the league in that category on five separate occasions, turning that trick in '90, '91, '92, '94 and '97 ... Also specializes in pinning opponents deep in their own territory, placing at least 20 kicks inside the 20-yard line each of the past eight seasons ... Gets the ball off in a hurry and is rarely responsible for getting a punt blocked ... Had an amazing streak of 557 consecutive punt attempts without a block from '93-00 ... Is coming off one of the finest seasons of his pro career in 2000 ... Led the NFC with a career-best 37.9-yard net punting average, a figure which ranked second in the NFL and rated as the second-highest single-season tally in Falcons history ... Also tied a career high with 27 punts inside the 20 for the second straight year, ranking second in the NFC and seventh in the NFL in that department in 2000 ... Consistent performer has seen action in a total of 176 regular season NFL games, playing in all 16 games in all 11 of his prior pro campaigns ... Has punted the ball 847 times for 34,019 yards, good for a 40.2-yard gross and a 36.2-yard net ... Owns 229 career kicks inside the 20-yard line and has only 62 touchbacks ... An experienced postseason performer, has seen action in four postseason games, punting the ball 13 times for 524 yards, good for a 40.3-yard gross and a 40.2-yard net with five kicks inside the 20 and one touchback ... Was a part of an Atlanta squad which reached Super Bowl XXXIII following the '98 campaign ... Experienced the same winding journey many specialists take in the league before eventually catching on with a club ... Prior to making Pittsburgh's 53-man roster in '90, spent time with the Saints, Browns and Colts ... Caught on with New Orleans' practice squad in October of '89 after being waived by Cleveland in training camp ... Also spent a week in Browns camp in '88 after originally entering the NFL as a rookie free agent with Indianapolis earlier that year. **At Atlanta (1995-00):** Saw action in 96 games in six seasons for the Falcons ... Punted 469 times for 18,982 yards good for a 40.5-yard gross and a 36.8-yard ... Landed 142 punts inside the 20 with just 34 touchbacks ... Forced opponents to make 185 fair catches, as well ... Saw action in four postseason games, including the club's berth in Super Bowl XXXIII following the '98 season ... Signed with Atlanta as an unrestricted free agent on February 20th of '95. **2000:** Appeared in all 16 games for Atlanta, booting the ball 84 times for 3,447 yards, good for a 41.0-yard gross and a 37.9-yard net ... Tied a career high with 27 punts inside the 20-yard line and only five touchbacks ... Punted the ball for 95 yards on two kicks for a 47.5 average with neither kick being returned and one traveling 51 yards vs. San Francisco (9/3) ... Punted 272 yards for a 38.9 average with one dropping inside the 20 at Denver (9/10) ... Named the special teams MVP by the coaching staff for his performance at Carolina (9/17) when he punted six times for 257 yards (42.8 avg.), while surrendering only one return for five yards ... Allowed only two returns for minus one yard on five punts for 207 yards and a 41.4 average vs. St. Louis (9/24) ... Booted the ball a season-high eight times for 296 yards and 37.0 average while dropping half of his kicks inside the 20-yard line at Philadelphia (10/11) ... Punted five times for 183 yards and dropped two inside the 20 vs. the N.Y. Giants (10/8) ... Kicked five times for 213 yards for a 42.6 average and placed three kicks at the five, 12, and four-yard lines at St. Louis (10/15) ... Nailed four punts for 176 yards including a season-long 60-yard bomb vs. New Orleans (10/22) ... Averaged 40.0 yards on three kicks for 120 yards vs. Carolina (10/29) ... Booted four kicks for 177 yards for a 44.3 average vs. Tampa Bay (11/5), but suffered a block to snap a streak of 557 consecutive punts without a block dating back to '93 when he was playing for Tampa Bay ... Tied a career high with 10 punts for 439 yards for a 43.9 average with three kicks landing inside the 20 and forcing five fair catches at Detroit (11/12) ... Punted 222 yards on five kicks for a 44.4-yard average ... Booted the ball eight times for 313 yards and a net average of 39.1 yards at Oakland (11/26) ... Dropped two of three kicks inside the 20 vs. Seattle (12/3) ... Punted seven times for 281 yards and a 40.1 average with five kicks being returned for five yards at New Orleans (12/17) ... Kicked for 87 yards on two attempts, good for a 43.5 average vs. Kansas City (12/24). **1999:** Saw action in all 16 games ... Punted 80 times for 3,163 yards, good for a 39.5-yard gross and a 37.1-yard net in 16 games ... Established a career high by placing 27 kicks inside the 20-yard line, tying for second in the NFC, while yielding only four touchbacks ... His 27 kicks dropped inside the 20 tied for second best in Atlanta history ... Allowed only 119 return yards, the lowest in the NFL on the year ... Also yielded four touchbacks, the lowest in the NFL ... His 37.1 net average was the third-best mark in Falcons history ... Forced 34 fair catches, the second-most in team history and the third-highest total of his career ... Punted seven times for 284 yards for a 40.6 average at Dallas (9/20) ... Dropped a career-best five kicks inside the 20 on six attempts for 255 yards at New Orleans (10/10) ... Forced three of his four kicks to be fair caught vs. St. Louis (10/17) ... Dropped four punts inside the 20 at Pittsburgh (10/25) ... Booted six punts for 245 yards for a 40.8 average vs. Tampa Bay (11/21) ... Averaged 43.5 yards per kick vs. Arizona (12/26). **1998:** Played in all 16 games, punting the ball 74 times for 2,963 yards, good for a 40.0-yard gross and a 36.6-yard net ... Placed 25 balls inside the 20 and yielded seven touchbacks ... Forced 29 fair catches ... Punted eight times for 341 yards, good for a 42.6-yard gross and a 41.3-yard net in the postseason ... Had a season long punt of 55 yards vs. New Orleans (10/18) ... Punted seven times for 297 yards and a 42.4-yard average at St. Louis (11/29) ... Placed a season-high four punts inside the 20-yard line at Detroit (12/20) ... Saw action in three postseason games including the team's appearance in Super Bowl XXXIII vs. Denver (1/31/99). **1997:** Saw action in all 16 games ... Led the NFL in forced fair catches for the fifth time in the 90's with a personal-best 45 ... Kicked for 3,498 yards on 89 kicks,

good for a 39.3-yard gross and a 36.7-yard net ... Placed 20 balls inside the 20-yard line and was charged with just nine touchbacks ... Only 21 of his 89 punts were returned for an NFL-low 55 yards (2.6 avg.) ... His 36.7-yard net average was the third-best in the NFC and seventh-best in the NFL ... Forced fair catches on five of his seven punts vs. Denver (9/28) to be named the club's special teams player of the game ... Named the special teams player of the game for a second time when he punted five times allowing no return yardage and forcing four fair catches vs. San Francisco (10/19). **1996:** Saw duty in all 16 games ... Punted 75 times for 3,152 yards, good for a 42.0-yard gross and a 35.5-yard net ... His 42.0-yard gross ranks as the best tally of his career ... His 3,152 punting yards and 75 punts were the second most in his career ... Ranked second in the NFL with 25 forced fair catches and four touchbacks. **1995:** Played in all 16 games and punted 67 times for 2,759 yards, good for a 41.2-yard gross and a 36.2-yard net ... Dropped 21 kicks inside the 20-yard line and yielded only five touchbacks ... Finished 10th in the NFL in fewest returns with 28 ... Had a career-long 65-yard punt at Buffalo (11/12) ... Punted five times for 183 yards at Green Bay (12/31) in an NFC postseason contest. **At Tampa Bay (1992-94):** Punted in 48 games during his three seasons in Tampa Bay ... Booted 239 balls for 9,587 yards, good for a 40.1-yard gross and a 35.8-yard net ... Placed 59 balls inside the 20-yard and was charged with just 20 touchbacks. **1994:** Saw action in every game ... Punted 72 times for 2,800 yards, good for a 38.9-yard gross and a 35.9-yard net ... Dropped 20 kicks inside the 20-yard line and allowed a mere six touchbacks ... Led the NFL in fewest punt returns allowed with just 18 and the fewest return yards with 94 ... Also paced the league by permitting opponents just 5.4 yards per punt return ... Set a team record by forcing 42 fair catches, as well. **1993:** Played in every game and punted a career-high 93 times for 3,772 yards, good for a 40.6-yard gross and a 35.3-yard net ... Dropped 24 kicks inside the 20-yard line and only allowed three touchbacks ... Forced 23 fair catches, the third-highest total in the NFL ... Punted a career-high 10 times at Green Bay (11/28). **1992:** Saw action in all 16 games, booting 74 balls for 3,015 yards, good for a 40.7-yard gross and a 36.2-yard net ... Placed 15 of his kicks inside the 20-yard line with 11 touchbacks ... Led the NFL for the third straight year by forcing 26 fair catches ... Set a Tampa Bay record with a 36.2-yard net ... Allowed a league-low 117 punt return yards ... Had only 22 of his 74 punts returned ... Completed two passes on fake punts, becoming the first Tampa Bay punter to complete a pass since '78. **At Pittsburgh (1990-91):** Played in 32 games for Pittsburgh, punting 139 times for 5,450 yards, good for a 39.2-yard gross and a 35.2-yard net ... Had 28 balls land inside the 20-yard line and eight touchbacks. **1991:** Appeared in all 16 games ... Punted 74 times for 2,996 yards, good for a 40.5-yard gross and a 36.3-yard net ... Placed 10 kicks inside the 20 and had three touchbacks ... His net average of 36.3 tied for eighth in the NFL ... Punted six times, but allowed only three return yards at Buffalo (9/8) ... Booted a season-long 63-yard punt at Denver (11/3). **1990:** Played in every game during his first pro season ... Kicked 65 times for 2,454 yards, giving him a 37.8-yard gross and a 34.1-yard net ... Dropped 18 balls inside the 20 with just five touchbacks ... His 32 fair catches led the NFL ... Also led the NFL in percentage of punts fair caught at 49.0 ... Put three punts inside the 20-yard vs. Atlanta (11/4) ... Dropped three punts inside the 20 vs. Cleveland (12/23).

College: Was a two-time All-Big Ten selection at Indiana ... Was a freshman walk-on who set the school record with a 40.6-yard gross average ... Formed a dynamic kicking duo at Indiana with former Kansas City kicker, Pete Stoyanovich ... Played in the Peach Bowl ... Graduated from Indiana with degrees in Public Finance and Economics.

Personal: A senior co-captain at Lincoln High School in Vincennes, Indiana ... Played four different positions on his prep gridiron squad ... Led the basketball team in scoring and rebounding his senior year ... Donated \$100 for every fair catch forced to the Gwinnett County Children's Shelter in his "Kicks for Kids" program ... Also supported the shelter's new "Safe Place" program, a service for runaway and troubled youth needing a safe haven ... A Harley-Davidson enthusiast who attended "Bike Week" in Daytona Beach in '95 ... Rides with his family on dirt bikes ... Nicknamed "The Hangman" for his high hanging punts ... Spent time as an intern with a brokerage firm in downtown Atlanta during his time with the Falcons ... Full name: Daniel Thomas Stryzinski ... Married, wife Angie, with two sons, Daniel Jr. (12) and Eric (10) ... The Stryzinskis reside in Alpharetta, Georgia.



NFL RECORD BOOK
FEWEST PUNT RETURN YARDS ALLOWED, 1978-00



1.	53	Buffalo	1991	6.	110	Chicago	1986
2.	55	Atlanta*	1997	7.	117	Tampa Bay*	1992
3.	94	Carolina	1998	8.	119	Atlanta*	1999
4.	103	Tampa Bay*	1994	9.	126	Atlanta*	2000
5.	105	Pittsburgh*	1990	10.	131	Miami	1979
					131	San Diego	1990

**Dan Stryzinski served as punter.*



STRYZINSKI'S NFL STATISTICS



PUNTING

Year	Team	G-S	No.	Yds.	Avg.	TB	In 20	LG	Blk.	Net Avg.
1990	Pittsburgh	16-0	65	2,454	37.8	5	18	51	1	34.1
1991	Pittsburgh	16-0	74	2,996	40.5	3	10	63	1	36.3
1992	Tampa Bay	16-0	74	3,015	40.7	11	15	57	0	36.2
1993	Tampa Bay	16-0	93	3,772	40.6	3	24	57	1	35.3
1994	Tampa Bay	16-0	72	2,800	38.9	6	20	53	0	35.9
1995	Atlanta	16-0	67	2,759	41.2	5	21	64	0	36.2
1996	Atlanta	16-0	75	3,152	42.0	4	22	58	0	35.5
1997	Atlanta	16-0	89	3,498	39.3	9	20	57	0	36.7
1998	Atlanta	16-0	74	2,963	40.0	7	25	55	0	36.6
1999	Atlanta	16-0	80	3,163	39.5	4	27	55	0	37.1
2000	Atlanta	16-0	84	3,447	41.0	5	27	60	1	37.9
Totals		176-0	847	34,019	40.2	62	229	64	4	36.2

Additional Stats: Completed two passes for 14 yards in '92. Has rushed four times for 24 yards - three rushes for 17 yards in '90 and one rush for seven yards in '92. Recovered a fumble in '90.

POSTSEASON

Year	Team	G-S	No.	Yds.	Avg.	TB	In 20	LG	Blk.	Net Avg.
1995	Atlanta	1-0	5	183	36.6	0	1	42	0	22.2
1998	Atlanta	3-0	8	341	42.6	1	4	56	0	41.3
Totals		4-0	13	524	40.3	1	5	56	0	40.2

SINGLE GAME CAREER HIGHS

Punts: 10 at Detroit (11/12/00)
at Green Bay (11/28/93)

Long Punt: 64 at Buffalo (11/12/95)

Most Punts Inside the 20: 5 at New Orleans (10/10/99)



JOHN TAIT

TACKLE - 6-6 - 316

BRIGHAM YOUNG
DRAFT (NO. 1 - 1999)
NFL: 3 (3RD WITH CHIEFS)
BORN: JANUARY 26, 1975
PHOENIX, ARIZONA
GPI/GS: (27/18) PLAYOFFS: (0/0)



Pro Career: Powerful young offensive tackle appears poised for a breakout season in 2001 ... Was one of the Chiefs most impressive offensive performers this off-season and looks ready to take his game to the next level ... Entered the starting lineup at left tackle late in his rookie campaign before taking over those duties on a full-time basis in 2000 ... Possesses the prototypical size, strength and agility to play the position, owning almost identical proportions as the standard-bearer at left tackle, Jacksonville's five-time Pro Bowler Tony Boselli (6-7, 320) ... Has all the tools and the tenacity to make the transition from a consistent player at his position to a truly dominant performer ... Mild-mannered off the field, shows a nasty side once he crosses the stripe onto the playing surface ... Relentless competitor who refuses to appease would-be pass rushers, putting up a tooth-and-nail fight on every down ... With Tait anchoring the left tackle post in 2000, the Chiefs amassed one of the most prolific passing seasons in team annals, racking up 4,149 aerial yards, good for second-most in team history ... Kansas City also tied a team record by going three consecutive games without allowing a sack in 2000, another testament to Tait and the rest of the Chiefs talented offensive front ... Those pass-blocking skills should prove valuable in Kansas City's new offensive scheme which puts a premium on a precision passing attack ... A dedicated technician who has made dramatic strides in each of his two previous seasons with Kansas City ... Tabbed with the 14th overall selection in the '99 NFL Draft by the Red and Gold, was the first lineman

taken that year, a distinction he continues to justify ... Tait's selection marked the first time in Chiefs history the club had used its initial draft pick to select an offensive tackle two consecutive years after taking Victor Riley in '98 ... Joins Riley to give the Chiefs an imposing pair of young bookends for their offensive front ... Pairs with Riley to provide Kansas City with not only an explosive pair of drive blockers in the running game, but also an adept duo of pass protectors ... Despite missing all of training camp and the preseason in '99 due to a contract holdout, made rapid progress upon joining the club on September 9th of that year ... Played in 12 games with three starts as a rookie, seeing action at left tackle and also working as a wedge man on the club's kickoff return unit ... Continued that progress in 2000 when he started all 15 contests he played in ... In total, has seen action in 27 games for the Chiefs with 18 starts ... Was the club's first draft choice from Brigham Young since tabbing center Orrin Olsen in the eighth round of the '76 draft ... Originally entered the NFL as a first-round selection (14th overall) of Kansas City in the '99 NFL Draft. **2000:** Started 15 games at left tackle ... Left the game in the fourth quarter with a knee injury and did not return at New England (12/4) ... Was inactive vs. Carolina (12/10) due to a knee injury suffered at New England (12/4) ... Returned to the starting lineup vs. Denver (12/17) ... Was part of a team-record effort when the Chiefs did not permit a sack in those contests vs. the Patriots, Panthers and Broncos. Although out of the lineup vs. Carolina, started the other two contests in that record-setting three-game stretch. **1999:** Saw duty in 12 games with three starts ... Played at left tackle and as a tackle eligible in goal line sets ... Also saw duty on the kickoff return unit in the season's final five contests ... Began the regular season on the NFL Roster Exemption list for the season's opening two contests at Chicago (9/12) and vs. Denver (9/19) after signing with the club on September 9th ... Made his NFL debut vs. New England (10/10) when he lined up as a tackle eligible on the club's goal line offense ... Made his first NFL start at left tackle, replacing an injured Glenn Parker at Oakland (11/28) ... Also started at left tackle for Parker vs. Pittsburgh (12/18) and at Seattle (12/26) ... Played but did not start in the regular season finale vs. Oakland (1/2/00).

College: Started all 37 games he saw duty in during his three-year college playing career under head coach LaVell Edwards at BYU ... An All-America pick his final season, also earned first team All-Western Athletic Conference honors as both a junior and a senior ... Was eligible for a fifth year of college action after redshirting as a true freshman in '93, but had already completed his degree and declared for the draft ... Served as a captain for the BYU offense and started all 13 games at left tackle in his final season in '98 ... Earned first team All-America honors from *Football News* that year and was named National Offensive Lineman of the Year selection by *The Sports Network* ... Was a first team All-WAC choice, as well ... Posted 127 knockdown blocks in his junior campaign for a BYU offense which averaged 381.7 yards per game ... Started nine games at left tackle as a sophomore, missing two contests due to injury ... Had 79 knockdown blocks on the year ... Did not play vs. Tulsa or Texas-El Paso due to a knee sprain ... Started all 15 games at left tackle as a freshman in '96 ... A freshman All-America selection of *The Sporting News* ... Delivered 76 knockdowns and helped the BYU offense roll up 478.0 yards per game ... Helped lead the club to a 19-15 win over Kansas State in the Cotton Bowl ... Did not play football from '94-95 ... Served on an LDS church mission to Tennessee ... Redshirted as a freshman in '93 ... Earned a degree in Communications from BYU.

Personal: Lettered three times in football and twice in track and field (shot put and discus) at McClimcock High School in Tempe, Arizona ... An All-State, All-Region and All-City selection in football as both a junior and senior ... Full name: John Bernard Tait ... Single ... Resides in Overland Park, Kansas.

Games Played/Games Started: 1999 (12/3), 2000 (15/15) — 27/18.

FAN-TASTIC

- The Chiefs have sold out 84 straight games dating back to '91, including four playoff contests.
- Kansas City led the AFC in home attendance for the seventh consecutive season in 2000, with an average of paid attendance of 78,920 fans per game during the regular season.
- A total of 1,115,272 fans saw Kansas City play at home and on the road during the regular season in 2000, marking the eleventh consecutive year that the Chiefs have broken the one-million mark in total regular season attendance.
- A remarkable 97.3% of Chiefs season ticket holders renewed their tickets for the 2001 season.
- The Chiefs have increased the season-ticket sales cut off to 73,000, giving the team its largest season-ticket base in over 20 years.
- The Chiefs season ticket base is comprised of individual accounts from 43 states, plus the District of Columbia.
- Kansas City has drawn over 560,000 fans for eleven straight seasons and have attracted over 600,000 each of the past eight years.
- The Chiefs had two of their largest home crowds in team history in 2000. The largest was 82,893 vs. Seattle (10/2), while the 79,142 fans who paid to St. Louis (10/22) ranked 10th-best.
- Kansas City's paid home attendance of 631,365 in 2000 was the highest in franchise history.
- The Chiefs (79,974) are the only team in the NFL to average over 76,000 fans per game in each of the last seven seasons, drawing 4,310,563 fans over that span.
- The Chiefs recorded a total paid attendance 1,399,357 fans for Kansas City's 20 games in 2000 (four preseason and 16 regular season).



CHRIS THOMAS

WIDE RECEIVER • 6-0 • 190

CAL POLY - SAN LUIS OBISPO

FREE AGENT (2001)

NFL: 6 (1ST WITH CHIEFS)

BORN: JULY 16, 1971

BURBANK, CALIFORNIA

GP/GS: (65/0) PLAYOFFS: (1/0)



Pro Career: Veteran receiver entering his first campaign in Kansas City after signing with the club as a free agent this off-season ... Spent portions of the past two seasons in St. Louis, giving the Chiefs another offensive performer well-versed in the club's new offensive system ... Is also familiar with QB Trent Green, working with him during stints in both St. Louis ('99-00) and Washington ('97-99) ... A crisp route-runner who could compete for playing time as an extra wideout ... Slated to work at the "Z" receiver position behind Derrick Alexander ... Has seen action in 65 regular season contests, owning 32 receptions for 345 yards (10.8 avg.) ... Saw duty in one postseason game with the Rams in '99 and earned a Super Bowl XXXIV ring with that club ... Is a top-flight special teams coverage performer, owning 66 special teams stops in just 65 games ... Is also a versatile special teamer, subscribing to the "more you can do" motto ... Has also seen duty as a KO returner, running back three kickoffs for 49 yards with the 49ers in '95 and also kicked off four times for St. Louis in 2000 when K Jeff Wilkins went down with an injury ... Cracked his first 53-man roster with San Francisco in '95 after beginning his NFL career on San Diego's practice squad in '93 ... Was released by the Chargers following the '93 campaign and did not catch on with another club until joining the 49ers for camp in '95 ... Originally entered the league as a rookie free agent with San Diego in '93. **At St. Louis (1999-00):** Played in 24 games for St. Louis ... Caught one pass for six yards and added 26 special teams tackles. **2000:** Played in all 16 games on special teams, tying a career high with 18 special teams stops ... Forced and recovered a fumble on a kickoff to set up a field goal at Atlanta (9/24) ... Assumed kickoff duties vs. Atlanta (10/15) when K Jeff Wilkins was injured in the first quarter. Had four kickoffs with a long of 61 yards. **1999:** Saw duty in a total of 10 games on the year, playing in eight games with St. Louis and two games with Washington ... Started the season with Washington ... Played in two games on special teams for the Redskins before being released on September 21st ... Signed by St. Louis on October 20th ... Registered one reception for six yards and eight special teams tackles for the Rams ... Saw his first duty with the Rams vs. Cleveland (10/24) ... Caught his only pass of the season for six yards at San Francisco (11/21). **At Washington (1997-99):** Played in 29 games, catching 25 passes for 266 yards (10.6 avg.) ... Also made 29 special teams tackles. **1999:** Played in two games for Washington before being released ... Made two special teams tackles. **1998:** Appeared in 14 games and caught 14 passes for 173 yards (12.4 average) ... Converted eight of his 11 catches for first downs ... Made nine special team tackles ... Had a pair of catches for 21 yards and added three special teams tackles in the season opener vs. the N.Y. Giants (9/6) ... Caught a career-high four passes for a career-best 62 yards vs. San Diego (12/6) with a long reception of 25 yards ... Forced a fumble on kick returner Jacquez Green vs. Tampa Bay (12/19) which the Redskins recovered on the Tampa Bay 15-yard-line. Also added a reception for 12 yards vs. the Buccaneers. **1997:** Saw duty in 13 games ... Caught 11 passes for 93 yards ... Had a career-high 18 special teams tackles ... Grabbed a pair of third down receptions for 23 yards against Deion Sanders vs. Dallas (10/13) ... Converted a pair of third down catches for first downs vs. the N.Y. Giants (11/23). **NFL Europe (1997):** Was drafted by the Rhein Fire, but did not see regular season duty with that club. **At San Francisco (1995):** Played in 14 games and caught six passes for 73 yards ... Notched 11 special teams tackles ... Returned three kickoffs for 49 yards ... Signed with the 49ers as a free agent ... Registered the first two catches of his career for 30 yards at Dallas (11/12) ... Caught a seven yard pass vs. Buffalo (12/3) ... Had a 10-yard catch at Carolina (12/10) ... Had a 13-yard catch vs. Minnesota (12/18) ... Caught a 13-yard pass at Atlanta (12/24).

College: A two-year letterman at Cal Poly - San Luis Obispo, playing in '91 and '92 ... Saw duty in only three games as a senior due to injuries ... Ranked seventh among Division II receivers averaging 100.7 yards per game as a junior ... Played two years at Ventura Junior College before transferring to Cal Poly - SLO ... Graduated with a bachelor's degree in English.

Personal: A standout prep athlete at Ventura High School ... Hobbies include golf, tennis, basketball and spending time with family and friends ... Full name: Chris Eric Thomas ... Married, wife Tara, and one daughter Rhyllarn (1) ... The Thomas' reside in Sterling, Virginia.



THOMAS' NFL STATISTICS



Year	Team	G-S	RECEIVING					SP. TEAM	
			No.	Yds.	Avg.	LG	TD	Tackles	
1995	San Francisco	14-0	6	73	12.3	23	0	11	
1997	Washington	13-0	11	93	8.5	17	0	18	
1998	Washington	14-0	14	173	12.4	25	0	9	
1999	Washington	2-0	0	0	0.0	--	0	2	
	St. Louis	6-0	1	6	6.0	6	0	8	
2000	St. Louis	16-0	0	0	0.0	--	0	18	
Totals		65-0	32	345	10.8	25	0	66	

Additional Statistics: Had three kickoff returns for 49 yards (16.3 avg.) in '95. Kicked off four times vs. Atlanta (10/15/00).

SINGLE GAME CAREER HIGHS

Pass Receptions: 4 vs. San Diego (12/6/98)

Receiving Yards: 62 vs. San Diego (12/6/98)

Long Reception: 25 vs. San Diego (12/6/98)



MARK THOMAS

TIGHT END - 6-4 - 248

**NORTH CAROLINA STATE
FREE AGENT (2001)**

NFL: 1 (1ST WITH CHIEFS)

BORN: APRIL 26, 1976

KINSTON, NORTH CAROLINA

GP/GS: (2/0) PLAYOFFS: (0/0)



Pro Career: Promising young tight end who enjoyed a brief stint on the active roster of the N.Y. Giants in '99 ... Also owns practice squad experience with both the Jaguars and Giants ... Enters his first training camp with the Chiefs in 2001 after signing with the club as a free agent ... Most recent pro experience came with the Memphis Maniax of the XFL ... Went to camp with the Giants a year ago, but was released prior to the start of the regular season on August 20th ... Spent two days on the Giants practice unit in '99 before being activated to the 53-man roster for the final two games of the year ... Went to camp with Jacksonville in '98 and spent almost the entire season on the Jaguars practice squad ... Originally entered the NFL as a rookie free agent with Jacksonville in '98. **XFL (2001):** Played in 10 games as a member of the Memphis Maniax ... Caught 13 passes for 133 yards (10.2 avg.). **At N.Y. Giants (1999):** Saw action in the final two games of the regular season for the Giants ... Was inked to the club's practice squad on December 22nd and was promoted to the 53-man roster just two days later ... Played on special teams vs. Minnesota (12/26) and at Dallas (1/2/00).

College: A four-year letterman who played as a reserve as a freshman, then started the final 32 games of his career at North Carolina State ... Started all 10 games he played in as a senior in '97, catching 29 passes for 271 yards (9.3 avg.) with two touchdowns ... Started every game as a junior for the second consecutive season, finishing the year with 18 catches for 248 yards (13.7 avg.) with one TD ... Started all 11 games as a sophomore, catching 10 passes for 103 yards (10.3 average) ... Played in eight games as a true freshman in '94 and caught one pass for seven yards ... Majored in Business Management at North Carolina State.

Personal: Was an All-State selection as a senior at Smithfield-Selma (N.C.) High ... Was a four-year letterman in football playing linebacker, tight end and serving as the club's kicker ... Averaged 16 tackles per game, made 18 of 20 field goals and caught 29 passes for seven TDs ... As a junior he caught 23 passes for 325 yards and six touchdowns and posted 113 tackles from his linebacker position ... Was also a three-year letterman in basketball and a two-time All-Conference selection in basketball, averaging 16.0 points per game ... Active with the Fellowship of Christian Athletes ... Father is a pastor ... Full name: Mark David Thomas ... Married, wife Jenna ... The Thomas' reside in Smithfield, North Carolina.



JABBAR THREATS

DEFENSIVE END - 6-5 - 268

MICHIGAN STATE
FREE AGENT (2001)
NFL: 3 (1ST WITH CHIEFS)
BORN: APRIL 26, 1976
SPRINGFIELD, OHIO
GP/GS: (4/0) PLAYOFFS: (0/0)



Pro Career: Defensive end candidate who enters his fourth NFL training camp in 2001 and his first with the Chiefs ... Signed with Kansas City on April 11th of this year as a free agent ... Projected to compete at the left defensive spot for the Chiefs ... Has spent the past two springs playing in NFL Europe with the Scottish Claymores ... Did not go to training camp in 2000 after being released in the Jaguars camp in '99 ... Was picked up by Green Bay during the '99 preseason, but could not crack the Packers roster for Opening Day ... Saw action in four regular season games with Jacksonville from '97-98, recording three tackles and a special teams stop ... Originally entered the NFL as a rookie free agent with Jacksonville in '97. **NFL Europe (2001):** Appeared in 10 games (five starts) with the Scottish Claymores ... Had 22 tackles (18 solo) with 3.0 sacks and two passes defended ... Also blocked a punt. **NFL Europe (2000):** Played in 10 regular season games and the World Bowl for the Scottish Claymores ... Recorded 28 tackles and a team-leading 7.0 sacks. **At Jacksonville (1997-98):** Signed with Jacksonville as an undrafted rookie free agent in '97 ... Played in four regular season games and had two tackles ... Also had one special teams stop. **1998:** Saw action in two games and made two tackles as a reserve right defensive end ... Replaced an injured Jeff Lageman at Chicago (9/6) and made one tackle ... Recorded one tackle vs. Kansas City (9/13) ... Suffered a sprained right knee in practice on September 16th and was placed on injured reserve on October 1st where he spent the remainder of the season. **1997:** Played in two games, making one tackle on special teams ... Was one of four players available in the NFL's June Supplemental Draft, but was not selected ... Joined the Jaguars as a rookie free agent ... Was one of only two rookie free agents (CB Kevin Devin was the other) to make the team ... Led the team with 3.5 sacks in the preseason ... Saw action in two games making one tackle ... Was inactive for the season's first eight games ... Made his NFL debut at Tennessee (11/2) and recorded one tackle on special teams ... Took two snaps vs. Tennessee (11/16) ... Was active but did not play at Cincinnati (11/23) ... Was inactive for the club's final five regular season games and the club's AFC Wild Card Game appearance at Denver (12/27).

College: Did not play for Michigan State in '96 after he started all 12 games in '95 ... Finished the '95 campaign sixth on the squad with 58 tackles and led the squad with 11.0 tackles for a loss (-43.0 yards) ... Was a two-year starter at Garden City Community College before moving to Michigan State ... Had 82 tackles, 16.0 sacks and was the Kansas Junior College Conference Defensive Lineman of the Year in '94 ... Was a first team All-America selection by *Junior College Gridwire* ... Majored in Family Community Services at Michigan State.

Personal: Was named the Southwest Ohio Defensive Player of the Year and was an All-State selection as a senior at Springfield (Ohio) North High School ... Played in the Ohio North-South All-Star game ... Full name: Anthayus Jabbar Threats (pronounced THREETS) ... Single ... Resides in Springfield, Ohio.



THREATS' NFL STATISTICS



Year	Team	G-S	TACKLES			FUMBLES		SACKS No./Yds.	PASSES Defended	SP. TEAM Tackles
			Solo	Asst.	Total	Rec.	For.			
1997	Jacksonville	2-0	0	0	0	0	0	0.0/0.0	0	1
1998	Jacksonville	2-0	1	1	2	0	0	0.0/0.0	0	0
Totals		4-0	1	1	2	0	0	0.0/0.0	0	1



CASEY TISDALE

LINEBACKER - 6-6 - 256

NEW MEXICO

FREE AGENT (2001)

NFL: 1 (1ST WITH CHIEFS)

BORN: JUNE 18, 1976

OAKLAND, CALIFORNIA

GP/GS: (0/0) PLAYOFFS: (0/0)



Pro Career: Free agent linebacker entering his second NFL training camp in 2001, his first with the Chiefs ... Came to Kansas City late last year when he signed to the practice squad on December 21st of 2000 where he spent the final week of the regular season ... Went to camp with the Patriots a year ago, but was released prior to the regular season ... Originally entered the NFL as a seventh-round draft choice (226th overall) of New England in 2000. **NFL Europe (2001):** Played in 10 games (one start) with the Scottish Claymores ... Had 13 solo tackles and three passes defended ... Also had five special teams tackles.

College: A two-year starter at New Mexico starting 22 of 23 contests ... Totaled 120 tackles (55 solo), 9.5 sacks, nine tackles for a loss, six passes defended, two forced fumbles and three fumble recoveries ... Also intercepted a pass for nine yards ... Led the Lobos defense with 6.5 sacks, ranked second with 8.0 tackles for a loss and ranked third with 74 tackles (44 solo) in 11 starts as a senior in '99 ... Added four passes defended, two forced fumbles and an interception ... Played in 12 games (11 starts) and tied for fifth with 46 tackles in '98 ... Also had 1.0 tackle for a loss, 3.0 sacks and two passes defended ... Spent the '96 season at San Diego Mesa Junior College ... Voted first team All-Mission Conference ... Recorded 64 tackles, 4.0 sacks, six passes defended and 13 quarterback pressures ... Recovered three fumbles, forced two fumbles and returned an interception 74 yards for a touchdown ... Majored in Management at New Mexico.

Personal: Attended University High School in San Diego, California, his junior and senior years ... Played football his senior year and recorded 74 tackles, 6.0 sacks and eight passes defended ... A first team All-Conference selection ... Also a member of the basketball team his junior and senior years ... Attended high school in Adak, Alaska his freshman and sophomore years before moving to San Diego ... Full name: Casey Tisdale ... Single ... Resides in Albuquerque, New Mexico.



BRAD TROUT

SAFETY - 6-0 - 185

VALDOSTA STATE

FREE AGENT (2001)

NFL: 1 (1ST WITH CHIEFS)

BORN: JANUARY 22, 1975

MIAMI, FLORIDA

GP/GS: (0/0) PLAYOFFS: (0/0)



Pro Career: Free agent safety making his first trek to River Falls with the Chiefs ... Entering his fourth NFL training in 2001, but is still attempting to crack an active roster for the first time ... Worked in the XFL earlier this year after going to camp in 2000 with Denver ... Worked in NFL Europe with the Barcelona Dragons in 2000 ... Spent part of the '99 season on Denver's practice squad after attending Broncos training camp that season ... Also spent time in Falcons camp in '98 ... Originally entered the NFL as a rookie free agent with Atlanta in '98. **XFL (2001):** Saw action in 10 games with the N.Y./N.J. Hitmen ... Recorded 2.0 sacks and two interceptions (28 yards). **NFL Europe (2000):** Played in 10 games with Barcelona ... Led the team with 53 tackles

(43 solo) and passes defended with 12 . . . Added 2.5 sacks and two interceptions (57 yards) with one touchdown . . . Had four tackles and a forced fumble on special teams.

College: Played his college ball at Valdosta State . . . Started 11 games his senior year recording 66 tackles, three interceptions, five passes defended, and five tackles for a loss . . . Recorded 60 tackles in eight starts as a junior . . . Majored in Physical Education at Valdosta State.

Personal: Attended Hialeah Miami Lakes High School . . . Full name - Brad Trout Jr. . . Married, wife Jennifer . . . The Trouts reside in Marietta, Georgia.



BRACY WALKER

SAFETY - 6-0 - 207

NORTH CAROLINA

FREE AGENT (1998)

NFL: 8 (4TH WITH CHIEFS)

BORN: JUNE 11, 1970

PORTSMOUTH, VIRGINIA

GP/GS: (90/31) PLAYOFFS: (0/0)

A large, stylized number '27' with a white outline and a red shadow. The number is set against a background of a jagged rock or stone texture.

Pro Career: Seasoned safety and hard-hitting special teams performer entering his eighth NFL campaign and his fourth with Kansas City . . . Can play either safety post, but spent the 2000 campaign serving as the top back-up to Greg Wesley at strong safety . . . Owns 31 career starts (30 at strong safety, one at free safety), giving him more than enough experience to play either spot for the Chiefs . . . Consistently ranks as one of Kansas City's top special teamers, producing a career-high 13 tackles in the kicking game each of the past two seasons . . . Made arguably the biggest special teams play of the year for Kansas City last season when he blocked a punt vs. St. Louis (10/22) which was returned by RB Mike Cloud for a TD in a 54-34 Chiefs victory . . . Saw action in 15 games on the specialty units and took defensive snaps in three games last season after playing in all 16 contests in '99 . . . Determined performer rejoined the Chiefs on November 3rd of '98 . . . Saw duty in Kansas City's final eight games of that season and bolstered the club's specialty units by getting nine special teams stops during that span . . . Has seen duty in 90 regular season NFL games with Kansas City, Miami and Cincinnati, getting all 30 of his 31 starts at strong safety during his stint with the Bengals . . . Owns 219 tackles (127 solo), six interceptions for 91 yards, two fumble recoveries and one forced fumble, in addition to 66 special teams stops and a pair of QB pressures . . . Returned to Kansas City in '98 for his second stint with the franchise . . . Spent two and a half years with the Bengals and one year with Miami after entering the league as a fourth-round draft pick of the Chiefs in '94 . . . Played in two contests with Kansas City his rookie season before being released . . . Caught on with Cincinnati for the remainder of the '94 campaign and stayed there through the '96 season . . . Played in 12 games for Miami in '97, but did not make the Dolphins final cut in '98 . . . Subsequently resurfaced with the Chiefs midway through the '98 season . . . Originally entered the league as a fourth-round selection (127th overall) of Kansas City in the '94 NFL Draft. **At Kansas City (1998-00):** Signed as a free agent by Kansas City on November 3rd of '98 after being released in training camp by Miami on August 19th of that year . . . Over the past three seasons, has seen action in 39 games with one start, racking up 12 tackles (four solo), 35 special teams tackles and two QB pressures . . . Including a two-game stint with the club in '94, has played in 26 career games with the Chiefs, totaling 23 specialty stops. **2000:** Played in 15 games on special teams and three contests on defense, recording 13 special teams tackles, one blocked punt and two QB pressures . . . Saw action in the secondary and on special teams vs. Indianapolis (9/3) . . . Had a special teams stop at Tennessee (9/10) . . . Recorded one tackle apiece on KO coverage vs. San Diego (9/17) and at Denver (9/24) . . . Contributed two special teams tackles vs. Oakland (10/15) . . . Blocked a John Baker punt attempt vs. St. Louis (10/22). The loose ball was recovered by RB Mike Cloud, who scooped it up for a six-yard TD return in Kansas City's 54-34 victory over the defending World Champions . . . Saw action on special teams and took snaps on defense at Seattle (10/29) . . . Made one special teams stop apiece at Oakland (11/5), at San Francisco (11/12), vs. Buffalo (11/19) and at San Diego (11/26) . . . Tallied two tackles on KO coverage at New England (12/4) . . . Produced a stop on KO coverage and had two QB pressures vs. Carolina (12/10) . . . Left the game with a left knee sprain and did not return vs. Denver (12/17) . . . Was inactive at Atlanta (12/24) due to that injury. **1999:** Saw duty in all 16 games on special teams, producing 13 special teams tackles (10 on kickoff coverage and three on punt coverage) to rank sixth on the squad . . . Played in

10 games (one start) at free safety, recording 11 tackles (seven solo) and one pass defended ... Recorded one special teams tackle at Chicago (9/12) ... Captained the special teams vs. Denver (9/19) and vs. Detroit (9/26) ... Captained the special teams and started at free safety for an injured Woods at San Diego (10/3), posting four tackles (three solo) and marking his first start as a member of the Chiefs, his first start since opening for Cincinnati in the final game of '96 ... Posted one pass defended and recorded two special teams tackles at Baltimore (10/21) ... Talled a season-high three tackles on defense vs. San Diego (10/31) and had one stop at Tampa Bay (11/14) ... Talled two special teams stops vs. Seattle (11/21) ... Made one tackle apiece vs. Minnesota (12/12) and vs. Pittsburgh (12/18) ... Registered two tackles vs. Oakland (1/2/00). **1998:** Saw action in the club's final eight games and posted nine special teams tackles, as well as one stop on defense ... Appeared in his first game of the year on special teams at Seattle (11/8) ... Tied a career high with three tackles on the kickoff coverage team at San Diego (11/22) ... Logged one tackle on punt coverage vs. Arizona (11/29) ... Talled one special teams tackle at Denver (12/6) ... Saw his lone action of the season on defense vs. Dallas (12/13), serving as an extra defensive back and recording one tackle ... Tied for the club high with two special teams stops at the N.Y. Giants (12/20) ... Added two more special teams stops at Oakland (12/26). **At Miami (1997):** Appeared in 12 contests for the Dolphins, finishing the year with four tackles on defense and 12 more on special teams, which ranked eighth on the club ... Went to training camp with Cincinnati before being waived on August 19th ... Claimed by Miami on August 20th ... Was inactive for season opener vs. Indianapolis (8/31) ... Played in each of the next 12 contests, all in a reserve role ... Registered a career-high three tackles on special teams at Baltimore (10/19) ... Sustained a fractured left fibula at Oakland (11/30) ... Was placed on injured reserve on December 2nd and missed the final three regular season games and the club's playoff contest at New England (12/28). **At Cincinnati (1994-96):** Saw action in 37 games (30 starts) and registered 201 tackles (114 solo), six INTs, two fumble recoveries and 18 special teams tackles in his two-and-a-half year stay in Cincinnati. **1996:** Started all 16 games at strong safety for the Bengals and enjoyed his best pro campaign ... Finished the year with a career-high 116 total tackles (54 solo), which ranked third on the team ... Added two interceptions for 35 yards, two passes defended and a forced fumble ... Also had four tackles on the special teams unit ... Forced a fumble in season opener at St. Louis (9/1) ... Helped preserve a win vs. New Orleans (9/15) with a career-long 35-yard interception return of a Jim Everett pass late in third quarter ... Intercepted a John Elway pass at the goal line vs. Denver (9/29) ... Talled a career-high 15 tackles vs. Houston (10/6), the highest single-game tackle tally of any Cincinnati defender in '96 ... Amassed nine tackles the following week at Pittsburgh (10/13) ... Led team with eight stops vs. Jacksonville (10/27) ... Tied for team lead with 14 tackles at Buffalo (11/17) ... Recorded eight tackles at Houston (12/15). **1995:** Played and started in 14 games at strong safety in his first full season with the Bengals ... Finished the year with 85 total tackles, a career-high four interceptions (56 return yards), a career-best 13 passes defended, two fumble recoveries for nine yards and a forced fumble ... Also contributed 13 special teams tackles ... Had two interceptions in season-opening 24-21 overtime win at Indianapolis (9/3), picking off passes by Craig Erickson and Jim Harbaugh ... Led the team with seven tackles vs. Jacksonville (9/10) ... Topped team's tackle chart with nine vs. Miami (10/1) ... Missed a contest at Pittsburgh (10/19) due to a knee strain ... Had a 23-yard interception return vs. Oakland (11/5), after picking off a Jeff Hostetler pass ... Intercepted a Steve Buehrlein pass late in the game to preserve a 17-13 victory at Jacksonville (11/26) ... Sat out the season finale vs. Minnesota (12/24) with neck soreness. **1994:** Appeared in seven games, all in a reserve role, with Cincinnati ... Recorded two tackles on defense and one on special teams after being claimed by Cincinnati on October 12th. **At Kansas City (1994):** Began his rookie season with the Chiefs and played in two games, tallying one special teams tackle ... Was waived by Kansas City on October 11th ... Entered the league as a fourth-round draft pick (127th overall) of the Chiefs in '94.

College: Started at strong safety each of his last two seasons at North Carolina ... Finished his career with 263 tackles, four interceptions, five forced fumbles, two fumble recoveries and six blocked kicks ... Earned first-team All-America honors from the Football Writers Association following his senior year of '93 ... Was a second team All-America pick of *The Sporting News* ... Led the Tar Heels with 100 tackles, while also blocking four kicks his senior season when he was also a first team All-Atlantic Coast Conference selection ... A second team All-ACC pick as a junior when he collected 96 tackles, three INTs and four passes defended ... Played in every game with three starts as a sophomore ... Majored in Sociology at North Carolina.

Personal: Attended Pine Forest High School in Fayetteville, North Carolina ... An All-Conference running back as a senior, producing 261 carries for 1,415 yards and 18 touchdowns ... Also returned a pair of punts for scores ... First duty at defensive back didn't come until the state playoffs his senior year ... Hobbies include playing Sega video games and reading ... Full name: Bracy Wardell Walker ... Married, wife Levoda ... The Walker's reside in Independence, Missouri.



WALKER'S NFL STATISTICS



Year	Team	G-S	INTERCEPTIONS				TACKLES			FUMBLES		SP. TEAM
			No.	Yds.	LG	TD	Solos	Asst.	Total	Rec.	For.	Tackles
1994	Kansas City	2-0	0	0	--	0	0	0	0	0	0	1
	Cincinnati	7-0	0	0	--	0	2	0	2	0	0	1
1995	Cincinnati	14-14	4	56	23	0	60	25	85	2	0	13
1996	Cincinnati	16-16	2	35	35	0	54	62	116	0	1	4
1997	Miami	12-0	0	0	--	0	3	1	4	0	0	12
1998	Kansas City	8-0	0	0	--	0	1	0	1	0	0	9
1999	Kansas City	16-1	0	0	--	0	7	4	11	0	0	13
2000	Kansas City	15-0	0	0	--	0	0	0	0	0	0	13
Totals		90-31	6	91	35	0	127	92	219	2	1	66

SINGLE GAME CAREER HIGHS

Tackles: 15 vs. Houston (10/6/96)

Interceptions: 2 at Indianapolis (9/3/95)

INT Return Yards: 35 vs. New Orleans (9/15/96)

Special Teams Tackles: 3 at Baltimore (10/19/97)

at San Diego (11/22/98)

QB Pressures: 2 vs. Carolina (12/10/00)



ERIC WARFIELD

CORNERBACK - 6-0 - 198

NEBRASKA

DRAFT (NO. 7A - 1998)

NFL: 4 (4TH WITH CHIEFS)

BORN: MARCH 3, 1976

VICKSBURG, MISSISSIPPI

GP/GS: (41/4) PLAYOFFS: (0/0)



Pro Career: Supremely talented cornerback enters camp competing for a starting job in his fourth pro season ... Expected to duke it out with William Barteel for the starting role at the Chiefs right CB position ... Has shown flashes of his brilliance during his previous three NFL campaigns ... Should he harness his vast athletic prowess on a consistent basis for Kansas City in 2001, would unquestionably see an even bigger role for the club ... Owns four career starts, including three a year ago and heads into this season looking to substantially build on that total ... Should benefit from the guidance of Chiefs secondary coach Peter Giunta and defensive coordinator Greg Robinson, who both have histories of getting the most out of their defensive backs ... Has made tremendous strides since joining the club as a seventh-round draft choice in '98 ... Expected to continue that progress in 2001 ... After appearing in just two games on defense and playing primarily on special teams as a rookie in '98, burst upon the scene as the Chiefs nickel corner in all 16 games in '99 and started one contest at left corner ... Appeared in 13 contests with three starts in 2000, but was hampered by a back injury for a good portion of the season ... Owns excellent recovery speed and remarkable vertical leap, batting down balls and coming up with big plays in key situations ... Is a candidate to continue Kansas City's solid legacy of top performers at the cornerback position ... Owns 41 games of regular season NFL experience with four starts ... Has tallied three interceptions for no yards with 46 tackles (35 solo), 13 passes defended and one QB pressure ... Is also a key special teams performer who owns 20 NFL special team tackles after producing three blocked kicks during his collegiate career ... Has made the remarkable jump to the ranks of the NFL's up-and-coming cornerbacks after playing safety at the University of Nebraska ... Joined the Chiefs as the club's first of two selections in the seventh round (216th overall) of the '98 NFL Draft. **2000:** Played in 13 games with three starts at left CB, collecting 22 tackles (19 solo) and one pass defended ... Had four special teams tackles, as well ... Started vs. Indianapolis (9/3), collecting a career-high eight tackles (all solo) ... Opened at Tennessee (9/10), registering three solo tackles ... Had one pass defended vs. San Diego (9/17) ... Saw action as the nickel CB at Denver (9/24) ... Served as the nickel CB vs. Seattle (10/2), recording three solo stops ... Was

inactive due to a back injury vs. Oakland (10/15), vs. St. Louis (10/22) and at Seattle (10/29) ... Saw action as the dime CB and on special teams at Oakland (11/5) and at San Francisco (11/12) ... Recorded one solo tackle and a career-high tying two tackles on KO coverage vs. Buffalo (11/19) ... Started at left CB at San Diego (11/26), making five tackles and one stop on KO coverage ... Had one tackle at New England (12/4) ... Saw action on special teams vs. Carolina (12/10) ... Collected one solo tackle as the dime CB vs. Denver (12/17) ... Had one tackle on punt coverage at Atlanta (12/24). **1999:** Saw duty at CB in 16 games (one start), tallying 30 tackles (20 solo), three INTs, 12 passes defended and one QB pressure ... Also saw action on special teams in every game, producing 10 tackles in the kicking game ... Recorded two solo tackles and one QB pressure at Chicago (9/12) ... Produced his first NFL interception off current Chiefs back-up QB Bubby Brister in a 26-10 win vs. Denver (9/19) ... Collected one tackle and two passes defended vs. Detroit (9/26) ... Produced a career-high three passes defended and a special teams stop at San Diego (10/3) ... Talled a four tackles vs. New England (10/10) ... Collected two passes defended at Baltimore (10/21) ... Posted two tackles and an INT of Jon Kitna vs. Seattle (11/21) ... Produced three solo tackles and a career-high tying two special teams takedowns at Oakland (11/28) ... Recorded four tackles and a pass defended at Denver (12/5) ... Talled two solo tackles vs. Minnesota (12/12) ... Replaced an injured Hasty for his first NFL start at CB vs. Pittsburgh (12/18), recording an INT off of Mike Tomczak to go along with three tackles, two passes defended and two special teams stops ... Collected a tackle and a pass defended at Seattle (12/26) ... Talled a career-high six tackles (four solo) vs. Oakland (1/2/00). **1998:** Appeared on special teams in 12 games and had six tackles ... Saw action in two games as an extra cornerback, but did not record any stats ... First pro duty came on special teams vs. Oakland (9/6) ... Recorded a tackle on kickoff coverage at Jacksonville (9/13) ... Inactive vs. San Diego (9/20) ... Played on special teams at Philadelphia (9/27) ... Listed as inactive vs. Seattle (10/4) ... Appeared on special teams at New England (10/11) ... Made one tackle on kickoff coverage vs. Pittsburgh (10/26) ... Saw time on special teams vs. the N.Y. Jets (11/1), at Seattle (11/8) and vs. Denver (11/16) ... First action as an NFL cornerback came in the club's dime package at San Diego (11/22), logging one tackle on kickoff coverage ... Inactive vs. Arizona (11/29) ... Produced a career-high two special teams tackles at Denver (12/6) ... Inactive vs. Dallas (12/13) ... Appeared on special teams and as a reserve cornerback at the N.Y. Giants (12/20) ... Had one special teams stop at Oakland (12/26).

College: A three-year letterwinner as a safety for Nebraska ... Saw duty in 35 regular season contests for the Cornhuskers ... Finished his career with 107 tackles (48 solo), to go along with five interceptions for 27 yards, one forced fumble, nine passes defended and three blocked punts ... Started 11 games at free safety as a senior ... Part of Nebraska's National Championship squad in '95 ... Also played in the club's '96 and '97 bowl berths ... Played in all 12 regular season games as a senior in '97, starting at free safety in every appearance except the Oklahoma game ... A third team All-Big 12 Conference selection ... Recorded 52 tackles (23 solos) with two interceptions and a pair of stops behind the line of scrimmage ... Saw special teams duty and reserve action at free safety in all 12 regular season contests as a junior ... Racked up 39 tackles (18 solos) with a forced fumble and two tackles for loss ... Intercepted three passes and was credited with three passes defenses ... Also had three blocked kicks ... Played in 11 regular season contests on special teams and earned a scholarship as a sophomore ... Also saw reserve action on defense, finishing the year with 16 tackles (seven solos) and two pass deflections ... Enrolled at Nebraska in January of '95 and did not play football in '94 ... Majored in Sociology at Nebraska.

Personal: First player from the state of Arkansas to earn a football scholarship for the Huskers since those records began being kept in '71 ... Full name: Eric Andrew Warfield ... Single ... Resides in Lee's Summit, Missouri.



WARFIELD'S NFL STATISTICS



Year	Team	G-S	INTERCEPTIONS				TACKLES			FUMBLES		PASSES	SP. TEAM
			No.	Yds.	LG	TD	Solos	Asst.	Total	Rec.	For.	Defended	Tackles
1998	Kansas City	12-0	0	0	--	0	0	0	0	0	0	0	6
1999	Kansas City	16-1	3	0	0	0	16	8	24	0	0	12	10
2000	Kansas City	13-3	0	0	--	0	19	3	22	0	0	1	4
Totals		41-4	3	0	0	0	35	11	46	0	0	13	20

Additional Stats: Had one quarterback pressure in '99.

SINGLE GAME CAREER HIGHS

Tackles: 8 vs. Indianapolis (9/3/00)

Passes Defended: 3 at San Diego (10/3/99)

Interceptions: 1 vs. Denver (9/19/99)

Special Teams Tackles: 2, four times,

vs. Seattle (11/21/99)

last vs. Buffalo (11/19/00)

vs. Pittsburgh (12/18/99)



JESSE WARREN

DEFENSIVE END - 6-3 - 263

**COLORADO
FREE AGENT (2001)
NFL: 1 (1ST WITH CHIEFS)
BORN: MARCH 21, 1978
DALLAS, TEXAS
GP/GS: (0/0) PLAYOFFS: (0/0)**



Pro Career: Defensive end prospect signed with Kansas City as a free agent on April 9th of 2001 ... Played both end and tackle in college, but is expected to concentrate his efforts at the left defensive end post for the Chiefs ... Spent the spring of 2001 playing for the Berlin Thunder of NFL Europe ... Was originally inked as a free agent on February 27th of this year, but was released on April 4th ... Went to camp with the Titans a year ago, but was released on August 22nd and did not catch on with another club ... Originally entered the NFL as a rookie free agent with Tennessee on May 11th of 2000. **NFL Europe (2001):** Started all 10 games for the Berlin Thunder ... Tied for 10th in the NFLLEL and second on the team with 4.5 sacks ... Produced 28 tackles (21 solo) and one forced fumble.

College: Played in 40 games at Colorado, working at both defensive end and defensive tackle ... Amassed 87 tackles and 6.0 sacks ... Started 11 games at defensive tackle as a senior ... Recorded 28 tackles ... Played in all 12 games at defensive tackle with four starts as a junior ... Named the co-winner of the Most Improved Defensive Player Award by coaches ... Totaled 40 tackles and ranked second on the club with a career high 5.5 sacks ... Saw action in all 11 games at defensive end as a sophomore ... Had 17 tackles ... Recorded two tackles in eight games as a freshman ... Majored in Sociology at Colorado.

Personal: One of the most celebrated recruits in the country at Carter High School in Dallas, Texas ... Garnered Top 10 status at his position by all of the major recruiting publications ... Totaled 61 tackles, 8.0 sacks and six fumble recoveries as a senior ... Also played tight end ... Lettered in basketball ... Full name: Jesse Warren ... Single ... Resides in Dallas, Texas.



THOMAS WASHINGTON

DEFENSIVE TACKLE - 6-3 - 332

**WINSTON-SALEM STATE
FREE AGENT (2000)
NFL: 2 (2ND WITH CHIEFS)
BORN: DECEMBER 12, 1976
CHARLESTON, SOUTH CAROLINA
GP/GS: (0/0) PLAYOFFS: (0/0)**



Pro Career: Strong second-year defensive tackle attempting to bounce back from a preseason knee injury which cost him the entire 2000 regular season ... Spent the entire year rehabbing that malady ... Spent the spring of this year working with the Berlin Thunder of NFL Europe ... Slated to work at the nose tackle post in his second year with Kansas City ... Originally entered the NFL as an undrafted free agent with the Chiefs in 2000. **NFL Europe (2001):** Started all 10 games for the Berlin Thunder ... Recorded 21 tackles (19 solo) with three passes defended ... Also added a tackle on special teams. **2000:** Signed with the club as a rookie free agent ... Suffered a season-ending knee injury vs. San Francisco (8/13) and was placed on the injured reserve the following day, where he spent the remainder of the season.

College: A four-time first team All-Carolina Intercollegiate Athletic Association defensive tackle at Winston-Salem State ... Played in 39 games throughout his collegiate career with the Rams, tallying 205 tackles (102 solo), 58 tackles for loss (-269 yards) and 29.0 sacks (-170.0 yards) ... Named the CIAA Defensive Player of the Year as a senior in '99 ... Recorded 58 tackles (34 solo), 18 tackles for loss (-94 yards) and 10.0 sacks (-60 yards) ... Earned Black College All-America honors ... A first team All-CIAA pick and totaled 46 tackles (22 solo), 11 tackles for loss and 5.0 sacks as a junior ... As a sophomore was named for the second consecutive year as first team All-CIAA ... Appeared in all 10 games, ending the year with 57 tackles (27 solo), 19 tackles for loss (-58 yards) and 9.0 sacks (-43.0 yards) ... Earned first-team All-CIAA honors as a freshman for the Rams ... Collected 44 tackles (19 solo), 10 tackles for loss (-62 yards) and 5.0 sacks (-33.0 yards) ... Majored in Sports Management at Winston-Salem State University.

Personal: Received All-Low Country, All-County and All-State honors playing for Middleton High School in Charleston, South Carolina ... Participated in the '95 Shrine Bowl ... Worked as a camp counselor for the National Youths Sports Program during both the '98 and '99 summers and was honored as the NYSP Counselor of the Year after the '98 summer ... Full name: Thomas German Washington ... Single ... Resides in Kansas City, Missouri.



BRIAN WATERS

CENTER - 6-3 - 293

NORTH TEXAS

FREE AGENT (2000)

NFL: 2 (2ND WITH CHIEFS)

BORN: FEBRUARY 18, 1977

WAXAHACHIE, TEXAS

GP/GS: (6/0) PLAYOFFS: (0/0)



Pro Career: Developing young center entering his second season with the Chiefs in 2001... Cracked the club's 53-man roster a year ago and is penciled in as the top back-up to starter Casey Weigmann in the middle of Kansas City's offensive front ... Continues to hone his skills working with Chiefs offensive line coach Mike Solari and is just beginning to tap his potential ... Worked primarily on special teams a year ago and is expected to contribute in that area once again ... Has experience at the collegiate level serving as a tight end and a defensive lineman, giving him a vast background to call upon ... Entering his second camp with the Chiefs after originally signing with the club on January 11th of 2000 ... Went to camp with Dallas in '99 after inking with that club as a rookie free agent ... Was subsequently released by the Cowboys on their final cut on September 5th and did not catch on with another team ... Spent the spring of 2000 playing in the NFL Europe. **2000:** Played in five games on special teams ... Inactive for nine games ... Was active but did not play at Oakland (11/5) ... Made his NFL debut vs. Buffalo (11/19), playing on special teams ... Saw action on special teams at San Diego (11/26), at New England (12/4), vs. Carolina (12/10), vs. Denver (12/17) and at Atlanta (12/24). **NFL Europe (2000):** Started every game at center for the Berlin Thunder ... Helped Berlin average 4.8 yards per play.

College: Played in 44 career games for North Texas, starting at tight end for three years before switching to defensive end for his senior season ... Hauled in 86 receptions for 975 yards and nine TDs in three years on offense ... Defensively, recorded 45 tackles (32 solo), five sacks and two tackles for loss ... Started at defensive tackle and served as the backup tight end his senior season ... Grabbed 45 tackles, 5.0 sacks and two tackles for loss ... Also saw action on the offensive side on the ball catching four passes for 66 yards with one TD ... Earned first team All-Big West Conference honors at defensive tackle ... Finished his junior season ranking third on the team with 27 receptions and 371 yards ... Caught a 62-yard bomb for a TD, the longest of his career ... Led the team with 28 catches and four TDs, gaining 272 yards of total offense as a sophomore ... Played in all 11 games, recording 27 catches for 26 yards and four TDs as a freshman ... Majored in Community Service at North Texas.

Personal: Served as an All-District tight end and defensive end at Waxahachie (Tex.) High School where he caught 16 passes for 380 yards, in addition to recording five sacks and 66 tackles as a senior ... Full name: Brian Demond Waters ... Single ... Resides in Kansas City, Missouri.

Games Played/Games Started: 2000 KC (6/0) — 6/0.



GREG WESLEY

SAFETY - 6-2 - 214

ARKANSAS - PINE BLUFF

DRAFT: (NO. 3 - 2000)

NFL: 2 (2ND WITH CHIEFS)

BORN: MARCH 19, 1976

LITTLE ROCK, ARKANSAS

GP/GS: (16/16) PLAYOFFS: (0/0)




Pro Career: Bone-rattling strong safety entered the NFL as an unheralded third-round draft choice out of Arkansas - Pine Bluff a year ago ... Although still a relative unknown on the national stage, by season's end was a household name to the numerous receivers who had treaded across his turf in the Chiefs secondary ... Should only continue to improve in his second season as the club's starter at the strong safety position ... Simply became the first Chiefs rookie to start all 16 games since CB Kevin Ross in '84, earned the Chiefs prestigious Mack Lee Hill Award presented annually to the team's top rookie or first-year performer and was a consensus All-Rookie selection, receiving those honors from *Pro Football Weekly*, *Football News* and *Football Digest* ... Kansas City knew it had a talent on its hands when the club drafted him, but no one could have envisioned the impact this hard-hitting competitor would make during his remarkable rookie campaign in 2000 ... Was billed by the Chiefs as potentially one of the best steals of the 2000 draft, a claim which certainly proved to be prophetic ... Truly a unique story in today's age of NFL scouting which leaves virtually no stone unturned ... Became eligible for the draft after the 2000 combine and was worked out on his college campus by just eight NFL clubs, including the Chiefs ... Has a history of surprising people with his athletic skills, however ... Was discovered at Arkansas - Pine Bluff by an assistant football coach who saw him dunk in an intramural basketball contest, leading to him joining the Golden Lions football team as a walk-on in '97 ... Despite playing essentially just two seasons on defense in college, quickly made the transition to the pro game in Kansas City ... Is still learning the finer points of playing against NFL offenses, but proved to be a quick study a year ago ... Possesses uncanny natural instincts for the game which simply can't be taught ... Has excellent range and can close ground in a hurry ... Is a vicious hitter who isn't afraid to step up in run support or create mayhem for opposing receivers ... Also worked on special teams in addition to his defensive exploits ... In 16 career games (all starts), has produced two INTs for 28 yards, 101 tackles (83 solo), 11 passes defended, two forced fumbles, a fumble recovery and eight special teams stops ... The first Chiefs player to ever come out of Arkansas - Pine Bluff, which was formerly known as Arkansas AM&N ... Was tabbed by Kansas City in the third round (85th overall) of the 2000 NFL Draft. **2000:** Started all 16 games at strong safety, becoming the first rookie to start all 16 games since CB Kevin Ross in '84 ... Voted by his teammates as the club's Mack Lee Hill Award recipient as the Chiefs most outstanding rookie or first-year player ... Compiled 101 tackles (83 solo) to rank third on the team ... Those 101 tackles were the fourth-highest total ever by a Chiefs rookie and the most-ever by a KC rookie defensive back ... Led the team with 11 passes defended and tied for second with two INTs ... Also had 1.0 sack (-11.0 yards), two forced fumbles, a fumble recovery, three QB pressures and eight special teams tackles ... Started in his first NFL game vs. Indianapolis (9/3), tallying eight tackles (five solo) and one pass defended. Became the first Chiefs rookie to start on Opening Day since LB Percy Snow in '90 and was the first rookie safety to start for Kansas City in the first regular season game of the season since S Gary Barbaro in '76 ... Collected nine solo tackles and one pass defended at Tennessee (9/10) ... Produced four tackles (three solo) and one special teams stop vs. San Diego (9/17) ... Registered his first NFL sack at Denver (9/24), spinning around a would-be blocker to take down Gus Frerotte (-11.0 yards) and force a fumble on the play with Kansas City trailing 22-14 in the fourth quarter. That sack and strip marked a pivotal turnaround in the Chiefs 23-22 comeback victory ... Compiled five tackles and forced a Shaun Alexander fumble in the fourth quarter vs. Seattle (10/2) ... Had seven tackles (six solo) vs. Oakland (10/15) ... Totaled four tackles (two solo), one QB pressure, one pass defended and registered his first career INT off current KC signal-caller Trent Green (28 yards) vs. St. Louis (10/22) ... Amassed five solo tackles, a career-high three passes defended and an INT off Jon Kitna at Seattle (10/29), his second consecutive game with an INT. Also had two tackles on KO coverage ... Posted six solo tackles on defense and two tackles on special teams at Oakland (11/5) ... Compiled a career-high tying nine tackles (eight solo) at San Francisco (11/12) ... Contributed seven tackles (six solo) and two passes defended vs. Buffalo (11/19) ... Produced six tackles and two QB pressures at San Diego (11/26) ... Totaled eight tackles


(six solo) and a fumble recovery at New England (12/4) ... Talled four solo tackles, two passes defended and two tackles on KO coverage vs. Carolina (12/10) ... Collected five tackles and a special teams tackle vs. Denver (12/17) ... Posted eight tackles (seven solo) and a pass defended at Atlanta (12/24).

College: Saw duty in 33 games (22 starts) during his collegiate career at Arkansas-Pine Bluff, totaling 121 tackles (76 solo), nine tackles for a loss (-22 yards), eight interceptions for 88 yards, a fumble recovery, a forced fumble and 21 passes defended ... Also contributed a sack and 20 special teams stops ... Talented athlete who didn't originally enroll at Arkansas - Pine Bluff with the intention of playing collegiate football ... Was discovered by a Pine Bluff assistant gridiron coach after he saw him dunk in an intramural basketball contest in November of '96 ... Subsequently joined the Golden Lions as a walk-on in '97 after not playing as a freshman in '96 ... Started all 11 games at free safety and ranked third on the squad with 62 tackles (36 solo) in '99 ... Produced four INTs for 68 yards and also added six tackles for loss (-18 yards), five passes defended ... Got a season-high 10 tackles vs. Alabama A&M ... Was a second team All-Southwestern Conference performer in '98 at free safety ... In 11 starts, racked up 54 tackles (35 solo), four interceptions for 17 yards, a forced fumble and a pair of tackles for loss ... Led the conference with a career-high 16 passes defended ... Joined the team as a walk-on as a sophomore in '97 ... Was named the club's special teams MVP by the coaching staff ... Had five tackles, one sack and a fumble recovery in his first season with the club ... Also racked up an incredible 20 tackles on special teams ... Majored in Business Management at Arkansas - Pine Bluff.

Personal: An exceptional prep athlete, was named to the Arkansas All-State basketball team as a senior ... Full name: Gregory Lashon Wesley ... Single ... Resides in Leawood, Kansas.



WESLEY'S NFL STATISTICS



Year	Team	INTERCEPTIONS				TACKLES			FUMBLES		PASSES	SACKS	
		G-S	No.	Yds.	LG	TD	Solos	Asst.	Total	Rec.	For.	Defensed	No./Yds.
2000	Kansas City	16-16	2	28	28	0	83	18	101	1	2	11	1.0/11.0
Totals		16-16	2	28	28	0	83	18	101	1	2	11	1.0/11.0

Additional Stats: Has eight career special teams tackles – eight in '00.

SINGLE GAME CAREER HIGHS

Tackles: 9 (nine solo) at Tennessee (9/10/00)
9 (eight solo) at San Francisco (11/12/00)

Sacks: 1.0 at Denver (9/24/00)

Passes Defensed: 3 at Seattle (10/29/00)

QB Pressures: 2 at San Diego (11/26/00)


Interceptions: 1 vs. St. Louis (10/22/00) at Seattle (10/29/00)

Long Interception Return: 28 vs. St. Louis (10/22/00)

Forced Fumbles: 1 at Denver (9/24/00) vs. Seattle (10/2/00)

Fumble Recoveries: 1 at New England (12/4/00)


STREAKS & MILESTONES: Became the first rookie to start on Opening Day for Kansas City since LB Percy Snow in '90 and the first rookie safety to start for the Chiefs on Opening Day since Gary Barbaro in '76. His 101 tackles in 2000 were the most ever by a Chiefs rookie defensive back and the fourth-highest total ever by a Kansas City rookie.




CHIEFS RECORD BOOK

MOST TACKLES

ROOKIE, SEASON




1. LB Gary Spani, 1978	144
2. LB Dino Hackett, 1986	140
3. DE Art Still, 1978	120
4. S Greg Wesley, 2000	101
5. CB Kevin Ross, 1984	98



AFC WEST

DIVISION PLAY, 1995-00



Team	Record	Win Pct.
1. Denver	33-15	.688
2. Kansas City	32-16	.667
3. Oakland	20-28	.417
4. Seattle	19-29	.396
5. San Diego	17-31	.354



CASEY WIEGMANN

CENTER • 6-2 • 285

IOWA

UNRESTRICTED FREE AGENT (2001)

NFL: 5 (1ST WITH CHIEFS)

BORN: JULY 20, 1975

WATERLOO, IOWA

GP/GS: (52/25) PLAYOFFS: (0/0)



Pro Career: Strong-willed Iowan joined Kansas City as an unrestricted free agent from Chicago on March 15th of this year ... Enters training camp as the club's starting center, marking the first time in over a decade that Kansas City has made a change at that position ... Doesn't tip the scales at or above 300 pounds like of many NFL offensive lineman, but plays much bigger than his size with a determined and fundamentally-sound style ... Is a tenacious blocker, who earned his stripes working in the trenches of the NFC Central, long-regarded as a haven for some of the league's best blue-collar players ... Participated fully in the club's off-season program, displaying a hard-working style true to his Midwestern roots ... Will follow in the footsteps of native Chicagoan, Tim Grunhard, who was arguably one of the finest centers in the illustrious 42-year history of the Chiefs franchise ... After 12 distinguished seasons in the Red and Gold from '90-00, Grunhard officially handed Kansas City's centering duties to Weigmann when he officially announced his retirement on April 29th ... "I'd like to believe we've signed a young Tim Grunhard, someone who has a great passion for the game, a leadership flair about him that could carry on the tradition on how that position should be played," observed Chiefs head coach Dick Vermeil observed this off-season ... While replacing Grunhard will be an unenviable task, certainly has the on-field credentials to step into that role ... Owns 52 games of experience with Chicago and the N.Y. Jets ... Opened 25 games at center during his tenure with the Bears and has seen action in 49 straight contests ... Played in all 48 regular season games with Chicago during the last three seasons, starting 10 contests a year ago and 15 in '98 ... Joined the Bears on September 24th of '97 after being released by the N.Y. Jets after seeing action in the first three games of the season with that club ... Was claimed by the Jets off waivers from Indianapolis on October 29th of '96 ... Spent time on both the active roster and practice squad of the Colts in '96, but did not see game action ... Originally entered the NFL ranks as a rookie free agent with Indianapolis, signing on April 26th of '96. **At Chicago (1997-00):** Saw duty in 49 games (25 starts) in a little over three full seasons with the Bears ... Returned one kickoff for eight yards. **2000:** Played in all 16 games for the third straight year ... Backed up Olin Kruetz at center for the season's first three games before moving back into the starting lineup vs. Detroit (9/24) ... Also opened at Green Bay (10/1), vs. New Orleans (10/8) and vs. Minnesota (10/15) ... Worked behind Kruetz for the next four games ... Started the club's final five games beginning with a contest at the N.Y. Jets (11/26). **1999:** Played in all 16 contests for the second consecutive year ... Served as the club's back-up center and played on special teams. **1998:** Saw action at center in all 16 games with 15 starts and also contributed on special teams ... Merited initial NFL start in the season opener vs. Jacksonville (9/6) ... Returned a kickoff eight yards at Arizona (10/11) ... Started every game except the club's contest vs. Green Bay (12/27). **1997:** Saw reserve action in one contest ... Was claimed off waivers on September 24th after being released by the Jets the previous day ... Inactive at Dallas (9/28) and for the next nine games rehabbing a shoulder injury ... Was active but did not play at St. Louis (12/14) ... Saw his first action in a Bears uniform at Tampa Bay (12/21). **At N.Y. Jets (1996-97):** Saw duty in three games for the Jets on special teams. **1997:** Saw duty in three games ... First regular season NFL action came at Seattle (8/31) ... Also played vs. Buffalo (9/7) and at New England (9/14) ... Was inactive vs. Oakland (9/21) before being released the following day. **1996:** Claimed off waivers from Indianapolis on September 29th ... Was inactive vs. New England (11/10) and at Indianapolis (11/17) ... Active, but did not play at Buffalo (11/24) ... Was inactive for the next three games vs. Houston (12/1), at New England (12/8) and vs. Philadelphia (12/14) ... Active but did not play in the season finale vs. Miami (12/22). **At Indianapolis (1996):** Spent the first two weeks of the regular season on the club's practice squad ... Was promoted to the 53-man roster on September 10th ... Did not play vs. Dallas (9/15) and was subsequently placed back on the practice squad on September 23rd ... Promoted back to the active roster on October 15th, but did not play vs. New England (10/20) or at Washington (10/27) ... Was released by the Colts on October 28th.

College: Started every game his senior year with 27 career starts as a center for Iowa ... One of four co-captains for the Hawkeyes ... Lead the offensive line with an average of 199.8 yards on the ground and 213.8 yards in the air per game ... Collected All-Big 10 honorable mention, co-MVP for the season, and Offensive Coaches Hustle Award honors his senior year ... Started eight games as a junior missing two games due to injury ... Member of offensive line allowing only 10 QB sacks in 11 games ... Finished his sophomore season having started the first four games and final three games at center, missing five games due to injury ... Saw action in five games as a freshman ... Honor roll student majored in Communication Studies.

Personal: A three-sport letterman (football, baseball, basketball) at Parkersburg (Iowa) High School ... Played defensive back as a prep and established a school record with 17.0 career QB sacks ... Full name: Casey Peter Wiegmann (pronounced WEG-man) ... Single ... Resides in Overland Park, Kansas.

Games Played/Started: 1996 IND (0/0), 1996 NYJ (0/0), 1997 NYJ (3/0), 1997 CHI (1/0), 1998 CHI (16/15), 1999 CHI (16/0), 2000 CHI (16/10) — 52/25.

Additional Stats: Returned a kickoff eight yards at Arizona (10/11/98).

STREAKS AND MILESTONES: Has a streak of 49 consecutive games played dating back to the final game of the '97 regular season at Tampa Bay (12/21/97).



DAN WILLIAMS

DEFENSIVE TACKLE - 6-4 - 293

TOLEDO

FREE AGENT (1997)

NFL: 8 (4TH WITH CHIEFS)

BORN: DECEMBER 15, 1969

YPSILANTI, MICHIGAN

GP/GS: (86/64) PLAYOFFS: (2/2)



Pro Career: Powerful pass rusher and superior run-stuffer now entering his fourth season with the Chiefs ... Gives the club yet another talented and experienced performer on Kansas City's defensive front ... Versatile performer can play any spot on the defensive line ... Expected to compete with John Browning for time in the club's rotation at the "Eagle" defensive tackle position ... When healthy, is a force for opposing offensive linemen to reckon with ... Has battled numerous injuries throughout his career, including a thigh problem which cost him the final four games of the 2000 campaign ... Despite playing in just 12 games a year ago, still managed to rack up 7.5 sacks, the second-highest tally of his NFL career ... Still striving to see duty in all 16 regular season games for the first time in his career after playing in 15 contests apiece in both '96 and '97 ... Is always a threat to move outside in pass rushing situations where he has proven adept at taking down the quarterback ... Owns 27.5 career sacks, getting 23.0 of those in his previous three seasons wearing the Red and Gold ... Originally acquired by the Chiefs as a training camp pickup on July 23rd of '97 ... Proved to be one of the club's most pleasant surprises on a star-studded defense that season ... Enjoyed a superb debut campaign in a Kansas City uniform in '97, leading the club with a career-high 10.5 sacks and 36 quarterback pressures, helping the Chiefs produce a 13-3 record that year ... Sat out the '98 season due to a contract dispute, but rejoined the Chiefs on February 15th of '99 after that one-year hiatus ... Former first-round draft choice of Denver has displayed the all-around skills with the Chiefs to merit that high selection ... Originally joined Kansas City in '97 after serving a four-year tour of duty ('93-96) in the Mile High City ... Has seen duty in a total of 86 regular season NFL contests (64 starts), registering 265 tackles (143 solo), 27.5 sacks (-143.5 yards), one interception and seven fumble recoveries in addition to three forced fumbles and 14 passes defended ... Also has 96 QB pressures during his three seasons in Kansas City ... Owns two career postseason appearances (both starts), getting credit for eight stops, a sack and a pass defended in those games ... Entered the league as a first-round selection (11th overall) of the Broncos in the '93 NFL Draft. **At Kansas City (1997, '99-00):** Has seen action in 41 regular season games (24 starts) with the Chiefs, totaling 178 tackles (95 solo), 23.0 sacks (-116.0 yards), five fumble recoveries, three forced fumbles, six passes defended and 96 QB pressures ... Started one playoff game in '97, registering four tackles and a forced fumble. **2000:** Played in 12 games

(nine starts) at defensive tackle, totaling 55 tackles (30 solo), 7.5 sacks (-34.5 yards), 26 QB pressures, one fumble recovery and one pass defended ... Those sack and tackle totals were the second-highest tallies of his pro career ... Saw action as a reserve DT vs. Indianapolis (9/3) and came up with two tackles and one QB pressure ... Saw reserve duty at DT at Tennessee (9/10), collecting a career-high nine tackles (five solo), half a sack (-4.5 yards), two QB pressures and recovered a Steve McNair fumble ... Started at right DT, tying his career high with his fourth career 2.0-sack game vs. San Diego (9/17), taking down Moses Moreno on both occasions (-6.0 yards), adding three tackles and four QB pressures ... Started at right DT at Denver (9/24), recording eight tackles (six solo) and three QB pressures ... Registered a sack (-11.0 yards) of Jon Kitna, six tackles and a pass defended vs. Seattle (10/2) ... Started at right DT vs. Oakland (10/15), recording four tackles (one solo) and two QB pressures ... Started at right DT vs. St. Louis (10/22), posting six tackles (three solo), five QB pressures and 1.0 sack (-8.0 yards) of Trent Green ... Started at right DT at Seattle (10/29), managing three tackles, 1.0 sack (no yards) of Jon Kitna and two QB pressures ... Started at right DT at Oakland (11/5), compiling three tackles and one QB pressure ... Produced four tackles and two QB pressures at San Francisco (11/12) ... Totaled eight tackles, 1.0 sack (-5.0 yards) of Rob Johnson and three QB pressures vs. Buffalo (11/19) ... Posted three tackles (two solo), 1.0 sack (no yards) of Ryan Leaf and one QB pressure at San Diego (11/26) ... Was inactive the final four games due to a thigh injury suffered at San Diego (11/26). **1999:** Saw action in 14 games with nine starts ... Played in 10 games (six starts) at right defensive end and saw duty in four games (three starts) at right defensive tackle ... Alternated as the starter at right end with Leslie O'Neal for the season's first 12 weeks, before opening three of the year's final four games at right tackle ... Recorded 51 tackles (26 solo), 5.0 sacks (-24.0 yards), two fumble recoveries, 34 QB pressures and two passes defended ... Was inactive at Chicago (9/12) due to a thigh injury ... Registered three tackles vs. Denver (9/19) in his first game for the Chiefs since starting a playoff contest vs. Denver (1/4/98) ... Tied a career high with 2.0 sacks of Charlie Batch (-10.0 yards) vs. Detroit (9/26) and also recorded five QB pressures ... Opened at right DE at San Diego (10/3), marking his first start since the '97 playoffs ... Was inactive at Baltimore (10/21) due to a knee surgery ... Had a team-high four QB pressures vs. San Diego (10/31) ... Recovered a Warrick Dunn fumble at Tampa Bay (11/14) ... Posted a career-high six QB pressures vs. Seattle (11/21) ... Got a sack of Rich Gannon (-5.0 yards) at Oakland (11/28) ... Tallied two tackles (one solo) and two QB pressures at Denver (12/5) ... Started at right DT vs. Minnesota (12/12), recorded a sack of Jeff George (-5.0 yards), recovered a George fumble and registered his 200th career tackle ... Started at right DT, posting six tackles (two solo) and six QB pressures vs. Pittsburgh (12/18) ... Got a four-yard sack of Jon Kitna at Seattle (12/26) ... Started at right DT vs. Oakland (1/2/00), but left the game in the first quarter with a left ankle sprain. **1998:** Was designated as Kansas City's "franchise" player, as per terms of the NFL's Collective Bargaining Agreement with the NFL Players Association ... Did not accept the Chiefs tender offer and sat out the entire season before rejoining the club on February 15th of '99. **1997:** Training camp acquisition found his niche with the Chiefs, seeing duty in 15 games and getting six starting calls at defensive end ... Had career highs with 72 tackles (39 solo), 10.5 sacks (-57.5 yards), two fumble recoveries and three forced fumbles ... Added a team-high 36 quarterback pressures, as well as three pass deflections ... His 10.5 sacks tied for the fourth-most in the AFC ... First duty in a Chiefs uniform came at Denver (8/31), with two tackles and a pair of QB pressures ... Was inactive vs. Buffalo (9/14) ... Initial sack of the year came on Kerry Collins at Carolina (9/21) when he also forced a fumble ... Started his first contest of the year vs. Seattle (9/28), posting six tackles ... Got a five-yard sack of Dan Marino at Miami (10/5) ... Came up with a season-high four QB pressures vs. San Diego (10/16) ... Had five tackles and a sack of Kordell Stewart vs. Pittsburgh (11/3) ... Recorded six stops, half a sack of John Elway, a pair of QB pressures and a forced fumble vs. Denver (11/16) ... Had a five-yard takedown of Warren Moon and recovered a fumble in the first of five straight starts at Seattle (11/23) ... Produced the first two-sack day of his career, taking down Steve Young twice for nine yards and forcing one fumble vs. San Francisco (11/30) ... Registered 1.0 sack (-5.0 yards) of Jeff George along with four tackles and three QB pressures vs. Oakland (12/7) ... Recorded five tackles, three QB pressures and a pair of sacks at San Diego (12/14) ... Had a career-high seven stops and a sack vs. New Orleans (12/21) ... Started at right defensive end vs. Denver (1/4/98) in the AFC Playoffs, producing four tackles and forcing a Terrell Davis fumble. **At Denver (1993-96):** Played in 45 games (40 starts) with Denver, totaling 85 tackles (40 solo), 4.5 sacks (-28.5 yards), and two fumble recoveries ... Also had one INT and eight pass deflections to his credit ... Started one postseason contest in '96, getting four tackles, a sack and a pass defended. **1996:** Played in 15 contests (15 starts) at defensive end, opening 14 games on the left side and once on the right side at Kansas City (9/22) ... Finished the year with 22 tackles (14 solo), 1.0 sack (3.0 yards) and one fumble recovery ... Lone sack came vs. the N.Y. Jets (9/1) ... Left the contest vs. Baltimore (10/20) with a knee injury ... Was inactive at Green Bay (12/8) because of the flu ... Had four tackles, a sack and a pass deflection in the club's AFC Divisional Playoff contest vs. Jacksonville (1/4/97). **1995:** Endured an

injury-plagued year, starting six games at left defensive end before undergoing season-ending knee surgery ... Closed the year with six tackles, a pair of sacks and a career-best four passes defended ... Corralled a sack in the season-opener vs. Buffalo (9/3) ... Tipped a pass which was intercepted by LB Elijah Alexander against Washington (9/17) ... Credited with one sack before suffering a sprained right knee at San Diego (9/24) ... Did not return to the line-up until the Arizona (11/5) contest ... Sustained a cartilage tear in his left knee the next week at Philadelphia (11/12) and was subsequently placed on injured reserve for the remainder of the year on December 19th. **1994:** Played in 11 games with eight starts at right defensive tackle ... Credited with 22 tackles (11 solo), one interception and two passes defended ... Had a season-high six tackles vs. the L.A. Raiders (9/18) ... Intercepted a Joe Montana pass in a 31-28 loss vs. Kansas City (10/17) ... Started the first eight games before being replaced by Harold Hasselbach at the L.A. Rams (11/6). **1993:** Fought through knee injuries to see duty in 13 contests (11 starts) during his rookie campaign ... Accounted for 37 tackles (18 solo), 1.5 sacks (-6.5 yards) and a fumble recovery ... Suffered a knee injury in the second game of the season vs. San Diego (9/12) and missed the next three games ... Re-injured the same knee in the final regular season game at the L.A. Raiders (1/2/94).

College: Regarded as one of the premier pass rushers coming out of the college ranks in the '93 NFL Draft ... Finished his career at Toledo with 256 tackles (143 solo), 28 sacks and 80 QB pressures after transferring from Tennessee State ... Including his stats as a freshman at Tennessee State, totaled 279 tackles (158 solo), 30.0 sacks and 82 QB hurries during his collegiate career ... An All-America and a first team All-Mid American Conference pick as a senior at Toledo by *Football News* ... Posted 13.0 sacks that year to go along with 104 tackles (59 solo), 33 quarterback pressures, five passes defended and a forced fumble ... Had 78 tackles (52 solo), 5.0 sacks, a pair of forced fumbles and a fumble recovery as a junior in '91 ... Recorded 74 stops (32 solo) and 10.0 sacks as a sophomore ... Began his career at Tennessee State in '88 before transferring to Toledo ... Produced 23 tackles (15 solo), a pair of sacks and two QB pressures as a true freshman for the Tigers ... Majored in Criminal Justice at Toledo.

Personal: Lettered once in both football and basketball at Willow Run High School in Ypsilanti, Michigan, earning All-Conference, All-Metro. and All-Area honors in his only varsity season ... Full name: Daniel Williams II ... Married, wife Angela with a daughter, Courtney (7), and a son, Cory (4) ... The couple is expecting their third child ... The Williams family resides in Roswell, Georgia.

WILLIAMS' NFL STATISTICS											
Year	Team	G-S	TACKLES			FUMBLES		SACKS	INTS	PASSES	QB
			Solos	Asst.	Total	Rec.	For.	No./Yds.	No./Yds.	Defensed	Pressures
1993	Denver	13-11	18	19	37	1	0	1.5/6.5	0/0	2	--
1994	Denver	11-8	11	11	22	0	0	0.0/0.0	1/3	2	--
1995	Denver	6-6	5	1	6	0	0	2.0/19.0	0/0	4	--
1996	Denver	15-15	14	8	22	1	0	1.0/3.0	0/0	0	--
1997	Kansas City	15-6	39	33	72	2	3	10.5/57.5	0/0	3	36
1999	Kansas City	14-9	26	25	51	2	0	5.0/24.0	0/0	2	34
2000	Kansas City	12-9	30	25	55	1	0	7.5/34.5	0/0	1	26
Totals		86-64	143	122	265	7	3	27.5/143.5	1/3	14	96
POSTSEASON											
Year	Team	G-S	TACKLES			FUMBLES		SACKS	INTS	PASSES	QB
			Solos	Asst.	Total	Rec.	For.	No./Yds.	No./Yds.	Defensed	Pressures
1996	Denver	1-1	2	2	4	0	0	1.0/2.0	0/0	1	--
1997	Kansas City	1-1	3	1	4	0	1	0.0/0.0	0/0	0	--
Totals		2-2	5	3	8	0	1	1.0/2.0	0/0	1	--
SINGLE GAME CAREER HIGHS											
Tackles: 9 (five solo) at Tennessee (9/10/00)					Forced Fumbles: 1, three times, last vs. San Francisco (11/30/97)						
Sacks: 2.0, four times, last vs. San Diego (9/17/00)					QB Pressures: 6 vs. Seattle (11/21/99)						
Fumble Recoveries: 1, seven times, last at Tennessee (9/10/00)											
STREAKS AND MILESTONES: Registered his 200th career tackle vs. Minnesota (12/12/99). Needs to play in 14 games in 2001 to make his 100th regular season NFL appearance.											



JERMAINE WILLIAMS

FULLBACK - 5-11 - 245

HOUSTON

FREE AGENT (2001)

NFL: 4 (1ST WITH CHIEFS)

BORN: AUGUST 14, 1973

GREENVILLE, NORTH CAROLINA

GP/GS: (32/0) PLAYOFFS: (0/0)



Pro Career: Tough-running fullback and seasoned special teams performer entering his first season with Kansas City in 2001 ... Inked with the Red and Gold on April 23rd of this year ... Will likely have to make his mark with the Chiefs as a special teams coverage artist ... Is experienced in that regard, seeing duty primarily as a special teamer for Oakland ('98-99) and Jacksonville (2000) ... Owns 29 special teams stops in those contests and has also returned a pair of kickoffs for 50 yards ... Has the savvy to play in the kicking game which is hard to teach ... Is well-acquainted with the Gansz family and is reunited in Kansas City with Chiefs special teams coach Frank Gansz, Jr., who tutored him in both Oakland and during his collegiate days at the University of Houston ... During his tenure in Jacksonville a year ago his special teams coach was Frank Gansz, Sr. ... In limited offensive action, has rushed the ball twice for eight yards and caught one pass for 20 yards ... Joined the Jaguars midway through the 2000 campaign after being released by the Raiders in training camp ... Hooked onto Oakland's 53-man roster in '98 after originally entering the NFL as a rookie free agent with Tampa Bay in '97. **At Jacksonville (2000):** Signed by Jacksonville on October 31st after being waived by Oakland on August 22nd ... Saw action in seven games with Jacksonville, rushing the ball twice for eight yards ... Initial action in a Jaguars uniform came vs. Seattle (11/12) ... Added two kickoff returns for 50 yards and nine special teams tackles ... Got his first professional totes with two carries for eight yards vs. Arizona (12/10) to go with a pair of special teams stops ... Had a career-high four special teams stops and a pair of kickoff returns for 50 yards with a 30-yard long at the N.Y. Giants (12/23). **At Oakland (1998-99):** Appeared in 25 games with Oakland ... Caught one pass for 20 yards ... Contributed 20 special teams tackles. **1999:** Saw action in 15 games as a backup fullback and special teamer ... Recorded one reception for 20 yards and eight special teams stops ... Had his first career reception for a 30-yard gain vs. Miami (10/31). **1998:** Signed with Oakland as a free agent and appeared in 10 games as a backup fullback and on special teams ... Recorded a career-high 12 special teams tackles.

College: A four-year letterman at Houston ... Ran the ball 180 times for 887 yards (4.9 avg.) with five touchdowns and caught 28 passes (6.3 avg.) for 175 yards with one touchdown ... Added 22 kickoff returns for 428 yards and 12 special teams stops ... Appeared in nine games rushing for 76 yards on 17 carries in '96 ... Carried the ball 27 times for 141 yards a junior ... Led the Cougars in rushing with 670 yards on 136 carries and five touchdowns as a sophomore ... Added 17 receptions for 93 yards ... Began his career at Butler Junior College in El Dorado, Kansas ... Gained 1,160 yards and nine touchdowns on 169 carries as a freshman ... Rushed for 247 yards and two touchdowns in the '93 conference championship game ... Majored in Kinesiology at Houston.

Personal: Named All-Conference, All-Area and All-Region as a senior at J.H. Rose High School in Greenville, North Carolina ... Named team MVP as a senior ... Also lettered in basketball and track ... Full name: Jermaine Mequell Williams ... Married, wife Kimberly, with a son, Joshua (1) ... The Williams' reside in Houston, Texas.



NFL LEADERS INTRADIVISION PLAY 1990-00



Team	Record	Win Pct.
1. Kansas City	60-28	.682
2. San Francisco	52-26	.667
3. Jacksonville	34-18	.654
4. Tennessee	53-29	.646
5. Dallas	56-32	.636



BEST NFL HOME RECORDS 1990-00



Team	Record
1. Kansas City	68-20 (.772)
San Francisco	68-20 (.772)
3. Denver	66-20 (.750)
4. Buffalo	65-23 (.739)
Green Bay	65-23 (.739)



WILLIAMS' NFL STATISTICS



Year	Team	RUSHING						RECEIVING					SP. TEAM Tackles
		G-S	No.	Yds.	Avg.	LG	TD	No.	Rec.	Avg.	LG	TD	
1998	Oakland	10-0	0	0	0.0	--	0	0	0	0.0	--	0	12
1999	Oakland	15-0	0	0	0.0	--	0	1	20	20.0	20	0	8
2000	Jacksonville	7-0	2	8	4.0	4	0	0	0	0.0	--	0	9
Totals		32-0	2	8	4.0	4	0	1	20	20.0	20	0	29

Additional Stats: Had two kickoff returns for 50 yards (25.0 avg.) with a long of 30 yards in 2000.

SINGLE GAME CAREER HIGHS


Rushing Attempts: 2 vs. Arizona (12/10/00)

Rushing Yards: 8 vs. Arizona (12/10/00)

Receptions: 1 vs. Miami (10/31/99)

Receiving Yards: 20 vs. Miami (10/31/99)

Special Teams Tackles: 4 at N.Y. Giants (12/23/00)



TYRONE WILLIAMS

DEFENSIVE TACKLE - 6-4 - 286

WYOMING

FREE AGENT (2000)

NFL: 4 (2ND WITH CHIEFS)

BORN: OCTOBER 22, 1972

PHILADELPHIA, PENNSYLVANIA

GP/GS: (20/0) PLAYOFFS: (0/0)



Pro Career: Talented defensive lineman entering his second campaign with the Chiefs in 2001 ... Enters his first camp at River Falls after joining the Red and Gold just after the start of the 2000 regular season ... Can play either inside or outside, but is presently projected to compete at the nose tackle post in Kansas City's revamped defensive scheme ... Originally joined Kansas City as a free agent on September 27th of 2000 to fill the roster spot vacated by DT Ty Parten, who was placed on injured reserve ... Saw action in 10 contests with Kansas City a year ago after beginning the season with the Eagles ... Played in three games with Philadelphia after making the club's 53-man roster following training camp ... Was released by Philadelphia on September 20th a year ago and subsequently inked with Kansas City ... Has played in 20 games in his three-year career with the Chiefs, Eagles and Bears, compiling 25 tackles (14 solo), 4.5 sacks (-14.0 yards), two QB pressure, one forced fumble and one fumble recovery ... Originally signed with Philadelphia on July 6th of '99, but was released just prior to the start of the regular season on September 4th ... Re-joined the Eagles on October 20th of '99 and played alongside DT Steve Martin in '99 with the Eagles and that duo is expected to work at the same spot with the Chiefs this year ... Made the most of his second chance in '99 with Philadelphia, recording seven tackles (six solo), 3.0 sacks, one QB pressure, a forced fumble and a fumble recovery in four games ... Spent two tours of duty with the Rhein Fire of NFL Europe in both '97 and '99 ... Led NFL Europe with 9.0 sacks in '99 which prompted the Eagles to bring him aboard ... Went to camp with Chicago in '98, but was released on that club's final cut on August 31st and was out of football the remainder of the year ... Originally signed by Chicago on October 29th of '97 after being released by the Rams in training camp ... Was on the Bears roster for 10 games and saw action in three games that year ... Initially entered the NFL with St. Louis in '96 as a rookie free agent out of the University of Wyoming and spent the '96 season on the Rams practice squad. **At Kansas City (2000):** Spent the first three games on Philadelphia's 53-man roster before being released on September 20th ... Did not record any stats in those three contests with the Eagles ... Was signed by Kansas City on September 27th ... Played in 13 total games (10 with Kansas City, three with Philadelphia), recording all of his stats with the Chiefs ... Tallied 14 tackles (six solo), 1.5 sacks (-4.0 yards) and

one QB pressure with the Chiefs ... Was inactive vs. Seattle (10/2) ... Saw reserve action at DE vs. Oakland (10/15), producing one tackle ... Saw reserve action at DE vs. St. Louis (10/22) and at Seattle (10/29) ... Saw reserve action at DE at Oakland (11/5), posting four tackles (three solo) ... Saw reserve action at DE at San Francisco (11/12) ... Registered 1.0 sack (-4.0 yards) of Rob Johnson and one QB pressure vs. Buffalo (11/19) ... Was inactive at San Diego (11/26) ... Had three tackles (two solo) at New England (12/4) ... Made one tackle vs. Carolina (12/10) ... Saw reserve action at DE vs. Denver (12/17) ... Tallied five tackles (one solo) and half a sack (0 yards) of Chris Chandler at Atlanta (12/24). **At Philadelphia (1999-00):** Played in seven games, totaling seven tackles (six solo), 3.0 sacks, one QB pressure, one forced fumble and one fumble recovery. **2000:** Played in three games after making the Eagles 53-man roster before being released September 20th ... Played at Dallas (9/3), vs. the N.Y. Giants (9/10) and at Green Bay (9/17), but did not record any stats. **1999:** Signed as a free agent on July 6th, but was released on September 4th ... Re-signed with club on October 20th after DE Hugh Douglas was placed on injured reserve (biceps) ... Appeared in three games, producing seven tackles (six solo), 3.0 sacks, one QB pressure, one forced fumble, and one fumble recovery ... Recorded his first career sack and forced fumble, taking down Drew Bledsoe (0 yards) vs. New England (12/19) ... Notched a career-high 2.0 sacks (-10.0 yards) in a 38-31 victory vs. St. Louis (1/2/00). **NFL Europe (1999):** Played in his second season with the Rhein Fire, leading the league in sacks with 9.0. **At Chicago (1997):** After being released by the club in camp, re-signed on October 29th and was on the roster for the club's final 10 games ... Played in three contests, making four tackles (two solo). **NFL Europe (1997):** Appeared in all 10 games in his first season with the Rhein Fire, registering 28 tackles and 3.0 sacks.

College: Was a three-year starter on the defensive line for the University of Wyoming, playing both DT and DE ... As a senior, tallied 44 tackles and 4.0 sacks ... Majored in Communications at Wyoming.

Personal: Attended LaVista High School in Papillion, Nebraska, where he starred on the football field as well as on the basketball court ... Enjoys cooking, music and working out ... Speaks Italian ... Full name: Tyrone M. Williams Jr. ... Married, wife Amy, with sons DeShon (5), Amandre (3) and Tavynian (1), and a daughter, Teryn (2) ... The Williams' reside in Littleton, Colorado.



WILLIAMS' NFL STATISTICS



Year	Team	G-S	TACKLES			FUMBLES		SACKS	INTS	PASSES	QB
			Solos	Asst.	Total	Rec.	For.	No./Yds.	No./Yds.	Defensed	Pressures
1997	Chicago	3-0	2	2	4	0	0	0.0/0.0	0/0	0	0
1999	Philadelphia	4-0	6	1	7	1	1	3.0/10.0	0/0	0	1
2000	Philadelphia	3-0	0	0	0	0	0	0.0/0.0	0/0	0	0
	Kansas City	10-0	6	8	14	0	0	1.5/4.0	0/0	0	1
Totals		20-0	14	11	25	1	1	4.5/14.0	0/0	0	2

SINGLE GAME CAREER HIGHS

Tackles: 5 (one solo) at Atlanta (12/14/00)

Forced Fumbles: 1 vs. New England (12/19/99)

Sacks: 2.0 vs. St. Louis (1/2/00)

QB Pressures: 1, two times, last vs. Buffalo

Fumble Recoveries: 1 at Dallas (12/12/99)

(11/19/00)



SIGNIFICANT STREAKS STOPPED AT ARROWHEAD



1995-00

Opp. Win Streak	Date	Opponent	Result
11 games	11/30/97	San Francisco	W, 44-9
6 games	10/22/00	St. Louis	W, 54-34
6 games	12/17/00	Denver	W, 20-7
5 games	11/3/97	Pittsburgh	W, 13-10
5 games	11/10/96	Green Bay	W, 27-20
4 games	10/10/99	New England	W, 16-14
4 games	9/22/96	Denver	W, 17-14
3 games	11/16/97	Denver	W, 24-22
3 games	12/24/95	Seattle	W, 26-3

Note: Kansas City has snapped an significant regular season winning streak (three or more games) of an opponent at Arrowhead nine times since the start of the '95 season. In 2000, the Rams and Broncos both owned six-game winning streaks entering their game at Arrowhead and were defeated by Kansas City.



DONALD WILLIS

GUARD - 6-3 - 330

NORTH CAROLINA A&T
NFL: 4 (2ND WITH CHIEFS)
FREE AGENT (2000)
BORN: JULY 15, 1973
GOLETA, CALIFORNIA
GP/GS: (20/2) PLAYOFFS: (0/0)



Pro Career: Powerful guard entering his fourth pro campaign ... Is expected to compete with converted offensive tackle Marcus Spears for the club's starting berth at the left guard position in 2001 ... Versatile blocker who can play all three of the interior line spots and stepped in to start games at both center and right tackle for Kansas City a year ago ... Displayed his ability to enter the lineup at a moment's notice in 2000 and is seeking more consistent role this season ... Has a low center of gravity which he uses effectively to get leverage on defensive linemen ... Enters his third training camp with the Chiefs after playing in all 16 contests in 2000 ... Served primarily as a reserve lineman and a regular on special teams in his first campaign with Kansas City ... Initially signed with the club as a free agent in '99 ... Survived the club's final cutdown to 53 players on September 5th in '99, but was released the following day when the team inked OT Sammy Williams ... Will likely be a strong candidate to earn a roster spot once again ... Has enjoyed previous pro strops with Tampa Bay, New Orleans and Seattle ... Spent time on the active roster with the Seahawks in '95 before finishing the year with the Saints ... Has seen action in 20 regular season contests with a pair of starts ... Before joining the Chiefs, his lone regular season NFL game duty came with the Saints in '96 when he played in four contests ... Also had a stint in the World League with Amsterdam in the spring of '96 ... Spent two weeks on the New Orleans roster in '97 before being released ... Went to camp with the Buccaneers in '98, but was let go prior to the start of the regular season ... Originally entered the league as a rookie free agent with Seattle in '95. **At Kansas City (2000):** Played in 16 games on special teams and saw duty on offense in 11 contests (two starts) ... Opened one game apiece at center and at right guard ... Saw reserve duty at left guard vs. Indianapolis (9/3), replacing an injured Dave Szott in the first quarter ... Played on special teams at Tennessee (9/10) ... Played on offense and special teams vs. San Diego (9/17), sharing time with Jeff Blackshear at left guard ... Saw reserve action at left guard and on special teams at Denver (9/24), vs. Seattle (10/2) and vs. Oakland (10/15) ... Saw action on special teams vs. St. Louis (10/22) ... Saw action on special teams and replaced C Tim Grunhard after he left the game in the third quarter with an ankle injury at Seattle (10/29) ... Started his first NFL game at center for an injured Grunhard at Oakland (11/5) ... Saw action on special teams and at both right guard and center for the injured Will Shields and Grunhard, respectively, at San Francisco (11/12) ... Saw action on special teams vs. Buffalo (11/19) ... Saw action on special teams and as a reserve center at San Diego (11/26) ... Saw action on special teams and at right guard for Will Shields, who replaced John Tait at left tackle at New England (12/4) ... Started at right guard in place of Shields, who replaced Tait as the starter at left tackle vs. Carolina (12/10) ... Saw action on special teams vs. Denver (12/17) and at Atlanta (12/24). **At New Orleans (1995-97):** Spent time on the 53-man roster of the Saints for portions of three seasons ... Saw reserve action in four games at guard for the club in '96. **1997:** Was on the club's roster for the first two games of the year before being released ... Inactive at St. Louis (8/31) and vs. San Diego (9/7) ... Released on September 8th. **1996:** On the Saints roster for 13 games ... Played in four games as a reserve guard ... Inactive for the first seven games of the year before being released on October 19th ... Resigned on November 6th ... On the inactive list for three more games before seeing his first regular season NFL duty vs. St. Louis (12/1) when he subbed for Ed King at right guard in the second half ... Most extensive action of his career playing at both guard posts vs. Atlanta (12/8) ... Also saw reserve action at right and left guard at the N.Y. Giants (12/15) and at St. Louis (12/21). **1995:** Claimed off waivers from Seattle on December 1st ... On the roster for the final four games, but was inactive for all four of those contests. **At Seattle (1995):** Signed by the Seahawks as a rookie free agent on April 26th ... On the roster for the season's first 12 games, but was inactive for all of those outings ... Waived on November 30th and was subsequently claimed by the Saints.

College: Played senior season at North Carolina A&T after transferring from the University of Washington ... Stepped into starting lineup as a senior at North Carolina A&T ... Earned a letter as a junior for the Huskies ... Was third on the depth chart as a sophomore at Washington and did not

see any game action ... Redshirted as a freshman ... Majored in Sociology at North Carolina A&T.

Personal: Was a standout on the football and track teams as a prep at Cabrillo High School in Lompoc, California ... A two-way lineman, won All-State honors as a senior and All-County honors in each of his last two years ... Also punted for team during last two years ... Track exploits included California Class 1A shot put titles as a junior and senior and discus title as a junior ... Full name: Donald Kirk Willis ... Single ... Nicknamed "Snacks" ... Resides in Kansas City, Missouri.

Games Played/Games Started: 1995 SEA (0/0), 1995 NO (0/0), 1996 NO (4/0), 1997 NO (0/0), 2000 KC (16/2) —20/2.



JEROME WOODS

SAFETY - 6-2 - 207

MEMPHIS

DRAFT (NO. 1 - 1996)

NFL: 6 (6TH WITH CHIEFS)

BORN: MARCH 17, 1973

MEMPHIS, TENNESSEE

GP/GS: (79/63) PLAYOFFS: (1/1)



Pro Career: Fearless free safety who is one of the most tenacious tacklers in the game today ... Enters his sixth season with the Chiefs and his fifth as the club's starting free safety ... Has opened 63 of 64 games at free safety for Kansas City the past four seasons ... Dedicated defensive standout could be poised to become the next Pro Bowl performer in the Kansas City secondary ... Is the latest in a long line of stellar Kansas City safeties, a list which includes the likes of Chiefs Hall of Famers Lloyd Burruss, Deron Cherry and Johnny Robinson ... Joins DE John Browning and LB Donnie Edwards as the longest-tenured Chiefs defensive players on the roster after that trio joined the club in the '96 NFL Draft ... Owns a reserved personality off the field, but specializes in producing highlight-quality hits once he gets between the stripes ... Arguably the toughest player on the entire Kansas City squad, frequently turns his body into a human projectile in order to bring opponents to the ground ... Simply loves to play the game at its physical fullest and has been compared by some to a heat-seeking missile once he gets an opponent in his crosshairs ... Earned a reputation as an intimidating tackler in college and has punished opponents with regularity at the pro level ... Will do whatever necessary to win a game, whether it's excelling in pass coverage, stuffing the run or serving as a pass rusher ... Has consistently ranked among the club's leading tacklers and has averaged 110.3 tackles in his previous four seasons as a starter ... Durable performer who has just missed one contest since joining the Chiefs as the club's number one draft choice in '96, playing in 79 of a possible 80 games over that span ... Blessed with an astounding pain threshold, played over half of the '98 season with six screws and a metal plate inserted into a broken right hand ... Despite that injured appendage, still started all 16 games and finished third on the squad with 124 tackles that year ... Blessed with extremely long limbs and excellent leaping ability which only serve to complement his tremendous range and reach in the secondary ... Registered triple-digit tackles three straight years from '97-'99 and has at least one INT each of the past four seasons ... Shared the club's kickoff return chores with Tamarick Vanover as a rookie in '96 and also served as a reserve cornerback before switching back to his natural free safety spot in '97 ... Has seen action in 79 regular season games (63 starts), producing nine INTs with 109 return yards to go along with 450 tackles (306 solo), three fumble recoveries and seven forced fumbles ... Has also racked up 3.0 sacks (-17.0 yards), 36 passes defended, 20 QB pressures and 24 special teams stops ... Recovered a blocked field goal attempt in '98, as well ... Returned 25 kickoffs for 581 yards (23.2 avg.) with a long of 66 yards as a rookie in '96 ... Has also recorded four tackles and a forced fumble in one postseason start following the '97 campaign ... Entered the NFL as Kansas City's first-round choice (28th overall) in the '96 NFL Draft. **2000:** Started 16 games at free safety, registering 79 tackles (65 solo), two INTs, 2.0 sacks (-15.0 yards), one forced fumble, six passes defended and a QB pressure ... Collected a team-high 10 tackles (nine solo) vs. Indianapolis (9/3) ... Tallied nine solo tackles and a pass defended at Tennessee (9/10) ... Registered one solo tackle and a QB pressure vs. San Diego (9/17) ... Recorded five tackles and a pass defended at Denver (9/24) ... Made six solo tackles and intercepted a Jon Kitna pass (0 yards) at the Chiefs 11-yard line with 0:21 remaining in the game to seal the 24-17 win ... Collected five

solo tackles and a sack of Kurt Warner (-8.0 yards) vs. St. Louis (10/22) ... Accumulated two solo tackles, one pass defended and 1.0 sack (-7.0 yards) of Jon Kitna at Seattle (10/29) ... Registered six solo tackles at San Francisco (11/12) ... Produced six tackles vs. Buffalo (11/19) ... Had six tackles and a pass defended at San Diego (11/26) ... Compiled eight tackles and a pass defended at New England (12/4) ... Contributed seven tackles, one pass defended and an INT off Steve Beuerlein (0 yards) vs. Carolina (12/10) ... Posted five tackles and poked the ball loose from Mike Anderson following a 25-yard run vs. Denver (12/17). That forced fumble on Denver's initial drive drastically changed the momentum of the game in a 20-7 Chiefs victory. **1999:** Started 15 games at free safety, registering 106 tackles (76 solo), one INT (five yards), a career-best eight QB pressures, a forced fumble, a fumble recovery and five passes defended ... Also had one stop on kickoff coverage ... Produced a team-high 12 tackles (eight solo) and recorded one QB pressure at Chicago (9/12) ... Posted seven tackles (four solo) and intercepted a Brian Griese pass vs. Denver (9/19) ... Missed the lone game of his NFL career when he was inactive at San Diego (10/3) due to a quadriceps injury, snapping his streak of 35 consecutive starts dating back to the '97 season-opener at Denver (8/31/97) ... Returned to the starting lineup, posting eight tackles (seven solo), two QB pressures and a forced fumble vs. New England (10/10) ... Recovered a Mike Alstott fumble, returning it 19 yards to the Tampa Bay 30-yard line at Tampa Bay (11/14) and tied Marcus Patton with a team-high 11 tackles and two QB pressures ... Forced a Derrick Walker fumble that was picked up by Cris Dishman and returned 40 yards for the game-tying score in a 37-34 comeback win at Oakland (11/28) ... Credited with a pivotal pass defended in the fourth quarter when he delivered a bone-jarring hit on WR Rod Smith ... Tallied 12 tackles (seven solo), one QB pressure, one pass defended and one special teams stop vs. Pittsburgh (12/18) ... Tallied nine tackles at Seattle (12/26). **1998:** Started at free safety in all 16 games, joining Tom Barndt as the only Chiefs defensive players to start every game ... Was third on the team with 124 stops (72 solo) and added a career-high 13 passes defended, as well as four QB pressures ... Had two INTs for 47 yards and three forced fumbles on the year ... Also chipped in three tackles on special teams ... Credited with nine tackles and a pair of passes defended vs. Oakland (9/6) ... Registered 10 tackles at Jacksonville (9/13) ... Tallied a team-best eight tackles and a fumble recovery vs. Seattle (10/4) ... Despite suffering a broken bone in his right hand at New England (10/11), still recorded a season-high 15 tackles, the second-best tally of his career ... Had six screws and a metal plate inserted in his hand and started the next contest vs. Pittsburgh (10/26), making nine tackles ... Tallied 12 stops, a forced fumble and one QB pressure at Seattle (11/8) ... Contributed nine tackles vs. Denver (11/16) ... Picked off a Craig Whelihan pass which he returned 19 yards at San Diego (11/22) ... Had eight tackles, forced a Terrell Davis fumble at the goal line and recovered the ball after Leslie O'Neal blocked a Jason Elam field goal attempt at Denver (12/6) ... Picked off a Troy Aikman pass and returned it a career-long 28 yards to set up a TD vs. Dallas (12/13) ... Made seven stops and posted a career-best four passes defended at the N.Y. Giants (12/20) ... Racked up seven tackles and two passes defended at Oakland (12/26). **1997:** Started all 16 games at free safety, finishing third on the club with 132 tackles (85 solo) to go along with four interceptions, two fumble recoveries, a forced fumble and seven passes defended ... Also added a sack (-2.0 yards), seven QB pressures and four special teams stops ... Recorded eight tackles, a pair of passes defended and a special teams stop in his first NFL start at Denver (8/31) ... Had three QB pressures vs. Buffalo (9/14) ... Picked off QB Kerry Collins in the end zone for the first INT of his career and returned it 27 yards at Carolina (9/21) ... Earned AFC Defensive Player of the Week honors after a stellar performance vs. Seattle (9/28). Recorded a team-high 11 tackles, adding a pass defended and his first career sack (-2.0 yards) in that contest, but the play of the game came with 6:30 left in overtime when he picked off a Warren Moon pass and returned it 13 yards to help put the Chiefs in position for the game-winning FG in a 20-17 Chiefs victory ... Recorded seven tackles, and recovered a Tony Banks fumble at St. Louis (10/26) ... Contributed eight tackles, adding a 17-yard interception return off of Kordell Stewart vs. Pittsburgh (11/3) ... Posted 11 tackles at Jacksonville (11/9) and followed that up with a career-best, 17-tackle performance vs. Denver (11/16) ... Racked up nine tackles and forced a fumble which he also recovered at Seattle (11/23) ... Earned AFC Defensive Player of the Month honors for his efforts in November ... Rounded out the regular season with 10 tackles and an interception of Billy Joe Hobert in the end zone vs. New Orleans (12/21) ... Started the club's playoff contest vs. Denver (1/4/98), totaling four tackles, a forced fumble and a sack of John Elway for a loss of seven yards. **1996:** First-round pick saw duty in all 16 games for the Chiefs as a rookie ... Was utilized primarily on special teams as a kick return specialist and also worked on the club's coverage units ... Played on defense in five contests ... Ranked second on the squad with 25 kickoff returns for 581 yards (23.2 avg.) with a long of 66 ... Finished fourth on the team with 16 special teams stops and added nine tackles on defense (eight solo) ... First NFL action on defense came vs. Pittsburgh (10/7) when he recorded two tackles and two passes defended as well as four kickoff returns for 73 yards ... Posted a season-high five tackles vs. Seattle (10/17), added two passes defended and had a 39-yard kickoff return ... Was credited with four kickoff returns for a season-high 159 yards vs. San Diego (9/29), including a career-best 66-yard runback ... Posted two tackles vs. Indianapolis (12/15) ... Also saw duty as a nickel corner vs. San Diego (11/24) and Oakland (12/9) ... Had a

season-high three special teams tackles and was credited with five kickoff returns for 108 yards in the season-opener at Houston (9/1).

College: Just the fifth player in Memphis history to be selected in the opening round of the NFL Draft and the first since defensive back Derrick Burroughs was picked 14th overall by Buffalo in '85 ... Spent two seasons as a starting safety for the University of Memphis after transferring from Northeast Mississippi Community College ... In two campaigns with the Tigers, he tallied 219 tackles (125 solo), 10 tackles for loss (-24 yards), seven interceptions, 17 pass break-ups, three forced fumbles, and three fumble recoveries with one touchdown ... Started 11 games at strong safety for the Tigers as a senior, leading the club with 120 tackles (67 solos) and ranking seventh in the nation with six interceptions for 110 yards with one TD ... Was also credited with 10 pass deflections, three forced fumbles and one fumble recovery with one TD as well as six kickoff returns for 182 yards (30.3 avg.) with a long of 57 ... Earned second team All-America recognition from *Football News* ... Was also named to the *Football News* All-Independent Team and was a first team All-Independent selection by AP ... Opened 11 games as a junior, starting eight games at free safety and three games at strong safety ... Finished third on the club with 99 tackles (58 solo) and added a team-best seven pass deflections, as well as a fumble recovery ... Started 11 contests at Northeast Mississippi (Booneville, Miss.) in '93, racking up 109 total tackles (77 solo), 15 pass deflections, two interceptions, a forced fumble and a fumble recovery ... Returned 16 kickoffs for 285 yards (17.8 avg.) and also brought back 16 punts for 152 yards (9.5 avg.) ... Earned All-State and All-Region recognition from the Junior College Athletic Bureau ... Majored in Communications at Memphis.

Personal: Prepped at Melrose High School in Memphis, where he served as both a defensive back and a wide receiver ... Caught 20 passes for 584 yards (29.2 avg.) and scored eight TDs as a senior ... Was a first team All-Shelby Metro team selection ... Named to the *Memphis Commercial Appeal* Super 24 team as well as the Sportswriters All-State team ... Cites former Pittsburgh Steelers linebacker Jack Lambert as the player he emulated as a youth ... Full name: Jerome Harlan Woods ... Nicknamed "Romey" ... Married, wife Dana, with a daughter, Jada (4) ... The Woods' family resides in Overland Park, Kansas.



WOODS' NFL STATISTICS



Year	Team	G-S	INTERCEPTIONS				TACKLES		FUMBLES		PASSES	SACKS No./Yds.
			No.	Yds.	LG	TD	Solos	Asst.Total	Rec.For.	Defensed		
1996	Kansas City	16-0	0	0	--	0	8	1	9	0	0	5 0.0/0.0
1997	Kansas City	16-16	4	57	27	0	85	47	132	2	1	7 1.0/2.0
1998	Kansas City	16-16	2	47	28	0	72	52	124	0	3	13 0.0/0.0
1999	Kansas City	15-15	1	5	5	0	76	27	100	1	2	5 0.0/0.0
2000	Kansas City	16-16	2	0	0	0	65	14	79	0	1	6 2.0/15.0
Totals		79-63	9	109	28	0	306	144	450	3	7	36 3.0/17.0

Additional Stats: Had 25 kickoff returns for 581 yards (23.2 avg.) with a long of 66 in '96. Has 20 QB pressures – seven in '97, four in '98, eight in '99 and one in 2000. Has 24 special teams tackles – 16 in '96, four in '97, three in '98 and one in '99. Recovered a blocked field goal attempt at Denver (12/6/98). Returned a fumble 19 yards at Tampa Bay (11/14/99).

POSTSEASON

Year	Team	G-S	INTERCEPTIONS				TACKLES		FUMBLES		PASSES	SACKS No./Yds.
			No.	Yds.	LG	TD	Solos	Asst.Total	Rec.For.	Defensed		
1997	Kansas City	1-1	0	0	--	0	3	1	4	0	1	0 1.0/7.0
Totals		1-1	0	0	--	0	3	1	4	0	1	0 1.0/7.0

SINGLE GAME CAREER HIGHS

Tackles: 17 (11 solo) vs. Denver (11/16/97)

Sacks: 1.0 vs. Buffalo (9/14/97)

Interceptions: 1, seven times, last

QB Pressures: 3 vs. Buffalo (9/14/97)

vs. Denver (9/19/99)

Kickoff Returns: 5 vs. Houston (9/1/96)

INT Return Yards: 28 vs. Dallas (12/13/98)

Kickoff Return Yards: 159 vs. San Diego (9/29/96)

Passes Defensed: 4 at N.Y. Giants (12/20/98)

Long Kickoff Return: 66 vs. San Diego (9/29/96)

STREAKS & MILESTONES: Has missed just one game in his previous five NFL seasons and has started 63 of Kansas City's last 64 contests.

CHIEFS 2001 DRAFT



ERIC DOWNING

DEFENSIVE TACKLE - 6-3 - 314

SYRACUSE

DRAFT (NO. 3A - 2001)

BORN: SEPTEMBER 16, 1978

AHOSKIE, NORTH CAROLINA



College: Powerful defensive line prospect who was the Chiefs top draft choice in 2001 ... The first of Kansas City's two selections in the third round, was tabbed by the club with the 75th overall selection ... Earned a reputation in the college ranks as an explosive performer and aggressive gap-stuffer ... Has a wide array of physical talents and will get an opportunity to hone his technique under the direction of Chiefs defensive line coaches Bob Karmelowicz and Carl Hairston ... Appeared in 31 games (22 starts) during his three seasons at Syracuse ... Recorded 113 tackles (57 solo), 20 tackles behind the line of scrimmage (-57.0 yards), 2.5 sacks (-10.0 yards) and 25 quarterback pressures ... Also four passes defended, caused two fumbles and a fumble recovery ... Spent one year at Coffeyville (Kan.) Community College before transferring to Syracuse. **2000:** Started all 11 games at left defensive tackle, finishing fifth on the team with 62 tackles (23 solos), nine tackles for loss (-21.0 yards), half a sack (-4.0 yards), 21 quarterback pressures, two forced fumbles and one fumble recovery ... His 62 stops ranked fourth among Big East Conference down linemen ... A second team All-Big East selection ... Had four tackles with a pair of stops for losses of five yards vs. Buffalo ... Produced seven tackles (four solo) and added a pressure and fumble recovery vs. Cincinnati ... Had seven tackles (four solo) with a quarterback pressure vs. Boston College ... Made six tackles including one for a loss (-2.0 yards) and four pressures vs. Brigham Young ... Produced seven tackles including two for losses (-7.0 yards) vs. Virginia Tech ... Credited with eight tackles and a quarterback pressure vs. West Virginia ... Made a season-high nine tackles (seven solo) and added two quarterback pressures vs. Miami ... Finished his college career with five tackles, including one behind the line (-5.0 yards), half a sack (-4.0 yards) and two quarterback pressures. **1999:** Started all 11 games at right defensive tackle, recording 43 tackles (29 solos) with 2.0 sacks (-6.0 yards), 11 stops for losses (-36.0 yards), four passes defended and four quarterback pressures ... Had six tackles and registered his first career sack vs. Central Michigan ... Recorded a season high seven tackles (four solo) and a deflected a pass vs. Virginia Tech ... Produced four tackles, two tackles behind the line, and half a sack vs. Michigan ... Had three tackles, two stops behind the line (-5.0 yards), and a pass defended ... Recorded four tackles, half a sack and two stops behind the line vs. Rutgers ... Had four tackles including a pair for losses vs. Miami (Fla.) ... Registered six tackles in the Music City Bowl vs. Kentucky. **1998:** Played in nine games as a reserve defensive tackle, finishing with eight tackles (five solos) ... Had a season-high five tackles vs. Rutgers ... Majored in Child and Family Studies at Syracuse.

Junior College: Played one season at Coffeyville (Kan.) Community College.

High School: Was a first team All-State selection by the *Newark Star Ledger* at John F. Kennedy High School in Paterson, N.J. ... Was a '96 North Union All-Star and All-Conference selection, as well ... Led team to a 9-3 record as a senior, serving as a squad captain.

Personal: Full name: Eric Lamont Downing ... Single ... Resides in Paterson, New Jersey.

DOWNING'S COLLEGE STATISTICS

Year	Team	TACKLES			FUMBLES		SACKS No./Yds.	INTS No./Yds.	PASSES Defensed	QB Pressures	
		G-S	Solos	Asst.Total	Rec.	For.					
1998	Syracuse	9-0	5	3	8	0	0	0.0/0.0	0/0	0	
1999	Syracuse	11-11	29	14	43	0	0	2.0/6.0	0/0	4	
2000	Syracuse	11-11	23	39	62	1	2	0.5/4.0	0/0	0	
Totals		31-22	57	56	113	1	2	2.5/10.0	0/0	4	25



MARVIN MINNIS

WIDE RECEIVER • 6-1 • 172

FLORIDA STATE
DRAFT (NO. 3B - 2001)
BORN: FEBRUARY 6, 1977
MIAMI, FLORIDA



College: Talented wide receiver who arrives in Kansas City after being tabbed as the Chiefs second pick in the third round (77th overall) of the 2001 NFL Draft ... Solid route-runner with excellent speed and ability to get out of the break ... A natural pass catcher who will likely add strength and size in Kansas City's off-season program in order to enhance his ability getting off the press against NFL cornerbacks ... Played in 43 games (19 starts) during his four seasons at Florida State ... Caught 115 passes for 2,098 yards (18.2 average) and 17 touchdowns ... His 115 grabs rank 12th on the school's career-record list while his 2,098 yards and 17 scoring grabs place him ninth in FSU annals ... Became the fifth receiver in school history to gain over 1,000 yards receiving in a season joining the likes of Peter Warrick, E.G. Green, Andre Cooper, Barry Smith and Ron Sellers ... Backed up Warrick and Ron Dugans his first three years with the club before bursting onto the national scene a year ago. **2000:** Started all 11 games at flanker, leading the team with 63 receptions for 1,340 yards (21.3 avg.) and 11 touchdowns ... His 63 catches ranked seventh on the school's single season-record list and were the most by a Seminole since Cooper's 75 catches in '95 ... Only Sellers (1,496 in '68) gained more yards receiving in a Seminoles uniform in a single season ... Those 11 receiving scores ranked behind only Sellers (12 in '68), Smith (13 in '72) and Cooper (15 in '95) on FSU's single-season receiving chart ... Averaged 111.7 receiving yards per game ... A first team All-America selection by the Football Writers Association, American Football Coaches Association, The NFL Draft Report and *Football News* ... An All-Atlantic Coast Conference first team pick ... Finalist for the Fred Biletnikoff Award, given annually to the nation's top receiver ... Opened the season with nine catches for 137 yards vs. BYU ... Caught six passes for 70 yards vs. Georgia Tech ... Added five catches for 132 yards and two scores vs. North Carolina ... Had seven receptions for 145 yards vs. Miami (Fla.) ... Gained 131 yards on four catches with two scores vs. Virginia ... Caught four passes for 163 yards and a career long 98-yard touchdown vs. Clemson, topping the previous long in Florida State history of 96 yards by Jimmy Jordan from Kurt Unglaub in '76 ... Had six receptions for 122 yards and three touchdowns ... Closed his college career with a career-high 187 yards receiving, the tenth best performance in Florida State history, on eight receptions and two touchdowns vs. Florida. **1999:** Appeared in nine games (four starts) as the team's third receiver ... Finished first on the squad with 19 catches for 257 yards (13.5 avg.) and three touchdowns ... Caught his first two passes of the season for 25 yards vs. Duke ... Had four catches for 54 yards vs. Miami ... Grabbed three catches for 32 yards and two touchdowns vs. Virginia ... Gained 56 yards on four catches vs. Maryland ... Caught four passes for 58 yards and a touchdown vs. Florida ... Had two receptions for 25 yards in the '99 National Championship Game vs. Virginia Tech in the Sugar Bowl. **1998:** Played in all 11 games (four starts), seeing considerable action in the team's multi-receiver set formation ... Finished with 22 receptions for 338 yards (15.4 avg) and a pair of touchdowns ... Opened the year with four catches for 35 yards vs. Texas A&M ... Added a pair of catches for 65 yards vs. Duke ... Caught four passes for 70 yards and a touchdown vs. Miami ... Grabbed four catches for 50 yards and a touchdown vs. Clemson ... Made two catches for 41 yards vs. North Carolina ... Added two catches for 41 yards vs. Virginia. **1997:** Played in all 11 games as a reserve flanker, catching 11 passes for 163 yards (14.8 avg.) and a touchdown ... Gained six yards on a pair of carries ... Caught three passes for 55 yards and his first touchdown in college vs. Georgia Tech. **1996:** Granted a medical redshirt after suffering a broken arm in fall drills ... Majored in Criminology at Florida State.

High School: An honorable mention All-America selection by *USA Today* at Northwestern High School in Miami ... Was the top-rated receiver in the Southeast according to *Blue Chip Illustrated* ... A second team Class 6A All-State selection ... Recorded 109 yards on four receptions in the Class 6A state title game as a senior ... Had 35 catches for 855 yards and 10 touchdowns in his final season ... One of eight members of the Florida State '96 recruiting class selected to play in the Florida-Georgia All-Star Game.

Personal: ... Fan favorite of the home Doak Campbell Stadium crowd, who chanted his nickname "Snoop" after all his catches ... Earned the moniker "Snoop" after the Peanuts character Snoopy ... Full name: Marvin Dwayne Minnis ... Single ... Resides in Miami, Florida.

MINNIS' COLLEGE STATISTICS

Year	Team	RECEIVING					
		G-S	No.	Yds.	Avg.	LG	TD
1997	Florida State	11-0	11	163	14.8	23	1
1998	Florida State	12-4	22	338	15.4	43	2
1999	Florida State	9-4	19	257	13.5	27	3
2000	Florida State	11-11	63	1,340	21.3	98	11
Totals		43-19	115	2,098	18.2	98	17



MONTY BEISEL

DEFENSIVE END - 6-3 - 267

KANSAS STATE

DRAFT (NO. 4A - 2001)

BORN: AUGUST 20, 1978

DOUGLASS, KANSAS



College: Kansas native who joined the Chiefs as the first of the club's two picks in the fourth round (107th overall) of the 2001 NFL Draft ... Impressive physical specimen who will likely bulk up even further with Kansas City ... Good leverage player on the line who also worked at fullback during his tenure at Kansas State ... Solid all-around athlete who adds speeds and quickness to the Chiefs defensive front ... Has previous experience playing at Arrowhead Stadium, including contests vs. Iowa and the Big 12 Championship Game vs. Oklahoma a year ago ... Played in 44 games (26 starts) during his four seasons with the Wildcats ... Finished his career with 192 tackles (110 solo), 22.0 sacks (-182.0 yards) and 45.0 stops for losses (-224.0 yards) ... Also registered 18 passes defended ... His 22.0 sacks rank fourth on the school's career chart behind only Dirk Ochs (24 from '92-95), Nyle Wiren (27.5 from '93-96) and Darren Howard (29.5 from '96-99) ... His 45.0 tackles behind the line of scrimmage rank sixth in Kansas State annals, as well. **2000:** Started all 13 games at weakside defensive end, leading the team with a career-high 102 tackles (46 solo) ... Finished second on the squad with 10.5 sacks (-98.0 yards) and 19.0 stops for losses (-111.0 yards) ... Led the Wildcats with 20 quarterback pressures ... Fifth on the team with seven pass deflections ... His 19 stops behind the line of scrimmage rank sixth on the school's single-season record list ... Also caused three fumbles ... A consensus first team All-Big 12 selection ... A Verizon Academic All-District VII and Academic All-Big 12 choice ... Caused a fumble on the season's opening series vs. Iowa, concluding the day with 13 tackles, 2.0 sacks (-10.0 yards), three stops behind the line of scrimmage, six quarterback pressures and a pass deflection to earn Big 12 Player of the Week honors in a game which was played at Arrowhead ... Made 12 tackles, including three behind the line of scrimmage, 2.0 sacks (-19.0 yards) and two hurries vs. Oklahoma ... Collected seven tackles and a 20.0-yard sack to stop the final drive to preserve a victory vs. Texas Tech ... Recorded 12 tackles vs. Texas A&M ... Posted 11 tackles, including 3.0 for a loss (-19.0 yards), two quarterback pressures, 1.0 sack (-6.0 yards) and a pass deflection vs Iowa State to earn Big 12 Player of the Week honors ... Registered nine tackles (five solo) and half a sack (-10.0 yards) in the Big 12 Championship Game vs. Oklahoma ... Finished his college career with four tackles vs. Tennessee in the Cotton Bowl. **1999:** Started all 11 games at weakside end, finishing the season with 47 tackles (34 solos), 6.5

sacks (-43.0 yards), 12.0 stops behind the line (-52.0 yards) and nine quarterback pressures ... Ranked third on the team with nine pass deflections ... Forced and recovered a pair of fumbles ... An All-Big 12 Conference honorable mention and a second team Academic All-Big 12 pick ... Recorded 2.0 sacks, caused a fumble which he recovered, to go along with five tackles (four solo) ... Had 2.0 stops behind the line of scrimmage, a sack (-12.0 yards) and a pass defended vs. Utah State ... Registered 2.0 sacks (-5.0 yards) and batted down two passes vs. Colorado ... Collected five tackles, with 2.0 behind the line (-9.0 yards) and recovered a fumble in the Holiday Bowl vs. Washington. **1998:** Played in 11 games, starting vs. Missouri and Texas A&M at strongside defensive end ... Recorded 35 tackles (26 solo) with 4.0 sacks (-36.0 yards) and 10.0 tackles behind the line (-47.0 yards) ... Caused and recovered a fumble ... Intercepted a pass and deflected another ... An Academic All-Big 12 selection ... Recorded six tackles and had a tackle for a four-yard loss causing and recovering a fumble on the same play vs. Indiana State ... Returned an interception nine yards vs. Northeast Louisiana ... Registered six tackles, 1.5 sacks (-10.0 yards) and 3.0 stops behind the line vs. Oklahoma State ... Collected four tackles (three solo) with 1.0 sack (-9.0 yards) vs. Missouri. **1997:** Appeared in nine games as a reserve defensive end, recording eight tackles with a sack (-5.0 yards) and 4.0 stops for losses (-14.0 yards) ... Made his college debut vs. Bowling Green and forced a fumble ... Had two tackles and 1.0 sack (-5.0 yards) ... Recorded a solo tackle in the Fiesta Bowl vs. Syracuse ... Majored in Social Sciences/Mass Communications at Kansas State.

High School: An All-State performer who played for his father Doug at Douglass (Kan.) High School as a senior ... Carried the ball 513 times for 3,693 yards and finished with 383 points and 5,378 all-purpose yards for his career ... Had 58 career touchdowns ... Caught 76 passes for 1,006 yards ... Top game came against Medicine Lodge with 456 yards rushing on 26 attempts with five touchdowns ... Finished his career at Victoria and Douglass with 343 tackles, including 55 behind the line of scrimmage ... A '96 *Parade* All-American selection, the only Kansas player so honored ... An honorable mention All-USA by *USA Today* ... A first team All-State pick by the *Topeka Capital-Journal* and an All-Class 4A choice of the *Wichita Eagle* and *Topeka Capital-Journal* ... Was also an AP first team All-State pick as a running back ... Finished second in the voting for Kansas Player of the Year by AP ... Made the *Wichita Eagle* Top 11 his junior and senior years ... Earned Top 11 All-State status as a junior and senior at two different high schools ... A member of the Schutt Sports Group National All-Academic Team ... In '96, he rushed for 2,127 yards and 28 touchdowns ... Compiled 2,362 all-purpose yards (262.4 avg) that year, while defensively, he had 5.0 sacks and another 18.0 tackles for losses ... Had rushing games with 245 yards, 311 yards and 456 yards ... Finished the '96 season with 102 tackles while causing four fumbles ... Ran for 1,200 yards and 17 touchdowns as a junior at Victoria (Kan.) High while earning All-State honors ... A track standout who won the state Class 3A discus and shot titles, placed second in the javelin and advanced to the finals in the 100 meters as a senior (discus throw of 179' 7" and shot put effort of 62' 4 1/2") were second-best efforts among all classes in Kansas in '97) ... Won the state discus and shot put titles, placed second in the javelin and qualified in the 400 meters as a junior ... Helped Victoria to district championships in '94 and '95 and set prep records at Victoria in the shot put, discus and javelin ... Finished his track career with five individual championships and earned 11 state medals ... Won the boys discus and shot put competition at the '97 Kansas Relays ... Lettered all four years in football, basketball, basketball and track ... Named '97 High School Athlete of the Year by *Bigger, Faster, Stronger Journal* ... Member of the National Honor Society.

Personal: His father, Doug, played football at Tabor College, while his mother, Sandy, played volleyball for one year at Kansas State ... Full name: Monty Gene Beisel ... Single ... Resides in Douglass, Kansas.

BEISEL'S COLLEGE STATISTICS

Year	Team	G-S	INTERCEPTIONS				TACKLES			FUMBLES		PASSES Defensed	SACKS No./Yds.
			No.	Yds.	LG	TD	Solos	Asst.	Total	Rec.	For.		
1997	Kansas State	9-0	0	0	--	0	4	4	8	1	8	8	1.5/5.0
1998	Kansas State	11-2	1	9	9	0	26	9	35	1	1	2	4.0/36.0
1999	Kansas State	11-11	0	0	--	0	34	13	47	2	2	9	6.5/43.0
2000	Kansas State	13-13	0	0	--	0	46	56	102	0	3	7	10.5/98.0
Totals		44-26	1	9	9	0	110	82	192	4	6	18	22.0/182.0

FAST FACT

Dating back to '90 season, the Chiefs are 19-3 vs. NFC foes at Arrowhead. The Chiefs have not lost to an NFC opponent at Arrowhead since the '94 season.



FAST FACT

Kansas City owns a perfect 12-0 mark against NFC foes at Arrowhead going back to the '95 season, the best record in the NFL over that span.





GEORGE LAYNE

FULLBACK - 5-11 - 250

TCU

DRAFT (NO. 4B - 2001)

BORN: OCTOBER 9, 1978

ALVIN, TEXAS



College: Powerful blocking back came to Kansas City with the club's second selection in the fourth round (108th overall) in the 2001 NFL Draft ... Dominating lead blocker in college who flashes suddenness through the holes ... Has a low center of gravity allowing him to use his leverage to uphold larger defenders ... Runs with the same physical style as he displays as a blocker ... Will wear #38 which was worn from '91-00 by perhaps the most decorated fullback in Chiefs history, fellow Texan Kimble Anders, who prepped in Galveston and played collegiately at the University of Houston ... Appeared in 31 games (19 starts) as the lead blocker for LaDainian Tomlinson at TCU ... Carried the ball 97 times for 482 yards and eight touchdowns ... Also caught 13 passes for 230 yards and two touchdowns and returned four kickoffs for 39 yards. **2000:** Started all 11 games at fullback ... Carried the ball 46 times for 279 yards (6.1 avg.) and six touchdowns ... Caught eight passes for 151 yards (18.9 avg.) and two touchdowns ... Ranked third on the team in scoring with 48 points ... Also had a 12-yard kickoff return and recorded a pair of solo tackles on special teams ... Gained 33 yards on four attempts and had a 28-yard score vs. Nevada ... Caught two passes for 55 yards including a 46-yard touchdown and rushed four times for 34 yards and a second score vs. Arkansas State ... Had seven carries for 78 yards and a 28-yard reception for a score vs. Navy ... Rushed five times for 23 yards and caught two passes for 55 yards vs. Hawaii ... Gained 35 yards rushing on four attempts with a score and caught two passes for 55 yards vs. Rice ... Ran four times for 18 yards and a touchdown vs. Southern Methodist ... Closed his college career with 31 yards rushing on seven carries and 14 yards receiving on three catches and a touchdown vs. Southern Mississippi in the Mobile Alabama Bowl. **1999:** Played in 11 games with eight starts at fullback ... Carried the ball 44 times for 186 yards (4.2 avg) and two touchdowns ... Caught five passes for 79 yards (15.8 avg.) ... Returned two kickoffs for 19 yards (9.5 avg.) ... Gained 33 yards on eight carries and gained 34 yards on one reception vs. Northwestern ... Had 33 yards rushing on eight carries vs. Fresno State ... Scored two touchdowns and finished the day with 49 yards on six carries vs. San Jose State ... Caught two passes for 21 yards and ran three times for 12 yards vs. North Texas. **1998:** Appeared in nine games as a reserve fullback ... Carried the ball seven times for 17 yards (2.4 avg.) ... Returned a kickoff eight yards ... Made a solo tackle. **1997:** Redshirted as a freshman ... Majored in Psychology at TCU.

High School: Lettered in football at Alvin (Texas) High as a senior ... Prepped at Sweeney (Texas) High School as a junior, the same school which produced former Chiefs LB Tracy Simien, who also played collegiately at TCU ... Saw action as a tailback and inside linebacker ... Recorded 208 tackles with 9.0 sacks and three interceptions on defense ... Averaged over seven yards per carry during his final two prep campaigns.

Personal: Father, George Layne was a quarterback at TCU in '76 ... Full name: George Langford Layne ... Single ... Resides in Alvin, Texas.

LAYNE'S COLLEGE STATISTICS

Year	Team	RUSHING						RECEIVING				
		G-S	No.	Yds.	Avg.	LG	TD	No.	Yds.	Avg.	LG	TD
1998	TCU	9-0	7	17	2.4	8	0	0	0	0.0	--	0
1999	TCU	11-8	44	186	4.2	20	2	5	79	15.8	34	0
2000	TCU	11-11	46	279	6.1	28	6	8	151	18.9	46	2
Totals		21-19	97	482	5.0	28	8	13	230	17.7	46	2

Additional Stats: Returned four kickoffs for 39 yards (9.8 avg.) – one for eight yards in '98, two for 19 yards in '99, and one for 12 yards in 2000. Had seven special teams tackles – one in '98, four in '99 and two in 2000.



BILLY BABER

TIGHT END - 6-3 - 258

VIRGINIA

DRAFT (NO. 5A - 2001)

BORN: JANUARY 17, 1979

CHARLOTTESVILLE, VIRGINIA



College: Dependable pass-catcher joined Kansas City as the first of the club's two selections in the fifth round (141st overall) of the 2001 NFL Draft ... Despite playing in a run-oriented system at Virginia, displayed the ability to catch the ball with regularity ... Is also an accomplished blocker who carries his weight well, but has good speed for his size ... With the Chiefs he will have the opportunity to work with perhaps the most celebrated tight end in the game today, two-time Pro Bowler Tony Gonzalez ... Durable athlete who played in all 44 games for Virginia over the past four seasons, earning 28 starting assignments ... Had 54 receptions for 544 yards (10.1 avg.) and five touchdowns during his career ... Those 54 receptions ranked seventh on the school's career chart for tight ends ... A two-sport athlete who played briefly in nine games for the Cavaliers baseball team in '99 ... Joins fellow ACC performer WR Marvin Minnis of Florida State, who was drafted in the third round of this year's draft by Kansas City.


2000: Started all 11 games at tight end, ranking fourth on the team with a career-high 18 receptions for 216 yards (12.0 avg.) ... Those 18 catches were the most in a season by a Virginia tight end since Bobby Neely snared 19 balls in '94 ... Was an All-Atlantic Coast Conference honorable mention selection ... Opened the season with a 14-yard grab vs. Brigham Young ... Had a 23-yard catch vs. Richmond ... Caught a pair of passes for 23 yards vs. Duke ... Added 24 yards on three receptions vs. Clemson ... Had another three receptions for 26 yards vs. Wake Forest ... Closed out his college career with four receptions for 38 yards vs. Georgia in the Oahu Bowl. **1999:** Played in all 11 games, starting nine contests ... Caught 17 passes for 118 yards (6.9 avg.) and four touchdowns ... Earned honorable mention All-ACC accolades ... Caught four passes for 34 yards and a touchdown vs. Brigham Young ... Caught a one-yard scoring pass vs. Virginia Tech ... Added three more catches for 17 yards vs. Duke ... Was on the receiving end of two passes for eight yards including his third touchdown of the season vs. Georgia Tech ... Hauled in three passes for 31 yards vs. Buffalo ... Had a two-yard touchdown reception vs. Maryland ... Closed the '99 season with a 19-yard reception in the MicromPC.com Bowl vs. Illinois. **1998:** Played in all 11 games, starting five contests ... Caught 11 passes for 117 yards (10.6 avg.) ... Was an All-ACC honorable mention pick ... Caught a pair of passes for 35 yards vs. Auburn ... Had three receptions for 30 yards vs. Maryland ... Added two receptions for 21 yards vs. Clemson ... Had two catches for 24 yards vs. Duke. **1997:** Played in all 11 games as a true freshman, starting three ... Finished the season with eight catches for 93 yards (11.6 avg) and a touchdown ... Caught a pair of passes for 43 yards and a touchdown vs. Georgia Tech ... Made three catches for 22 yards vs. Duke ... Had a 16-yard reception vs. Florida State ... Majored in Psychology at Virginia.

High School: Started four years at tight end and at defensive end in his final two seasons at Western Albermarle (Va.) High ... Caught 54 passes for 1,200 yards and 21 touchdowns during his career ... Had 27 grabs for 533 yards and 10 scores as a senior ... Recorded 64 tackles with eight sacks and nine pass deflection in his final campaign ... Registered 45 tackles and caught 10 passes for 259 yards with four scores as a junior ... Also served as the team's punter ... Was an AA All-State, All-Region, All-Jefferson District and All-Valley District selection ... Lettered in basketball, serving as team captain ... Was also All-District and All-Region choice in baseball.

Personal: Full name: William Franklin Baber ... Single ... Resides in Crozet, Virginia.

BABER'S COLLEGE STATISTICS

Year	Team	RECEIVING					
		G-S	No.	Yds.	Avg.	LG	TD
1997	Virginia	11-3	8	93	11.6	33	1
1998	Virginia	11-5	11	117	10.6	22	0
1999	Virginia	11-9	17	118	6.9	18	4
2000	Virginia	11-11	18	216	12.0	23	0
Totals		44-28	54	544	10.1	33	5



DERRICK BLAYLOCK

RUNNING BACK - 5-9 - 200

STEPHEN F. AUSTIN

DRAFT (NO. 5B - 2001)

BORN: AUGUST 23, 1979

ATLANTA, TEXAS



College: Compact, yet speedy runner joined the Chiefs as the second of the team's two draft choices in the fifth round of the 2001 NFL Draft (150th overall) ... Despite his small stature, is a powerful ball carrier with good hands and natural pass-catching ability ... Possesses the same elusiveness as fellow Texas native, WR Dante Hall who is making the switch to wideout this season ... Former college track athlete who might also get a look in the return game and third down sets for Kansas City ... Appeared in 31 games, earning 12 starts at Stephen F. Austin ... Had 340 rushing attempts for 2,091 yards and 14 touchdowns ... Finished seventh on the school's career rushing list with 2,091 yards ... Also caught 27 passes for 294 yards ... Battled hamstring injuries and worked behind KaRon Coleman and Isiah Stoker his first three years ... Started 11 games as a senior carrying the ball 202 times for 1,382 yards and eight touchdowns ... Joined the school's track team as a junior, performing as a member of the 4x100 relay team. **2000:** Started all 11 games and gained a career-high 1,382 yards on 202 carries (6.8 avg.) with eight touchdowns ... Also caught 10 passes for 60 yards (6.0 avg) and returned a kickoff 22 yards ... His 1,382 yards rushing were the most by a Lumberjack runner in a regular season and rank second on the school's single-season record chart behind Larry Centers' 1,440 yards which were compiled over the course of 15 games during the '89 campaign ... His 1,464 all-purpose yards ranked fourth on the school's single-season chart ... Was a first team All-Southland selection ... Rushed 23 times for 107 yards with a touchdown and caught four passes for 38 yards vs. Central Oklahoma ... Ran for a career-high 218 yards on 25 attempts with touchdown runs of 55, 38, and 20 yards vs. Texas A&M Commerce. Those 218 yards ranked third on Stephen F. Austin's all-time list behind Larry Mayer (237 in '73) and Isiah Stoker (289 in '99), ... Produced 77 yards on 10 attempts with a 31-yard touchdown run vs. Louisiana Tech ... Carried the ball 19 times for 78 yards vs. Northern Iowa ... Had 19 rushing attempts for 98 yards vs. McNeese State ... Amassed 204 yards on 28 carries with touchdown runs of 12 and 40-yards vs. Sam Houston State to join Isiah Stoker ('99) as the only other Lumberjack to rush over 200 yards twice in a season and a career ... Gained 108 yards on only seven carries with a 68-yard touchdown run vs. Nicholls State ... Had 13 rushing attempts for 120 yards vs. Jacksonville State ... Rushed 17 times for 99 yards vs. Troy State ... Had 142 rushing yards on 21 attempts vs. Southwest Texas ... Had 20 carries for 131 yards in his final college game vs. Northwestern State. **1999:** Limited to seven games as a reserve due to injury problems ... Finished with 109 yards on 39 carries (15.6 avg) and two touchdowns ... Used mostly as a third-down back, catching a career-high 14 passes for 210 yards (15.0 avg) ... Caught two passes for 40 yards and ran for a four-yard touchdown vs. Abilene Christian ... Added 29 yards on three catches vs. Utah State ... Scored on a one-yard touchdown plunge vs. Nicholls State, but suffered a right groin strain that sidelined him for the final four contests. **1998:** Appeared in only five games, due to a left hamstring strain suffered in fall drills ... Gained 247 yards on 34 carries (7.3 avg) ... Caught a pair of passes for 11 yards (5.5 avg). **1997:** Played in eight games, earning one start ... Collected 353 yards with four touchdowns on 68 carries (5.3 avg) ... Also had one reception for 13-yards ... Rushed four times for 44 yards and scored his first career touchdown vs. Delta State ... Had a season-high 81 yards on five attempts with a 42-yard touchdown vs. Jacksonville State ... Carried the ball 15 times for 65 yards and a touchdown vs. Nicholls State ... Closed his freshman campaign with 23 yards on six carries and a touchdown vs. Northwestern State ... Majored in Psychology at Stephen F. Austin.

High School: A three-time All-District selection at Atlanta (Texas) High School ... A standout track performer, finishing second in the state Class 3A finals in the 100-meter dash (10.7) ... Holds the school record with a 10.44 clocking in the 100 meters ... Also lettered in basketball, earning second-team All-District honors.

Personal: Was a member of the National Honor Society ... Full name: Derrick DeShaun Blaylock ... Fianceé, Kristen Ball, and a son Travin (2) ... Resides in Atlanta, Texas.

BLAYLOCK'S COLLEGE STATISTICS

Year	Team	G-S	RUSHING					RECEIVING				
			No.	Yds.	Avg.	LG	TD	No.	Yds.	Avg.	LG	TD
1997	Stephen F. Austin	8-1	68	353	5.3	42	4	1	13	13.0	13	0
1998	Stephen F. Austin	5-0	34	247	7.3	54	0	2	11	5.5	7	0
1999	Stephen F. Austin	7-0	36	109	3.0	23	2	14	210	15.0	43	0
2000	Stephen F. Austin	11-11	202	1,382	6.8	68	8	10	60	6.0	19	0
Totals		31-12	340	2,091	6.2	68	14	27	294	9.5	43	0



ALEX SULSTED

GUARD - 6-3 - 312

MIAMI (OHIO)

DRAFT (NO. 6 - 2001)

BORN: DECEMBER 21, 1977

LEBANON, OHIO



College: Massive offensive line prospect who came to Kansas City with the club's sixth-round selection (176th overall) in the 2001 NFL Draft ... Intelligent performer who will have the opportunity to learn from the likes of six-time Pro Bowl guard Will Shields with the Chiefs ... A good finisher with the mobility to pull and block up the field ... A three-year starter who appeared in 33 contests (28 starts) on what was regarded as one of the top offensive line units in college football ... Played the left tackle position at Miami, but is projected to move inside in Kansas City ... Pass protection skills should be an added plus at the pro level. **2000:** Lined up at left tackle, starting every game for the first time in his career ... A second team All-Mid American Conference choice ... Nominated for the Verne Smith Award, given annually to the MAC's Player of the Year ... Collected 82 key blocks for an offense that averaged 387.1 yards per game, including 232.2 yards passing ... Made seven knockdowns, taking down linebacker Matt Stewart on a 91-yard scoring strike from QB Mike Bath to Sly Johnson and later made another key block to protect Bath as the passer rolled left to lob a four-yard touchdown to Mike Sullivan as the team gained 358 aerial yards vs. Vanderbilt ... Cut block defensive end Shawn Armstead to open a lane used by Murray for a 49-yard scoring scamper and also delivered a cut block on linebacker James Harrison on Bath's 10-yard scoring pass to Johnson as the team accounted for 496 yards vs. Kent State ... Registered seven key blocks, walling off linebacker Matt Spitzer to spring tailback Steve Little for a 34-yard touchdown jaunt vs. Ohio University. **1999:** Started eight of 11 games at left tackle, collecting 42 key blocks ... Helped clear the way for RB Travis Prentice's rushing exploits (1,659 yards and 17 touchdowns) as the RedHawks offense averaged 402.1 yards per game, including 146.9 yards on the ground ... Posted a season-high eight knockdowns, cut blocking defensive end Dwayne Missouri on a 23-yard touchdown run by Prentice and also riding linebacker Conrad Emmerich away from QB Mike Bath as the RedHawks passer connected with Sly Johnson on a 15-yard scoring toss vs. Northwestern ... Leveled linebacker Barrett Green on Bath's 62-yard scoring bomb to Trevor Gaylor, finishing the day with five knockdowns for an offense that generated 545 yards vs. West Virginia ... Closed out the season by making a cut block that opened the hole used by Prentice for his last touchdown as a collegian, a 49-yarder vs. Buffalo. **1998:** Played in all 11 games (nine starts) at left tackle ... Had 61 key blocks while helping the team amass 4,047 yards in total offense ... *Football News* All-Mid American Conference first team choice ... Had a season-high seven knockdowns, leading the way on Prentice's one-yard scoring plunge and also took down linebacker Carlton Sykes killing a blitz on Mike Bath's 41-yard touchdown pass to Trevor Gaylor as the RedHawks collected 377 yards vs. Cincinnati. **1997:** Saw limited action in three games as a reserve offensive tackle. **1996:** Redshirted as a freshman ... Played tight end on the scout team ... Majored in Sports Organization at Miami (Ohio).

High School: A three-year letterwinner at Mariemont High School in Lebanon, Ohio ... Caught 12 passes for 356 yards and six touchdowns as a senior tight end, helping the team to a 13-1 record and a berth in the Division V State Championship ... A two-time All-Conference and All-City choice ... Earned four letters each in basketball and track ... Averaged 15 points and eight rebounds per game as a junior and earned All-District honors in basketball.

Personal: Full name: Alex Frederick Sulsted ... Single ... Resides in Lebanon, Ohio.



SHAUNARD HARTS

SAFETY - 5-11 - 207

BOISE STATE

DRAFT (NO. 7A - 2001)

BORN: AUGUST 4, 1978

PITTSBURG, CALIFORNIA



College: Play-making safety found his niche on defense after beginning his collegiate career as a wide receiver and tailback at Boise State ... Joined the Chiefs as the first of the club's two picks in the seventh round (212th overall) of the 2001 NFL Draft ... Still honing his skills on the defensive side of the line with just two years of defensive experience ... Could make an immediate contribution on Kansas City's special teams coverage units with his speed ... Also has experience returning kickoffs ... A physical tackler who has displayed an ability to wrap up ball carriers with frequency and dependability ... Appeared in 43 games (22 starts) during his four seasons with the Broncos ... Started his career as a split end before being moved to tailback for his sophomore campaign ... Then switched to safety before his junior season ... Recorded 145 tackles (85 solo), 21.0 tackles for loss (-97.0 yards), 12.0 sacks (-70.0 yards), seven passes defended and forced four fumbles ... Rushed 90 times for 406 yards (4.5 avg.) and three touchdowns as a sophomore in '98 ... Caught 31 passes for 449 yards (14.5 avg.) and three touchdowns from '97-'98 ... Also returned 21 kickoffs for 361 yards (17.2 avg.) in '98. **2000:** Started all 11 games and registered 81 tackles (46 solo), 7.0 sacks (-48.0 yards), 13.0 tackles behind the line (-66.0 yards), two interceptions (39 yards) with one TD and six passes defended ... His 81 tackles ranked second on the team ... A first team All-Big West Conference selection ... Opened the season with nine tackles (eight solo), 1.0 sacks (-6.0 yards) and a pair of pass deflections with a 34-yard interception return for a touchdown vs. New Mexico ... Posted 14 tackles, 2.0 sacks (-13.0 yards) and two passes defended vs. Northern Iowa ... Added 12 tackles (10 solo) vs. Arkansas ... Had eight tackles with 2.0 tackles behind the line vs. Central Michigan ... Had eight tackles, 2.0 stops behind the line (-15.0 yards) and a sack (-7.0 yards) vs. Washington ... Made seven tackles vs. New Mexico State ... Had seven tackles, a sack (-4.0 yards), two passes defended and an interception vs. Idaho ... Closed his college career with nine tackles, 2.0 stops behind the line, 1.0 sack (-3.0 yards) and five passes defended vs. Texas-El Paso in the Humanitarian Bowl. **1999:** Started in 10 games and recorded 64 tackles (39 solo), 8.0 tackles behind the line (-31.0 yards), 5.0 sacks (-22.0 yards), caused four fumbles, three quarterback pressures and a pass defended ... Had nine tackles (seven solo) and 2.0 stops behind the line in his first college game on defense vs. Southern Utah ... Recorded five tackles, forced a fumble and returned his first career interception 19 yards vs. Hawaii ... Registered a season-high 13 tackles (six solo), 2.0 sacks (-9.0 yards) and 3.0 stops behind the line (-10.0 yards) vs. New Mexico ... Had seven tackles, three stops behind the line, 2.0 sacks (-6.0 yards) and forced a fumble vs. Nevada ... Returned an interception 80-yards for a touchdown and added 11 tackles and two pass deflections vs. Louisville in the Humanitarian Bowl. **1998:** A reserve tailback who appeared in all 11 games ... Had 90 carries for 406 yards (4.5 avg.) and three touchdowns ... Caught 19 passes for 203 yards (10.7 average) and two touchdowns ... Returned 21 kickoffs for 361 yards (17.2 average) ... Rushed 23 times for 165 yards and a touchdown vs. Portland State ... Had six catches for 70 yards and a touchdown vs. North Texas ... Registered 66 yards on eight carries with one touchdown vs. Utah State ... Caught the game-winning TD pass with 1:36 remaining vs. New Mexico State. **1997:** Appeared in 11 games (one start) as a reserve wide receiver ... Caught 12 passes for 246 yards (20.5 avg.) and a touchdown ... Caught five passes for a season-high 120 yards vs. Central Michigan. **1996:** Was redshirted and served on the scout team as a receiver ... Majored in Social Science at Boise State.

High School: Was an All-Bay Valley Area League selection as a senior at Pittsburg (Cal.) High School ... Lettered three times as a receiver ... Caught 36 passes for 686 yards and seven touchdowns in his final season ... Had an 85-yard touchdown catch vs. De La Salle High School in the '95 Northern California Championship game ... Also lettered three times in both track and basketball.

Personal: Has seven brothers and five sisters ... Full name: Shaunard Trudell Harts ... Single ... Resides in Pittsburg, California.

HARTS' COLLEGE STATISTICS

Year	Team	G-S	INTERCEPTIONS				TACKLES			FUMBLES		PASSES	SACKS No./Yds.
			No.	Yds.	LG	TD	Solos	Asst.	Total	Rec.	For.	Defensed	
1997	Boise State	11-1	0	0	--	0	0	0	0	0	0	0	0.0/0.0
1998	Boise State	11-0	0	0	--	0	0	0	0	0	0	0	0.0/0.0
1999	Boise State	10-10	1	19	19	0	39	25	64	0	4	1	5.0/22.0
2000	Boise State	11-11	2	39	34	1	46	35	81	0	0	6	7.0/48.0
Total		43-22	3	58	34	1	85	60	145	0	4	7	12.0/70.0

Additional Stats: Rushed 90 times for 406 yards (4.5 avg.) and three touchdowns in '98. Caught 31 passes for 449 yards (14.5 avg.) and three touchdowns - 12 passes for 246 yards (20.5 avg.) and one TD in '97, 19 passes for 203 yards (10.7 average) and two TDs in '98. Returned 21 kickoffs for 361 yards (17.2 avg.) in '98.



TERDELL SANDS

DEFENSIVE TACKLE - 6-7 - 340

TENNESSEE - CHATTANOOGA

DRAFT (NO. 7B - 2001)

BORN: OCTOBER 31, 1979

CHATTANOOGA, TENNESSEE



College: Mammoth defensive lineman who joined Kansas City as the second of the team's two selections in the seventh round (243rd overall) of the 2001 NFL Draft ... Chiefs defensive line coaches Bob Karmelowicz and Carl Hairston will attempt to tap the vast potential of this huge tackle, who played just one season of collegiate football ... Possesses plenty of physical talent, but will need to refine his skills to compete at the pro level ... Solid run stuffer who shows suddenness coming out of his stance ... Spent a good portion of the off-season rehabbing a foot injury, but is hoped to be ready for training camp ... Played in 11 games (eight starts) in his one season of action at Tennessee - Chattanooga ... Recorded 36 tackles (26 solo), 8.0 tackles for a loss (-24.0 yards), 1.0 sack (-7.0 yards), two passes defensed, two fumble recoveries and a forced fumble. **2000:** Did not play football. **1999:** Played in 11 games (eight starts) collecting 36 tackles (26 solo), 8.0 tackles for loss (-24.0 yards), a sack (-7.0 yards), two passes defensed, two fumble recoveries, and one forced fumble ... Had two tackles in his college debut vs. Samford ... Recovered a fumble vs. Louisville ... Had three tackles and recovered a fumble vs. Savannah State ... Registered a season-high nine tackles (eight solo) vs. Georgia Southern ... Made four tackles vs. Wofford ... Recorded three tackles vs. Western Carolina ... Made two tackles vs. Appalachian State ... Registered six tackles, 3.0 tackles for loss and a pass defensed vs. The Citadel ... Credited with 3.0 tackles for loss vs. Furman. **1998:** Did not play football ... Attended classes at Chattanooga State Community College. **1997:** Originally signed with the University of Tennessee, but did not play football ... Majored in Physical Education at Tennessee - Chattanooga.

High School: An All-State and All-City performer who was voted the City's Defensive Player of the Year as a senior ... Led the Chattanooga area in tackles for loss ... Was nominated for Tennessee Mr. Football Award honors during his senior year at Howard High School in Chattanooga ... Also earned All-State and All-City honors as a junior.

Personal: Full name: Terdell D. Sands ... Single, with a son, Cordell (4) ... Resides in Chattanooga, Tennessee.

SANDS' COLLEGE STATISTICS

Year	Team	G-S	TACKLES			FUMBLES		SACKS	INTS	PASSES
			Solos	Asst.	Total	Rec.	For.	No./Yds.	No./Yds.	Defensed
1999	UT-Chattanooga	11-8	26	10	36	2	1	1.0/7.0	0/0	2
Totals		11-8	26	10	36	2	1	1.0/7.0	0/0	2

2001 ROOKIE FREE AGENTS

IAN ALLEN • 75

GUARD HT: 6-4 WT: 320

PURDUE

BORN: JULY 22, 1978 - NEWARK, NEW JERSEY



College: Guard prospect who protected QB Drew Brees for his final three seasons at Purdue ... Began his career with the Boilermakers on the defensive side of the ball as a defensive tackle ... Switched to the offensive side of the line for his sophomore year ... Played in 47 games (four starts) missing only one game ... Recorded nine tackles and

two passes defended while on the defensive side of the ball. **2000:** Played in 10 games with four starts at guard. **1999:** Played in all 12 games as a reserve guard ... Also saw duty on special teams. **1998:** Appeared in all 13 games as a reserve guard ... Also saw action on special teams. **1997:** Played in 12 games as a reserve defensive tackle ... Contributed on special team as well ... Had nine tackles (five solo) and two passes defended ... Majored in Communications at Purdue. **High School:** A two-year starter on the offensive line at Westlake High School in Atlanta, Georgia ... Graded out at 88 percent block as a junior and 85 percent as a senior ... A member of the French Club, marching band, orchestra, yearbook staff and international traveler's club. **Personal:** Enjoys building model cars ... Full name: Ian Ramon Allen ... Single ... Resides in West Lafayette, Indiana.

DYSHOD CARTER • 46

CORNERBACK HT: 5-10 WT: 197

KANSAS STATE

BORN: JUNE 18, 1978 - DENVER, COLORADO



College: Kansas State product attempting to crack Kansas City's roster ... Saw duty in 46 games (44 starts) for the Wildcats, producing 140 tackles (111 solo) and 13 interceptions for 60 yards with one TD ... Added 51 passes defended, 3.0 tackles for loss and a fumble recovery. **2000:** Started all 13 games as a senior ... Recorded 42 tackles

(35 solo) with 20 passes defended and five interceptions for 11 yards ... Was an All-Big 12 selection of the *Fort Worth Star-Telegram* ... Made a season-high 12 tackles and intercepted a pass vs. Louisiana Tech ... Closed out his career with three tackles and three passes defended in the Cotton Bowl vs. Tennessee. **1999:** Started all 11 games and recorded 22 tackles including one behind the line ... Added five interceptions for 19 yards and a touchdown, one fumble recovery and 13 passes defended ... Returned an interception 28 yards for a touchdown and recovered a fumble in the end zone for another score vs. Missouri. **1998:** Saw duty in 12 games (11 starts), finishing the year with 41 tackles (31 solo), two interceptions for 30 yards and eight passes defended. **1997:** Appeared in 10 games with

nine starts as a redshirt freshman ... Registered 35 tackles (29 solo) including two behind the line, 10 passes defended and an interception. **1996:** Redshirted as a true freshman ... Graduated with a degree in Social Sciences from Kansas State. **High School:** Earned "Mr. Spartan" honors at Thomas Jefferson High School in Denver, Colorado ... An All-Denver Public League, All-City and All-State selection ... Rushed for 1,450 yards and 28 touchdowns as a senior ... Gained 233 yards rushing and scored four TDs vs. George Washington High School ... Lettered in track ... Also played basketball and wrestled one season. **Personal:** Full name: Dyshod Vontae Carter ... Single ... Resides in Denver, Colorado.

RYAN HELMING • 14

QUARTERBACK HT: 6-2 WT: 218

NORTHERN IOWA

BORN: DECEMBER 14, 1977 - WICHITA, KANSAS



College: Saw action in 42 games (30 starts) at QB for Northern Iowa, the same school which produced '99 NFL MVP and Super Bowl XXXIV MVP, Kurt Warner of the St. Louis Rams ... Completed 662 of 1,093 passes (60.6%) for 6,259 yards with 77 TDs and 29 INTs ... Rushed 157 times for 128 yards and five TDs. **2000:** Started all 11

games and was a first team All-America selection as a senior ... Completed 219 of 380 passes (57.6%) for 3,145 yards with 30 TDs and nine INTs ... Carried the ball 49 times for 113 yards ... Hit on 21 of 24 attempts (87.5%) for a season-high 332 yards and four TDs vs. Indiana State. **1999:** Started 11 games as a junior, completing 243 of 403 passes (60.3%) for 3,469 yards with 31 TDs and 14 INTs ... Scored a career-high three rushing touchdowns ... Set school records in passes attempted in a game (69), passes attempted in a season (403), passes completed in a season (253), TD passes thrown in a season (31), yards gained passing in a game (541), yards gained in a season (3,469), offensive attempts in a season (449), offensive attempts in a game (72) and yards of total offense gained in a game (548) and a season (3,469) ... Set Gateway Conference records for total offense in a game and season, passes attempted in a game, passing yards in a game and season and TD passes for a season. **1998:** Saw his first action of the season when starter Todd Goebel suffered a career-ending injury in the third game ... Started the final eight games of the year ... Completed 190 of 310 passes for 2,475 yards with 16 TDs and six INTs ... Carried the ball 58 times for 10 yards and two touchdowns. **1997:** Saw action in all 11 games as a redshirt freshman, working primarily as a placement holder. **1996:** Redshirted as a true freshman ... Majored in Computer Science at Northern Iowa. **High School:** A first team Southwest Missouri Coaches, All-Conference and All-District at Kickapoo High School in Springfield, Missouri ... Set a school single-season and career passing yardage records, throwing for over 3,200 yards with 27 TDs in two seasons. **Personal:** Full name: Ryan Matthew Helming ... Single ... Resides in Springfield, Missouri.

DAVE KLEMIC • 5

WIDE RECEIVER HT: 5-11 WT: 186
NORTHEASTERN
BORN: JUNE 16, 1978
PHILADELPHIA, PENNSYLVANIA



College: Record-setting receiver and track athlete who started all 44 games during his four years at Northeastern ... Caught 217 passes for 3,419 yards (15.8 average) and 41 touchdowns ... Added 17 rushes for 144 yards and one touchdown, as well as 35 kickoff returns for 670 yards (19.1 avg.) ... Produced 16 career 100-yard receiving

games breaking the mark held by Dan Ross ('75-78) ... Caught three touchdown passes in a game three times to establish a school record ... Set school records for total TDs (42), receiving TDs (41), receiving yards (3,419), total points (262) and receptions (210) ... Finished second in school annals with 4,232 all-purpose yards. **2000:** Started all 11 games and was named All-Atlantic 10 and All-New England ... Hauled in 65 passes for 846 yards (13.0 avg.) with nine TDs ... Added 10 rushes for 89 yards and 16 kick returns for 326 yards (20.4 avg.) ... Averaged 114.6 all-purpose yards per game. **1999:** Started all 11 games and was named third team All-Atlantic 10 ... Caught 58 passes for 766 yards (13.2 avg.) with seven TDs and carried the ball four times for 56 yards ... Became NU's all-time leader in receiving yards with a 78-yard day at Villanova surpassing Ross' mark of 2,343 yards ... Won Most Outstanding Performer honors at both the indoor and outdoor America East Championships, winning the 55-meter dash and indoor long jump and the outdoor long jump with a meet record of 24 feet 9.75 inches. **1998:** Started all 11 games and was named All-New England ... Led the team in receptions with 65, setting school records with 1,175 yards (18.1 avg.) and 15 TDs catches ... Also led the team with 13 kickoffs for 269 yards (20.7 avg.) ... Won the 200-meter dash and the long jump at the America East Championships to be named the Most Outstanding Performer. **1997:** Started all 11 games, catching 29 passes for 632 yards (14.6 avg.) with 10 TD catches as a redshirt freshman ... Returned five kickoffs for 73 yards ... Named NU's Offensive Rookie of the Year ... Won the America East Championships long jump title and finished second in the 200-meter during both the indoor and outdoor seasons. **1996:** Redshirted as a true freshman ... Majored in History at Northeastern. **High School:** A prep standout in football and track at Midland High School in Somers Point, New Jersey ... Named honorable mention South Jersey All-Star as a senior ... Set single season marks of 31 catches, 584 yards and 11 TDs ... Also set marks of 23 feet 11 inches in the long jump and 54.99 seconds in the 400-meter hurdles for track. **Personal:** Full name: David Christian Klemic ... Single ... Resides in Somers Point, New Jersey.

J.J. MOSES • 9

WIDE RECEIVER HT: 5-6 WT: 178
IOWA STATE
BORN: SEPTEMBER 12, 1979
WATERLOO, IOWA



College: Talented receiver and return man from Iowa State ... Caught 82 passes for 1,226 yards (15.0 average) with four TDs touchdowns ... Rushed 73 times for 405 yards (5.5 avg.) with three TDs ... Returned 45 punts for 411 yards (9.1 avg.) and had 43 kickoff returns for 950 yards (22.1 avg.). **2000:** Played in 11 games as a senior catching

a career-high 51 passes for 775 yards (15.2 avg.) with four TDs to lead the Cyclones ... Returned 20 punts for 226 yards (11.3 avg.) and 14 kickoffs for 291 yards (20.8 avg.) ... Attempted 16 rushes for 153 yards (9.6 avg.) with two TDs ... Was a first team All-Big 12 selection as a kick returner ... Scored on a 58-yard reverse on the first play from scrimmage vs. Iowa ... Talled 198 total yards vs. Baylor returning four punts, one kickoff and catching three passes for 76 yards with a touchdown ... Had five catches for 114 yards vs. UNLV. **1999:** Appeared in 11 games as a junior ... Returned 21 kickoffs for 480 yards (22.9 avg.) and 21 punts for 146 yards (7.0 avg.) ... Moved to receiver from running back in spring practice ... Caught 18 passes for 296 yards (16.4 avg.) and rushed 17 times for 120 yards (7.1 avg.) ... Was second on the team with 1,042 total yards, an average of 94.7 yards per game. **1998:** Saw action in 11 games as a reserve running back ... Had 23 carries for 80 yards and caught 18 passes for 296 yards ... Returned seven kickoffs for 163 yards and three punts for 33 yards. **1997:** Appeared in five games as a true freshman ... Ran the ball 15 times for 52 yards in limited action ... Added one kickoff return for 16 yards and a six-yard punt return ... Majored in Liberal Arts and Sciences at Iowa State. **High School:** A standout prep at Waterloo (Ia.) High School where he broke his father's career rushing record after compiling 1,331 yards (7.0 avg.) with 14 touchdowns as a senior ... Was a first team All-State selection of the *Des Moines Register* ... Compiled 1,190 yards and 13 touchdowns as a junior ... Was also a four-year letterman in basketball and a three-time letterwinner in track. **Personal:** Comes from an athletic family ... His father lettered at Iowa State ('72-73), while uncle Neal Moses rushed for over 1,000 yards at Northern Iowa ('76), cousin Terry Woods played point guard for Iowa State ('87-90) and cousin Lew Montgomery played at Iowa ('89-92) ... Full name: Jerry James Moses Jr. ... Single ... Resides in Waterloo, Iowa.

BIG 12 TERRITORY

The Big 12 Championship Game made its inaugural stop at Arrowhead Stadium on December 2nd of 2000 when eventual National Champion Oklahoma defeated Kansas State by a 27-24 margin. Arrowhead is certainly in the heart of Big 12 territory and the Chiefs 2001 roster reflects that. Heading into training camp 14 alumni from Big 12 schools are on the Kansas City roster representing the most players from a single conference on the Chiefs roster in 2001. Baylor, Kansas State, Nebraska, Oklahoma and Texas each boast two alumni on the Chiefs roster while one player apiece hails from Colorado, Iowa State, Missouri and Texas A&M.

BIG 12 CONFERENCE

WES ROBERTSON • 48
LINEBACKER HT: 6-2 WT: 229
RUTGERS

BORN: NOV. 19, 1978 - CAMDEN, NEW JERSEY



College: Rookie free agent linebacker who played at Rutgers under current Chiefs QBs coach Terry Shea ... Appeared in 27 games, recording 185 tackles, 9.0 sacks and 20 tackles for a loss ... Can play both the inside and outside linebacker positions. **2000:** Played in 10 games (nine starts) as a senior, collecting 83 tackles (54 solo)

... Finished third in the conference with 8.0 sacks and earned All-Big East accolades ... Recorded 11 tackles and 2.0 sacks vs. Buffalo ... Credited with nine tackles and three tackles for a loss vs. Notre Dame. **1999:** Appeared in eight games and had 64 tackles (41 solo) ... Added a sack, a forced fumble and a fumble recovery ... Earned the Iron Knight Award as the top Scarlet Knight in the strength and conditioning program ... Started vs. Temple and Miami. **1998:** Walked on to the team in August ... Appeared in nine games, starting the last three games of the season at inside linebacker ... Credited with 38 tackles (26 solo) and one stop behind the line. **1997:** Played in two games at Benedict College before suffering a season-ending ankle injury ... Transferred to Rutgers after the season ... Majored in Geography at Rutgers. **High School:** A first team All-Group IV choice at Woodrow Wilson High School in Camden, New Jersey ... Led Woodrow Wilson to a state victory over Overbrook High School that featured N.Y. Giants running back Ron Dayne. **Personal:** Full name: Wesley J. Robertson ... Single ... Resides in Camden, New Jersey.

LAWRENCE TYNES • 1
KICKER HT: 6-0 WT: 187
TROY STATE

BORN: MAY 3, 1978 - GREENOCK, SCOTLAND



College: Scottish-born kicker who compiled an impressive resume at Troy State ... Connected on 45 of 62 field goals (72.6%) and 127 of 131 extra points (96.9%) during his four-year career ... His 45 FGs topped the school record of 38 held by Ted Clem ('84-87) ... Scored 262 points to top the previous record of 252 points for kickers also held by Clem.

2000: An All-America selection of the American Football Coaches Association, *The Sports Network* and AP ... A first team All-Southland Football League choice ... Led the club in scoring with 88 points, connecting on 16 of 20 fields goals and all 40 PATs ... Won Southland Football League Player of the Week honors vs. Sam Houston State, vs. Nicholls State and vs. McNeese State. **1999:** Led the team in scoring with 73 points ... Connected on 11 of 15 FGs and 40 of 42 PATs. **1998:** An All-America honorable mention selection by *Football Gazette* ... Scored a team-high 64 points ... Converted 14 of 19 FG attempts and was perfect on 22 PATs ... Made field goals of 33, 36 and 23 yards vs. Sam Houston to earn SFL Player of the Week honors. **1997:** Scored 37 points as a redshirt freshman ... Made four of eight FGs and 25 of 27 extra points ... Graduated from Troy State with a degree in Criminal Justice. **High School:** A prep standout kicker at Milton High School in Milton, Florida. **Personal:** Born in Greenock, Scotland ... Full name: Lawrence James Tynes ... Single ... Resides in Milton, Florida.

NFL EUROPE / WORLD LEAGUE CHIEFS

PLAYER	POSITION	CHIEFS YEARS	NFL EUROPE TEAM	EUROPE YEARS
Louie Aguiar	P	1994-98	Barcelona Dragons	1991
Tom Barndt	G	1996-99	Scottish Claymores	1996
Matt Blundin	QB	1992-95	Scottish Claymores	1995
Willie Davis	WR	1991-95	Orlando Thunder	1992
Mike Elkins	QB	1989-90	Sacramento Surge	1991
Sean LaChapelle	WR	1996	Scottish Claymores	1996
Sean Manuel	TE	1998	England Monarchs	1996
Mike Maslowski	LB	1999	Barcelona Dragons	1999
Steve Matthews	QB	1995-96	Scottish Claymores	1996
Pellom McDaniels	DT	1993-98	Birmingham Fire	1991-92
Anthony Parker	CB	1991	N.Y./N.J. Knights	1991
Ty Parten	DT	1997-99	Scottish Claymores	1996
Joe Perez	WR	2000	Rhein Fire	2001
Ted Popson	TE	1997-98	England Monarchs	1992
Bryan Proby	DT	1995	Scottish Claymores	1996
Tracy Simien	LB	1991-97	Montreal Machine	1991
Jeff Smith	C	1997-99	Scottish Claymores	1997
Marcus Spears	T	1997-99	Amsterdam Admirals	1996
Gary Stills	LB	1999-2000	Frankfurt Galaxy	2001
Tommie Stowers	TE	1994	Orlando Thunder	1992
Willy Tate	TE	1998	Scottish Claymores	1996, 98
Keith Traylor	DT	1995-96	Barcelona Dragons	1995
Joe Valerio	T	1991-95	Birmingham Fire	1991
Thomas Washington	DT	2000	Berlin Thunder	2001
Ted White	QB	1999	Frankfurt Galaxy	2000

Note: Includes NFL Europe or World League players who were credited with an accrued NFL season with the Chiefs on either the active roster or on an injury list.

RECENTLY RETIRED



TIM GRUNHARD

CENTER • 6-2 • 314

NOTRE DAME

DRAFT (NO. 2 - 1990)

NFL: 11 (11 WITH CHIEFS)

BORN: MAY 17, 1968

CHICAGO, ILLINOIS

GP/GS: (169/164) PLAYOFFS: (10/10)



Pro Career: A tribute to the work ethic of an earlier time and an earlier game, Tim Grunhard announced his retirement from pro football on April 29th of 2001 after 11 years in the National Football League, all of them with the Kansas City Chiefs . . . "He was possibly the best second-round draft choice I have ever acquired," said Chiefs President Carl Peterson, the man who drafted him back in '90 . . . At the press conference to announce his retirement, Peterson added: "Few long-tenured players today will ever begin and end their careers with the same team. Tim Grunhard has done that. The Kansas City Chiefs, Lamar Hunt and the Hunt family, myself and thousands of Chiefs fans, his coaches, teammates and team employees say 'thank you' to the Irish center from Notre Dame who came our way." . . . Fiery of temperament and a leader in the locker room, on the field and in the community, Grunhard was the centerpiece of one of the best offensive lines in the National Football League over the decade of the '90s . . . Spearheaded a Chiefs offensive attack that ranked among the NFL's top five in rushing including four out of the last six seasons . . . The Chiefs paced the NFL in that category in '95, averaging 138.9 rushing yards per game, marking the only time in Kansas City history the club has boasted the NFL's top rushing offense as the Chiefs won the AFC West title with a 13-3 record . . . Broke into the starting lineup after just two games in his rookie season replacing Pro Football Hall of Fame center Mike Webster and never relinquished the position . . . Peterson admitted that, "We were hoping he could back up the great NFL center Mike Webster and with Mike as his tutor Tim became one of the finest centers in Chiefs history." . . . Over his career, he started 120 consecutive games until the 2000 season when he was forced to miss the team's game at Oakland (11/5/00) with a sprained left ankle . . . His 169 regular season games played are the 11th-most in team history and only Jack Rudnay (178) played more at the center position . . . But Rudnay never appeared in as many playoff games as a member of Chiefs as Grunhard who, along with teammates Dave Szott, John Alt and the late Derrick Thomas, played in more postseason contests (10) than any players in team history . . . His career was a testimony to durability without any loss in the quality of play . . . Was one of only 26 NFL players in league history to play on one team's roster for 10 years and achieve 100 wins . . . Szott and Thomas joined Grunhard in that distinction as Kansas City went 102-58 during the '90s . . . Grunhard, along with All-Pro left guard Szott and six-time Pro Bowl left guard Will Shields, formed "The Law Firm" of Szott, Grunhard and Shields which anchored the interior of Kansas City's offensive front throughout most of the '90s . . . That trio started 80 consecutive regular season games together from the second game of the '93 season to the '98 season-opener, marking one of the most enduring stretches of offensive line supremacy in team annals . . . Considered a feisty and tough competitor, was once described by his college coach at Notre Dame, Lou Holtz, as a "throwback to a day when helmets could be folded and stuck in your back pocket. He'd love football even if he didn't have a facemask" . . . Continued to display those qualities when he moved to the NFL and his efforts and intensity were rewarded with selections to the "All-Madden" team and *USA Today's* "All-Joe" squad before earning an NFL All-Pro nod following the '99 season . . . All his post-season and in-season accolades were the result of his gritty and unrelenting play on the field . . . "After a game you knew you were in a battle for sixty minutes when you lined up against him," said Mike Solari, his offensive line coach for four years in Kansas City. "His work ethic was second to none and he had a burning desire to win each play." . . . Cut his teeth as an All-Chicago Catholic League offensive guard at St. Laurence High School in Burbank, Illinois and went on to play on Notre Dame's more successful teams during the Lou Holtz era when the Irish ran off 24 wins in 25 games in his junior and senior years . . . He was also part of a Fighting Irish squad which reigned as National Champions after the '88 season . . . Upon his arrival in Kansas City as the team's second-round draft choice (40th overall) in '90, he quickly embraced the town and made it his own. **2000:** Started 15 games at center, sharing offensive captain duties with right guard Will Shields . . . Was an integral part of an offensive line that helped Kansas City post 4,149 passing yards on the season, the second-highest tally in team history . . . Was also part of an offensive front which tied a

team record by going three straight games without allowing a sack, pulling that rare trifecta at New England (12/4), vs. Carolina (12/10) and vs. Denver (12/17) ... Started his 120th straight game at center at Seattle (10/29), leaving the game in the third quarter with a left ankle sprain. He did not return ... Had a streak of 120 straight starts dating back to the '93 season-opener at Tampa Bay (9/5/93) snapped at Oakland (11/5), when he sat out due to a left ankle sprain ... Returned to the starting lineup at San Francisco (11/12). **1999:** Started all 16 games at center for a seventh straight year ... Was named to his first Pro Bowl, becoming the first Chiefs center to play in that game since '77 ... Served as a major contributor to a Chiefs offense that ranked fourth in the NFL in rushing in '99, averaging 130.1 yards per game ... Helped protect QB Elvis Grbac, who was sacked just 26 times, the fourth-lowest total in the league ... Served as the club's offensive captain at Chicago (9/12) ... Started his 100th consecutive game at center at San Diego (10/3). Left the game in the second quarter due to a strained right hamstring, but returned to start the second half ... Suffered a bruised right hip on the last play of the third quarter and left the game early at Denver (12/5), his 150th NFL contest ... Captained the offense along with Scott and started his 112th consecutive game at center vs. Oakland (1/2/00). **1998:** Opened 16 games at center for the sixth consecutive season despite undergoing surgery on his right elbow in late August ... Joined Will Shields and Tony Gonzalez as the club's only offensive players to start every game ... Helped pave the way for Donnell Bennett's 115-yard rushing effort vs. Oakland (9/6) ... Part of a Chiefs offense which racked up a season-high 376 yards of total offense vs. Arizona (11/29) ... Helped spring Bam Morris for 137 yards vs. Dallas (12/13), the best single-game rushing output by a Chiefs RB since '91 ... Started his 96th straight game at Oakland (12/26). **1997:** Opened all 16 contests at center and was named to *USA Today's* "All-Joe" team which annually recognizes the NFL's best blue-collar players ... Received his first berth on the All-Madden Team, as well ... Helped Kansas City pound out 135.7 yards per game on the ground, a figure which ranked fourth in the AFC and fifth in the NFL ... Paved the way for four different Chiefs RBs (Greg Hill, Marcus Allen, Kimble Anders and Donnell Bennett) who each topped the 350-yard mark, a first in Chiefs history ... Started his 10th career playoff contest for the Chiefs vs. Denver (1/4/98). **1996:** Served as co-captain of the Kansas City offense, starting all 16 games for the fourth consecutive season ... Did not miss a single play at the center position ... Made his 100th career NFL appearance vs. Green Bay (11/10) and opened the 100th game of his career vs. Indianapolis (12/15) ... Helped the Chiefs rack up 2,009 yards on the ground, the fourth-best mark in the entire NFL in '96. **1995:** Unquestionably one of the key contributors on a talented Chiefs offense ... Started all 16 regular season games for the third consecutive season ... Led one of the most cohesive offensive fronts in all of football which created plenty of room for the Chiefs league-leading ground game (138.9 yards-per-game avg.) ... Turned bull rushes into a bear market, limiting opposing defenses to a mere 21 sacks, the lowest tally in the AFC, the third-lowest mark in the NFL, and the second-stingiest total in team annals ... Opened the playoff tilt vs. Indianapolis (1/7/96), as well. **1994:** Continued to play at an All-Pro level ... Started all 16 games for the third time in last four years ... Joined Dave Scott and Will Shields as the only three offensive players to start all 16 contests ... Anchor of offensive front that allowed just 19 sacks, fewest in Chiefs history and third-fewest in the NFL ... Opened the Chiefs playoff loss at Miami (12/31). **1993:** Was steady as always during the Chiefs first-ever run to the AFC Championship Game ... Was an honorable mention All-NFL pick of Associated Press ... Started all 16 games and missed very few snaps ... He and left tackle John Alt were the team's only two offensive linemen to open all 16 games ... Was the anchor of a unit that got better as the season progressed, as the team allowed just six sacks the final six games ... Started all three playoff contests. **1992:** Was the Chiefs most consistent lineman in '92 ... Started the first 12 games of the season before suffering a sprained foot at N.Y. Jets (11/29) ... Was inactive for the final four regular season games ... Started Kansas City's playoff loss at San Diego (1/2/93). **1991:** Was the Chiefs most consistent offensive lineman in '91 ... Started all 16 regular season games and both playoff tilts ... Kansas City permitted just 21 sacks in '91, fewest in AFC and third-fewest in NFL ... Helped the Chiefs average 4.3 yards per carry, team's best since '87. **1990:** Named to *Pro Football Weekly's* and *The National's* All-Rookie squads ... Opened nine of the 14 games he played in ... Missed one game because of a thumb injury and another because of a death in the family ... Although Mike Webster started the first two games, Grunhard played in all but three offensive series in those two games ... Started the Chiefs playoff contest at Miami (1/5/91) ... Excelled as a rookie center, although he never played the position in high school or college; did deep snap at Notre Dame.

College: Was a force on an offensive line that helped Notre Dame generate a 24-1 record during his junior and senior years ... Started at right guard final two seasons, including Notre Dame's '88 National Championship campaign ... Was a second team All-America pick by *NEA* and an honorable mention choice of *UPI*, *The Sporting News* and *Football News* ... Played in every game as a sophomore and made four starts at left guard ... Handled the Irish deep snapping chores all four years ... Irish coach Lou Holtz said: "Tim's a throwback to a day when helmets could be folded up and stuck in your back pocket, He'd love football even if he didn't have a facemask." ... Graduated from Notre Dame with a degree in Political Science.

Personal: Was a first team All-Chicago Catholic League offensive guard at St. Laurence High School in Burbank, Illinois ... Earned two letters in track and baseball ... Serves as a spokesman for the American Cancer Society and hosts an annual golf tournament to benefit the organization ... Is the chairman for the "First Downs for Down Syndrome" program which is sponsored by the Chiefs offensive

line ... Tim's wife, Sarah, is on the Board of Director's for the Down Syndrome Guild ... Hosted the wildly popular one-hour "Tim Grunhard Show" on KCFX Radio, the Chiefs flagship station from '93-98 ... A lifelong Cubs fan, he once caught a foul ball off the bat of Andre Dawson at Wrigley Field ... The proprietor of O'Dowd's Little Dublin Irish Ale House and Pub on Kansas City's Country Club Plaza ... Also has an O'Dowd's open in Dallas and is in the process of getting another location ready for business in Tulsa ... An avid NASCAR fan who was instrumental in lobbying efforts for the construction of the Kansas Speedway in Kansas City, Kansas ... In 2000 was named to *Ingram's* "40 Under 40" list which annually honors Kansas City's most influential and accomplished leaders of business, government and community under 40 years of age ... Full name: Timothy Gerard Grunhard ... Married, wife Sarah ... The couple has a son, C.J. - Charles James (4), twins Cailey Elizabeth and Colin Joseph (3) and a daughter Catherine (2) ... The Grunhards reside in Mission Hills, Kansas.

Games Played/Games Started: 1990 (14/9), 1991 (16/16), 1992 (12/12), 1993 (16/16), 1994 (16/16), 1995 (16/16), 1996 (16/16), 1997 (16/16), 1998 (16/16), 1999 (16/16), 2000 (15/15) - 169/164.

Playoffs: 1990 (1/1), 1991 (2/2), 1992 (1/1), 1993 (3/3), 1994 (1/1), 1995 (1/1), 1997 (1/1) - 10/10.

STREAKS & MILESTONES: Started 164 of 169 regular season games in a Kansas City uniform. Had a streak of 120 consecutive starts snapped at Oakland (11/5/00) due to a left ankle sprain suffered at Seattle (10/29/00). The streak began on Opening Day at Tampa Bay (9/5/93). His 169 games played are the 11th-highest total in team history and fifth-highest tally by a Chiefs offensive lineman.



WARREN MOON

QUARTERBACK - 6-3 - 224

WASHINGTON

UNRESTRICTED FREE AGENT (1999)

NFL: 17 (2 WITH CHIEFS)

BORN: NOVEMBER 18, 1956

LOS ANGELES, CALIFORNIA

GP/GS: (208/203) PLAYOFFS: (10/10)



Pro Career: Concluded his career as the most prolific passer in pro football history following a stellar 23 seasons of professional football (17 in the NFL and two of those with Kansas City) that's sure to land him in the Hall of Fame ... Remarkably, participated in four decades of pro competition after beginning his storied career with the Canadian Football League's Edmonton Eskimos in '78 ... In fact, during his final NFL season, Kansas City had three rookies on the 2000 roster who were born the same year Moon inaugurated his CFL career - Pat Dennis, Dante Hall and Desmond Kitchings ... Joined the Chiefs as an unrestricted free agent from Seattle on April 27th of '99 ... During his final NFL season, he held the title as the NFL's "Leading Active Passer", owning more attempts (6,823), completions (3,988), yards (49,325) and touchdowns (291) than any other quarterback in 2000 ... Started a remarkable 203 of the 208 regular season NFL contests he participated in ... Classy competitor owns one of the most distinguished resumes of any signal-caller to ever play the game ... Was also one of the league's most giving players off the field, earning the league's prestigious NFL Man of Year Award in '89 for his ongoing charitable endeavors ... Served as the club's top backup to starter Elvis Grbac and provided a sterling example of professionalism in the locker room for not only Kansas City's quarterbacks, but every player on the roster ... Became the oldest QB in Chiefs franchise history to start a game when at the age of 44 years, 8 days he guided Kansas City into San Diego (11/26/00) ... Prior to that start, the oldest Chiefs QB to start a game was Len Dawson at 40 years, 140 days old who ironically also performed the task against San Diego (12/7/75) ... Began his phenomenal pro tenure with an incredible six-year run ('78-83) with the Edmonton Eskimos of the Canadian Football League, winning five straight Grey Cups ('78-82) with that club ... During his stellar CFL stint he saw duty in 96 regular season contests (41 starts), passing for 21,228 yards, completing 1,369 of 2,832 aeriels with 144 touchdowns and 77 interceptions, adding 10 postseason games (nine starts) to his Canadian resume with 138 completions on 257 attempts, good for 2,353 yards, 12 TDs and seven INTs ... Led his Edmonton squads to a 78-23-5 regular season record (.813) and a 9-1 (.900) postseason mark before signing with the NFL's Houston Oilers as an unrestricted free agent on February 3rd of '84, ending what had been one of the biggest recruiting battles in league history since the AFL-NFL merger ... Spent 10 seasons with Houston ('84-93) before making stops in Minnesota ('94-96) and Seattle ('97-98) prior to joining the Chiefs ('99-00) ... Including his regular and postseason totals in both the CFL and NFL, has seen duty in an incredible 324 meaningful professional contests, starting 263 of those games ... That combined regular and postseason CFL and NFL tally reveals 9,880 attempts, 5,754 completions (58.2%) with 73,561 yards, 464 touchdowns and 331 interceptions, good for a 84.0 rating using the NFL passer formula, in addition to 976 rushes for 3,939

yards and 40 scores... Those 73,561 career passing yards in both leagues translate into an astounding 42.0 miles... In 208 games of regular season NFL play (203 starts) with the Chiefs, Oilers, Vikings and Seahawks, has completed 3,988 of 6,823 passes (58.4%) for 49,325 yards with 291 touchdowns and 233 interceptions, good for an 81.1 passer rating... Has also rushed 543 times for 1,736 yards for 22 TDs in regular season NFL play, giving him 51,061 yards of total offense... His pass attempt, pass completion, passing yardage totals and total offense totals all rank third in league history behind only Marino (8,358 attempts, 4,967 completions, 61,361 passing yards and 61,448 yards of total offense) and John Elway (7,250 attempts, 4,123 completions, 51,475 passing yards and 54,882 yards of total offense)... His total of 291 career NFL touchdown passes total is fourth on the league's all-time list, trailing only Marino (420), Fran Tarkenton (342) and Elway (300)... His nine 3,000-yard passing seasons are third in league history behind Marino (13) and Elway (12), while his 49 300-yard games are third in NFL annals behind Marino (60) and Dan Fouts (51)... Holds the league record for quarterbacks with eight straight nominations to the AFC-NFC Pro Bowl ('88-95) and added a ninth appearance following the '97 campaign... Has established the single-season passing yardage marks for three separate NFL franchises: Titans, formerly known as the Oilers (4,364 yards in '91), Vikings (4,364 yards in '94) and Seahawks (3,678 yards in '97)... Owns the NFL single-season record with nine 300-yard games in '90, including an unforgettable 527-yard effort at Kansas City on December 16 of '90, the second-most ever in an NFL game (Norm Van Brocklin - 554 yards in '51)... Joins Marino (Miami, '84-85) and Fouts (San Diego, '80-81) as one of three players in league history to have back-to-back 4,000-yard seasons and is the only one to do it for two different teams (Oilers '90-91 and Vikings '94-95)... Has four total 4,000-yard seasons, trailing only Marino who owns six... Owns a 102-101 record as a starting NFL quarterback, including an impressive 90-68 mark (.570) since the beginning of the '87 season... Set an NFL record with 404 pass completions for the Oilers in '91 and joined Marino and Elway as just the third quarterback since the AFL-NFL merger to start 200 games, reaching that milestone against the Chiefs on November 8th of '98. **At Kansas City (1999-00):** Saw action in three contests (one start)... Completed 16 of 35 pass attempts (45.7%) for 228 yards, one TD and one INT... Also rushed twice for two yards... Was sacked five times for 46 yards during his stint with Kansas City... Became the oldest QB in franchise history to start a game when at the age of 44 years, 8 days he guided the Chiefs into San Diego (11/26/00)... Prior to Moon's start, the oldest Chiefs QB to start a game was Len Dawson at 40 years, 140 days old who ironically also performed the task against San Diego (12/7/75). **2000:** Played in two games (one start)... Completed 15 of 34 passes for 208 yards, one TD and one INT... Saw action at QB when Elvis Grbac left the game with a right elbow injury early in the fourth quarter vs. St. Louis (10/22). Completed three of three passes for 78 yards and an eight-yard TD pass to Troy Drayton... Started at QB at San Diego (11/26), completing 12 of 31 passes for 130 yards and one INT. Also rushed two times for two yards. **1999:** Saw reserve duty in one game, completing one of three passes for 20 yards... Was active for all 16 games as the club's backup quarterback, but did not play in 15 contests... Saw his first regular season duty in a Chiefs uniform vs. Indianapolis (11/7), replacing an injured Elvis Grbac for the final three plays of the game. Completed one of three passes for 20 yards vs. the Colts with his lone completion going to Kevin Lockett. **At Seattle (1997-98):** Saw duty in 25 games (24 starts) during two seasons in Seattle... Intercepted 786 passes with 458 completions (58.3%), good for 5,310 yards with 36 touchdowns and 24 interceptions and a 81.3 rating... Also rushed 33 times for 50 with one score... Was sacked 52 times for 332 yards, as well... Set a Seahawks franchise records in '97 for both pass completions (313) and yards (3,678)... His 81.3 career rating with Seattle is second in franchise annals behind only Dave Krieg (82.3)... His 528 attempts in '97 trail only Krieg (532 in '85), as well... Signed as an unrestricted free agent with Seattle on March 7th of '97 after being waived by the Minnesota Vikings on February 21st of that year. **1998:** Started 10 of the season's first 11 games... Got his 100th victory as a starting NFL quarterback in a 33-14 win vs. Arizona (9/13)... Played in his 200th career NFL game in the club's monsoon contest at Kansas City (10/4), but suffered a cracked rib in that game and did not play in the second half... Passed for 154 yards vs. Denver (10/11) before being replaced by John Friesz due to sore ribs... Was the club's third quarterback the following week at San Diego (10/25) with that rib ailment and did not play... Established a Seahawks record by completing his first 17 pass attempts vs. Oakland (11/1), breaking the old mark of 15 by Jim Zorn vs. Cleveland (10/12/80)... Joined Marino and Elway as the only three QBs since the NFL-AFL merger to start 200 games when he opened vs. Kansas City (11/8)... Threw two TD passes at Dallas (11/22) to move into a tie for fourth place on the NFL's all-time TD passing chart with Johnny Unitas with 290 career scoring tosses... Was listed as the club's back-up quarterback vs. Tennessee (11/29), at the N.Y. Jets (12/6), vs. San Diego (12/13), vs. Indianapolis (12/20) and at Denver (12/27). **1997:** Played in 15 games with 14 starts and earned his ninth Pro Bowl berth... Finished the season with Seahawks franchise records for completions (313) and yards (3,678)... Ranked third in the NFL in completions and fourth in yards despite missing a total of seven quarters of action during the season... Moved into third place in league history in attempts, completions and yards... Guided a Seattle offense that established team records with 5,759 total yards and 4,187 passing yards... The club also led the NFL in net passing yards per game with 247.4... Had a personal-best and team-record streak of nine consecutive games with at least 250 yards passing... Began the year as the backup to Friesz but was quickly mobilized to start the second half of the season opener vs. the N.Y. Jets (8/31) after Friesz broke his right thumb... Subsequently started the next 13 games... Scored on a one-yard run at Indianapolis (9/21) becoming the oldest player (40 years) to rush for a touchdown, breaking the mark of Zeke Bratkowski... Had the

highest passing yardage total in the entire league on the year with a 409-yard effort vs. Oakland (10/26), tying a career-high with five touchdowns. It marked his seventh 400-yard game, tying Joe Montana for second place in NFL history in that category and denoted Seattle's first 400-yard passing effort since '88 season. Seattle posted an NFL season-high 554 yards in the 45-34 win, two yards off the franchise record. Was named AFC Offensive Player of the Week and Miller Lite NFL Player of the Week for his efforts. Became the oldest to pass for 400 yards in a game and five touchdowns in a game, eclipsing his own record in the former (38 years) and George Blanda's (39) in the latter ... Also received AFC Offensive Player of the Week honors after guiding the club to a 37-31 win at San Diego (11/9) ... Suffered a rib injury at Baltimore (12/7) and did not play at Oakland (12/14) ... Returned to the lineup for the regular season finale vs. San Francisco (12/21) ... Concluded the season by winning Most Valuable Player honors at the Pro Bowl (2/1/98), completing four of eight passes for 89 yards bringing the AFC back from a 24-14 deficit for a 29-24 win. Scored the winning touchdown on a one-yard run with 1:49 left in the contest. **At Minnesota (1994-96):** Spent three seasons with the Vikings, starting 39 regular season contests ... Connected on 882 of 1,454 pass attempts (60.7%) for 10,102 yards with 58 TDs and 42 INTs ... Was sacked 86 times for 634 yards ... Rushed 69 times for 143 yards, as well ... Started one playoff game, getting 29 completions on 52 attempts, getting 292 yards with a pair of TDs and pickoffs ... Owns Vikings records with 606 pass attempts, 377 completions and 33 TDs in '95 ... His 4,264 yards and six 300-yard games in '94 are franchise records, as well ... Also owns a team record for rating in a game with a 152.9 mark vs. New Orleans (11/19/95) ... Acquired by Minnesota from Houston on April 14th of '94 in exchange for a fourth-round choice in the '94 NFL Draft choice. The Oilers used that selection on CB Mike Davis from the University of Cincinnati. **1996:** Started eight of the season's first 10 games, but missed eight contests due to a pair of injured ankles ... Those eight games missed were by far the most of his career which helped explain career-lows of 1,610 yards and seven TDs ... Started the first game of the season vs. Detroit (9/1), but was eventually forced to the sidelines ... Sat out the following week at Atlanta (9/8), but returned to start the next six contests ... Best outing during that stretch was a 280-yard performance in a 30-21 win vs. Green Bay (9/22) ... Re-injured his ankles in a 15-13 setback vs. Chicago (10/28) and sat out the next week vs. Kansas City (11/3) ... Made his final start and appearance in a Vikings uniform at Seattle (11/10) ... Did not play in the club's playoff contest at Dallas (12/28). **1995:** Started all 16 games, had his second straight 4,000-yard season, set a franchise record for touchdown passes and appeared in his eighth consecutive Pro Bowl, an NFL record for a quarterback ... Completed a team-record 377 passes to lead the NFL, finished second in TD passes (33) and was third in passing yards with a franchise-best tally of 4,228 ... Broke Tommy Kramer's TD record of 26 set in '81 ... Helped the Vikings set single-season club records for points scored (412) and total yards (5,938) ... Became the first player in pro football history to eclipse the 60,000-yard career passing barrier (CFL and NFL) at Pittsburgh (9/24) ... Got his first of four 300-yard games on the year with a 332-yard effort at Tampa Bay (10/15) ... Set another team record with 193 straight pass attempts without an interception, starting versus Green Bay (10/22) and ending at Detroit (11/23) ... Had three straight 300-yard outings in November, totaling a season-high 384 yards at Detroit (11/23), 342 at Arizona (11/12) and 338 vs. New Orleans (11/19) ... Named NFL Offensive Player for the Month of November after completing 100 of 161 passes for 1,301 yards with 14 touchdowns and one interception as Vikings won four of five contests ... Had at least two touchdown passes in each of last eight games, including four in back-to-back games against the Cardinals and Saints ... Completed 188 of 304 passes (61.8%) for 2,358 yards with 23 touchdowns and five interceptions in the last eight games for a rating of 104.3. **1994:** Passed for 4,264 yards, led the Vikings into the playoffs and was chosen to his seventh straight Pro Bowl in his debut season with Minnesota ... Started 15 games, missing one contest due to injury ... Set Vikings records for both passing yards (4,264) and completions (371), totals which led the NFC and ranked third in the NFL ... Became the first Minnesota quarterback to have six 300-yard games and tied a mark first set in '85 by Kramer with three straight 300-yard games ... Helped Cris Carter set an NFL record with 122 receptions and the 207 combined receptions of Carter and Jake Reed (85) set the mark for two players, breaking the old of 190 by Houston receivers Haywood Jeffires (100) and Drew Hill (90) when Moon was their quarterback ... First win with Minnesota was a 10-3 decision vs. Detroit (9/11) ... Had back-to-back 300-yard games with 326 vs. Miami (9/25) in a game that featured his 200th NFL touchdown pass and earned him *The Sporting News* Offensive Player of Week accolades, while adding 355 yards at Arizona (10/2) the following week ... Almost made it three straight 300-yard contests with 299 yards at the N.Y. Giants (10/10) ... Did get a three-game 300-yard streak starting with a season-high 420 yards vs. New Orleans (11/6) ... Posted 349 yards at New England (11/13) and got 400 yards vs. the N.Y. Jets (11/20) ... Recorded his 5,000th NFL pass attempt vs. Tampa Bay (11/27) ... Produced 306 passing yards vs. Chicago (12/1) ... Registered his 3,000th NFL completion at Detroit (12/17) ... Did not play in the regular season finale contest vs. San Francisco (12/26) because of a knee injury ... Started his 10th NFL postseason game vs. Chicago (1/1/95), but his streak of three straight 300-yard postseason performances snapped as he threw for 292 yards in a 35-18 setback. **At Houston (1984-93):** Played in 141 regular season games (139 starts) with Houston, hitting on 2,632 of 4,546 attempts (57.9%) for 33,685 yards with 196 touchdowns and 166 interceptions, good for an 80.4 rating ... Was sacked 315 times for 2,403 yards during that 10-year span ... Also rushed the ball 439 times for 1,541 yards (3.5 avg.) with 21 scores ... Saw duty in nine postseason outings (all starts) for the Oilers, completing 230 of his 351 aeriels for 2,578 yards with 15 TDs and 12 INTs ... Sacked 22 times for 167 yards in postseason play

for Houston ... Credited with 33 playoff carries for 105 yards, as well ... Earned six Pro Bowl nods with the club and led the team to the playoffs seven times ... Although the franchise is now known as the Tennessee Titans, still owns team records for seasons leading the team in passing (10), career pass attempts (4,546), attempts in a season (655 in '91), career completions (2,632), completions in a season (404 in '91 which is also an NFL record), completions in a game (41), career completion percentage (57.9), passing yards in a career (33,685), season (4,690 in '91) and game (527) ... Also holds franchise marks with six seasons of 3,000 yards passing, four 400-yard passing games, 38 300-yard passing games and nine 300-yard games in a season ('90) ... His 21 consecutive games with a TD from '90-91 and his 56 passes without an interception vs. Dallas (11/10/91) are all-time team records, as well ... Originally joined the club as an unrestricted free agent from the Canadian Football League on February 3rd of '84. **1993:** Played 15 games with 14 starts, leading the Oilers into the postseason for seventh straight season ... Was also selected for his sixth straight Pro Bowl appearance ... After getting off to a 1-4 start, helped the club get on an 11-game winning streak to end the year as Houston finished the year with a franchise-best 12 wins ... Threw for 3,485 yards, completing 303 of 520 passes with 21 touchdowns and 21 interceptions ... Finished third in the league in passing yardage, ranking fourth in completions and TD passes ... Got 310 yards vs. the L.A. Rams (9/26) ... Had a career-long 35-yard scramble at Buffalo (10/11), the longest by an Oilers player during the season ... Came off the bench to rally the club to a 28-14 victory at New England (10/17) to inaugurate the club's 11-game win streak ... Named AFC Offensive Player of the Week after hitting for 253 yards and two TDs vs. Cincinnati (10/24) ... Produced a season-high 369-yard effort against vs. Seattle (11/7) when he completed 36 of 55 passes with two touchdowns and two interceptions ... Threw for 342 yards vs. Atlanta (12/5) ... Missed the season finale vs. the N.Y. Jets (1/2/94) with a broken rib suffered at San Francisco (12/25) ... Completed 32 of 43 passes for 306 yards, his third straight postseason game over 300 yards, in a 28-20 AFC Divisional Playoff loss vs. Kansas City (1/16/94). Fouts is the only player in NFL history with four straight 300-yard playoff outings. Was sacked nine times for 68 yards against the Chiefs, the most sacks he has suffered in any regular or postseason NFL game. **1992:** Played in all 11 games with 10 starts ... Was named to his fifth straight Pro Bowl ... Missed five games with a broken arm ... Led the AFC in passing efficiency (89.3), was second in completion percentage with a career-high 64.7% mark, while ranking third in touchdowns (18), fifth in both yards (2,521) and completions (224) ... Ranked sixth in attempts (346), as well ... Part of an Oilers offense which led entire NFL in passing (251.8 yards per game) for the third straight season ... Opened the year with back-to-back 300-yard outings, getting 330 vs. Pittsburgh (9/6) and a season-high 361 yards at Indianapolis (9/13) ... Surpassed 50,000 yards passing for his entire pro career (including CFL) versus San Diego (9/27) ... Had 342 yards and tied a career-high with five TD passes vs. Cincinnati (10/11) ... Bypassed Ron Lancaster's all-leagues record of 50,535 passing yards with a 321-yard effort at Denver (10/18) ... Forced out at Pittsburgh (11/1) with a concussion and was limited to 70 yards the next week vs. Cleveland (11/8) ... Hit the 30,000-yard NFL passing mark at Minnesota (11/15) in just his 125th league contest, becoming the second-fastest in league history to accomplish that feat (Marino - 115 games). Suffered an arm injury vs. the Vikings that kept him inactive for the next five games ... Played in his first NFL game in which he did not start, returning from his injury as a reserve in the regular season finale vs. Buffalo (12/27) ... Started the next week at Buffalo in an AFC First Round Playoff game, setting Oilers single-game postseason records for attempts (50), completions (36), yards (371), and touchdowns (4) in a 41-38 OT loss to the Bills. **1991:** Started 16 games and led Houston into the playoffs for the fifth consecutive year as the Oilers captured their first division title since '67 ... The club won 11 games, equaling a franchise high ... Earned a fourth straight Pro Bowl bid in the process ... Broke his own franchise record and led the entire NFL with 4,690 passing yards, the fifth most in NFL history ... Helped the Oilers lead the NFL in passing (288.9 yards per game) for the second consecutive season ... Became the third quarterback with back-to-back 4,000 yards seasons, joining Marino ('84-86) and Fouts ('79-80) ... Broke Marino's record for attempts (655) and completions (404) ... Had six 300-yard games, including two over 400 and one at 399 ... Started his 100th NFL contest vs. the L.A. Raiders (9/1) ... His 300-yard outing was a 315-yard effort at Cincinnati (9/8) ... Got 334 yards vs. Denver (10/6) and 423 at the N.Y. Jets (10/13) ... Surpassed the 25,000-yard career NFL passing mark versus Cincinnati (10/27). Had a franchise-record streak of 21 straight games with a touchdown pass end at Washington (11/3) ... Racked up 432 yards in a 26-23 OT win over Dallas (11/10). Completed all 11 overtime attempts versus the Cowboys to set a club record with 41 completions, which still ranks as the third-best single-game mark in league history ... Totaled 399 yards vs. Cleveland (11/17) to earn AFC Offensive Player of the Week accolades ... Was 55 of 76 for 596 yards, with five touchdowns and two interceptions in two postseason starts ... Led the club to a 17-10 win vs. the N.Y. Jets (12/29) in an AFC First Round Playoff contest ... Threw for 325 yards and three scores at Denver (1/4/92) in a 26-24 divisional playoff loss. **1990:** Started the first 15 games before being sidelined for the season finale and playoffs by a dislocated thumb ... Produced a prolific season, leading the NFL in passing yards (4,689), the sixth-highest tally in league history ... Also paced the NFL in pass attempts (584), completions (362), and touchdowns (33), setting Oilers single-season records in all four of those categories ... Finished second in quarterback efficiency (96.8) and was third in average per pass play (8.03) ... Helped the Oilers lead the league in total offense (388.9 yards per game) and rank second in scoring (25.3 points per game) ... Was intercepted only 13 times in 584 attempts and equaled Marino's '84 NFL record with nine 300-yard games, including four straight, one off the NFL record ... Earned a third straight Pro Bowl

berth and was named NFL Offensive Player of the Year by AP ... Was named the AFC Offensive Player of the Year by UPI and at Kansas City's 101 Awards ... Was *USA Today's* AFC Most Valuable Player and the NFL Alumni Quarterback of the Year ... A first team All-NFL selection by *The Sporting News*, a second team All-NFL selection of AP and a first team All-AFC pick of UPI. *Pro Football Weekly* and *Football News* ... Opened the season with 397-yard outing and four TDs at Atlanta (9/9), suffering his 100th NFL pickoff in that game ... Got back-to-back 300-yard outings with 308 yards vs. Indianapolis (9/23) and 355 yards at San Diego (9/30), becoming the Oilers all-time passing yardage leader against the Colts ... Threw for 527 yards at Kansas City (12/16), the second-highest total in NFL history (554 by Norm Van Brocklin in '51), completing 27 of 45 passes, including a career-long 87-yarder to Hayward Jeffries. Was named AFC Offensive Player of the Week ... Threw a career-best five touchdowns vs. Cincinnati (10/14), totaling 369 yards and earned AFC Offensive Player of the Week honors once again ... Came one 300-yard game shy of a league record with four straight 300-yard outings with 381 vs. the N.Y. Jets (10/28), 343 at the L.A. Rams (11/4), 322 at Cleveland (11/18) when he was named AFC Offensive Player of the Week and 300 vs. Buffalo (11/26) ... Named AFC Offensive Player for the Month of November ... Dislocated the thumb on his passing hand after hitting the helmet of the Bengals James Francis vs. Cincinnati (12/23) ... Sat out of the season's last game vs. Pittsburgh (12/30) and the club's playoff outing at Cincinnati (1/6/91), but healed in time to play in the Pro Bowl. **1989:** Produced an impressive season, starting all 16 games and breaking his own Houston franchise record with 3,631 passing yards to rank second in the conference ... Named the AFC's Pro Bowl starter, tabbed by *Football News* as the AFC Player of the Year and was named the Travelers NFL Man of the Year for his charitable efforts in the community ... Was also a first team, All-AFC selection of UPI ... His 88.9 QB rating was second in the AFC and fourth in the league ... First of four 300-yard games on the year was a 338-yard effort vs. Buffalo (9/24) ... Completed a personal-best 82.6% of his passes (19 of 23) vs. Miami (10/1) ... Named the AFC Offensive Player of the Week after a 317-yard performance at Chicago (10/15) ... Got 345 yards vs. Detroit (11/5), as well ... Set a then-career high with 414 yards vs. Cleveland (12/23) in the regular season finale, the highest total by an Oilers QB since '61. Threw his 100th career touchdown pass in that game, as well ... Completed 29 of 48 passes for 315 yards with two touchdowns and no interceptions in a 26-23 OT loss to Pittsburgh (12/31) in the playoffs. **1988:** Started 11 games, missing five contests with a fractured shoulder blade suffered in the season-opener at Indianapolis (9/4) ... Still earned his first Pro Bowl berth and was a second team All-AFC selection of UPI ... Threw 17 touchdowns and only eight interceptions to tie for second in the AFC and fifth in the NFL with an interception-avoidance percentage of 2.7 ... Missed the next five games following the Colts contests and was on injured reserve before returning to start the last 10 games of the year ... Rushed for two touchdowns versus Pittsburgh (12/4), but had a streak of 98 pass attempts without an interception stopped in that game ... Did not have a 300-yard game for the first time in his career, with a season-best 287 coming in the regular season finale at Cleveland (12/18) ... Was 33 of 59 for 453 yards with one touchdown and four interceptions in two postseason starts ... Hit 16 of 26 passes for 213 yards in a 24-23 win at Cleveland (12/24) in the AFC Wild Card Game, Marty Schottenheimer's final contest as the Browns head coach ... Completed 17 of 33 passes for 240 yards and one INT in a 17-10 loss in the AFC Divisional Playoffs vs. Buffalo (1/1/89) ... Started the Pro Bowl (1/29/89) for the AFC due to an injury to Boomer Esiason and completed 13 of 20 passes for 134 yards. **1987:** Started 12 games in the strike-shortened season ... Led the Oilers into the playoffs for the first time since '80 ... Threw 21 touchdown passes, the most since Blanda had 24 in '63 ... Got 310 yards in a 20-16 win in the season opener vs. the L.A. Rams ... Passed for 327 yards at Indianapolis (11/29) ... Connected with Ernest Givins for an AFC season-long 83-yard touchdown versus Cleveland (11/22) ... Was 45 of 75 (60.0%) for 537 yards with two touchdowns and three touchdowns in two postseason starts ... Was 21 of 32 for 273 yards in a 23-20 overtime win vs. Seattle (1/3/88) in the AFC Wild Card game, marching the team 61 yards from his own 15-yard line to set up the game winning field goal and his first NFL postseason triumph ... Had 264 yards in a 34-10 AFC Divisional Playoff loss at Denver (1/10/88). **1986:** Started 15 games missing one outing with a thumb injury ... Improved upon his own team record with 3,489 yards, completing 256 of 488 passes (52.5%) with 13 touchdowns and 26 interceptions ... Finished fifth in the AFC in passing yardage ... Set a career high with 398 yards at Detroit (10/5), the most by an Oilers quarterback since '61, when Blanda had 418 versus the N.Y. Titans ... Produced 304 yards vs. the L.A. Raiders (10/26) and 310 yards vs. Cincinnati (11/9). **1985:** Started 14 games, missing two contests with a hip pointer ... Started the season by engineering a 26-23 win vs. Miami (9/8) by completing 12 of 17 passes for 270 yards ... Did not play with that hip injury vs. San Diego (11/24) and at Cincinnati (12/1) ... Returned from that injury to go for 300 yards in each of the season's last three games, getting 330 yards vs. the N.Y. Giants (12/8), 339 yards at Cleveland (12/15) and 364 yards at Indianapolis (12/22), tallying 1,033 yards in those three contests. **1984:** Signed as an unrestricted free agent with Houston on February 3rd after six seasons in the CFL ... Started all 16 games and set a franchise record with 3,338 yards, completing 259 of 450 passes (57.6%) with 12 touchdowns and 14 interceptions ... Earned first team All-Rookie honors from the *Pro Football Writers*, UPI, *Pro Football Weekly* and *Football Digest* ... Broke Blanda's '61 club record of 3,330 yards and tied his mark of four 300-yard games, also set in '61 ... First regular season contest came vs. the L.A. Raiders (9/2) ... Got his first NFL 300-yard outing in his second game with the Oilers, throwing for 365 yards vs. Indianapolis (9/9) ... Went 130 passes without being picked off before suffering his initial NFL interception at the hands Falcons linebacker Jeff Jackson, who returned it for a 35-yard TD at Atlanta (9/23) ... Broke the 300-yard

barrier with 356 yards vs. San Francisco (10/21) ... First NFL win was a 17-16 decision at Kansas City (11/11) ... Added 303 yards vs. Pittsburgh (12/2) and 306 vs. Cleveland (12/16). **Canadian Football League (1978-83):** Signed with the Edmonton Eskimos in '78 prior to the NFL Draft ... Helped the Eskimos to five straight Grey Cup championships from '78-82 ... In 96 regular season CFL contests (41 starts), completed 1,369 passes on 2,382 attempts (57.5%) for 21,228 yards with 144 touchdowns and 77 interceptions ... Those passing stats translate to a 93.8 rating using the NFL formula ... Added 330 rushes for 1,700 yards and 16 scores ... Saw duty in 10 CFL playoff games with nine starts, hitting on 138 of 257 passes for 2,353 yards with 12 TDs and seven INTs, good for a 89.4 rating ... Rushed 68 times for 389 yards with two TDs in the CFL playoffs, as well ... Totaling his CFL regular and postseason tallies, his final tally in meaningful games north of the border includes 106 games (50 starts), 2,639 attempts, 1,507 completions, 21,366 yards, 156 TDs, 84 INTs, good for a 89.9 rating by NFL standards ... Named Grey Cup Most Valuable Player in '80 and '82 ... Surpassed the 5,000-yard barrier his final two Canadian seasons, getting exactly 5,000 yards in '82 and a then-league record 5,648 yards in '83 ... Had 31 TD passes in '83 and was the winner of the Schenley Award, emblematic of the CFL's Outstanding Player ... Set a then-CFL single-game mark with 555 yards, completing 31 of 51 passes with five touchdowns versus Montreal on October 15th of '83 ... His teams posted 78-23-5 regular season record (.813) and a 9-1 (.900) postseason mark ... His final game in Canada was his only postseason loss with the Eskimos, a 49-32 setback to the Winnipeg Blue Bombers in the '83 CFL Western Finals.

College: Produced 242 completions on 496 pass attempts for 3,277 yards with 19 touchdowns and 17 interceptions in three seasons (75-77) as a starter at the University of Washington after transferring to the school from West Los Angeles Junior College ... Named Pac 8 Conference Player of the Year as a senior in '77 when completed 133 passes of 199 attempts for 1,584 yards with 11 TDs and seven INTs ... Led the Huskies to the '78 Rose Bowl following his senior campaign, the school's first berth in that game since '63 ... Earned Rose Bowl Most Valuable Player honors after engineering a 27-20 upset of Michigan, hitting on 12 of 23 passes for 188 yards and two TDs ... Registered 81 completions on 175 attempts, good for 1,106 yards, six TDs and eight pickoffs as a junior in '76 ... Still owns the lowest seasonal INT percentage in Washington annals with a 1.64 mark with two interceptions on 122 pass attempts as a sophomore in '75, getting 48 completions for 587 yards with a pair of touchdowns and two INTs ... Inducted in to the Husky Hall of Fame in '84 and into the Rose Bowl Hall of Fame in '97 ... Majored in Communications at Washington.

Personal: Lettered three times at Hamilton High School in Los Angeles, where he earned All-America honors and was the city Most Valuable Player as a senior in '73 ... Named NFL's Man of the Year in '89 for his work in the community and established "The Crescent Moon Foundation" in '89 to raise money for college academic scholarships in Seattle, Los Angeles, Houston, and Minneapolis-St. Paul, and currently assists over 150 students ... Also works with the United Negro College Fund, United Way, the Sickle Cell Foundation, the Urban League, Ronald McDonald House, Special Olympics, March of Dimes, Muscular Dystrophy Association, Cystic Fibrosis Foundation, American Heart Association, Juvenile Diabetes, and the Cerebral Palsy Foundation ... In '88, he donated \$200,000 to build a community center to the Houston-area church he belongs to, Windsor Village United Methodist ... Former Houston Mayor Kathy Whitmire declared February 21st of '88, "Warren Moon Day" ... Was also named Houston Firefighter's Man of the Year in '89, the South Texas March of Dimes "Headliner of the Year," and was voted one of Five Outstanding Houstonians ... In May of '89, he received the National Urban Coalition Superstar Award in Washington, D.C., for his work with the "Say Yes to a Youngster's Future" program ... Selected to then-President George Bush's Media Advisory Committee for the '90 Economic Summit ... Worked with TNT as a reporter during the '95 NFL season and on NBA playoff coverage ... Has four children, Joshua (19), Chelsea (18), Blair (17) and Jeffrey (13) ... Full name: Harold Warren Moon.



**NFL LEADERS
PASSING YARDS, CAREER**

1. Dan Marino, 1983-99 61,361
2. John Elway, 1983-98 51,475
3. **Warren Moon, 1984-00 49,117**
4. Fran Tarkenton, 1961-78. 47,003
5. Dan Fouts, 1973-87 43,040



**NFL LEADERS
PASS ATTEMPTS, CAREER**

1. Dan Marino, 1983-99 8,358
2. John Elway, 1983-98 7,250
3. **Warren Moon, 1984-00 6,789**
4. Fran Tarkenton, 1961-78. 6,467
5. Dan Fouts, 1973-87 5,604



**NFL LEADERS PASS
COMPLETIONS, CAREER**

1. Dan Marino, 1983-99 4,967
2. John Elway, 1983-98 4,123
3. **Warren Moon, 1984-00 3,988**
4. Fran Tarkenton, 1961-78. 3,686
5. Joe Montana, 1979-94 3,409



**NFL LEADERS TOUCHDOWN
PASSES, CAREER**

1. Dan Marino, 1983-99. 420
2. Fran Tarkenton, 1961-78. 342
3. John Elway, 1983-98 300
4. **Warren Moon, 1984-00. 291**
5. Johnny Unitas, 1956-73. 290



MOON'S NFL STATISTICS



PASSING

Year	Team	G-S	Att.	Comp.	Yards	Comp. Pct.	Yds. Att.	TD	TD Pct.	INT.	INT. Pct.	LG	Sack/ Lost	Rating
1984	Houston	16-16	450	259	3338	57.6	7.42	12	2.7	14	3.1	76	47.0/371.0	76.9
1985	Houston	14-14	377	200	2709	53.1	7.19	15	4.0	19	5.0	80	46.0/366.0	68.5
1986	Houston	15-15	488	256	3489	52.5	7.15	13	2.7	26	5.3	81	41.0/332.0	62.3
1987	Houston	12-12	368	184	2806	50.0	7.63	21	5.7	18	4.9	83	25.0/198.0	74.2
1988	Houston	11-11	294	160	2327	54.4	7.91	17	5.8	8	2.7	57	12.0/120.0	88.4
1989	Houston	16-16	464	280	3631	54.4	7.83	23	5.0	14	3.0	55	35.0/267.0	88.9
1990	Houston	15-15	584	362	4689	62.0	8.03	33	5.7	13	2.2	87	36.0/252.0	96.8
1991	Houston	16-16	655	404	4690	61.7	7.16	23	3.5	21	3.2	61	23.0/174.0	81.7
1992	Houston	11-10	346	224	2521	64.7	7.29	18	5.2	12	3.5	72	16.0/105.0	89.3
1993	Houston	15-14	520	303	3485	58.3	6.70	21	4.0	21	4.0	80	34.0/218.0	75.2
1994	Minnesota	15-15	601	371	4264	61.7	7.09	18	3.0	19	3.2	65	29.0/235.0	79.9
1995	Minnesota	16-16	606	377	4228	62.2	6.98	33	5.4	14	2.3	85	38.0/277.0	91.5
1996	Minnesota	8-8	247	134	1610	54.3	6.52	7	2.8	9	3.6	54	19.0/122.0	68.7
1997	Seattle	15-14	528	313	3678	59.3	6.97	25	4.7	16	3.0	60	30.0/192.0	83.7
1998	Seattle	10-10	258	145	1632	56.2	6.33	11	4.3	8	3.1	45	22.0/140.0	76.6
1999	Kansas City	1-0	3	1	20	33.3	6.67	0	0.0	0	0.0	20	0.0/0.0	57.6
2000	Kansas City	2-1	34	15	208	44.1	6.12	1	2.9	1	2.9	41	5.0/46.0	61.9
Totals		208-203	6823	3988	49325	58.4	7.23	291	4.3	233	3.4	87	458.0/3415.0	81.1

RUSHING

Year	Team	No.	Yds.	Avg.	LG	TD
1984	Houston	58	211	3.6	31	1
1985	Houston	39	130	3.3	17	0
1986	Houston	42	157	3.7	19	2
1987	Houston	34	112	3.3	20	3
1988	Houston	33	88	2.7	14	5
1989	Houston	70	268	3.8	19	4
1990	Houston	55	215	3.9	17	2
1991	Houston	33	68	2.1	12	2
1992	Houston	27	147	5.4	23	1
1993	Houston	48	145	3.0	35	1
1994	Minnesota	27	55	2.0	12	0
1995	Minnesota	33	82	2.5	16	0
1996	Minnesota	9	6	0.7	5	0
1997	Seattle	17	40	2.4	17	1
1998	Seattle	16	10	0.6	9	0
1999	Kansas City	0	0	0.0	--	0
2000	Kansas City	2	2	1.0	2	0
Totals		543	1736	3.1	35	22

REGULAR SEASON

SINGLE GAME CAREER HIGHS

Pass Attempts: 57 vs. New Orleans (11/6/94)

Pass Completions: 41 vs. Dallas (11/10/91)

Passing Yards: 527 at Kansas City (12/16/90)

Comp. Pct.: 82.6 (19 of 23) vs. Miami (10/1/89)

TD Passes: 5, four times, last vs. Oakland (10/26/97)

Interceptions: 5, two times, last vs. Pittsburgh (9/6/92)

Long Pass: 87 at Kansas City (12/16/90)

Rushing Attempts: 10, two times, last vs. Pittsburgh (11/28/93)

Rushing Yards: 47 at Washington (9/15/85)

Rushing TDs: 2 at Pittsburgh (12/4/88)

Long Run: 35 at Buffalo (10/11/93)

POSTSEASON

PASSING

Year	Team	G-S	Att.	Comp.	Yards	Comp. Pct.	Yds. Att.	TD	TD Pct.	INT.	INT. Pct.	LG	Rating
1987	Houston	2-2	75	45	537	60.0	7.16	2	2.7	3	4.0	29	74.3
1988	Houston	2-2	59	33	453	55.9	7.68	1	1.7	4	6.8	35	58.0
1989	Houston	1-1	48	29	315	60.4	6.56	2	4.2	0	0.0	32	93.8
1990	Houston	0-0	0	0	0	0.0	0.00	0	0.0	0	0.0	--	--
1991	Houston	2-2	76	55	596	72.4	7.84	5	6.6	2	2.6	49	106.3
1992	Houston	1-1	50	36	371	72.0	7.42	4	8.0	2	4.0	32	103.0
1993	Houston	1-1	43	32	306	74.4	7.11	1	2.3	1	2.3	30	91.8
1994	Minnesota	1-1	52	29	292	55.8	5.61	2	3.8	1	1.9	38	76.8
1996	Minnesota	0-0	0	0	0	0.0	0.00	0	0.0	0	0.0	--	--
Totals		10-10	403	259	2870	64.3	7.12	17	4.2	14	3.5	49	84.8

Year	Team	No.	RUSHING			
			Yds.	Avg.	LG	TD
1987	Houston	9	13	1.4	7	0
1988	Houston	11	27	2.5	12	0
1989	Houston	3	12	4.0	5	0
1990	Houston	0	0	0.0	--	0
1991	Houston	5	24	4.8	15	0
1992	Houston	2	7	3.5	5	0
1993	Houston	3	22	7.3	17	0
1994	Minnesota	2	9	4.5	9	0
1996	Minnesota	0	0	0.0	--	0
Totals		35	114	3.3	17	0

**POSTSEASON
SINGLE GAME CAREER HIGHS**

Pass Attempts: 52 vs. Chicago (1/1/95) Long Pass: 49 at Denver (1/4/92)
Pass Completions: 36 at Buffalo (1/3/93) Long TD Pass: 29 vs. Seattle (1/3/88)
Passing Yards: 371 at Buffalo (1/3/93) Rushing Attempts: 7 vs. Pittsburgh (12/31/89)
Comp. Pct.: 75.0 (27 of 36) at Denver (1/4/92) Rushing Yards: 22, vs. Kansas City (1/16/94)
TD Passes: 4 at Buffalo (1/3/93) Long Run: 17 vs. Kansas City (1/16/94)
Interceptions: 3 at Cleveland (12/24/88)



MOON'S CFL STATISTICS



Year	Team	G-S	PASSING										
			Att.	Comp.	Yds.	Pct.	Att.	TD	Pct.	INT	Pct.	LG	Rating*
1978	Edmonton	16-0	173	89	1112	57.4	6.43	5	2.9	7	4.0	56	64.5
1979	Edmonton	16-0	274	149	2382	54.4	8.70	20	7.3	12	4.4	77	89.7
1980	Edmonton	16-0	331	181	3127	54.7	9.45	25	7.6	11	3.3	89	98.3
1981	Edmonton	16-9	378	237	3959	62.7	10.47	27	7.1	12	3.2	91	108.6
1982	Edmonton	16-16	562	333	5000	59.2	8.90	36	6.4	16	2.8	58	98.0
1983	Edmonton	16-16	664	380	5648	57.2	8.51	31	4.7	19	2.9	48	88.9
Totals		96-41	2382	1369	21228	57.5	8.91	144	6.0	77	3.2	91	93.8

Year	Team	No.	RUSHING			
			Yds.	Avg.	LG	TD
1978	Edmonton	30	114	3.8	17	1
1979	Edmonton	56	150	2.7	17	2
1980	Edmonton	55	352	6.4	29	3
1981	Edmonton	50	298	6.0	27	3
1982	Edmonton	54	259	4.8	33	4
1983	Edmonton	85	527	6.2	25	3
Totals		330	1700	5.2	33	16

**POSTSEASON
PASSING**

Year	Team	G-S	PASSING										
			Att.	Comp.	Yds.	Pct.	Att.	TD	Pct.	INT	Pct.	Rating*	
1978	Edmonton	1-0	0	0	0	0.0	0.00	0	0	0	0.0	0.0	
1979	Edmonton	2-2	32	15	286	46.9	8.94	3	9.4	0	0.0	109.8	
1980	Edmonton	2-2	66	38	655	57.6	9.92	4	6.1	3	4.5	93.0	
1981	Edmonton	2-2	67	33	481	49.3	7.18	1	1.5	0	0.0	78.1	
1982	Edmonton	2-2	64	39	662	60.9	10.34	3	4.7	2	3.1	98.7	
1983	Edmonton	1-1	28	13	269	46.4	9.61	1	3.6	2	7.1	63.2	
Totals		10-9	257	138	2353	53.7	9.16	12	4.7	7	2.7	89.4	

Year	Team	No.	RUSHING			
			Yds.	Avg.	TD	
1978	Edmonton	1	3	3.0	0	
1979	Edmonton	15	42	2.8	0	
1980	Edmonton	17	111	6.5	0	
1981	Edmonton	18	72	4.0	2	
1982	Edmonton	14	134	9.6	0	
1983	Edmonton	3	27	9.0	0	
Totals		68	389	5.7	2	



MOON'S COMBINED PRO STATISTICS



PASSING

	G-S	Att.	Comp.	Yards	Comp. Yds.		TD		INT		LG	Rating*
					Pct.	Att.	TD	Pct.	INT			
CFL Regular Season Totals	96-41	2382	1369	21228	57.5	8.91	144	6.0	77	3.2	91	93.8
CFL Postseason Totals	10-9	257	138	2353	53.7	9.16	12	4.7	7	2.7	--	89.4
CFL Career Totals	106-50	2639	1507	23641	57.1	8.10	156	5.9	84	3.2	91	89.9
NFL Regular Season Totals	208-203	6832	3988	49325	58.4	7.23	291	4.3	233	3.4	87	81.1
NFL Postseason Totals	10-10	403	259	2870	64.3	7.12	17	4.2	14	3.5	49	84.8
NFL Career Totals	216-212	7192	4,232	51987	58.9	7.23	307	4.3	246	3.4	87	81.4
Combined CFL/NFL Career Totals	324-263	9865	5753	75836	58.4	7.46	464	4.7	331	3.4	91	84.3

RUSHING

	No.	Yds.	Avg.	LG	TD
CFL Regular Season Totals	330	1700	5.2	33	16
CFL Postseason Totals	68	389	5.7	--	2
CFL Career Totals	398	2089	5.2	33	18
NFL Regular Season Totals	543	1736	3.2	35	22
NFL Postseason Totals	35	114	3.3	17	0
NFL Career Totals	578	1850	3.2	35	22
Combined CFL/NFL Career Totals	976	3939	4.0	35	40

*Based on NFL passer rating criteria.



WARREN MOON VS. THE NFL 1984-00



Team	G-S	Att.	Comp.	Yds.	Comp. Pct.	LG	TD	INT	Rating	300-Yard		Starting Record (Win %)
										Games	Record	
Arizona	5-5	174	98	1296	56.3	50t	11	4	91.5	2	4-1 (.800)	
Atlanta	5-5	194	111	1429	57.2	80t	11	6	86.6	2	2-3 (.400)	
Baltimore	1-1	19	12	140	63.2	60	1	1	81.1	0	0-1 (.000)	
Buffalo	8-7	206	117	1528	56.8	48	7	9	73.4	2	3-4 (.429)	
Carolina	1-1	34	19	209	55.9	29	2	1	81.9	0	1-0 (1.000)	
Chicago	8-8	281	168	2019	59.8	65t	9	8	80.7	2	4-4 (.500)	
Cincinnati	20-20	649	383	4902	59.0	76	37	22	87.6	4	13-7 (.650)	
Cleveland	19-19	590	336	4315	56.9	83t	25	22	78.6	5	8-11 (.421)	
Dallas	5-5	177	104	1259	58.8	57t	6	5	80.4	1	2-3 (.400)	
Denver	6-6	198	113	1409	57.1	72	9	3	88.1	2	1-5 (.167)	
Detroit	7-7	223	142	1824	63.7	85t	9	8	87.7	3	4-3 (.571)	
Green Bay	6-6	222	126	1291	56.8	44t	8	10	66.9	0	4-2 (.667)	
Indianapolis	9-8	296	185	2446	62.5	69t	14	8	93.7	5	5-3 (.625)	
Jacksonville	0-0	0	0	0.0	0.0	--	0	0	0.0	0	0-0 (.000)	
Kansas City	12-12	352	217	2614	61.6	87t	13	11	83.8	1	7-5 (.583)	
Miami	6-6	148	102	1236	68.9	80t	8	6	95.4	1	4-2 (.667)	
Minnesota	3-3	95	58	592	61.1	48	2	2	77.2	0	2-1 (.667)	
New England	4-4	136	76	946	55.9	65t	6	4	80.1	1	1-3 (.250)	
New Orleans	7-7	248	144	1746	58.1	77t	11	6	84.5	2	3-4 (.429)	
N.Y. Giants	4-4	142	84	1008	59.2	47	4	4	78.6	1	1-3 (.250)	
N.Y. Jets	5-5	192	125	1500	65.1	49	8	7	87.9	3	2-2 (.500)	
Oakland	7-7	254	142	1908	55.9	51	13	11	79.1	2	3-4 (.429)	
Philadelphia	2-2	67	37	466	55.2	35	3	0	92.1	0	1-1 (.500)	
Pittsburgh	21-21	648	364	4604	56.2	66t	25	30	72.3	3	10-11 (.476)	
St. Louis	6-5	196	112	1502	57.1	80t	5	9	71.1	3	2-3 (.400)	
San Diego	9-9	311	161	2040	51.8	75t	11	10	70.9	1	6-3 (.500)	
San Francisco	6-6	192	109	1359	56.8	53	14	8	85.8	1	2-4 (.333)	
Seattle	4-4	145	87	970	60.0	57t	5	6	74.2	1	1-2 (.333)	
Tampa Bay	6-6	216	132	1498	61.1	60t	7	7	79.2	1	3-3 (.500)	
Tennessee	2-2	83	55	549	66.3	49	2	2	82.9	0	2-0 (1.000)	
Washington	4-4	135	69	720	51.1	33t	5	3	70.1	0	2-2 (.500)	
Totals	207-203	6823	3988	49325	58.4	87t	291	233	81.1	49	103-100 (.507)	

MOON'S PRO MILESTONES

Date	Milestone	Opponent	Result
6/13/78	1st pro game with CFL's Edmonton Eskimos	Calgary	W, 33-17
11/26/78	1st of five straight Grey Cup wins with Edmonton	Montreal	W, 20-13
11/28/82	5th and final Grey Cup win with Edmonton	Toronto	W, 32-16
10/15/83	555 passing yards - then a CFL single-game record	Montreal	W, 45-32
10/29/83	Caps MVP season with 5,648 passing yards - then a CFL record	Toronto	L, 22-15
11/13/83	Final game with Eskimos - his only CFL career playoff loss	Winnipeg	L, 22-49
2/3/84	Signs with Houston Oilers		
9/2/84	1st NFL game/start, 1st NFL touchdown pass	L.A. Raiders	L, 14-24
9/9/84	1st NFL 300-yard passing game	Indianapolis	L, 21-35
9/23/84	1st NFL interception	at Atlanta	L, 10-42
11/11/84	1st NFL regular season victory	at Kansas City	W, 17-16
1/3/88	1st NFL playoff victory	Seattle	W, 23-20 (OT)
1/29/89	1st Pro Bowl appearance	NFC	L, 3-34
2/23/89	100th NFL touchdown pass	Cleveland	L, 20-24
9/9/90	100th NFL interception	at Atlanta	L, 27-47
12/16/90	527 passing yards - second-best game total in NFL history	at Kansas City	W, 27-10
9/1/91	100th NFL appearance/start	L.A. Raiders	W, 47-17
4/14/94	Signs with Minnesota Vikings		
9/25/94	200th NFL touchdown pass	Miami	W, 38-35
11/27/94	5,000th NFL pass attempt	Tampa Bay	L, 17-20 (OT)
12/17/94	3,000th NFL pass completion	at Detroit	L, 19-41
9/24/95	1st player to eclipse 60,000 career (CFL/NFL) passing yards	at Pittsburgh	W, 44-24
11/12/95	50th NFL regular or postseason 300-yard passing game	at Arizona	W, 30-24 (OT)
2/4/96	8th straight Pro Bowl appearance - NFL QB record	AFC	L, 13-20
9/15/96	200th NFL interception	at Chicago	W, 20-14
3/7/97	Signs with Seattle Seahawks		
2/1/98	9th Pro Bowl appearance - wins Pro Bowl MVP award	NFC	W, 29-24
9/13/98	100th NFL victory as a starting QB	Arizona	W, 33-14
10/4/98	200th NFL game	at Kansas City	L, 6-17
11/8/98	200th NFL start	Kansas City	W, 24-12
4/27/99	Signs with Kansas City Chiefs		
11/7/99	Throws first pass with Chiefs, his fifth professional team	at Indianapolis	L, 17-25
10/22/00	Throws his 291st and final NFL TD	St. Louis	W, 54-34
11/26/00	Plays the final game of his NFL career (208), his 203rd start	at San Diego	L, 16-17

Note: All milestones reflect regular season totals only unless otherwise indicated.



NFL LEADERS 4,000-YARD PASSING SEASONS, CAREER

1. Dan Marino, 1983-99 6
2. Warren Moon, 1984-00 4
3. Dan Fouts, 1973-87 3
Brett Favre, 1991-present 3
4. Steve Young, 1985-99 2
Drew Bledsoe, 1993-present 2

NFL LEADERS 3,000-YARD PASSING SEASONS, CAREER

1. Dan Marino, 1983-99 13
2. John Elway, 1983-98 12
3. Warren Moon, 1984-00 9
4. Joe Montana, 1979-94 8
Jim Kelly, 1986-96 8
Brett Favre, 1991-present 8



NFL LEADERS 400-YARD GAMES, CAREER

1. Dan Marino, 1983-99 13
2. Warren Moon, 1984-00 7
Joe Montana, 1979-94 7
4. Dan Fouts, 1973-87 6
5. Sonny Jurgensen, 1957-74
Dave Krieg, 1981-98 5

NFL LEADERS 300-YARD GAMES, CAREER

1. Dan Marino, 1983-99 63
2. Dan Fouts, 1973-87 51
3. Warren Moon, 1984-00 49
4. Joe Montana, 1979-94 39
5. John Elway, 1983-98 36



MOON'S GAME-BY-GAME PASSING

<i>1984 - Houston Oilers</i>										
Date	Opponent	Att.	Comp.	Yds.	LG	Comp.%	TD	INT	Sack/Lost	Result
9/2	L.A. Raiders	29	12	201	51	41.4	2	0	5.0/45.0	L* 14-24
9/9	Indianapolis	43	23	365	30	53.5	0	0	4.0/22.0	L* 21-35
9/16	@ San Diego	31	11	212	75	35.5	1	0	3.0/25.0	L* 14-31
9/23	@ Atlanta	28	17	208	26	60.7	1	1	4.0/21.0	L* 10-42
9/30	New Orleans	8	3	36	21	37.5	0	2	3.0/23.0	L* 10-27
10/7	@ Cincinnati	33	15	181	20	45.5	0	0	4.0/31.0	L* 3-13
10/14	@ Miami	28	19	170	28	67.9	1	1	1.0/14.0	L* 10-28
10/21	San Francisco	33	25	356	45	75.8	2	2	2.0/6.0	L* 21-34
10/28	Cincinnati	18	11	196	76	61.1	0	2	3.0/28.0	L* 13-31
11/4	@ Pittsburgh	20	10	133	24	50.0	0	0	5.0/48.0	L* 7-35
11/11	@ Kansas City	26	19	180	25	73.1	1	0	5.0/40.0	W* 17-16
11/18	N.Y. Jets	28	20	207	26	71.4	3	0	1.0/8.0	W* 31-20
11/25	@ Cleveland	20	9	84	15	45.0	0	2	4.0/46.0	L* 10-27
12/2	Pittsburgh	45	27	303	31	60.0	1	3	0.0/0.0	W* 23-23 (OT)
12/6	@ L.A. Rams	29	19	200	28	65.6	0	1	3.0/16.0	L* 16-27
12/16	Cleveland	31	19	306	47	61.1	0	0	0.0/0.0	L* 20-27
<i>1985 - Houston Oilers</i>										
Date	Opponent	Att.	Comp.	Yds.	LG	Comp.%	TD	INT	Sack/Lost	Result
9/8	Miami	17	12	270	80	70.6	1	1	3.0/41.0	W* 26-23
9/15	@ Washington	28	12	137	25	42.9	1	0	4.0/30.0	L* 13-16
9/22	@ Pittsburgh	18	10	92	23	55.6	0	1	3.0/17.0	L* 0-20
9/29	Dallas	26	11	215	57	42.3	1	4	12.0/82.0	L* 10-17
10/6	Denver	17	8	122	67	47.1	1	0	4.0/36.0	L* 20-31
10/13	Cleveland	23	14	97	17	60.1	0	1	5.0/28.0	L* 6-21
10/20	Cincinnati	31	20	266	52	64.5	2	0	0.0/0.0	W* 44-27
10/27	@ St. Louis	30	14	187	37	46.7	1	2	2.0/16.0	W* 20-10
11/3	Kansas City	35	24	255	24	68.6	2	1	2.0/14.0	W* 23-20
11/10	@ Buffalo	14	3	22	12	21.4	0	3	0.0/0.0	L* 0-20
11/17	Pittsburgh	3	2	13	9	66.7	0	0	1.0/15.0	L* 7-30
11/24	San Diego									W 37-35
12/1	@ Cincinnati									L 27-45
12/8	N.Y. Giants	47	26	330	47	55.3	2	2	3.0/32.0	L* 14-35
12/15	@ Cleveland	48	22	339	37	45.8	2	2	4.0/36.0	L* 21-28
12/22	@ Indianapolis	40	22	364	40	55.0	2	2	3.0/19.0	L* 16-34
<i>1986 - Houston Oilers</i>										
Date	Opponent	Att.	Comp.	Yds.	LG	Comp.%	TD	INT	Sack/Lost	Result
9/7	@ Green Bay	21	14	218	44	66.7	2	1	0.0/0.0	W* 31-3
9/14	Cleveland	31	22	264	28	71.0	1	3	0.0/0.0	L* 20-23
9/21	Kansas City	40	18	229	34	45.0	0	2	7.0/42.0	L* 13-27
9/28	Pittsburgh	42	22	237	35	52.4	1	1	6.0/37.0	L* 16-22 (OT)
10/5	@ Detroit	38	21	398	81	55.3	1	3	0.0/0.0	L* 13-24
10/12	Chicago	29	12	204	28	41.4	1	1	5.0/49.0	L* 7-20
10/19	@ Cincinnati	24	14	181	43	58.3	1	2	2.0/26.0	L* 28-31
10/26	L.A. Raiders	46	18	304	46	39.1	0	4	6.0/51.0	L* 17-28
11/2	Miami	8	5	45	10	62.5	0	1	2.0/20.0	L* 7-28
11/9	Cincinnati	44	25	310	45	56.8	1	0	1.0/13.0	W* 32-28
11/16	@ Pittsburgh	41	22	249	33	53.7	1	2	5.0/29.0	L* 10-21
11/23	Indianapolis	35	22	294	35	62.9	3	2	1.0/8.0	W* 31-17
11/30	@ Cleveland	23	5	68	24	21.7	0	4	2.0/19.0	L* 10-13 (OT)
12/7	@ San Diego									L 0-27
12/14	Minnesota	37	22	280	48	59.5	1	0	2.0/21.0	W* 23-10
12/21	Buffalo	29	14	208	36	48.3	0	0	2.0/17.0	W* 16-7
<i>1987 - Houston Oilers</i>										
Date	Opponent	Att.	Comp.	Yds.	LG	Comp.%	TD	INT	Sack/Lost	Result
9/13	L.A. Rams	43	21	310	59	48.6	2	2	2.0/23.0	W* 20-16
9/20	@ Buffalo	27	13	142	25	48.1	2	1	1.0/12.0	L* 30-34
9/27	L.A. Raiders									Cancelled/NFLPA Strike
10/4	@ Denver									Replacement Game
10/11	@ Cleveland									Replacement Game
10/18	New England									Replacement Game
10/25	Atlanta	34	15	242	41	44.1	3	2	1.0/8.0	W* 37-33
11/1	@ Cincinnati	29	18	191	33	62.1	2	1	6.0/46.0	W* 31-29
11/8	@ San Francisco	36	17	198	48	47.2	2	3	1.0/12.0	L* 20-27
11/15	@ Pittsburgh	22	16	239	46	72.7	2	0	1.0/18.0	W* 23-3
11/22	Cleveland	23	5	193	83	21.7	1	3	3.0/22.0	L* 7-40
11/29	@ Indianapolis	44	24	327	40	54.5	3	2	1.0/9.0	L* 27-51
12/6	San Diego	24	13	186	25	54.2	0	1	1.0/2.0	W* 33-18

12/13	@ New Orleans	36	16	258	50	44.4	1	0	2.0/14.0	L*	10-24
12/20	Pittsburgh	25	12	240	52	48.0	2	1	3.0/19.0	W*	24-16
12/27	Cincinnati	25	14	280	53	56.0	1	2	3.0/13.0	W*	21-17
Playoffs											
1/3/88	Seattle	32	21	273	29	65.6	1	1	2.0/14.0	W*	23-20 (OT)
1/10/88	@ Denver	43	24	264	24	55.8	1	2	0.0/0.0	L*	10-34

1988 - Houston Oilers

Date	Opponent	Att.	Comp.	Yds.	LG	Comp.%	TD	INT	Sack/Lost	Result	
9/4	@ Indianapolis	15	11	137	55	73.3	0	0	2.0/22.0	W*	17-14 (OT)
9/11	L.A. Raiders									W	38-35
9/18	@ N.Y. Jets									L	3-45
9/25	New England									W	31-6
10/2	@ Philadelphia									L	23-32
10/9	Kansas City									W	7-6
10/16	@ Pittsburgh	19	11	174	43	57.9	2	0	0.0/0.0	W*	34-14
10/23	@ Cincinnati	32	13	158	23	40.6	2	2	4.0/57.0	L*	21-44
10/30	Washington	30	16	192	33	53.3	3	1	1.0/8.0	W*	41-17
11/7	Cleveland	17	11	182	42	64.7	1	0	0.0/0.0	W*	24-17
11/13	@ Seattle	22	13	182	57	59.1	1	1	0.0/0.0	L*	24-27
11/20	Phoenix	31	17	266	50	54.8	3	0	1.0/5.0	W*	38-20
11/24	@ Dallas	29	15	226	33	51.7	1	0	2.0/16.0	W*	25-17
12/4	Pittsburgh	39	19	269	29	48.7	1	3	0.0/0.0	L*	34-37
12/11	Cincinnati	25	14	254	42	56.0	2	1	1.0/5.0	W*	41-6
12/18	@ Cleveland	35	20	287	31	57.1	1	0	1.0/7.0	L*	23-28
Playoffs											
12/24	@ Cleveland	26	16	213	35	61.5	1	3	1.0/8.0	W*	24-23
1/1/89	Buffalo	33	17	240	29	51.5	0	1	2.0/14.0	L*	10-17

1989 - Houston Oilers

Date	Opponent	Att.	Comp.	Yds.	LG	Comp.%	TD	INT	Sack/Lost	Result	
9/10	@ Minnesota	20	8	69	23	40.0	0	1	7.0/44.0	L*	7-38
9/17	@ San Diego	35	21	235	27	60.0	2	0	0.0/0.0	W*	34-27
9/24	Buffalo	42	28	338	48	66.7	1	2	3.0/27.0	L*	41-47 (OT)
10/1	Miami	23	19	254	42	82.6	2	0	2.0/13.0	W*	39-7
10/8	@ New England	29	14	227	48	48.3	1	2	3.0/25.0	L*	13-23
10/15	@ Chicago	26	16	317	47	61.5	2	2	0.0/0.0	W*	33-28
10/22	Pittsburgh	29	17	229	51	58.6	3	0	0.0/0.0	W*	27-0
10/29	@ Cleveland	25	15	241	55	60.0	1	0	3.0/31.0	L*	17-28
11/5	Detroit	38	30	345	32	78.9	2	1	0.0/0.0	W*	35-31
11/13	Cincinnati	33	17	198	36	51.5	1	1	2.0/23.0	W*	26-24
11/19	L.A. Raiders	30	20	249	42	66.7	2	1	0.0/0.0	W*	23-7
11/26	@ Kansas City	20	8	99	26	40.0	0	1	4.0/28.0	L*	0-34
12/3	@ Pittsburgh	20	12	171	37	60.0	2	0	3.0/27.0	W*	23-16
12/10	Tampa Bay	23	14	149	23	60.9	2	0	0.0/0.0	W*	20-17
12/17	@ Cincinnati	20	9	96	16	45.0	0	2	3.0/16.0	L*	7-61
12/23	Cleveland	51	32	414	37	62.7	2	1	5.0/33.0	L*	20-24
Playoffs											
12/31	Pittsburgh	48	29	315	32	60.4	2	0	0.0/0.0	L*	23-26 (OT)

1990 - Houston Oilers

Date	Opponent	Att.	Comp.	Yds.	LG	Comp.%	TD	INT	Sack/Lost	Result	
9/9	@ Atlanta	52	31	397	80	59.6	4	2	2.0/8.0	L*	27-47
9/16	@ Pittsburgh	48	24	284	24	50.0	0	4	4.0/26.0	L*	9-20
9/23	Indianapolis	39	29	308	28	74.4	3	1	1.0/5.0	W*	24-10
9/30	@ San Diego	46	27	355	31	58.7	2	1	3.0/26.0	W*	17-7
10/7	San Francisco	33	18	191	30	54.5	2	0	3.0/21.0	L*	21-24
10/14	Cincinnati	33	21	369	42	63.6	5	1	0.0/0.0	W*	48-17
10/21	New Orleans	37	23	202	19	62.2	1	0	0.0/0.0	W*	23-10
10/28	N.Y. Jets	43	30	381	31	69.8	1	0	5.0/38.0	L*	12-17
11/4	@ L.A. Rams	43	26	343	47	60.5	1	2	1.0/10.0	L*	13-17
11/18	@ Cleveland	32	24	322	46	75.0	5	0	5.0/38.0	W*	35-23
11/26	Buffalo	22	16	300	43	72.7	2	0	3.0/17.0	W*	27-24
12/2	@ Seattle	38	24	232	20	63.2	1	1	2.0/12.0	L*	10-13 (OT)
12/9	Cleveland	25	17	190	24	68.0	2	0	2.0/11.0	W*	58-14
12/16	@ Kansas City	45	27	527	87	60.0	3	0	3.0/22.0	W*	27-10
12/23	@ Cincinnati	48	25	288	34	52.1	1	1	2.0/18.0	L*	20-40
12/30	Pittsburgh									W	34-14
Playoffs											
1/6/91	@ Cincinnati									L	14-41

1991 - Houston Oilers										
Date	Opponent	Att.	Comp.	Yds.	LG	Comp.%	TD	INT	Sack/Lost	Result
9/1	L.A. Raiders	33	18	250	33	54.5	2	0	2.0/19.0	W* 47-17
9/8	@ Cincinnati	37	22	315	42	59.5	1	1	0.0/0.0	W* 30-7
9/16	Kansas City	38	29	233	19	76.3	1	0	1.0/6.0	W* 17-7
9/22	@ New England	44	20	268	40	45.5	2	2	0.0/0.0	L* 20-24
10/6	Denver	31	19	334	49	61.3	2	1	1.0/7.0	W* 42-14
10/13	@ N.Y. Jets	50	35	423	37	70.0	2	2	1.0/14.0	W* 23-20
10/20	@ Miami	35	21	171	21	60.0	1	3	1.0/9.0	W* 17-13
10/27	Cincinnati	37	24	289	61	64.9	3	2	1.0/5.0	W* 35-3
11/3	@ Washington	44	25	250	23	56.8	0	2	1.0/8.0	L* 13-16 (OT)
11/10	Dallas	56	41	432	28	73.2	0	0	2.0/7.0	W* 26-23 (OT)
11/17	Cleveland	44	31	399	42	70.5	3	1	1.0/4.0	W* 28-24
11/24	@ Pittsburgh	48	24	324	35	50.0	2	5	2.0/17.0	L* 14-26
12/2	Philadelphia	46	24	262	24	52.2	0	0	4.0/36.0	L* 6-13
12/8	Pittsburgh	36	23	254	22	63.9	1	1	3.0/25.0	W* 31-6
12/15	@ Cleveland	40	26	250	44	65.0	2	1	1.0/3.0	W* 17-14
12/21	N.Y. Giants	36	22	236	23	61.1	1	0	2.0/14.0	L* 20-24

Playoffs

12/29	N.Y. Jets	40	28	271	35	70.0	2	1	4.0/39.0	W* 17-10
1/4/92	@ Denver	36	27	325	49	75.0	3	1	0.0/0.0	L* 24-26

1992 - Houston Oilers										
Date	Opponent	Att.	Comp.	Yds.	LG	Comp.%	TD	INT	Sack/Lost	Result
9/6	Pittsburgh	45	29	330	47	64.4	2	5	0.0/0.0	L* 24-29
9/13	@ Indianapolis	39	29	361	69	74.4	2	0	2.0/11.0	W* 20-10
9/20	Kansas City	28	19	279	31	67.9	2	2	2.0/14.0	W* 23-20 (OT)
9/27	San Diego	28	17	175	33	60.7	1	0	0.0/0.0	W* 27-10
10/11	@ Cincinnati	32	21	216	27	65.6	5	2	0.0/0.0	W* 38-24
10/18	@ Denver	39	23	321	72	59.0	2	1	4.0/23.0	L* 21-27
10/25	Cincinnati	40	27	342	47	67.5	2	1	2.0/10.0	W* 26-10
11/1	@ Pittsburgh	19	13	104	17	68.4	0	0	1.0/6.0	L* 20-21
11/8	Cleveland	25	12	70	20	48.0	0	0	0.0/0.0	L* 14-24
11/15	@ Minnesota	38	28	243	19	73.7	1	1	5.0/41.0	W* 17-13
11/22	@ Miami					Inactive/Arm				L 16-19
11/26	@ Detroit					Inactive/Arm				W 24-21
12/7	Chicago					Inactive/Arm				W 24-7
12/13	Green Bay					Inactive/Arm				L 14-16
12/20	@ Cleveland					Inactive/Arm				W 17-14
12/27	Buffalo	13	6	80	21	46.2	1	0	0.0/0.0	W 23-7

Playoffs

1/3/93	@ Buffalo	50	36	371	32	72.0	4	2	4.0/24.0	L* 38-41 (OT)
--------	-----------	----	----	-----	----	------	---	---	----------	---------------

1993 - Houston Oilers										
Date	Opponent	Att.	Comp.	Yds.	LG	Comp.%	TD	INT	Sack/Lost	Result
9/5	@ New Orleans	32	21	241	41	65.6	1	1	3.0/28.0	L* 21-33
9/12	Kansas City	35	22	204	31	62.9	1	1	2.0/14.0	W* 30-0
9/19	@ San Diego	37	19	199	25	51.4	1	4	3.0/18.0	L* 17-18
9/26	L.A. Rams	42	19	310	80	45.2	1	2	4.0/22.0	L* 13-28
10/11	@ Buffalo	25	16	177	26	64.0	1	3	3.0/21.0	L* 7-35
10/17	@ New England	21	16	102	17	76.2	2	0	1.0/6.0	W 28-14
10/24	Cincinnati	34	24	253	21	70.6	2	1	1.0/9.0	W 28-12
11/07	Seattle	55	36	369	36	65.5	2	2	3.0/22.0	W* 24-14
11/14	@ Cincinnati	31	23	225	21	74.2	4	0	1.0/3.0	W* 38-3
11/21	@ Cleveland	40	19	187	29	47.5	1	2	1.0/5.0	W* 27-20
11/28	Pittsburgh	34	21	295	66	61.8	1	1	3.0/29.0	W* 27-3
12/5	Atlanta	42	24	342	42	57.1	1	0	2.0/6.0	W* 33-17
12/12	Cleveland	28	13	155	27	46.4	1	1	4.0/26.0	W* 19-17
12/19	@ Pittsburgh	38	19	268	38	50.0	1	0	1.0/2.0	W* 26-17
12/25	@ San Francisco	26	11	158	44	42.3	1	3	2.0/7.0	W* 10-7
1/2/94	N.Y. Jets					Did Not Play/Ribs				W 24-0

Playoffs

1/16/94	Kansas City	43	32	306	30	74.4	1	1	9.0/68.0	L* 20-28
---------	-------------	----	----	-----	----	------	---	---	----------	----------

1994 - Minnesota Vikings										
Date	Opponent	Att.	Comp.	Yds.	LG	Comp.%	TD	INT	Sack/Lost	Result
9/4	@ Green Bay	37	20	166	25	54.1	0	3	3.0/20.0	L* 10-16
9/11	Detroit	35	22	221	30	62.9	1	1	2.0/18.0	W* 10-3
9/18	@ Chicago	29	22	236	21	75.9	1	1	0.0/0.0	W* 42-14
9/25	Miami	37	26	326	44	70.3	3	0	2.0/15.0	W* 38-35
10/2	@ Arizona	47	29	355	34	61.7	1	2	1.0/15.0	L* 7-17
10/10	@ N.Y. Giants	34	23	299	45	67.6	1	1	1.0/7.0	W* 27-10

10/20	Green Bay	50	31	271	23	62.0	0	2	4.0/41.0	W*	13-10 (OT)
10/30	@ Tampa Bay	33	19	182	22	57.6	1	1	0.0/0.0	W*	36-13
11/6	New Orleans	57	33	420	59	57.9	3	1	3.0/10.0	W*	21-20
11/13	@ New England	42	26	349	65	61.9	1	0	1.0/10.0	L*	20-26 (OT)
11/20	N.Y. Jets	50	33	400	49	66.0	2	4	3.0/26.0	L*	21-31
11/27	Tampa Bay	46	24	286	40	52.2	1	1	5.0/40.0	L*	17-20 (OT)
12/1	Chicago	48	27	306	65	56.3	2	1	3.0/21.0	W*	33-27 (OT)
12/11	@ Buffalo	34	21	261	36	61.8	0	0	0.0/0.0	W*	21-17
12/17	@ Detroit	22	15	186	40	68.2	1	1	1.0/12.0	L*	19-41
12/26	San Francisco									W*	21-14

Did Not Play/Knee

Playoffs

1/1/95	Chicago	52	29	292	38	55.8	2	2	2.0/11.0	L*	18-35
--------	---------	----	----	-----	----	------	---	---	----------	----	-------

1995 - Minnesota Vikings

Date	Opponent	Att.	Comp.	Yds.	LG	Comp.%	TD	INT	Sack/Lost	Result	
9/3	Chicago	37	26	247	34	70.3	1	1	3.0/17.0	L*	14-31
9/10	Detroit	29	19	233	85	65.5	1	0	2.0/8.0	W*	20-10
9/17	Dallas	38	22	185	29	57.9	2	0	3.0/25.0	L*	17-23 (OT)
9/24	@ Pittsburgh	30	17	213	41	56.7	2	2	1.0/5.0	W*	44-24
10/8	Houston	43	28	289	49	65.1	2	2	1.0/8.0	W*	23-17 (OT)
10/15	@ Tampa Bay	48	33	332	33	68.8	1	2	0.0/0.0	L*	17-20 (OT)
10/22	@ Green Bay	35	16	119	18	45.7	1	2	3.0/43.0	L*	21-38
10/30	Chicago	42	28	252	19	66.7	0	0	4.0/25.0	L*	6-14
11/5	Green Bay	39	21	237	28	53.8	3	0	2.0/12.0	W*	27-24
11/12	@ Arizona	43	24	342	50	55.8	4	0	5.0/40.0	W*	30-24 (OT)
11/19	New Orleans	32	25	338	77	78.1	4	0	2.0/10.0	W*	43-24
11/23	@ Detroit	47	30	384	55	63.8	3	2	4.0/33.0	L*	38-44
12/3	Tampa Bay	32	20	272	60	62.5	2	2	1.0/1.0	W*	31-17
12/9	Cleveland	29	20	267	52	69.0	2	1	1.0/6.0	W*	27-11
12/18	@ San Francisco	39	22	224	53	56.4	3	0	5.0/35.0	L*	30-37
12/24	@ Cincinnati	43	26	294	51	60.5	2	0	1.0/9.0	L*	24-27

1996 - Minnesota Vikings

Date	Opponent	Att.	Comp.	Yds.	LG	Comp.%	TD	INT	Sack/Lost	Result	
9/1	Detroit	14	5	57	28	35.7	0	0	3.0/24.0	W*	17-13
9/8	@ Atlanta									W	23-17
9/15	@ Chicago	44	22	239	30	50.0	1	1	0.0/0.0	W*	20-14
9/22	Green Bay	40	24	280	35	60.0	2	2	2.0/17.0	W*	30-21
9/29	@ N.Y. Giants	25	13	143	23	52.0	0	1	2.0/3.0	L*	10-15
10/6	Carolina	34	19	209	29	55.9	2	1	4.0/17.0	W*	14-12
10/13	@ Tampa Bay	34	22	277	31	64.7	0	1	3.0/22.0	L*	13-24
10/28	Chicago	26	15	218	54	57.7	1	1	4.0/29.0	L*	13-15
11/3	Kansas City									L	6-21
11/10	@ Seattle	30	14	187	40	46.7	1	2	1.0/10.0	L*	23-42
11/17	@ Oakland									W	16-13 (OT)
11/24	Denver									L	17-21
12/1	Arizona									W	41-17
12/8	@ Detroit									W	24-22
12/15	Tampa Bay									W	21-10
12/22	@ Green Bay									L	10-38

Playoffs

12/28	@ Dallas									L	15-40
-------	----------	--	--	--	--	--	--	--	--	---	-------

1997 - Seattle Seahawks

Date	Opponent	Att.	Comp.	Yds.	LG	Comp.%	TD	INT	Sack/Lost	Result	
8/31	N.Y. Jets	21	7	89	19	33.3	0	1	0.0/0.0	L	3-41
9/7	Denver	33	20	222	29	60.6	1	1	1.0/2.0	L*	14-35
9/14	@ Indianapolis	36	24	270	22	63.2	1	1	1.0/0.0	W*	31-3
9/21	San Diego	34	17	253	53	50.0	2	2	1.0/2.0	W*	26-22
9/28	@ Kansas City	26	19	252	54	73.1	2	1	3.0/32.0	L*	17-20 (OT)
10/5	Tennessee	40	27	280	26	67.5	0	0	2.0/22.0	W*	16-13
10/19	@ St. Louis	36	24	261	34	66.7	2	1	1.0/10.0	W*	17-9
10/26	Oakland	44	28	409	45	63.6	5	2	0.0/0.0	W*	45-34
11/2	@ Denver	46	28	256	21	60.9	3	0	2.0/11.0	L*	27-30
11/9	@ San Diego	45	24	295	40	53.3	2	1	2.0/14.0	W*	37-31
11/16	@ New Orleans	46	23	251	34	50.0	1	2	3.0/22.0	L*	17-20 (OT)
11/23	Kansas City	37	20	248	34	54.1	1	1	5.0/25.0	L*	14-19
11/30	@ Atlanta	38	24	240	25	63.2	2	1	3.0/12.0	L*	17-24
12/7	@ Baltimore	19	12	140	60	63.2	1	1	3.0/23.0	L*	24-31
12/14	@ Oakland									W	22-21
12/21	San Francisco	25	16	232	37	64.0	4	0	3.0/17.0	W*	38-9

Did Not Play/Ribs

1998 - Seattle Seahawks

Date	Opponent	Att.	Comp.	Yds.	LG	Comp.%	TD	INT	Sack/Lost	Result	
9/6	@ Philadelphia	21	13	204	35	61.9	3	0	0.0/0.0	W* 38-0	
9/13	Arizona	23	14	146	23	60.9	2	0	3.0/25.0	W* 33-14	
9/20	Washington	33	16	141	21	48.5	1	0	1.0/5.0	W* 24-14	
9/27	@ Pittsburgh	27	14	183	40	51.9	1	1	4.0/14.0	L* 10-13	
10/4	@ Kansas City	2	0	0	0	0.0	0	0	0.0/0.0	L* 6-17	
10/11	Denver	32	15	154	23	46.9	0	0	2.0/14.0	L* 16-21	
10/25	@ San Diego	<i>Did Not Play/Inactive</i>									W* 27-20
11/1	Oakland	39	29	275	25	74.4	1	1	3.0/22.0	L* 18-31	
11/8	Kansas City	20	12	108	45	60.0	0	2	2.0/14.0	W* 24-12	
11/15	@ Oakland	33	17	220	28	51.5	1	3	5.0/28.0	L* 17-20	
11/22	@ Dallas	28	15	201	44	53.6	2	1	2.0/18.0	L* 22-30	
11/29	Tennessee	<i>Did Not Play</i>									W 20-18
12/6	@ N.Y. Jets	<i>Did Not Play</i>									L 31-32
12/13	San Diego	<i>Did Not Play</i>									W 38-17
12/20	Indianapolis	<i>Did Not Play</i>									W 27-23
12/27	@ Denver	<i>Did Not Play</i>									L 21-28

1999 - Kansas City Chiefs

Date	Opponent	Att.	Comp.	Yds.	LG	Comp.%	TD	INT	Sack/Lost	Result	
9/12	@ Chicago	<i>Did Not Play</i>									L 17-20
9/19	Denver	<i>Did Not Play</i>									W 26-10
9/26	Detroit	<i>Did Not Play</i>									W 31-21
10/3	@ San Diego	<i>Did Not Play</i>									L 14-21
10/10	New England	<i>Did Not Play</i>									W 16-14
10/21	@ Baltimore	<i>Did Not Play</i>									W 35-8
10/31	San Diego	<i>Did Not Play</i>									W 34-0
11/7	@ Indianapolis	3	1	20	20	33.3	0	0	0.0/0.0	L 17-25	
11/14	@ Tampa Bay	<i>Did Not Play</i>									L 10-17
11/21	Seattle	<i>Did Not Play</i>									L 19-31
11/28	@ Oakland	<i>Did Not Play</i>									W 37-34
12/5	@ Denver	<i>Did Not Play</i>									W 16-10
12/12	Minnesota	<i>Did Not Play</i>									W 31-28
12/18	Pittsburgh	<i>Did Not Play</i>									W 35-19
12/26	@ Seattle	<i>Did Not Play</i>									L 14-23
1/2	Oakland	<i>Did Not Play</i>									L 38-41 (OT)

2000 - Kansas City Chiefs

Date	Opponent	Att.	Comp.	Yds.	LG	Comp.%	TD	INT	Sack/Lost	Result	
9/3	Indianapolis	<i>Did Not Play</i>									L 14-27
9/10	@ Tennessee	<i>Did Not Play</i>									L 14-17 (OT)
9/17	San Diego	<i>Did Not Play</i>									W 42-10
9/24	@ Denver	<i>Did Not Play</i>									W 23-22
10/2	Seattle	<i>Did Not Play</i>									W 24-17
10/15	Oakland	<i>Did Not Play</i>									L 17-20
10/22	St. Louis	3	3	78	30	100.0	1	0	0.0/0.0	W 54-34	
10/29	@ Seattle	<i>Did Not Play</i>									W 24-29
11/5	@ Oakland	<i>Did Not Play</i>									L 31-49
11/12	@ San Francisco	<i>Did Not Play</i>									L 7-21
11/19	Buffalo	<i>Did Not Play</i>									L 17-21
10/22	@ San Diego	31	12	130	41	38.7	0	1	5.0/46.0	L* 16-17	
12/4	@ New England	<i>Did Not Play</i>									L 24-30
12/10	Carolina	<i>Did Not Play</i>									W 15-14
12/17	Denver	<i>Did Not Play</i>									W 20-7
12/24	@ Atlanta	<i>Did Not Play</i>									L 13-29

*Indicates games started.

Edmonton Eskimos 1978-83 ▶

Minnesota Vikings 1994-96 ▶

Seattle Seahawks 1997-98 ▶

Kansas City Chiefs 1999-2000 ▶

Houston Oilers 1984-93 ▶



2001 ALPHABETICAL ROSTER

NO.	NAME	POS.	HT.	WT.	D.O.B.	EXP.	COLLEGE	HOMETOWN	HOW ACQUIRED
82	Alexander, Derrick	WR	6-2	206	11/6/71	8	Michigan	Detroit, Mich.	UFA (BAL)-98
72	Alford, Darnell	OT	6-4	328	6/11/77	2	Boston College	Fredericksburg, Va.	D6-00
75	Allen, Ian	G	6-4	320	7/22/78	R	Purdue	Fairburn, Ga.	FA-01
26	Allen, Tajé	CB	5-11	183	11/6/73	5	Texas	Lubbock, Texas	UFA (STL)-01
69	Allotey, Victor	G	6-3	338	4/8/75	4	Indiana	Brooklyn, N.Y.	FA-01
35	Atkins, Larry	LB	6-3	243	7/21/75	3	UCLA	Venice, Calif.	D3b-99
45	Baber, Billy	TE	6-3	258	1/17/79	R	Virginia	Charlottesville, Va.	D5a-01
24	Bartee, William	CB	6-1	196	6/25/77	2	Oklahoma	Daytona Beach, Fla.	D2-00
71	Beisel, Monty	DE	6-3	267	8/20/78	R	Kansas State	Douglas, Kan.	D4a-01
29	Belsler, Jason	S	5-10	191	5/28/70	10	Oklahoma	Kansas City, MO	FA-01
23	Blaylock, Derrick	RB	5-9	200	8/23/79	R	Stephen F. Austin	Atlanta, Texas	D5b-01
65	Blick, John	OT	6-6	315	2/10/78	1	Penn State	Saylorsburg, Pa.	FA-00
6	Brister, Bubby	QB	6-3	205	8/15/62	15	NE Louisiana	Alexandria, La.	FA-01
93	Browning, John	DT	6-4	293	9/30/73	6	West Virginia	Miami, Fla.	D3-96
56	Bush, Lew	LB	6-2	249	12/2/69	7	Washington State	Atlanta, Ga.	FA-00
51	Cadrez, Glenn	LB	6-2	241	1/2/70	10	Houston	El Centro, Calif.	FA-01
46	Carter, Dyshod	CB	5-10	197	6/18/78	R	Kansas State	Denver, Col.	FA-01
99	Clemons, Duane	DE	6-5	278	5/23/74	6	California	Riverside, Calif.	FA-00
34	Cloud, Mike	RB	5-10	205	7/1/75	3	Boston College	Portsmouth, R.I.	D2-99
15	Collins, Todd	QB	6-4	219	11/5/71	7	Michigan	Walpole, Mass.	W (BUF)-98
39	Crockett, Ray	CB	5-10	184	1/5/67	13	Baylor	Dallas, Texas	FA-01
41	Dennis, Pat	CB	6-0	213	6/3/78	2	Louisiana - Monroe	Shreveport, La.	D5b-00
79	Downing, Eric	DT	6-3	314	9/16/78	R	Syracuse	Ahoskie, N.C.	D3a-01
89	Dunn, Jason	TE	6-6	273	11/15/73	5	Eastern Kentucky	Harrodsburg, Kent.	FA-00
59	Edwards, Donnie	LB	6-2	227	4/6/73	6	UCLA	Chula Vista, Calif.	D4-96
83	Gammon, Kendall	TE	6-4	255	10/23/68	10	Pittsburg State	Wichita, Kan.	UFA (NO)-00
94	Gholston, Kendrick	DE	6-4	280	4/30/75	1	Louisville	Chicago, Ill.	FA-00
88	Gonzalez, Tony	TE	6-4	248	2/27/76	5	California	Huntington Beach, Calif.	D1-97
10	Green, Trent	QB	6-3	210	7/19/70	8	Indiana	Cedar Rapids, Iowa	T (STL)-01
20	Hall, Dante	WR	5-8	193	9/1/78	2	Texas A&M	Lufkin, Texas	D5a-00

NO.	NAME	POS.	HT.	WT.	D.O.B.	EXP.	COLLEGE	HOMETOWN	HOW ACQUIRED
17	Hall, Ricky	WR	6-2	207	1/17/76	1	Virginia Tech	Blacksburg, Va.	FA-01
42	Harts, Shaunard	S	5-11	207	8/4/78	R	Boise State	Pittsburg, Cal.	D7a-01
14	Helming, Ryan	QB	6-2	218	12/14/77	R	Northern Iowa	Springfield, Mo.	FA-01
98	Hicks, Eric	DE	6-6	286	6/17/76	4	Maryland	Erie, Pa.	FA-98
67	Hobgood-Chittick, Nate	DT	6-3	290	11/30/74	4	North Carolina	New Haven, Conn.	FA-0131
31	Holmes, Priest	RB	5-9	213	10/7/73	5	Texas	Fort Smith, Ark.	UFA (BAL)-01
81	Home, Tony	WR	5-9	185	3/21/76	4	Clemson	Rockingham, N.C.	RFA (STL)-01
51	Hunt, Robert	G	6-3	309	7/22/75	1	Virginia	Newport News, Va.	FA-01
64	Jacobs, John	G	6-6	335	12/1/72	1	Baker	Baldwin City, Kan.	FA-01
73	Jones, Willie	OT	6-6	358	12/17/75	1	Grambling	Pahokee, Fla.	FA-00
91	Jordan, Richard	LB	6-1	257	12/1/74	4	Missouri Southern	Hillsboro, Texas	FA-01
54	Kazadi, Muadianvita	LB	6-3	236	12/20/73	2	Tulsa	Zaire, Africa	FA-01
5	Klrmic, Dave	WR	5-11	186	6/16/78	R	Northeastern	Somers Point, N.J.	FA-01
67	Kubik, Brad	C/G	6-3	306	3/31/75	3	S.W. Missouri St.	Springfield, Mo.	FA-98
38	Layne, George	FB	5-11	250	10/9/78	R	TCU	Alvin, Texas	D4b-01
90	Martin, Steve	DT	6-4	319	5/31/74	6	Missouri	Jefferson City, Mo.	UFA (PHI)-00
57	Maslowski, Mike	LB	6-1	243	7/11/74	3	Wisconsin - La Crosse	Thorp, Wis.	FA-99
75	McCleary, Norris	DT	6-6	305	5/10/77	1	East Carolina	Shelby, N.C.	FA-00
47	McCullough, George	CB	5-10	189	2/18/75	4	Baylor	Galveston, Texas	FA-01
13	Minnis, Marvin	WR	6-1	172	2/6/77	R	Florida State	Miami, Fla.	D3b-01
22	Moreau, Frank	RB	6-0	223	9/9/76	2	Louisville	Elizabethtown, Kent.	D4-00
84	Morris, Sylvester	WR	6-3	216	10/6/77	2	Jackson State	New Orleans, La.	D1-00
9	Moses, J.J.	WR	5-6	178	9/12/79	R	Iowa State	Waterloo, Iowa	FA-01
47	Muther, Pete	TE	6-3	238	6/9/77	1	Tulsa	Kansas City, Mo.	FA-01
7	Ornsteir, Gus	QB	6-1	215	11/23/74	1	Rowan	New York, N.Y.	FA-01
52	O'Neal, Andre	LB	6-1	234	12/12/75	2	Marshall	Decatur, Ga.	FA-00
97	Owens, Rich	DE	6-6	288	5/22/72	7	Lehigh	Philadelphia, Pa.	UFA-01
80	Parker, Larry	WR	6-1	206	7/14/76	3	Southern California	Bakersfield, Calif.	D4-99
53	Patton, Marcus	LB	6-2	239	5/1/67	12	UCLA	Lawndale, Calif.	UFA (WAS)-99
12	Perez, Joe	WR	6-0	202	5/21/77	2	Murray State	Overland Park, Kan.	FA-00

NO.	NAME	POS.	HT.	WT.	D.O.B.	EXP.	COLLEGE	HOMETOWN	HOW ACQUIRED
2	Peterson, Todd	K	5-10	180	2/4/70	7	Georgia	Washington, D.C.	FA-00
95	Ransom, Derrick	DE	6-3	311	9/13/76	4	Cincinnati	Indianapolis, Ind.	D6-98
49	Richardson, Tony	FB	6-1	232	12/17/71	7	Auburn	Daleville, Ala.	FA-95
85	Ricks, Mikhael	TE	6-5	242	11/14/74	4	Stephen F. Austin	Anahuac, Texas	FA-00
66	Riley, Victor	OT	6-5	328	11/4/74	4	Auburn	Swansea, S.C.	D1-98
48	Robertson, Wes	LB	6-2	229	11/19/78	R	Rutgers	Camden, N.J.	FA-01
73	Sands, Terrell	DT	6-7	340	10/3/179	R	UT - Chattanooga	Chattanooga, Ten.	D7b-01
68	Shields, Will	G	6-3	315	9/15/71	9	Nebraska	Lawton, Okla.	D3-93
11	Simon, Geroy	WR	6-1	196	9/11/75	1	Maryland	Johnstown, Pa.	FA-01
70	Spears, Marcus	G/T	6-4	316	9/28/71	8	N.W. (La.) State	Scottsbluff, La.	FA-97
55	Stills, Gary	LB	6-2	235	7/11/74	3	West Virginia	Trenton, N.J.	D3a-99
4	Stryzinski, Dan	P	6-2	203	5/15/65	12	Indiana	Vincennes, Ind.	UFA (ATL)-01
74	Sulfsted, Alex	G	6-3	312	12/21/77	R	Miami (Ohio)	Lebanon, Ohio	D6-01
76	Tait, John	OT	6-6	305	1/26/75	3	Brigham Young	Phoenix, Ariz.	D1-99P
48	Thomas, Mark	TE	6-4	253	4/26/76	1	North Carolina State	Kinston, N.C.	FA-01
87	Thomas, Chris	WR	6-0	190	7/16/71	5	Cal-Poly SLO	Ventura, Calif.	FA-01
65	Threats, Jabbar	DE	6-5	268	4/26/75	3	Michigan State	Springfield, Ohio	FA-01
50	Tisdale, Casey	LB	6-6	256	6/18/76	1	New Mexico	Oakland, Calif.	FA-01
30	Trout, Brad	S	6-0	204	1/22/75	1	Valdosta State	Miami, Fla.	FA-01
1	Tynes, Lawrence	K	6-0	187	5/3/78	R	Troy State	Milton, Fla.	FA-01
27	Walker, Bracy	S	6-0	207	10/28/70	8	North Carolina	Fayetteville, N.C.	FA-98
44	Warfield, Eric	CB	6-0	198	3/3/76	4	Nebraska	Texarkana, Ark.	D7a-98
77	Warren, Jesse	DE	6-3	263	3/21/78	1	Colorado	Dallas, Texas	W (TEN)-01
64	Washington, Thomas	DT	6-3	332	12/12/76	2	Winston-Salem St.	Charleston, S.C.	FA-00
54	Waters, Brian	C	6-3	315	2/18/77	2	North Texas	Waxahachie, Texas	FA-00
25	Wesley, Greg	S	6-2	208	3/19/78	2	Arkansas-Pine Bluff	England, Ark.	D3-00
62	Wiegmann, Casey	C	6-2	285	7/20/75	5	Iowa	Parkersburg, Iowa	UFA (CHI)-01
92	Williams, Dan	DT	6-4	290	12/15/69	8	Toledo	Ypsilanti, Mich.	FA-97
43	Williams, Jermaine	FB	5-11	245	7/3/72	4	Houston	Greenville, N.C.	FA-01
96	Williams, Tyrone	DT	6-4	286	10/22/72	4	Wyoming	Papillion, Neb.	FA-00
60	Willis, Donald	G	6-3	330	7/15/73	4	North Carolina A&T	Goleta, Calif.	FA-00
21	Woods, Jerome	S	6-2	207	3/17/73	6	Memphis	Memphis, Tenn.	D1-96

*NFL Europe Players in Italics**

2001 POSITION-BY-POSITION BREAKDOWN

QUARTERBACKS			LINEBACKERS			
NO.	NAME	COLLEGE	NFL EXP.	NAME	COLLEGE	
47	Muther, Pete	Tulsa	1	35	Atkins, Larry	UCLA
85	Ricks, Mikhael	Stephen F. Austin	4	56	Bush, Lew	Washington State
48	Thomas, Mark	North Carolina State	1	51	Cadrez, Glenn	Houston
				59	Edwards, Donnie	UCLA
				91	Jordan, Richard	Missouri Southern
				54	Kazadi, Muadianvita	Tulsa
				57	Maslowski, Mike	Wisconsin-LaCrosse
				52	O'Neal, Andre	Marshall
				48	Roberts, Marcus	UCLA
				55	Sills, Gary	West Virginia
				50	Tisdale, Casey	New Mexico
OFFENSIVE LINE			DEFENSIVE BACKS			
NO.	NAME	COLLEGE	NFL EXP.	NAME	COLLEGE	
72	Alford, Darnell	Boston College	2	26	Allen, Taje	Texas
75	Allen, Ian	Purdue	R	24	Bartee, William	Oklahoma
69	Altoley, Victor	Indiana	4	23	Belser, Jason	Oklahoma
65	Blick, John	Penn State	1	46	Carter, Dyshod	Kansas State
51	Hunt, Robert	Virginia	1	39	Crockett, Ray	Baylor
64	Jacobs, John	Baker	1	41	Dennis, Pat	Louisiana Monroe
73	Jones, Willie	Grambling	1	42	Harris, Shaunard	Boise State
67	Kubik, Brad	S.W. Missouri St.	3	47	McCullough, George	Baylor
66	Riley, Victor	Auburn	4	30	Trout, Brad	Valdosta State
68	Shields, Will	Nebraska	9	27	Walker, Bracy	North Carolina
70	Spears, Marcus	N.W. (La.) State	8	44	Warfield, Eric	Nebaska
74	Sulftsted, Alex	Miami (Ohio)	R	25	Wesley, Greg	Arkansas-Pine Bluff
76	Tait, John	Brigham Young	3	21	Woods, Jerome	Memphis
54	Waters, Brian	Iowa	2			
62	Wiegmann, Casey	North Texas	5			
60	Willis, Donald	North Carolina A&T	4			
DEFENSIVE LINE			KICKERS			
NO.	NAME	COLLEGE	NFL EXP.	NAME	COLLEGE	
71	Beisel, Monty	Kansas State	R	1	Tynes, Lawrence	Troy State
93	Browning, John	West Virginia	6	2	Peterson, Todd	Georgia
99	Clemons, Duane	California	6	4	Stryzinski, Dan	Indiana
79	Downing, Eric	Syracuse	R			
94	Gholston, Kendrick	Louisville	1			
98	Hicks, Eric	Maryland	4			
67	Hogbood-Chittick, Nate	North Carolina	4			
90	Martin, Steve	Missouri	6			
75	McCleary, Norris	East Carolina	1			
97	Owens, Rich	Lehigh	7			
95	Ransom, Derrick	Cincinnati	4			
73	Sands, Terrell	UT - Chattanooga	R			
65	Threats, Jabbar	Michigan State	3			
77	Warren, Jesse	Colorado	1			
64	Washington, Thomas	Winston-Salem St.	2			
WIDE RECEIVERS			TIGHT ENDS			
NO.	NAME	COLLEGE	NFL EXP.	NAME	COLLEGE	
81	Horne, Tony	Virginia Tech	4	45	Baber, Billy	Virginia
5	Klemic, Dave	Northeastern	R	89	Dunn, Jason	Eastern Kentucky
13	Minnis, Marvin	Florida State	R	83	Gammon, Kendall	Pittsburg State
84	Morris, Sylvester	Jackson State	R	88	Gonzalez, Tony	California
9	Moses, J.J.	Iowa State	R			
80	Parker, Larry	Southern California	3			
12	Perez, Joe	Murray State	2			
11	Simon, Geroy	Maryland	1			
87	Thomas, Chris	Cal-Poly SLO	5			

2000 STATISTICAL REVIEW

2000 RESULTS (7-9, 3rd AFC WEST)

Preseason		Record: 0-4	
08/05	L 10-14	at Tennessee	68,016
08/13	L 10-33	SAN FRANCISCO	76,682
08/19	L 22-26	JACKSONVILLE	75,120
08/25	L 14-37	at Tampa Bay	64,267
Regular Season		Record: 7-9	
09/03	L 14-27	INDIANAPOLIS	78,357
09/10	L 14-17 OT	at Tennessee	68,203
09/17	W 42-10	SAN DIEGO	77,604
09/24	W 23-22	at Denver	74,596
10/02	W 24-17	SEATTLE (MON.) (N)	82,893*
10/15	L 17-20	OAKLAND	79,025
10/22	W 54-34	ST. LOUIS	79,142
10/29	W 24-19	at Seattle	62,141
11/05	L 31-49	at Oakland	62,428
11/12	L 7-21	at San Francisco	68,002
11/19	L 17-21	BUFFALO	78,457
11/26	L 16-17	at San Diego	47,228
12/4	L 24-30	at New England (Mon.) (N)	60,292
12/10	W 15-14	CAROLINA	77,481
12/17	W 20-7	DENVER	78,406
12/24	L 13-29	at Atlanta	41,017

*Arrowhead Attendance: 78,502

Kauffman Stadium Simulcast Attendance: 4,391

2000 TEAM STATISTICS

	CHIEFS	OPP.				
TOTAL FIRST DOWNS	321	330				
Rushing	84	103				
Passing	207	201				
Penalty	30	26				
3rd Down: Made/Att.	75/204	84/207				
3rd Down Pct.	36.8	40.6				
4th Down: Made/Att.	4/13	8/11				
4th Down Pct.	30.8	72.7				
POSSESSION AVG.	27:36	32:24				
TOTAL NET YARDS	5614	5280				
Avg. Per Game	350.9	330.0				
Total Plays	999	1041				
Avg. Per Play	5.6	5.1				
NET YARDS RUSHING	1465	1809				
Avg. Per Game	91.6	113.1				
Total Rushes	383	441				
NET YARDS PASSING	4149	3471				
Avg. Per Game	259.3	216.9				
Sacked/Yards Lost	34/259	51/266				
Gross Yards	4408	3737				
Att./Completions	582/342	549/358				
Completion Pct.	58.8	65.2				
Had Intercepted	15	15				
PUNTS/AVERAGE	82/44.6	78/43.1				
NET PUNTING AVG.	82/35.8	78/36.8				
PENALTIES/YARDS	118/848	108/1020				
FUMBLES/BALL LOST	23/11	19/14				
TOUCHDOWNS	44	42				
Rushing	12	13				
Passing	29	25				
Returns	3	4				
SCORE BY PERIODS	1	2	3	4	OT	Total
CHIEFS TOTAL	50	99	82	124	0	355
Opp. Total	75	123	64	89	3	354

PASSING

	Att.	Cmp.	Yds.	Cmp%	Yds/Att.	TD	TD%	INT	INT%	LG	Sack/Lost	Rating
Grbac	547	326	4169	59.6	7.62	28	5.1	14	2.6	811	29.0/213.0	89.9
Moon	34	15	208	44.1	6.12	1	2.9	1	2.9	41	5.0/46.0	61.9
Morris	1	1	31	100.0	31.00	0	0.0	0	0.0	31	0.0/0.0	118.8
CHIEFS TOTAL	582	342	4408	58.8	7.57	29	5.0	15	2.6	811	34.0/259.0	88.5
Opp. Total	549	358	3737	65.2	6.81	25	4.6	15	2.7	47	51.0/266.0	88.6

2000 INDIVIDUAL STATISTICS

PASS RECEIVING

	No.	Yds.	Avg.	LG	TD
Gonzalez	93	1203	12.9	39	9
Alexander	78	1391	17.8	81t	10
Richardson	58	468	8.1	24	3
Morris	48	678	14.1	47	3
Lockett	33	422	12.8	34t	2
Anders	15	76	5.1	12	0
Drayton	8	70	8.8	21	2
Parker	3	41	13.7	27	0
Dunn	2	26	13.0	20	0
Bennett	2	17	8.5	13	0
Cloud	2	16	8.0	13	0
CHIEFS TOTAL	342	4408	12.9	81t	29
Opp. Total	358	3737	10.4	47	25

RUSHING

	No.	Yds.	Avg.	LG	TD
Richardson	147	697	4.7	33	3
Anders	76	331	4.4	69	2
Moreau	67	179	2.7	22	4
Grbac	30	110	3.7	22	1
Cloud	30	84	2.8	15t	1
Alexander	3	45	15.0	26	0
Bennett	27	24	0.9	6	1
Moon	2	2	1.0	2	0
Parker	1	-7	-7.0	-7	0
CHIEFS TOTAL	383	1465	3.8	69	12
Opp. Total	441	1822	4.1	50	13

PUNTING

	No.	Yds.	Avg.	Net	TB	In20	LG	Blk.
Sauerbrun	82	3656	44.6	35.8	8	28	68	0
CHIEFS TOTAL	82	3656	44.6	35.8	8	28	68	0
Opp. Total	78	3363	43.1	36.8	10	18	64	1

PUNT RETURNS

	No.	FC	Yds.	Avg.	LG	TD
Lockett	26	6	208	8.0	26	0
Hall	6	5	37	6.2	22	0
Parker	5	1	50	10.0	17	0
CHIEFS TOTAL	37	12	295	8.0	28	0
Opp. Total	43	18	559	13.0	41	0

KICKOFF RETURNS

	No.	Yds.	Avg.	LG	TD
Cloud	36	779	21.6	38	0
Hall	17	358	21.1	36	0
Parker	14	279	19.9	27	0
Anders	1	14	14.0	14	0
Lockett	1	25	25.0	25	0
Spears	1	11	11.0	11	0
CHIEFS TOTAL	70	1466	20.9	38	0
Opp. Total	70	1679	24.0	66	0

2000 SCORING STATISTICS

SCORING

	TDR	TD	TD	TDK	PAT	FG	S	TP
Peterson.....	0	0	0	0	25/25	15/20	0	70
Alexander.....	10	0	10	0	0/0	0/0	0	60
Gonzalez.....	9	0	9	0	0/0	0/0	0	54
Richardson.....	6	3	3	0	0/0	0/0	0	36
Moreau.....	4	4	0	0	0/0	0/0	0	24
Stoyanovich.....	0	0	0	0	15/15	2/4	0	21
Morris.....	3	0	3	0	0/0	0/0	0	18
Anders.....	2	2	0	0	0/0	0/0	0	12
Cloud.....	2	1	0	1	0/0	0/0	0	12
Drayton.....	2	0	2	0	0/0	0/0	0	12
Lockett.....	2	1	0	0	0/0	0/0	0	12
Bennett.....	1	1	0	0	0/0	0/0	0	6
Edwards.....	1	0	0	1	0/0	0/0	0	6
Grbac.....	1	1	0	0	0/0	0/0	0	6
Patton.....	1	0	0	1	0/0	0/0	0	6
CHIEFS TOTAL	44	12	29	3	40/40	17/24	0	355
Opp. Total.....	42	13	25	4	39/39	21/30	0	354

TWO-POINT CONVERSIONS

CHIEFS TOTAL	0-4							
Opp. Total.....	0-3							

FIELD GOALS

	1-19	20-29	30-39	40-49	50+
Peterson.....	1/1	5/5	7/9	2/5	0/0
Stoyanovich.....	0/0	1/1	0/2	1/1	0/0
CHIEFS TOTAL	1/1	6/6	7/11	3/6	0/0
Opp. Total.....	0/0	8/8	2/5	7/10	4/7

KANSAS CITY CHIEFS INDIVIDUAL SINGLE-GAME BESTS

Passes Attempted.....	53	Elvis Grbac	@ Oakland	11/5
Passes Completed.....	39	Elvis Grbac	@ Oakland	11/5
Passing Yards.....	504	Elvis Grbac	@ Oakland	11/5
Touchdown Passes.....	5	Elvis Grbac	San Diego	9/17
Pass Receptions.....	11	Tony Gonzalez	@ New England	12/4
Pass Receiving Yards.....	153	Derrick Alexander	Seattle	10/2
Touchdown Receptions.....	3	Sylvester Morris	San Diego	9/17
Rushing Yards.....	156	Tony Richardson	Denver	12/17
Rushing Attempts.....	23	Tony Richardson	Denver	12/17
Rushing Touchdowns.....	2	Kimble Anders	St. Louis	10/22
Combined Net Yards.....	169	Tony Richardson	Denver	12/17
Interceptions Made.....	1	John Browning	St. Louis	10/22
		LeW Bush	San Diego	9/17
		Pat Dennis	@ Seattle	10/29
		Donnie Edwards	Indianapolis	9/3
			@ Tennessee	9/10
		James Hasty	St. Louis	10/22
			@ Seattle	10/29
			@ San Diego	11/26
		Marcus Patton	Denver	9/24
			San Diego	11/26
		Greg Wesley	St. Louis	10/22
			@ Seattle	10/29
		Jerome Woods	Seattle	10/2
			Carolina	12/10
Int. Return Yards.....	42	Donnie Edwards	@ Tennessee	9/10
Sacks.....	3.0	Eric Hicks	Seattle	10/2
Punts.....	10	Todd Sauerbrun	@ San Diego	11/26
Punting Average.....	55.7	Todd Sauerbrun	@ Oakland	11/5
Punt Returns.....	6	Kevin Lockett	Buffalo	11/19
			@ San Diego	11/26
			@ San Diego	11/26
Punt Return Yards.....	65	Kevin Lockett	@ San Diego	11/26
Kickoff Returns.....	6	Mike Cloud	@ New England	12/4
Kickoff Return Yards.....	157	Mike Cloud	@ New England	12/4
Field Goals Attempted.....	3	Todd Peterson	St. Louis	10/22
			@ San Diego	11/26
			Carolina	12/10
Field Goals Made.....	3	Todd Peterson	@ San Diego	11/26
			Carolina	12/10

KANSAS CITY CHIEFS LONGEST PLAYS

Run From Scrimmage.....	69	Kimble Anders	St. Louis	10/22
Touchdown Run.....	28	Tony Richardson	Denver	12/17
Pass Play.....	81	Grbac - Alexander	@ New England	12/4
Touchdown Pass.....	81	Grbac - Alexander	@ New England	12/4
Interception Return.....	42	Donnie Edwards	@ Tennessee	9/10
Punt Return.....	26	Larry Parker	San Diego	9/17
			@ San Diego	11/26
Kickoff Return.....	38	Mike Cloud	@ New England	12/4
Punt.....	68	Todd Sauerbrun	San Diego	9/17
Field Goal.....	42	Pete Stoyanovich	@ Denver	9/24

2000 RANKINGS BY YARDAGE

OFFENSE

	AFC	NFL	DEFENSE	AFC	NFL
Rushing.....	13	25	Rushing.....	10	17
Passing.....	3	5	Passing.....	10	20
Total.....	5	8	Total.....	10	18

2000 DEFENSIVE STATISTICS

	Solos	Asst.	Total	Sacks/Yds.	PR	FR	FF	INT	PD
Edwards.....	119	32	151	1.0/9.0	3	1	0	2	1
Patton.....	112	31	143	1.0/9.0	5	1	2	2	6
Wesley.....	83	18	101	1.0/11.0	3	1	2	2	11
Woods.....	65	14	79	2.0/15.0	1	0	1	2	6
Clemons.....	39	36	75	7.5/36.5	38	1	1	0	6
Browning.....	43	28	71	6.0/31.0	33	1	0	1	1
Dennis.....	56	14	70	0.0/0.0	2	2	1	1	7
McGlockton.....	44	26	70	4.5/15.0	43	0	1	0	2
Hasty.....	49	18	67	1.0/9.0	0	2	1	4	6
Hicks.....	35	26	61	14.0/73.0	41	1	0	0	2
Masloski.....	46	13	59	2.0/5.0	4	1	1	0	3
Williams, D.....	30	25	55	7.5/34.5	26	1	0	0	1
Bush.....	24	9	33	1.0/6.0	5	0	1	1	0
Bartee.....	22	8	30	1.0/8.0	0	0	0	0	4
Martin.....	12	15	27	0.0/0.0	17	0	0	0	0
Warfield.....	19	3	22	0.0/0.0	0	0	0	0	1
Williams, T.....	6	8	14	1.5/4.0	1	0	0	0	0
George.....	2	1	3	0.0/0.0	1	0	0	0	0
Ransom.....	2	0	2	0.0/0.0	1	0	0	0	0
McCleary.....	0	2	2	0.0/0.0	0	0	0	0	0
Gray.....	1	0	1	0.0/0.0	0	0	0	0	0
Atkins.....	0	0	0	0.0/0.0	0	1	0	0	0
Stills.....	0	0	0	0.0/0.0	2	1	0	0	0
Walker.....	0	0	0	0.0/0.0	2	0	0	0	0

PR = QB Pressure FR = Fumble Recovery FF = Forced Fumble

INT = Interception PD = Pass Defensed

DEFENSIVE SCORES

TDs (2): Donnie Edwards 42-yard INT return.....	at Tennessee (9/10)
Marcus Patton 24-yard INT return.....	at San Diego (11/26)

INTERCEPTIONS

	No.	Yds.	Avg.	LG	TD
Hasty.....	4	53	13.3	38	0
Edwards.....	2	45	22.5	42	1
Patton.....	2	39	19.5	24	1
Wesley.....	2	28	14.0	28	0
Woods.....	2	0	0.0	0	0
Bush.....	1	33	33.0	33	0
Browning.....	1	0	0.0	0	0
Dennis.....	1	0	0.0	0	0
CHIEFS TOTAL	15	198	13.2	42t	2
Opp. Team.....	15	295	19.7	56t	3

2000 SPECIAL TEAMS STATISTICS

	Solos	Asst.	Total	Solos	Asst.	Total	
Masloski.....	20	5	25	Wesley.....	5	3	8
Stills.....	9	8	17	Warfield.....	4	0	4
Parker.....	14	2	16	Bush.....	3	1	4
George.....	9	6	15	Cloud.....	2	1	3
O'Neal.....	11	3	14	Gammon.....	1	2	3
Atkins.....	10	3	13	Richardson.....	2	0	2
Walker.....	9	4	13	Gray.....	1	1	2
Bartee.....	8	4	12	Anders.....	1	0	1
Dennis.....	6	4	10	Dunn.....	1	0	1
Sauerbrun.....	9	0	9	Edwards.....	0	1	1

SPECIAL TEAMS BIG PLAYS

Touchdown (1): Mike Cloud.....	6-yard TD return of blocked punt vs. St. Louis (10/22)
Blocked Punt (1): Bracy Walker, (P. John Baker).....	vs. St. Louis (10/22)
Fumble Recovery (1): Larry Atkins, (Punt Coverage).....	vs. San Diego, (11/26)

2000 PRESEASON STATISTICS

2000 PRESEASON RESULTS (0-4)

Preseason	Record: 2-2
08/05 L 10-14 at Tennessee	68,016
08/13 L 10-33 SAN FRANCISCO	76,682
08/19 L 22-26 JACKSONVILLE	75,120
08/25 L 14-37 at Tampa Bay	64,267

TEAM STATISTICS

	CHIEFS	OPP.				
TOTAL FIRST DOWNS	63	63				
Rushing	27	24				
Passing	31	33				
Penalty	5	6				
3rd Down Made/Att	22/62	20/53				
3rd Down Pct.	35.5	37.7				
4th Down Made/Att	3/8	1/2				
4th Down Pct.	37.5	50.0				
TOTAL NET YARDS	1119	1254				
Avg. Per Game	279.8	313.5				
Total Plays	254	243				
Avg. Per Play	4.4	5.2				
NET YARDS RUSHING	387	514				
Avg. Per Game	96.8	128.5				
Total Rushes	99	130				
NET YARDS PASSING	732	740				
Avg. Per Game	183.0	185.0				
Sacked/Yards Lost	6/39	11/81				
Gross Yards	771	821				
Att./Completions	149/81	102/63				
Completion Pct.	54.4	61.8				
Had Intercepted	4	2				
PUNTS/AVERAGE	22/47.4	21/43.5				
NET PUNTING AVG.	22/38.6	21/35.4				
PENALTIES/YARDS	34/260	27/192				
FUMBLE/BALL LOST	11/7	7/3				
TOUCHDOWNS	6	12				
Rushing	1	7				
Passing	3	4				
Returns	2	1				
SCORE BY PERIODS	1	2	3	4	OT	Total
CHIEFS TOTAL	17	6	10	23	0	56
Opp. Total	21	53	10	26	0	110

INDIVIDUAL STATISTICS

	PASS RECEIVING				
	No.	Yds.	Avg.	LG	TD
Gonzalez	7	80	11.4	24	1
Shehee	7	59	8.4	14	0
Bennett	7	26	3.7	11	0
Drayton	6	59	9.8	18	0
Lockett	6	58	9.7	22	0
Parker	6	58	9.7	25f	1
Morris	6	44	7.3	13	0
Dar Dar	5	76	15.2	42	1
RisonTM	5	35	7.0	9	0
Gall	4	21	5.3	9	0
Moreau	3	31	10.3	20	0
Jacoby	2	47	23.5	33	0
Alexander	2	32	16.0	19	0
Stringer	2	31	15.5	22	0
McGrew	2	20	10.0	10	0
Hall	2	17	8.5	10	0
Bruce	2	12	6.0	11	0
Cloman	1	23	23.0	23	0
Kitchings	1	21	21.0	21	0
Cloud	1	11	11.0	11	0
Perez	1	7	7.0	7	0
Anders	1	2	2.0	2	0
Richardson	1	2	2.0	2	0
CHIEFS TOTAL	81	771	9.5	42	3
Opp. Total	63	821	13.0	75f	4

PASSING

	Att.	Cmp.	Yds.	Cmp%	Yds/Att.	TD	TD%	INT	INT%	LG	Sack/Lost	Rating
Collins	46	25	216	54.3	4.70	1	2.2	0	0.0	33	2/9	74.2
Grbac	40	24	195	60.0	4.88	1	2.5	1	2.5	24	0/0	70.3
White	35	16	166	45.7	4.74	0	0.0	2	5.7	22	1/7	36.1
Moon	28	16	194	57.1	6.93	1	3.6	1	3.6	42	3/23	75.6
CHIEFS TOTAL	149	81	771	54.4	5.17	3	2.0	4	2.7	42	6/39	64.5
Opp. Total	102	63	821	61.8	8.05	4	3.9	2	2.0	75f	11/81	92.0

RUSHING

	No.	Yds.	Avg.	LG	TD
Moreau	31	115	3.7	29	1
Cloud	18	68	3.8	11	0
Anders	7	43	6.1	21	0
Shehee	11	37	3.4	15	0
Bennett	13	29	2.2	9	0
Richardson	3	28	9.3	21	0
Shay	6	25	4.2	6	0
Hall	1	17	17.0	17	0
White	3	9	3.0	6	0
Grbac	1	8	8.0	8	0
Dar Dar	1	7	7.0	7	0
Moon	2	2	1.0	2	0
Collins	2	-1	-5.0	0	0
CHIEFS TOTAL	99	387	3.9	29	1
Opp. Total	130	514	4.0	78f	7

SCORING

	TD	TDP	TDD	TDK	PAT	FG	S	TP
Stoyanovich	0	0	0	0	5/5	5/6	0	20
Dar Dar	1	0	1	0	0	0	0	6
Edwards	1	0	0	1	0	0	0	6
Gonzalez	1	0	1	0	0	0	0	6
Moreau	1	1	0	0	0	0	0	6
Parker	1	0	1	0	0	0	0	6
Walker	1	0	0	1	0	0	0	6
CHIEFS TOTAL	6	1	3	2	5/5	5/6	0	56
Opp. Total	12	7	4	1	11/12	9/9	0	110

TWO-POINT CONVERSIONS

CHIEFS TOTAL	0-1
Opp. Total	0-0

FIELD GOALS

	1-19	20-29	30-39	40-49	50+
Stoyanovich	0/0	3/3	2/2	0/1	0/0
CHIEFS TOTAL	0/0	3/3	2/2	0/1	0/0
Opp. Total	0/0	3/3	3/3	3/3	0/0

INTERCEPTIONS

	No.	Yds.	Avg.	LG	TD
Edwards	1	61	61.0	61f	1
Atkins	1	10	10.0	10	0
CHIEFS TOTAL	2	71	35.5	61f	1
Opp. Total	4	22	5.5	12	0

PUNTING

	No.	Yds.	Avg.	Net	TB	In20	LG	Bk.
Sauerbrun	13	647	49.8	39.5	0	4	66	0
Gallery	9	395	43.9	37.4	0	3	57	0
CHIEFS TOTAL	22	1042	47.4	36.6	0	7	66	0
Opp. Total	21	913	43.5	36.4	3	5	56	0

PUNT RETURNS

	No.	FC	Yds.	Avg.	LG	TD
Hall	5	2	39	7.8	9	0
Dar Dar	3	0	32	10.7	24	0
Kitchings	3	0	10	3.3	6	0
Parker	2	0	8	4.0	9	0
CHIEFS TOTAL	13	2	89	6.8	24	0
Opp. Total	18	2	192	10.7	21	0

KICKOFF RETURNS

	No.	Yds.	Avg.	LG	TD
Kitchings	11	264	24.0	34	0
Hall	7	173	24.7	30	0
Dar Dar	2	44	22.0	24	0
McGrew	1	20	20.0	20	0
CHIEFS TOTAL	21	501	23.9	34	0
Opp. Total	15	351	23.4	39	0

2000 CHIEFS GAME-BY-GAME OFFENSE

	Indianapolis	Tennessee	San Diego	Denver	Seattle	Oakland	St. Louis	Seattle	Oakland	San Francisco	Buffalo	San Diego	New England	Carolina	Denver	Atlanta
FIRST DOWNS																
Total	17	14	25	21	18	20	21	17	31	20	24	10	18	26	24	15
Rush	4	3	7	4	7	3	5	3	3	7	6	3	2	9	15	3
Pass	11	8	13	14	10	16	15	13	23	11	17	6	15	16	8	11
Penalty	2	3	5	3	1	1	1	1	5	2	1	1	1	1	1	1
THIRD DOWNS																
Attempts	15	15	15	12	11	13	12	13	8	10	15	18	15	10	12	10
Converted	5	6	7	6	3	5	5	4	3	3	7	3	6	6	3	3
Percentage	.33	.40	.47	.50	.27	.38	.42	.31	.38	.30	.47	.17	.40	.60	.25	.30
TOT. OFFENSE																
Net Yards	280	189	349	294	378	346	468	410	513	294	378	161	418	453	424	259
Plays	62	57	69	61	55	60	58	62	66	58	72	67	65	70	69	48
Avg./Play	4.5	3.3	5.1	4.8	6.9	5.8	8.1	6.6	7.8	5.1	5.3	2.4	6.4	6.5	6.1	5.4
RUSHING																
Net Yards	74	62	117	49	136	58	106	76	39	49	103	77	68	138	264	49
Rush, Att.	24	33	34	27	26	10	22	26	9	15	19	31	19	26	41	12
Avg./Att.	3.1	1.9	3.4	1.8	5.2	3.1	4.8	2.9	4.3	3.7	5.4	2.5	3.6	5.3	4.1	4.1
PASSING																
Net Yards	206	127	232	245	242	288	362	334	474	245	275	84	350	315	160	210
Attempts	37	21	33	33	27	40	34	35	53	40	48	31	46	44	28	32
Completions	16	13	20	21	16	23	22	22	39	22	28	12	25	31	14	18
Intercepted	0	0	1	2	0	0	0	3	2	1	1	1	0	2	0	0
Gross Yards	212	144	235	250	256	288	375	342	504	276	341	130	350	315	160	230
Sacked	1	3	2	1	2	1	1	1	4	3	5	5	0	0	0	4
Yards Lost	6	17	3	5	14	0	1	8	30	31	66	46	0	0	0	20
PENALTIES																
Number	6	10	6	8	12	6	6	7	9	7	7	11	7	5	6	5
Yards	50	72	30	48	77	40	50	53	80	50	57	90	40	35	51	25
FUMBLES																
Number	0	1	0	1	0	1	1	0	1	0	1	1	2	2	2	2
Lost	0	0	0	1	0	1	0	0	1	0	1	0	2	2	4	1
SCORING																
Points	14	14	42	23	24	17	54	24	31	7	17	10	24	15	20	13
TD Rushing	0	1	1	2	2	0	3	3	2	1	0	0	0	0	2	1
TD Passing	2	0	5	0	0	2	0	0	0	0	2	0	3	1	1	1
TD KO Returns	0	0	0	0	0	0	0	0	0	0	0	0	0	0	0	0
TD Punt Returns	0	0	0	0	0	0	0	0	0	0	0	0	0	0	0	0
TD Sp. Teams - Other	0	0	0	0	0	0	0	0	0	0	0	0	0	0	0	0
TD Defensive Returns	0	1	0	0	0	0	1	0	0	0	0	0	0	0	0	0
FG Attempts	0	1	0	1	1	2	2	1	1	1	2	3	1	3	2	0
FG Made	0	0	0	1	1	1	2	1	1	0	1	1	1	3	2	0

2000 CHIEFS GAME-BY-GAME DEFENSE

	Indianapolis	Tennessee	San Diego	Denver	Seattle	Oakland	St. Louis	Seattle	Oakland	San Francisco	Buffalo	San Diego	New England	Carolina	Denver	Atlanta
FIRST DOWNS																
Total.....	20	23	10	21	20	23	24	22	31	25	21	14	24	21	11	20
Rush.....	7	3	3	8	9	10	4	5	11	10	4	3	7	4	1	10
Pass.....	13	15	7	10	8	13	18	16	18	13	15	7	15	15	9	1
Penalty.....	0	1	0	3	3	0	2	1	2	2	2	4	2	2	1	1
THIRD DOWNS																
Attempts.....	13	16	13	9	13	12	12	14	13	12	17	11	17	8	13	14
Converted.....	6	9	4	3	5	5	5	4	9	6	9	1	6	2	4	6
Percentage.....	46	56	31	33	38	42	42	29	69	50	53	9	35	25	31	43
TOT. OFFENSE																
Net Yards.....	386	353	187	342	289	391	428	351	473	384	299	201	368	257	278	288
Plays.....	65	69	55	62	67	68	70	70	73	63	67	58	82	53	51	51
Avg./Play.....	5.9	5.1	3.4	5.5	4.3	5.8	6.1	5.0	6.5	6.2	4.5	3.5	4.5	4.8	5.5	4.2
RUSHING																
Net Yards.....	119	121	49	145	186	161	66	143	231	149	75	52	105	23	53	131
Rush Att.....	32	29	14	30	33	33	20	25	42	37	26	22	31	16	14	36
Avg./Att.....	3.7	4.2	3.5	4.8	5.6	4.9	3.3	5.7	5.5	4.0	3.5	2.4	3.4	1.4	3.8	3.6
PASSING																
Net Yards.....	267	232	138	197	103	230	362	208	242	240	224	149	263	234	225	157
Attempts.....	32	36	35	31	28	33	46	42	31	25	37	30	48	31	35	29
Completions.....	22	23	17	18	17	28	30	26	20	20	22	17	33	23	22	20
Intercepted.....	1	2	1	1	1	0	3	3	0	0	0	2	0	1	0	0
Gross Yards.....	273	255	169	208	140	244	390	224	242	244	240	177	282	252	234	163
Sacked.....	1	4	6	1	5	2	6	3	0	1	4	6	3	6	2	3
Yards Lost.....	6	23	31	11	37	14	11	16	0	4	16	28	19	18	9	6
PENALTIES																
Number.....	7	7	8	6	7	8	8	10	9	6	6	5	5	5	7	4
Yards.....	78	70	86	71	45	69	87	99	81	53	45	43	65	47	51	30
FUMBLES																
Number.....	1	1	1	2	4	1	2	1	0	0	0	3	1	0	1	1
Lost.....	1	1	1	2	4	1	2	1	0	0	0	3	1	0	1	0
SCORING																
Points.....	27	17	10	22	17	20	34	19	49	21	21	17	30	14	7	20
TD Rushing.....	1	0	0	1	1	0	4	2	4	0	1	0	1	0	0	2
TD Passing.....	1	2	0	0	1	2	0	0	0	0	2	2	2	1	0	2
TD KO Returns.....	0	0	0	0	0	0	0	0	0	0	0	0	0	0	0	0
TD Punt Returns.....	0	0	0	0	0	0	0	0	0	0	0	0	0	0	0	0
TD Sp. Teams - Other.....	0	0	0	0	0	0	0	0	0	0	0	0	0	0	0	0
TD Defensive Returns.....	1	0	1	1	0	0	0	0	0	1	0	0	0	0	0	0
FG Attempts.....	2	1	2	3	1	2	0	2	1	0	0	1	4	0	0	5
FG Made.....	2	1	1	3	1	2	0	2	0	0	0	1	3	0	0	5

2000 CHIEFS GAME-BY-GAME STARTERS

OFFENSE

Date	Opponent	SE	LT	LG	C	RG	RT	TE	FL	QB	FB	HB
9/3	Indianapolis	Lockett	Tait	Szot	Grunhard	Shields	Riley	Gonzalez	Alexander	Grbac	Bennett	Richardson
9/10	@ Tennessee	Morris	Tait	Blackshear	Grunhard	Shields	Riley	Gonzalez	Alexander	Grbac	Richardson	Cloud
9/17	San Diego	Morris	Tait	Blackshear	Grunhard	Shields	Riley	Gonzalez	Alexander	Grbac	Drayton - TE	Richardson
9/24	@ Denver	Morris	Tait	Blackshear	Grunhard	Shields	Riley	Gonzalez	Alexander	Grbac	Richardson	Cloud
10/2	Seattle	Morris	Tait	Blackshear	Grunhard	Shields	Riley	Gonzalez	Alexander	Grbac	Richardson	Cloud
10/15	Oakland	Morris	Tait	Blackshear	Grunhard	Shields	Riley	Gonzalez	Alexander	Grbac	Richardson	Cloud
10/22	St. Louis	Morris	Tait	Blackshear	Grunhard	Shields	Riley	Gonzalez	Alexander	Grbac	Richardson	Anders
10/29	@ Seattle	Lockett	Tait	Blackshear	Grunhard	Shields	Riley	Gonzalez	Alexander	Grbac	Richardson	Anders
11/5	@ Oakland	Morris	Tait	Blackshear	Willis	Shields	Riley	Gonzalez	Alexander	Grbac	Richardson	Anders
11/12	@ San Francisco	Morris	Tait	Blackshear	Grunhard	Shields	Riley	Gonzalez	Alexander	Grbac	Richardson	Anders
11/19	Buffalo	Morris	Tait	Blackshear	Grunhard	Shields	Riley	Gonzalez	Alexander	Grbac	Richardson	Anders
11/26	@ San Diego	Morris	Tait	Blackshear	Grunhard	Shields	Riley	Gonzalez	Alexander	Moon	Richardson	Anders
12/4	@ New England	Morris	Tait	Blackshear	Grunhard	Shields	Riley	Gonzalez	Alexander	Grbac	Richardson	Anders
12/10	Carolina	Morris	Shields	Blackshear	Grunhard	Willis	Riley	Gonzalez	Alexander	Grbac	Bennett	Richardson
12/17	Denver	Morris	Tait	Blackshear	Grunhard	Shields	Riley	Gonzalez	Alexander	Grbac	Dunn - TE	Richardson
12/24	@ Atlanta	Morris	Tait	Blackshear	Grunhard	Shields	Riley	Gonzalez	Alexander	Moon	Dunn - TE	Richardson

DEFENSE

Date	Opponent	LE	LT	RT	RE	LOLB	MLB	ROLB	LCB	RCB	SS	FS
9/3	Indianapolis	Hicks	McGlockton	Browning	Clemons	Bush	Patton	Edwards	Warfield	Hasty	Wesley	Woods
9/10	@ Tennessee	Hicks	McGlockton	Browning	Clemons	Bush	Patton	Edwards	Warfield	Hasty	Wesley	Woods
9/17	San Diego	Hicks	McGlockton	D. Williams	Browning	Bush	Patton	Edwards	Dennis	Hasty	Wesley	Woods
9/24	@ Denver	Hicks	McGlockton	D. Williams	Browning	Bush	Patton	Edwards	Dennis	Hasty	Wesley	Woods
10/2	Seattle	Hicks	McGlockton	D. Williams	Browning	Bush	Patton	Edwards	Dennis	Hasty	Wesley	Woods
10/15	Oakland	Hicks	McGlockton	D. Williams	Browning	Bush	Patton	Edwards	Dennis	Hasty	Wesley	Woods
10/22	St. Louis	Hicks	Browning	D. Williams	Clemons	Bartee - DB	Gray - DB	Edwards	Dennis	Hasty	Wesley	Woods
10/29	@ Seattle	Browning	McGlockton	D. Williams	Clemons	Bartee - DB	Patton	Edwards	Dennis	Hasty	Wesley	Woods
11/5	@ Oakland	Browning	McGlockton	D. Williams	Clemons	Bush	Patton	Edwards	Dennis	Hasty	Wesley	Woods
11/12	@ San Francisco	Browning	McGlockton	D. Williams	Clemons	Bush	Patton	Edwards	Dennis	Hasty	Wesley	Woods
11/19	Buffalo	Browning	McGlockton	D. Williams	Clemons	Maslowski	Patton	Edwards	Dennis	Hasty	Wesley	Woods
11/26	@ San Diego	Browning	McGlockton	D. Williams	Clemons	Maslowski	Patton	Edwards	Warfield	Hasty	Wesley	Woods
12/4	@ New England	Hicks	McGlockton	Browning	Clemons	Maslowski	Patton	Edwards	Dennis	Hasty	Wesley	Woods
12/10	Carolina	Hicks	McGlockton	Browning	Clemons	Bartee - DB	Patton	Edwards	Dennis	Hasty	Wesley	Woods
12/17	Denver	Hicks	McGlockton	Browning	Clemons	Maslowski	Patton	Edwards	Dennis	Hasty	Wesley	Woods
12/24	@ Atlanta	Hicks	McGlockton	Browning	Clemons	Maslowski	Patton	Edwards	Dennis	Hasty	Wesley	Woods

2000 INDIVIDUAL GAME-BY-GAME RUSHING AND RECEIVING STATS

RUSHING:		RICHARDSON			ANDERS			MOREAU			GRBAC			CLOUD			ALEXANDER																	
		No.	Yds.	Avg.	LG	TD	No.	Yds.	Avg.	LG	TD	No.	Yds.	Avg.	LG	TD	No.	Yds.	Avg.	LG	TD													
9/3	Indianapolis	13	58	4.5	16	0	0	0.0	--	0	3	15	5.0	12	0	0	0.0	--	0	2	5	2.5	3	0	0	0.0	--	0	0	0.0	--	0		
9/10	@ Tennessee	14	28	2.0	19	0	2	1	0.5	1	7	4	0.6	5	0	3	19	6.3	9	0	7	10	1.4	6	0	0	0.0	--	0	0	0.0	--	0	
9/17	San Diego	6	40	6.7	18	0	0	0	0.0	--	18	58	3.2	13	1	2	-2	-1.0	-1	0	8	21	2.6	7	0	0	0.0	--	0	0	0.0	--	0	
9/24	@ Denver	14	35	2.5	15	1	0	0	0.0	--	6	8	1.3	4	0	3	1	0.3	3	0	4	5	1.3	2	0	0	0.0	--	0	0	0.0	--	0	
10/2	Seattle	11	53	4.8	15	0	7	4.5	6.4	13	0	0	0.0	--	0	2	2	1.0	3	0	6	36	6.0	15	1	0	0.0	--	0	0	0.0	--	0	
10/15	Oakland	5	25	5.0	8	0	4	8	2.0	--	7	18	2.6	9	0	0	0	0.0	--	0	3	7	2.3	5	0	0	0.0	--	0	0	0.0	--	0	
10/22	St. Louis	2	2	1.0	2	0	13	102	7.8	69	2	4	6	1.5	2	1	3	-4	-1.3	1	0	0	0	0.0	--	0	0	0.0	--	0	0	0.0	--	0
10/29	@ Seattle	4	18	4.5	7	0	19	54	2.8	11	0	3	4	1.3	4	0	0	0.0	--	0	0	0	0.0	--	0	0	0.0	--	0	0	0.0	--	0	
11/5	@ Oakland	3	18	6.0	21	1	2	20	10.0	19	0	Inactive				1	3	3.0	3	0	0	0	0.0	--	0	0	0.0	--	0	0	0.0	--	0	
11/12	@ San Francisco	4	19	4.8	11	0	3	21	7.0	15	0	Inactive				1	0	0.0	0	0	0	0	0.0	--	0	0	0.0	--	0	0	0.0	--	0	
11/19	Buffalo	8	44	5.5	20	0	4	41	10.3	17	0	Inactive				1	1	1.0	1	0	0	0	0.0	--	0	0	0.0	--	0	1	8	8.0	8	0
11/26	@ San Diego	9	52	5.8	15	0	16	20	1.3	10	0	Inactive				Inactive/Finger					0	0	0.0	--	0	0	0.0	--	0	0	0.0	--	0	
12/4	@ New England	6	30	5.0	9	0	6	19	3.2	7	0	Inactive				4	17	4.3	8	0	0	0	0.0	--	0	0	0.0	--	0	0	0.0	--	0	
12/10	Carolina	17	89	5.2	16	0	0	0	0.0	--	3	3	1.0	6	0	5	20	4.0	22	0	0	0	0.0	--	0	0	0.0	--	0	1	26	26.0	26	0
12/17	Denver	23	156	6.8	33	1	0	0	0.0	--	14	59	4.2	22	1	3	38	12.7	19	0	0	0	0.0	--	0	0	0.0	--	0	1	11	11.0	11	0
12/24	@ Atlanta	8	30	3.8	10	0	0	0	0.0	--	2	4	2.0	3	1	2	15	7.5	10	0	0	0	0.0	--	0	0	0.0	--	0	0	0.0	--	0	

RECEIVING:		GONZALEZ			ALEXANDER			RICHARDSON			MORRIS			LOCKETT			ANDERS																		
		No.	Yds.	Avg.	LG	TD	No.	Yds.	Avg.	LG	TD	No.	Yds.	Avg.	LG	TD	No.	Yds.	Avg.	LG	TD	No.	Yds.	Avg.	LG	TD	No.	Yds.	Avg.	LG	TD				
9/3	Indianapolis	2	34	17.0	26	0	5	50	10.0	21	1	2	24	12.0	13	1	3	58	19.3	31	0	2	29	14.5	17	0	0	0.0	--	0	0	0.0	--	0	
9/10	@ Tennessee	2	16	8.0	9	0	4	54	10.8	16	1	1	2	2.0	2	0	7	20	14.7	20	0	2	28	14.0	15	0	0	0.0	--	0	0	0.0	--	0	
9/17	San Diego	4	43	10.8	33	0	4	48	12.0	17	0	4	22	5.5	10	1	6	112	18.7	36	3	0	0	0.0	--	0	0	0.0	--	0	0	0.0	--	0	
9/24	@ Denver	10	127	12.7	17	1	3	35	11.7	22	1	2	35	11.7	22	0	2	13	6.5	10	0	2	16	8.0	8	0	0	0.0	--	0	0	0.0	--	0	
10/2	Seattle	3	34	11.3	15	1	5	153	30.6	73	1	1	6	6.0	6	0	3	40	13.3	18	0	1	8	8.0	8	0	1	1.0	1	0	0.0	--	0		
10/15	Oakland	7	100	14.3	22	1	5	78	15.6	26	0	5	31	6.2	15	1	4	64	16.0	28	0	1	13	13.0	13	0	0	0.0	--	0	0	0.0	--	0	
10/22	St. Louis	5	117	23.4	39	1	5	117	23.4	31	1	1	16	16.0	16	0	5	64	12.8	30	0	3	49	16.3	31	0	1	0	0.0	--	0	0	0.0	--	0
10/29	@ Seattle	8	101	12.6	22	0	4	137	34.3	59	2	2	10	5.0	10	0	Inactive/Shoulder					4	77	19.3	34	0	4	17	4.3	9	0	0.0	--	0	
11/5	@ Oakland	9	134	14.9	29	0	9	139	15.4	48	2	7	51	7.3	14	0	6	102	17.0	47	0	7	57	8.1	16	0	0	0.0	--	0	0	0.0	--	0	
11/12	@ San Francisco	4	46	11.5	13	0	2	48	24.0	40	0	8	81	10.1	18	0	3	49	16.3	27	0	1	15	15.0	15	0	3	26	8.7	12	0	0.0	--	0	
11/19	Buffalo	9	76	8.4	13	2	7	146	20.9	35	0	4	30	7.5	20	0	1	19	19.0	19	0	2	21	10.5	12	0	2	10	5.0	6	0	0.0	--	0	
11/26	@ San Diego	0	0	0.0	--	0	4	67	16.8	41	0	3	27	9.0	17	0	2	18	9.0	10	0	0	0	0.0	--	0	0	0.0	--	0	3	18	6.0	7	0
12/4	@ New England	11	147	13.4	29	1	5	116	23.2	81	1	8	62	10.7	15	0	3	17	5.7	9	0	2	34	17.0	19	1	1	4	4.0	4	0	0.0	--	0	
12/10	Carolina	10	96	9.6	14	1	6	81	13.5	21	0	8	65	7.0	24	0	4	38	9.5	17	0	2	24	12.0	15	0	0	0.0	--	0	0	0.0	--	0	
12/17	Denver	4	46	11.5	17	0	5	79	15.8	25	0	3	13	4.3	9	0	2	22	11.0	19	0	0	0	0.0	--	0	0	0.0	--	0	0	0.0	--	0	
12/24	@ Atlanta	5	86	17.2	23	1	4	43	10.8	23	0	4	32	8.0	14	0	1	18	18.0	18	0	4	51	12.8	16	0	0	0.0	--	0	0	0.0	--	0	

2000 GAME SUMMARIES

GAME 1

Indianapolis 27, CHIEFS 14

September 3, 2000

78,357

Arrowhead Stadium



INDIANAPOLIS 0 7 7 13 — 27
 KANSAS CITY 0 7 7 0 — 14

- COLTS** — James, 1-yard run (Vanderjagt kick) (11-92, 6:20).
CHIEFS — Richardson, 11-yard pass from Grbac (Stoyanovich kick) (3-51, 1:22).
COLTS — James, 27-yard pass from Manning (Vanderjagt kick) (5-54, 2:44).
CHIEFS — Alexander, 21-yard pass from Grbac (Stoyanovich kick) (9-76, 3:58).
COLTS — Vanderjagt, 23-yard field goal (9-27, 3:56).
COLTS — Burris, 27-yard interception return (Vanderjagt kick).
COLTS — Vanderjagt, 40-yard field goal (9-58, 4:50).

Team Statistics	Colts	Chiefs
First Downs	20	17
Total Net Yards	386	280
Rushes/Net Yards	119	74
Net Passing	267	206
Pass Attempts/Completions	32/22	37/16
Had Intercepted	1	1
Times Sacked/Yards	1/6	1/6
Punts/Average	4/56.5	8/47.0
Penalties/Yards	7/78	6/50
Fumbles/Lost	1/1	0/0
Possession Time	33:13	26:47

RUSHING

- CHIEFS** — Richardson 13-58; Moreau 3-15; Cloud 2-5; Bennett 6-(-4).
COLTS — James 28-124, 1 TD; Manning 3-(-3); al-Jabbar 1-(-2).

RECEIVING

- CHIEFS** — Alexander 5-50, 1 TD; Morris 3-58; Gonzalez 2-34; Lockett 2-29; Richardson 2-24, 1 TD; Bennett 2-17.
COLTS — Harrison 9-115; James 6-40, 1 TD; Pathon 2-55; Green 2-35; Dilger 2-28.

PASSING

- CHIEFS** — Grbac 16-37-212, 1 TD, 1 INT.
COLTS — Manning 22-32-273, 1 TD, 1 INT.

INTERCEPTIONS

- CHIEFS** — Edwards 1-3.
COLTS — Burris 1-27, 1 TD.

SACKS

- CHIEFS** — Hicks 1.0.
COLTS — Chester 1.0.

FIELD GOALS

- CHIEFS** — None.
COLTS — Vanderjagt (23) (40).

GAME 2

Tennessee 17, CHIEFS 14 (OT)

September 10, 2000

68,203

Adelphia Coliseum



KANSAS CITY 0 7 0 7 0 — 14
 TENNESSEE 0 7 0 7 3 — 17

- TITANS** — Dyson, 30-yard pass from Wycheck (Del Greco kick) (11-91, 6:02).
CHIEFS — Edwards, 42-yard interception return (Stoyanovich kick).
CHIEFS — Alexander, 16-yard pass from Grbac (Stoyanovich kick) (6-31, 2:58).
TITANS — Thigpen, 8-yard pass from O'Donnell (Del Greco kick) (8-56, 1:53).
TITANS — Del Greco, 36-yard field goal (5-48, 2:58).

Team Statistics	Titans	Chiefs
First Downs	23	14
Total Net Yards	353	189
Rushes/Net Yards	29/121	33/64
Net Passing	232	127
Pass Attempts/Completions	36/23	21/13
Had Intercepted	2	0
Times Sacked/Yards	4/23	3/17
Punts/Average	4/39.8	7/39.1
Penalties/Yards	7/70	10/72
Fumbles/Lost	1/1	2/0
Possession Time	33:05	29:53

RUSHING

- CHIEFS** — Richardson 14-28; Grbac 3-19; Cloud 7-10; Moreau 7-4; Anders 2-1.
TITANS — George 21-80; McNair 7-42; O'Donnell 1-(-1).

RECEIVING

- CHIEFS** — Alexander 5-54, 1 TD; Morris 3-44; Lockett 2-28; Gonzalez 2-16; Richardson 1-2.
TITANS — Dyson 6-104, 1 TD; Wycheck 6-50; Pickens 3-43; Thigpen 3-24, 1 TD; George 3-17; Kinney 2-17.

PASSING

- CHIEFS** — Grbac 13-21-144, 1 TD, 0 INTs.
TITANS — McNair 11-18-93, 0 TDs, 2 INTs; O'Donnell 11-17-132, 1 TD, 0 INTs; Wycheck 1-1-30, 1 TD, 0 INTs.

INTERCEPTIONS

- CHIEFS** — Edwards 1-42, 1 TD; Hasty 1-38.
TITANS — None.

SACKS

- CHIEFS** — Clemons 2.5; Hicks 1.0; D. Williams 0.5.
TITANS — Thornton 1.0; Holmes 1.0; Kears 1.0.

FIELD GOALS

- CHIEFS** — Stoyanovich 36WR.
TITANS — Del Greco (36).

GAME 3

CHIEFS 42, San Diego 10

September 17, 2000

77,604

Arrowhead Stadium



SAN DIEGO	10	0	0	0	—	10
KANSAS CITY	0	14	14	14	—	42

- CHARGERS** — Dumas, 56-yard interception return (Carney kick).
- CHARGERS** — Carney, 54-yard field goal (10-39, 3:36).
- CHIEFS** — Morris, 36-yard pass from Grbac (Stoyanovich kick) (4-73, 2:02).
- CHIEFS** — Richardson, 1-yard pass from Grbac (Stoyanovich kick) (2-45, 0:24).
- CHIEFS** — Morris, 9-yard pass from Grbac (Stoyanovich kick) (7-59, 2:52).
- CHIEFS** — Drayton, 2-yard pass from Grbac (Stoyanovich kick) (6-20, 2:34).
- CHIEFS** — Morris, 20-yard pass from Grbac (Stoyanovich kick) (5-57, 2:19).
- CHIEFS** — Moreau, 1-yard run (Stoyanovich kick) (13-60, 7:50).

Team Statistics	Chargers	Chiefs
First Downs	10	25
Total Net Yards	187	349
Rushes/Net Yards	14/49	34/117
Net Passing	138	232
Pass Attempts/Completions	35/17	33/20
Had Intercepted	1	1
Times Sacked/Yards	6/31	2/3
Punts/Average	6/57.0	5/50.2
Penalties/Yards	8/86	6/30
Fumbles/Lost	1/1	2/0
Possession Time	24:51	35:09

RUSHING

- CHIEFS** — Moreau 18-58, 1 TD; Richardson 6-40; Cloud 8-21; Grbac 2 (-2).
- CHARGERS** — Moreno 4-20; Bynum 4-17; Chancey 4-8; Fletcher 2-4.

RECEIVING

- CHIEFS** — Morris 6-112, 3 TD; Alexander 4-48; Gonzalez 4-43; Richardson 4-22, 1 TD; Parker 1-8; Drayton 1-2, 1 TD.
- CHARGERS** — Fletcher 7-66; Jones 4-45; Conway 2-18; Bynum 2-13; McCrary 1-19; Gaylor 1-8.

PASSING

- CHIEFS** — Grbac 20-33-235, 5 TDs, 1 INT.
- CHARGERS** — Moreno 11-22-107, 0 TDs, 0 INTs; Leaf 6-13-62, 0 TDs, 1 INT.

INTERCEPTIONS

- CHIEFS** — Bush 1-33.
- CHARGERS** — Dumas 1-56, 1 TD.

SACKS

- CHIEFS** — Hicks 2.0; D. Williams 2.0; Browning 1.0; McGlockton 1.0.
- CHARGERS** — Beckett 1.0; Parrella 1.0.

FIELD GOALS

- CHIEFS** — None.
- CHARGERS** — Carney (54) 51WL.

GAME 4

CHIEFS 23, Denver 22

September 24, 2000

74,596

Mile High Stadium



KANSAS CITY	7	0	7	9	—	23
DENVER	3	9	10	0	—	22

- CHIEFS** — Richardson, 1-yard run (Stoyanovich kick) (11-80, 5:50).
- BRONCOS** — Nedney, 22-yard field goal (14-79, 7:08).
- BRONCOS** — Nedney, 20-yard field goal (9-60, 4:33).
- BRONCOS** — Crockett, 26-yard interception return (pass failed).
- BRONCOS** — Anderson, 16-yard run (Nedney kick) (7-77, 3:34).
- CHIEFS** — Gonzalez, 15-yard pass from Grbac (Stoyanovich kick) (7-74, 4:03).
- BRONCOS** — Nedney, 43-yard field goal (6-47, 3:27).
- CHIEFS** — Stoyanovich, 42-yard field goal (4-1, 0:50).
- CHIEFS** — Alexander, 22-yard pass from Grbac (Stoyanovich kick) (8-80, 3:24).

Team Statistics	Broncos	Chiefs
First Downs	21	21
Total Net Yards	342	294
Rushes/Net Yards	30/135	49/27
Net Passing	197	245
Pass Attempts/Completions	31/18	33/21
Had Intercepted	1	2
Times Sacked/Yards	1/11	1/5
Punts/Average	2/46.5	4/49.8
Penalties/Yards	6/71	8/48
Fumbles/Lost	2/2	1/1
Possession Time	29:38	30:22

RUSHING

- CHIEFS** — Richardson 14-35, 1 TD; Moreau 6-8; Cloud 4-5; Grbac 3-1.
- BRONCOS** — Anderson 22-85, 1 TD; Davis 6-41; Frerotte 2-19.

RECEIVING

- CHIEFS** — Gonzalez 10-127, 1 TD; Alexander 3-35, 1 TD; Richardson 2-35; Lockett 2-16; Morris 2-13; Cloud 1-13; Drayton 1-11.
- BRONCOS** — Smith 8-134; Carswell 3-27; Anderson 3-19; McCaffery 2-20; Griffith 2-8.

PASSING

- CHIEFS** — Grbac 21-33-250, 2 TDs, 2 INTs.
- BRONCOS** — Frerotte 18-31-208, 0 TDs, 1 INT.

INTERCEPTIONS

- CHIEFS** — Patton 1-15.
- BRONCOS** — Crockett 2-26, 1 TD.

SACKS

- CHIEFS** — Wesley 1.0.
- BRONCOS** — Pittman 1.0.

FIELD GOALS

- CHIEFS** — Stoyanovich (42).
- BRONCOS** — Nedney (22) (20) 50S (43).

GAME 5

CHIEFS 24, Seattle 17

October 2, 2000

82,893*

Arrowhead Stadium



SEATTLE	7	7	3	0	—	17
KANSAS CITY	0	7	7	10	—	24

- SEAHAWKS** — Mili, 1-yard pass from Kitna (Lindell kick) (14-72, 9:00).
CHIEFS — Gonzalez, 15-yard pass from Grbac (Stoyanovich kick) (8-78, 4:18).
SEAHAWKS — Alexander, 7-yard run (Lindell kick) (9-63, 3:41).
SEAHAWKS — Lindell, 27-yard field goal (9-63, 3:41).
CHIEFS — Alexander, 17-yard pass from Grbac (Stoyanovich kick) (3-95, 1:12).
CHIEFS — Stoyanovich, 27-yard field goal (10-44, 3:21).
CHIEFS — Cloud, 15-yard run (Stoyanovich kick) (4-51, 1:42).

Team Statistics	Seahawks	Chiefs
First Downs	20	18
Total Net Yards	289	378
Rushes/Net Yards	33/186	26/136
Net Passing	103	242
Pass Attempts/Completions	28/17	27/16
Had Intercepted	1	0
Times Sacked/Yards	5/37	2/14
Punts/Average	6/39.3	6/43.3
Penalties/Yards	7/45	12/77
Fumbles/Lost	4/1	0/0
Possession Time	34:52	25:08

RUSHING

- CHIEFS** — Richardson 11-53; Anders 7-45; Cloud 6-36, 1 TD; Grbac 2-2.
SEAHAWKS — Watters 16-97; Alexander 11-74, 1 TD; Kitna 6-18.

RECEIVING

- CHIEFS** — Alexander 5-153, 1 TD; Morris 3-40; Gonzalez 3-34, 1 TD; Drayton 1-11; Lockett 1-8; Richardson 1-6; Cloud 1-3; Anders 1-1.
SEAHAWKS — Jackson 4-51; Fauria 4-25, 1 TD; Dawkins 3-24; Mayes 2-20; Alexander 2-13; Strong 1-6; Mili 1-1, 1 TD.

PASSING

- CHIEFS** — Grbac 16-27-256, 2 TDs, 0 INTs.
SEAHAWKS — Kitna 17-28-140, 1 TD, 1 INT.

INTERCEPTIONS

- CHIEFS** — Woods 1-0.
SEAHAWKS — None.

SACKS

- CHIEFS** — Hicks 3.0; D. Williams 1.0; McGlockton 1.0.
SEAHAWKS — Koonce 1.0; King 1.0.

FIELD GOALS

- CHIEFS** — Stoyanovich (27) 37WL.
SEAHAWKS — Lindell (27).

*ARROWHEAD ATTENDANCE: 78,502;
 KAUFFMAN STADIUM ATTENDANCE: 4,391

GAME 6

Oakland 20, CHIEFS 17

October 15, 2000

(79,025)

Arrowhead Stadium



OAKLAND	7	0	3	10	—	20
KANSAS CITY	0	17	0	0	—	17

- RAIDERS** — Kaufman, 4-yard pass from Gannon (Janikowski kick) (14-80, 7:05).
CHIEFS — Peterson, 27-yard field goal (12-55, 6:26).
CHIEFS — Gonzalez, 14-yard pass from Grbac (Peterson kick) (5-50, 1:58).
CHIEFS — Richardson, 15-yard pass from Grbac (Peterson kick) (7-60, 0:52).
RAIDERS — Janikowski, 47-yard field goal (9-28, 4:44).
RAIDERS — Wheatley, 7-yard pass from Gannon (Janikowski kick) (14-80, 8:08).
RAIDERS — Janikowski, 43-yard field goal (8-64, 2:15).

Team Statistics	Raiders	Chiefs
First Downs	23	20
Total Net Yards	391	346
Rushes/Net Yards	33/161	19/58
Net Passing	230	288
Pass Attempts/Completions	33/28	40/23
Had Intercepted	0	0
Times Sacked/Yards	2/14	1/0
Punts/Average	3/50.7	4/51.0
Penalties/Yards	8-69	6-40
Fumbles/Lost	1/1	1/1
Possession Time	34:01	25:59

RUSHING

- CHIEFS** — Richardson 5-25; Moreau 7-18; Anders 4-8; Cloud 3-7.
RAIDERS — Wheatley 15-76; Kaufman 10-47; Gannon 8-38.

RECEIVING

- CHIEFS** — Gonzalez 7-100, 1 TD; Alexander 5-78; Richardson 5-31, 1 TD; Morris 4-64; Lockett 1-13; Drayton 1-2.
RAIDERS — Ritchie 7-48; Brown 5-89; Wheatley 4-37, 1 TD; Kaufman 3-9, 1 TD; Brigham 2-19; Jett 2-15; Rison 2-15; Jordan 2-4; Woodson 1-8.

PASSING

- CHIEFS** — Grbac 23-40-288, 2 TDs, 0 INTs.
RAIDERS — Gannon 28-33-244, 2 TDs, 0 INTs.

INTERCEPTIONS

- CHIEFS** — None.
RAIDERS — None.

SACKS

- CHIEFS** — Bartee 1.0; Browning 1.0.
RAIDERS — Team 1.0.

FIELD GOALS

- CHIEFS** — Peterson 44WL (27).
RAIDERS — Janikowski 47WL 59WL (47) (43).

GAME 7**CHIEFS 54, St. Louis 34**

October 22, 2000

(79,142)

Arrowhead Stadium



ST. LOUIS 0 14 14 6 — 34
 KANSAS CITY 20 7 13 14 — 54

- CHIEFS** — Moreau, 2-yard run (Peterson kick) (4-25, 1:33).
CHIEFS — Peterson, 34-yard field goal (5-33, 2:03).
CHIEFS — Peterson, 20-yard field goal (5-33, 1:41).
CHIEFS — Cloud, 6-yard return of blocked punt (Peterson kick).
RAMS — Faulk, 1-yard run (Stoyanovich kick) (14-80, 8:13).
CHIEFS — Gonzalez, 9-yard pass from Grbac (Peterson kick) (5-71, 2:54).
RAMS — Holt, 18-yard pass from Warner (Stoyanovich kick) (3-52, 1:34).
CHIEFS — Alexander, 30-yard pass from Grbac (Peterson kick) (3-65, 1:30).
RAMS — Williams, 31-yard pass from Green (Stoyanovich kick) (8-87, 4:40).
CHIEFS — Anders, 6-yard run (pass failed) (6-52, 1:29).
RAMS — Bruce, 22-yard pass from Green (Stoyanovich kick) (3-34, 1:08).
CHIEFS — Anders, 4-yard run (Peterson kick) (5-77, 2:47).
CHIEFS — Drayton, 8-yard pass from Moon (Peterson kick) (5-80, 3:03).
RAMS — Bruce, 4-yard pass from Green (pass failed) (7-51, 2:34).

Team Statistics	Rams	Chiefs
First Downs	24	21
Total Net Yards	428	468
Rushes/Net Yards	20/66	22/106
Net Passing	362	362
Pass Attempts/Completions	46/30	34/22
Had Intercepted	3	0
Times Sacked/Yards	2/14	2/13
Punts/Average	5/33.0	4/39.3
Penalties/Yards	8/87	6/50
Fumbles/Lost	2/1	1/0
Possession Time	34:49	25:11

RUSHING

- CHIEFS** — Anders 13-102, 2 TDs; Moreau 4-6, 1 TD; Richardson 2-2; Grbac 3-(-4).
RAMS — Faulk 17-67, 1 TD; Holcombe 1-1; Green 1-(-2); Warner 1-0.

RECEIVING

- CHIEFS** — Alexander 5-117, 1 TD; Gonzalez 5-117, 1 TD; Morris 5-64; Lockett 3-49; Drayton 2-12, 1 TD; Richardson 1-16; Anders 1-0.
RAMS — Bruce 8-129, 2 TDs; Faulk 6-32; Holt 5-93, 1 TD; Hakim 4-54; Williams 2-34, 1 TD; Watson 2-21; Proehl 2-20; Holcombe 1-7.

PASSING

- CHIEFS** — Grbac 18-30-266, 2 TDs, 0 INTs; Moon 3-3-78, 1 TD, 0 INTs.
RAMS — Warner 15-25-185, 1 TD, 2 INTs; Green 15-21-205; 3 TDs, 1 INT.

INTERCEPTIONS

- CHIEFS** — Wesley 1-28; Hasty 1-10; Browning 1-0.
RAMS — None.

SACKS

- CHIEFS** — Woods 1.0; Bush 1.0; Browning 1.0; D. Williams 1.0.
RAMS — Little 2.0.

FIELD GOALS

- CHIEFS** — Peterson (34) (20) 42WL.
RAMS — None.

GAME 8**CHIEFS 24, Seattle 19**

October 29, 2000

62,141

Husky Stadium



KANSAS CITY 7 14 0 3 — 24
 SEATTLE 3 7 0 9 — 19

- SEAHAWKS** — Lindell, 50-yard field goal (5-15, 2:58).
CHIEFS — Alexander, 59-yard pass from Grbac (Peterson kick) (4-85, 1:30).
SEAHAWKS — Fauria, 2-yard pass from Kitna (Lindell kick) (6-40, 2:55).
CHIEFS — Alexander, 50-yard pass from Grbac (Peterson kick) (6-76, 2:36).
CHIEFS — Lockett, 34-yard pass from Grbac (Peterson kick) (4-54, 1:48).
SEAHAWKS — Lindell, 24-yard field goal (9-70, 4:31).
SEAHAWKS — Watters, 14-yard pass from Kitna (pass failed) (3-26, 1:07).
CHIEFS — Peterson, 37-yard field goal (5-17, 1:06).

Team Statistics	Seahawks	Chiefs
First Downs	22	17
Total Net Yards	351	410
Rushes/Net Yards	25/143	26/76
Net Passing	208	334
Pass Attempts/Completions	42/26	35/22
Had Intercepted	3	3
Times Sacked/Yards	3/16	1/8
Punts/Average	5/40.2	6/41.7
Penalties/Yards	10/99	7/53
Fumbles/Lost	1/1	1/0
Possession Time	29:20	30:40

RUSHING

- CHIEFS** — Anders 19-54; Richardson 4-18; Moreau 3-4.
SEAHAWKS — Watters 21-90; Alexander 4-53.

RECEIVING

- CHIEFS** — Gonzalez 8-101; Alexander 4-137, 2 TDs; Lockett 4-77, 1 TD; Anders 4-17; Richardson 2-10.
SEAHAWKS — Dawkins 7-64; Fauria 5-50, 1 TD; Watters 5-38, 1 TD; Mayes 3-29; Jackson 2-17; Strong 2-7; Mill 1-12; Alexander 1-12.

PASSING

- CHIEFS** — Grbac 22-35-342, 3 TDs, 3 INTs.
SEAHAWKS — Kitna 26-42-224, 2 TDs, 3 INTs.

INTERCEPTIONS

- CHIEFS** — Wesley 1-0; Hasty 1-0; Dennis 1-0.
SEAHAWKS — Bellamy 2-32; Simmons 1-7.

SACKS

- CHIEFS** — Woods 1.0; Edwards 1.0; D. Williams 1.0.
SEAHAWKS — Kennedy 1.0.

FIELD GOALS

- CHIEFS** — Peterson (37).
SEAHAWKS — Lindell (24) (50).

GAME 9



Oakland 49, CHIEFS 31

November 5, 2000

62,428

Network Associates Coliseum



KANSAS CITY 0 10 7 14 — 31
 OAKLAND 14 14 7 14 — 49

- RAIDERS — Rison, 10-yard pass from Gannon (Lechler kick) (8-80, 3:55).
- RAIDERS — Crockett, 1-yard run (Lechler kick) (12-72, 6:43).
- CHIEFS — Richardson, 1-yard run (Peterson kick) (5-60, 2:16).
- RAIDERS — Rison, 6-yard pass from Gannon (Lechler kick) (11-71, 6:07).
- RAIDERS — Wheatley, 1-yard run (Lechler kick) (3-58, 1:17).
- CHIEFS — Peterson, 28-yard field goal (12-62, 2:58).
- RAIDERS — Dudley, 20-yard pass from Gannon (Lechler kick) (8-67, 4:51).
- CHIEFS — Alexander, 9-yard pass from Grbac (Peterson kick) (9-55, 3:42).
- CHIEFS — Alexander, 48-yard pass from Grbac (Peterson kick) (4-77, 0:51).
- RAIDERS — Dudley, 2-yard pass from Gannon (Lechler kick) (8-53, 4:26).
- CHIEFS — Grbac, 3-yard run (Peterson kick) (10-72, 2:06).
- RAIDERS — Jordan, 43-yard run (Lechler kick) (1-43, 0:10).

Team Statistics	Raiders	Chiefs
First Downs 31	31
Total Net Yards 473	513
Rushes/Net Yards 42/231	9/39
Net Passing 242	474
Pass Attempts/Completions 31/20	53-39
Had Intercepted 0	2
Times Sacked/Yards 0/0	4/30
Punts/Average 3/43.7	3/55.7
Penalties/Yards 9/81	9/80
Fumbles/Lost 0/0	1/1
Possession Time :38:29	21:31

RUSHING

- CHIEFS — Anders 2-10; Richardson 3-18, 1 TD; Grbac 1-3, 1 TD; Bennett 3-(-2).
- RAIDERS — Wheatley 20-112, 1 TD; Jordan 4-46, 1 TD; Gannon 5-33; Kaufman 11-32; Brown 1-7; Crockett 2-1, 1 TD.

RECEIVING

- CHIEFS — Alexander 9-139, 2 TDs; Gonzalez 9-134; Lockett 7-57; Richardson 7-51; Morris 6-102; Drayton 1-21.
- RAIDERS — Brown 5-74; Dudley 4-56, 2 TDs; Jordan 3-37; Ritchie 3-25; Crockett 2-28; Rison 2-16, 2 TDs; Jett 1-6.

PASSING

- CHIEFS — Grbac 39-53-504, 2 TDs, 2 INTs.
- RAIDERS — Gannon 20-31-242, 4 TDs, 0 INTs.

INTERCEPTIONS

- CHIEFS — None.
- RAIDERS — Taves 1-24; Woodson 1-23.

SACKS

- CHIEFS — None.
- RAIDERS — Coleman 2.0; Russell 1.5; Bryant 0.5.

FIELD GOALS

- CHIEFS — Peterson (28).
- RAIDERS — Lechler 33WL.

GAME 10



San Francisco 21, CHIEFS 7

November 12, 2000

68,002

3Com Park



KANSAS CITY 0 0 0 7 — 7
 SAN FRANCISCO 0 21 0 0 — 21

- 49ERS — Garner, 1-yard run (Richey kick) (4-80, 1:36).
- 49ERS — Garcia, 2-yard run (Richey kick) (10-56, 5:32).
- 49ERS — Garcia, 1-yard run (Richey kick) (8-65, 3:33).
- CHIEFS — Bennett, 1-yard run (Peterson kick) (10-79, 4:46).

Team Statistics	49ers	Chiefs
First Downs 25	20
Total Net Yards 389	294
Rushes/Net Yards 37/149	15/49
Net Passing 240	245
Pass Attempts/Completions 25/20	40/22
Had Intercepted 0	1
Times Sacked/Yards 1/4	3/31
Punts/Average 5/33.2	4/43.3
Penalties/Yards 6/53	7/50
Fumbles/Lost 0/0	1/0
Possession Time :36:10	23:50

RUSHING

- CHIEFS — Anders 3-21; Richardson 4-19; Bennett 6-16, 1 TD; Grbac 1-0; Parker 1-(-7).
- 49ERS — Garner 25-102, 1 TD; Garcia 8-37, 2 TDs; Smith 2-7; Jackson 1-3; Streets 1-0.

RECEIVING

- CHIEFS — Richardson 8-81; Gonzalez 4-46; Morris 3-49; Anders 3-26; Alexander 2-48; Drayton 1-11; Lockett 1-15.
- 49ERS — Garner 5-39; Clark 4-41; Rice 4-31; Stokes 3-66; Smith 2-55; Owens 1-6; Streets 1-6.

PASSING

- CHIEFS — Grbac 22-40-271, 0 TDs, 1 INT.
- 49ERS — Garcia 20-25-244, 0 TDs, 0 INTs.

INTERCEPTIONS

- CHIEFS — None.
- 49ERS — Bronson 1-23.

SACKS

- CHIEFS — Browning 1.0.
- 49ERS — Young 2.0; Buckner 1.0.

FIELD GOALS

- CHIEFS — Peterson 34WL.
- 49ERS — Richey 43WL.

GAME 11

Buffalo 21, CHIEFS 17

November 19, 2000

78,457

Arrowhead Stadium



BUFFALO	7	0	0	14	—	21
KANSAS CITY	0	3	7	7	—	17

- BILLS** — Moulds, 9-yard pass from Johnson (Christie kick) (10-71, 5:01).
CHIEFS — Peterson, 19-yard field goal (10-87, 3:32).
CHIEFS — Gonzalez, 13-yard pass from Grbac (Peterson kick) (7-71, 3:39).
BILLS — Riemersma, 18-yard pass from Johnson (Christie Kick) (9-63, 3:22).
CHIEFS — Gonzalez, 9-yard pass from Grbac (Peterson kick) (13-63, 5:40).
BILLS — Johnson, 12-yard run (Christie kick) (11-67, 4:57).

Team Statistics	Bills	Chiefs
First Downs	21	24
Total Net Yards	299	378
Rushes/Net Yards	26/75	19/103
Net Passing	224	275
Pass Attempts/Completions	37/22	48/28
Had Intercepted	0	1
Times Sacked/Yards	4/16	5/66
Punts/Average	7/40.4	4/47.3
Penalties/Yards	6/45	7/57
Fumbles/Lost	0/0	2/1
Possession Time	31:20	28:40

RUSHING

- CHIEFS** — Richardson 8-44; Anders 4-41; Bennett 5-9; Alexander 1-8; Grbac 1-1.
BILLS — Johnson 5-41, 1 TD; Smith 12-21; Bryson 10-12.

RECEIVING

- CHIEFS** — Gonzalez 9-76, 2 TDs; Alexander 7-146; Richardson 4-30; Parker 2-33; Lockett 2-21; Anders 2-10; Morris 1-19; Dunn 1-6.
BILLS — Moulds 8-67, 1 TD; Price 4-45; Riemersma 4-41, 1 TD; McDaniel 3-39; Bryson 2-4; Porter 1-44.

PASSING

- CHIEFS** — Grbac 28-48-341, 2 TDs, 1 INT.
BILLS — Johnson 21-36-196, 2 TDs, 0 INTs; Mohr 1-1-44, 0 TDs, 0 INTs.

INTERCEPTIONS

- CHIEFS** — None.
BILLS — Carpenter 1-2.

SACKS

- CHIEFS** — Clemons 1.0; Maslowski 1.0; D. Williams 1.0; T. Williams 1.0.
BILLS — Newman 1.0; Wiley 1.0; Rogers 2.0.

FIELD GOALS

- CHIEFS** — Peterson (19) 35B.
BILLS — None.

GAME 12

San Diego 17, CHIEFS 16

November 26, 2000

47,228

Qualcomm Stadium



KANSAS CITY	3	3	10	0	—	16
SAN DIEGO	7	7	3	0	—	17

- CHIEFS** — Peterson, 39-yard field goal (4-2, 0:36).
CHARGERS — Jones, 20-yard pass from Leaf (Carney kick) (5-68, 2:11).
CHARGERS — Jones, 7-yard pass from Leaf (Carney kick) (8-80, 4:40).
CHIEFS — Peterson, 34-yard field goal (7-8, 3:32).
CHIEFS — Patton, 24-yard interception return (Peterson kick).
CHIEFS — Peterson, 30-yard field goal (6-39, 2:40).
CHARGERS — Carney, 52-yard field goal (4-3, 1:24).

Team Statistics	Chargers	Chiefs
First Downs	14	10
Total Net Yards	201	161
Rushes/Net Yards	22/52	77/31
Net Passing	149	84
Pass Attempts/Completions	30/17	31/12
Had Intercepted	2	1
Times Sacked/Yards	6-28	6/10
Punts/Average	8/48.5	10/43.1
Penalties/Yards	5-43	11/90
Fumbles/Lost	3/3	1/0
Possession Time	28:57	31:03

RUSHING

- CHIEFS** — Richardson 9-52; Anders 16-20; Bennett 4-3; Moon 2-2.
CHARGERS — Fletcher 14-40; Fazande 4-13; Leaf 4-(-1).

RECEIVING

- CHIEFS** — Alexander 6-67; Richardson 3-27; Anders 3-18; Morris 2-18.
CHARGERS — Jones 4-47, 2 TDs; Fletcher 4-15; Graham 3-48; Conway 2-32; McCrary 2-19; Fazande 2-16.

PASSING

- CHIEFS** — Moon 12-31-130, 0 TDs, 1 INT.
CHARGERS — Leaf 17-30-177, 2 TDs, 2 INTs.

INTERCEPTIONS

- CHIEFS** — Patton 1-24, 1 TD; Hasty 1-5.
CHARGERS — Seau 1-2.

SACKS

- CHIEFS** — Maslowski 1.0; Clemons 1.0; Hicks 2.0; Hasty 1.0; D. Williams 1.0.
CHARGERS — Harrison 2.0; Dumas 1.0; Parrella 1.0; Mickell 1.0.

FIELD GOALS

- CHIEFS** — Peterson (39) (34) (30).
CHARGERS — Carney (52).

GAME 13**New England 30, CHIEFS 24**

December 4, 2000

60,292

Foxboro Stadium



KANSAS CITY 3 7 0 14 — 24
 NEW ENGLAND 10 10 7 3 — 30

- PATRIOTS** — Vinatieri, 48-yard field goal (6-17, 2:42).
CHIEFS — Peterson, 42-yard field goal (9-45, 3:51).
PATRIOTS — Faulk, 1-yard run (Vinatieri kick) (15-67, 6:58).
CHIEFS — Alexander, 81-yard pass from Grbac (Peterson kick) (1-81, 0:10).
PATRIOTS — Brown, 17-yard pass from Bledsoe (Vinatieri kick) (5-32, 0:56).
PATRIOTS — Vinatieri, 53-yard field goal (6-41, 1:01).
PATRIOTS — Wiggins, 1-yard pass from Bledsoe (Vinatieri kick) (8-63, 3:42).
CHIEFS — Gonzalez, 4-yard pass from Grbac (Peterson kick) (12-73, 4:20).
PATRIOTS — Vinatieri, 27-yard field goal (4-2, 1:30).
CHIEFS — Lockett, 19-yard pass from Grbac (Peterson kick) (2-44, 0:28).

Team Statistics	Patriots	Chiefs
First Downs	24	18
Total Net Yards	368	418
Rushes/Net Yards	31/105	19/68
Net Passing	263	350
Pass Attempts/Completions	48-33	46-25
Had Intercepted	0	1
Times Sacked/Yards	3/19	0/0
Punts/Average	6/39.0	6/38.2
Penalties/Yards	5/65	7/40
Fumbles/Lost	1/1	2/2
Possession Time	36:42	23:18

RUSHING

- CHIEFS** — Richardson 6-30; Anders 6-19; Grbac 4-17; Bennett 3-2.
PATRIOTS — Faulk 22-52, 1 TD; Glenn 2-37; Pass 2-9; Bledsoe 3-5; Shaw 2-2.

RECEIVING

- CHIEFS** — Gonzalez 11-147, 1 TD; Alexander 5-116, 1 TD; Richardson 3-32; Morris 3-17; Lockett 2-34, 1 TD; Anders 1-4.

- PATRIOTS** — Brown 12-119, 1 TD; Wiggins 5-41, 1 TD; Faulk 5-32; Rutledge 3-27; Jackson 2-17; Glenn 2-15; Carter 2-10; Simmons 1-14; Pass 1-7.

PASSING

- CHIEFS** — Grbac 25-46-350, 3 TDs, 1 INT.
PATRIOTS — Bledsoe 33-48-282, 2 TDs, 0 INTs.

INTERCEPTIONS

- CHIEFS** — None.
PATRIOTS — Smith 1-56.

SACKS

- CHIEFS** — Patton 1.0; McGlockton 1.0; Hicks 1.0.

- PATRIOTS** — None.

FIELD GOALS

- CHIEFS** — Peterson (42).
PATRIOTS — Vinatieri (48) (53) 37WR (27).

GAME 14**CHIEFS 15, Carolina 14**

December 10, 2000

77,481

Arrowhead Stadium



CAROLINA 0 7 7 0 — 14
 KANSAS CITY 0 3 3 9 — 15

- PANTHERS** — Hetherington, 1-yard run (Nedney kick) (8-68, 3:46).
CHIEFS — Peterson, 35-yard field goal (8-51, 2:27).
PANTHERS — Mangum, 15-yard pass from Beuerlein (Nedney kick) (10-73, 5:28).
CHIEFS — Peterson, 24-yard field goal (14-69, 5:46).
CHIEFS — Gonzalez, 6-yard pass from Grbac (pass failed) (12-85, 4:52).
CHIEFS — Peterson, 33-yard field goal (8-43, 3:28).

Team Statistics	Panthers	Chiefs
First Downs	21	26
Total Net Yards	257	453
Rushes/Net Yards	16/23	26/138
Net Passing	234	315
Pass Attempts/Completions	31/23	44/31
Had Intercepted	1	2
Times Sacked/Yards	6/18	0/0
Punts/Average	5/41.8	0/0.0
Penalties/Yards	5/47	5/35
Fumbles/Lost	0/0	2/2
Possession Time	27:54	32:06

RUSHING

- CHIEFS** — Richardson 17-89; Alexander 1-26; Grbac 5-20; Moreau 3-3.
PANTHERS — Hoover 10-13; Hetherington 5-8, 1 TD; Beuerlein 1-2.

RECEIVING

- CHIEFS** — Gonzalez 10-96, 1 TD; Richardson 8-65; Alexander 6-81; Morris 4-38; Lockett 2-24; Dunn 1-20.

- PANTHERS** — Muhammad 8-102; Hayes 5-77; Hoover 4-27; Mangum 3-32, 1 TD; Crawford 1-11; Bates 1-3; Craig 1-0.

PASSING

- CHIEFS** — Grbac 31-44-315, 1 TD, 2 INTs.
PANTHERS — Beuerlein 23-31-252, 1 TD, 1 INT.

INTERCEPTIONS

- CHIEFS** — Robinson 1-0; Evans 1-17.
PANTHERS — Woods 1-0.

SACKS

- CHIEFS** — Clemmons 2.0; Hicks 2.0; McGlockton 1.0; Browning 1.0.
PANTHERS — None.

FIELD GOALS

- CHIEFS** — Peterson (35) (24) (33).
PANTHERS — Nedney 48WR.

GAME 15**CHIEFS 20, Denver 7**

December 17, 2000

78,406

Arrowhead Stadium



DENVER 0 7 0 0 — 7
 KANSAS CITY 3 0 7 10 — 20

- CHIEFS** — Peterson, 40-yard field goal (12-73, 5:52).
BRONCOS — Suttle, fumble recovery in the end zone (Elam kick).
CHIEFS — Moreau, 2-yard run (Peterson kick) (6-70, 3:23).
CHIEFS — Richardson, 28-yard run (Peterson kick) (8-73, 4:24).
CHIEFS — Peterson, 27-yard field goal (10-42, 5:01).

Team Statistics	Broncos	Chiefs
First Downs	11	24
Total Net Yards	278	424
Rushes/Net Yards	53/14	41/264
Net Passing	225	160
Pass Attempts/Completions	35/22	28/14
Had Intercepted	0	0
Times Sacked/Yards	2/9	0/0
Punts/Average	7/41.6	6/44.2
Penalties/Yards	7/51	6/51
Fumbles/Lost	1/1	4/2
Possession Time	25:26	34:34

RUSHING

- CHIEFS** — Richardson 23-156, 1 TD; Moreau 14-59, 1 TD; Grbac 3-38; Alexander 1-11.

- BRONCOS** — Anderson 12-49; Frerotte 2-4.

RECEIVING

- CHIEFS** — Alexander 5-79; Gonzalez 4-46; Richardson 3-13; Morris 2-22.

- BRONCOS** — McCaffrey 8-84; Smith 6-101; Anderson 3-29; Chamberlain 2-16; Carswell 2-2; Griffith 1-2.

PASSING

- CHIEFS** — Grbac 14-23-156, 1 TD, 0 INTs.
BRONCOS — Frerotte 22-34-234, 0 TDs, 0 INTs.

INTERCEPTIONS

- CHIEFS** — None.
BRONCOS — None.

SACKS

- CHIEFS** — Hicks 2.0.
BRONCOS — None.

FIELD GOALS

- CHIEFS** — Peterson (40) (27).
BRONCOS — Elam 37WR.

GAME 16**Atlanta 29, CHIEFS 13**

December 24, 2000

(41,017)

Georgia Dome



KANSAS CITY 7 0 0 6 — 13
 ATLANTA 7 6 6 10 — 29

- FALCONS** — Jefferson, 17-yard pass from Chandler (Anderson kick) (15-75, 8:12).
CHIEFS — Gonzalez, 21-yard pass from Grbac (Peterson kick) (4-48, 2:02).
FALCONS — Anderson, 24-yard field goal (13-58, 8:41).
FALCONS — Anderson, 48-yard field goal (7-26, 2:19).
FALCONS — Anderson, 42-yard field goal (11-37, 9:04).
FALCONS — Anderson, 23-yard field goal (6-30, 2:25).
FALCONS — Kozlowski, 6-yard pass from Chandler (Anderson kick) (2-8, 0:49).
FALCONS — Anderson, 36-yard field goal (7-23, 2:46).
CHIEFS — Moreau, 1-yard run (pass failed) (9-78, 1:46).

Team Statistics	Falcons	Falcons
First Downs	20	15
Total Net Yards	288	259
Rushes/Net Yards	36/131	12/49
Net Passing	157	210
Pass Attempts/Completions	29/20	32/18
Had Intercepted	0	0
Times Sacked/Yards	3/6	4/20
Punts/Average	2/43.5	5/46.2
Penalties/Yards	4/30	5/25
Fumbles/Lost	1/0	2/1
Possession Time	41:18	18:42

RUSHING

- CHIEFS** — Richardson 3-30; Grbac 2-15; Moreau 2-4, 1 TD.

- FALCONS** — Anderson 28-107; Chandler 4-22; Smith 4-2.

RECEIVING

- CHIEFS** — Gonzalez 5-86, 1 TD; Lockett 4-51; Alexander 4-43; Richardson 4-32; Morris 1-18.

- FALCONS** — Mathis 4-34; Kelly 4-31; Anderson 4-28; Jefferson 3-37, 1 TD; Christian 3-21; Kozlowski 2-12, 1 TD.

PASSING

- CHIEFS** — Grbac 18-32-230, 1 TD, 0 INTs.
FALCONS — Chandler 20-29-163, 2 TDs, 0 INTs.

INTERCEPTIONS

- CHIEFS** — None.
FALCONS — None.

SACKS

- CHIEFS** — Clemons 1.0; Browning 1.0; T. Williams 0.5; McGlockton 0.5.
FALCONS — Carter 1.0; Hall 1.0; Smith 2.0.

FIELD GOALS

- CHIEFS** — Peterson 43WR.
FALCONS — Anderson (24) (48) (42) (23) (36).

CHIEFS HISTORY

1959 — Lamar Hunt established and organized the American Football League with six original cities — Dallas, New York, Houston, Denver, Los Angeles and Minneapolis (Buffalo and Boston were added and Oakland replaced Minneapolis). "Before there was a player, coach or general manager in the league, there was Lamar Hunt," said Boston's Billy Sullivan. "Hunt was the cornerstone, the integrity of the league. Without him, there would have been no AFL." An unknown assistant at Miami (Florida), Hank Stram, was hired by Hunt to coach the club.

1960 — For their inaugural season in the Cotton Bowl, the Texans had a strong home-state identity with quarterback Cotton Davidson (Baylor), fullback Jack Spikes (Texas Christian) and running back Abner Haynes (North Texas State). Haynes led the league in rushing with 875 yards and touchdowns with nine. The Texans had a flashy, high scoring club, and only three close losses kept them from challenging for the division title. The Texans averaged 24,500 for their home games, the highest average in the league.

1961 — The Texans and the NFL's Dallas Cowboys both drafted E.J. Holub, described by many scouts as "the best football player in America." Holub decided to play for the Texans, joining three future Chiefs Hall of Famers — Jerry Mays, Fred Arbanas and Jim Tyrer.

1962 — Stram brought in quarterback Len Dawson, who spent six uneventful years in the NFL, to quarterback the club. Another key addition was Kansas running back Curtis McClinton. Haynes enjoyed his finest season with 1,049 yards and an AFL-high 13 touchdowns. The Texans clinched the Western Division championship in November and finished with an 11-3 record. AFL writers voted Dawson, who threw 29 touchdown passes, player of the year, and Stram coach of the year. Dallas won the AFL Championship on December 23 when Tommy Brooker connected on a 25-yard field goal during the second overtime of the title game, giving the Texans a 20-17 victory over the Houston Oilers.

1963 — On May 14, Hunt announced he was moving the franchise to Kansas City and renaming it the Chiefs. H. Roe Bartle, Kansas City's mayor nicknamed "Chief," promised to enlarge Municipal Stadium and guaranteed Hunt three times as many season ticket sales as the Texans had in Dallas. Rookie Stone Johnson suffered a fatal injury in a preseason game and his jersey number 33 was subsequently retired. Kansas City opened the regular season with a 59-7 victory over Denver, but managed just one win and two ties in its next nine games. Three highly-touted rookies, Buck Buchanan, Ed Budde and Bobby Bell, became starters on their way to a combined 526 games with the team.

1964 — The Chiefs struggled to a 7-7 record as many of the team's best players, including E.J. Holub, Fred Arbanas and Johnny Robinson, missed several games with injuries. An average of just 18,126 fans attended each home game, prompting discussion at the AFL owners' meeting about the Chiefs future in Kansas City.

1965 — The Chiefs made Kansas star Gale Sayers their first-round draft pick, but lost him in a bidding war with the Chicago Bears. The Chiefs were able to nab wide receiver Otis Taylor from Prairie View, while Mack Lee Hill, a virtually unknown free agent running back, muscled his way into the starting lineup. In a relatively routine knee surgery late in the season, Hill died on the operating table. The club finished with a 7-5-2 record with three losses by a field goal or less.

1966 — The Chiefs signed Heisman Trophy winner Mike Garrett from USC, even though he was drafted by his hometown Los Angeles Rams of the NFL. A crowd of 43,885, the largest ever to witness a sports event in Kansas City, turned out for the home opener against the defending AFL champion Buffalo Bills. The Chiefs dropped a 29-14 decision to the Bills, but, after the contest, Stram and Buffalo head coach Joe Collier negotiated a trade in the middle of the field. Kansas City got kicker Mike Mercer for a fifth-round pick, solidifying

one of the few weaknesses on the squad. Garrett earned AFL Rookie of the Year honors, rushing for 801 yards with a lofty 5.5 yards-per-carry average. Dawson led the league in passing as the Chiefs finished three games in front of Oakland for the Western Division title.

1967 — Using a dazzling I-formation offense and a smothering defense, the Chiefs dominated the Bills in Buffalo, 31-7, on New Year's day to win the franchise's second AFL crown and a place in the first AFL-NFL World Championship Game, later renamed Super Bowl I. On January 15 at the Los Angeles Memorial Coliseum, the Chiefs met Vince Lombardi's powerful Green Bay Packers. The Chiefs played the Packers close for a half, trailing 14-10, but Green Bay took control in the final two quarters, winning the game by a score of 35-10. The Chiefs looked to the draft to strengthen their defense and found a pair of linebacking gems in Willie Lanier from Morgan State and Jim Lynch from Notre Dame. The club's special teams also got a boost with the addition of kicker Jan Stenerud and return man Noland (Super Gnat) Smith. On August 23, the Chiefs and Chicago Bears played a preseason game in the first contest between AFL and NFL teams in Kansas City. The Chiefs throttled the Bears, 66-24, at Municipal Stadium. Interest in the team skyrocketed, forcing an increase in seating capacity at Municipal Stadium from 40,000 to 47,000. Later in the year, Jackson County voters approved a \$43 million bond issue for construction of a sports complex. Injuries again hit the club hard in the regular season as the Chiefs clawed their way to a 9-5 record.

1968 — Dawson led the AFL in passing for the fourth time as the Chiefs finished the year with a 12-2 record and a tie with the Raiders for the Western Division championship. Oakland easily defeated Kansas City, in the AFL Playoffs 41-6, to advance to the AFL Championship Game against the New York Jets.

1969 — The Chiefs opened the season with impressive wins over San Diego and Boston, but lost Dawson with a knee injury. The next week, backup Jacky Lee went down with a broken ankle, leaving the team's most crucial position in the hands of two-year pro Mike Livingston, who engineered a seven-game win streak. Two months into the campaign, Dawson returned, helping the Chiefs to an 11-3 record, good for second in the division behind Oakland, who was 12-1-1. In the first round of the playoffs, Kansas City rode its dominating defense en route to a 13-6 win over the Super Bowl champion New York Jets, while Oakland pounded Houston, 56-7.

1970 — On January 4, the Chiefs defeated the Raiders, 17-7, to capture the AFL crown. It was the final game in AFL history, as the Chiefs became the league's only three-time champions. The biggest moment in Kansas City sports history came to a peak as the Chiefs became World Champions by turning back the Minnesota Vikings, by a score of 23-7, in Super Bowl IV. The Chiefs used the game as a crusade for the American Football League, and wore patches on their jerseys saying "AFL-10," which referred to the league's 10-year existence. The following season would see the AFL merge with the NFL. Oddsmakers established the Vikings as two-touchdown favorites, yet the Chiefs used three Stenerud field goals and a Garrett touchdown run to take a 16-0 halftime lead. A dynamic 46-yard touchdown pass from Dawson to Taylor in the third quarter sealed the victory. Dawson was named the game's Most Valuable Player. Despite injuries to key players and the trade of Garrett to the Chargers, the Chiefs finished the year with a 7-5-2 record, but did not qualify for the playoffs.

1971 — Taylor led the NFL in receiving yards with 1,110 and Ed Podolak became the team's top rusher. The linebacking trio of Lanier, Bell and Lynch was the league's best. In the season's next-to-last game with the Raiders, a late field goal by Stenerud gave the Chiefs a 16-14 victory and a Western Division title. The team finished with a 10-3-1 mark, one-and-a-half games ahead of Oakland. Kansas City and Miami hooked up for one of pro football's most memorable games on Christmas Day in the first round of the playoffs. The

Eastern Division champion Dolphins won a dramatic double-overtime thriller, 27-24, in the longest game in NFL history. Podolak accounted for an incredible 350 yards on rushes, receptions and returns. It would be the last game played in Municipal Stadium.

1972 — Chiefs founder Lamar Hunt became the first AFL figure to be inducted into the Pro Football Hall of Fame on July 29 in Canton, Ohio. All-Pro safety Johnny Robinson retired and Dawson ended speculation about his retirement by signing a two-year contract. The Chiefs opened play in Arrowhead Stadium, one of the most magnificent facilities in pro sports. The largest crowd in Chiefs history, 82,094, watched the home team defeat the Raiders, 27-14, on November 5. The Chiefs got off to a 5-3 start, then lost three straight, and ended the year with an 8-6 record and out of playoff contention.

1973 — The defense remained solid but the offense struggled as Dawson was hurt for much of the season. Livingston led the club into first place in late November, but a pair of losses and a tie, gave the team its second straight second-place finish.

1974 — The Chiefs age was beginning to show. Several of the club's key players were entering the twilight of their careers: Dawson was 39, Tyrer was 35, Bell, Buchanan and Budde were 34, Hill was 33, and Taylor was 32. The result was the team's first losing season in 11 years. One of the year's few bright spots in the 5-9 season was Emmitt Thomas' league-leading 12 interceptions. Bell, an eight-time All-Pro, concluded his playing career.

1975 — Paul Wiggin, an assistant coach with the San Francisco 49ers, replaced Stram as the team's head coach and directed the Chiefs to four wins in his first five games. The high point of the season was a 34-31 upset of the Dallas Cowboys on Monday Night Football. Injuries crippled the team, leading to a second straight 5-9 finish. Dawson, the top passer in Chiefs history, announced his retirement after 14 memorable seasons with the franchise. After eight All-Pro seasons, Buchanan also finished his last year of play.

1976 — After lingering in Dawson's shadow for eight seasons, Livingston was firmly entrenched as the team's starting quarterback. Even though he played well, the Chiefs still ended the year with their third consecutive 5-9 record.

1977 — The Chiefs suffered their worst season ever, winning just twice. Tom Bettis replaced Wiggin at midseason as the team's head coach, but was able to win just once in seven tries. The heart and soul of the Chiefs defense departed when roommates Lanier and Lynch, a pair of 11-year veterans, retired after the season's end.

1978 — Marv Levy, the former head coach of the Canadian Football League's Montreal Alouettes, was named head coach. His first four draft picks were defensive players, including standout defensive end Art Still of Kentucky and linebacker Gary Spani of Kansas State. Levy installed the Wing-T as his offense. The Chiefs had the second-most productive ground game in the league and a record five different runners had 100-yard games, including Tony Reed, the team's first 1,000-yard back in 11 years. The team showed signs of improvement, and ended their first 16-game regular season with a 4-12 mark.

1979 — With the second overall pick in the draft, the team landed Colorado State defensive end Mike Bell, a pass rush specialist and perfect complement for Still. Clemson quarterback Steve Fuller was also chosen in the first round by the Chiefs, and by midseason, he had replaced Livingston. With Fuller at the helm, the Chiefs improved from a 1-3 start to finish 7-9.

1980 — In a then-controversial move, the Chiefs released Stenerud, the club's all-time leading scorer, in favor of journeyman Nick Lowery, who had been cut 11 times by eight different teams himself. Despite injuries to key players, the Chiefs made steady improvement. The team came back from an 0-4 start to finish 8-8. The defense came of age with Still, Spani, safety Gary Barbaro and cornerback Gary Green playing major roles. After Fuller was sidelined with a knee injury late in the season, little-known Bill Kenney took over and led the club to two victories in the final three weeks.

1981 — Kenney remained at quarterback and directed the Chiefs to a 6-2 start, including a 37-33 win over the defending Super Bowl champion Steelers in Pittsburgh. The Chiefs were poised to make the playoffs for the first time in 10 years before dropping three straight games in December. A season-ending victory over the Vikings guaranteed the Chiefs their first winning record since 1973. Rookie running back Joe Delaney, a second-round pick from Northwest Louisiana rushed for a then club-record 1,121 yards.

1982 — The Chiefs split their first two games of the year before the players' strike began. The walkout would not be settled until mid-November, and the Chiefs dropped the first four games following the strike's end. Victories in two of the season's final three games left the club with a 3-6 record.

1983 — Tragedy struck the club on June 29, when Delaney, the team's young star running back, drowned trying to save the lives of three youngsters in Monroe, Louisiana. A month later, linebacker Bobby Bell became the first Chiefs player to be inducted into the Pro Football Hall of Fame in Canton. John Mackovic, in his first season as the club's head coach, had trouble finding a suitable replacement for Delaney as the running game suffered. Kenney was coming of age, throwing for 4,348 yards, a Chiefs record and then the fourth-highest total in NFL history. His primary target was wide receiver Carlos Carson, who hauled in 80 passes for 1,351 yards. Despite the team's high-flying offense, the final result was a 6-10 finish.

1984 — The Chiefs used their two first-round draft picks to bolster their lines, picking Pitt All-America nose tackle Bill Maas then Iowa's huge offensive tackle John Alt. Maas had an immediate impact and was named NFL Defensive Rookie of the Year. Kenney suffered a broken thumb during the preseason and was sidelined until the season's seventh week. Todd Blackledge, a first-round pick the previous season, opened the first six contests and had the club 3-3. Inconsistency marked the rest of the season which saw the team conclude the year with an 8-8 mark.

1985 — The Chiefs got off to a flying start, winning three of their first four games. One of the wins, a 28-7 drubbing of the Seattle Seahawks on September 29, saw free safety Deron Cherry tie an NFL record with four interceptions. That would be one of the few remaining bright spots in a 6-10 season.

1986 — Linebacker Willie Lanier was enshrined in the Pro Football Hall of Fame on August 2. The pieces started coming together for Mackovic, who directed the club to a 7-3 record 10 weeks into the season. The club's defense and special teams were especially effective. Three straight losses in November put the Chiefs playoff chances in jeopardy, though. A 37-17 win over the Broncos at Arrowhead and the team's first-ever win at L.A. Memorial Coliseum, a 20-17 squeaker over the Raiders, put the 9-6 Chiefs in position to reach the playoffs. A December 21 date in Pittsburgh was all that stood in their way. Despite being outgained 515 yards to 171, the Chiefs were able to notch a 24-19 victory as all of the team's points came from the special teams. That earned the club an AFC Wild Card berth, the club's first playoff appearance in 15 years. On December 28 at Giants Stadium, the Jets defeated the upstart Chiefs, 35-15.

1987 — Quarterback Len Dawson was inducted into the Pro Football Hall of Fame on August 8 in Canton, just a few miles from his hometown of Alliance, Ohio. Special teams coordinator Frank Gansz was promoted to head coach, and he quickly used the draft to solve the Chiefs running woes by selecting nimble Paul Palmer of Temple in the first round and powerful Enugu, Nigeria, native Christian Okoye from tiny Azusa Pacific in the second. Both rookies made a splash in the season-opening win over the Chargers as Palmer returned a kickoff for a touchdown and Okoye dashed for 105 yards. The Chiefs suffered a setback at Seattle the following week, just before another players' strike took place. NFL teams put together "replacement" squads, mostly consisting of players cut in training camp. The Chiefs version lost all three games, and by the time the strike was finished, the team stood 1-4. Five straight losses followed, giving the Chiefs a team-record nine-game skid. Kansas City won three of its last five for a 4-11 mark.

1988 — Defensive end Neil Smith of Nebraska became the team's first-round pick after the club traded its second-round choice to the Detroit Lions in order to move one place up in the first round. For the second straight season, the Chiefs were able to win just four times. Twelve-year veteran Steve DeBerg, acquired in an off-season trade with the Tampa Bay Buccaneers, became the club's starting quarterback. On December 19, one day after the season's end, Carl Peterson took over as the club's President/General Manager and Chief Operating Officer.

1989 — Marty Schottenheimer, who directed the Cleveland Browns to two AFC Championship Game appearances, became the seventh head coach in Chiefs history on January 24. With the fourth overall pick in the draft, the team selected Butkus Award winner Derrick Thomas, Alabama's All-America linebacker. The team started slow, winning three of its first eight games. DeBerg, Ron Jaworski, and Steve Pelluer each took turns as the team's starting quarterback. DeBerg regained the starting job for the final five weeks of the season, generating four wins that put the Chiefs one-half game shy of a playoff berth. The 8-7-1 record was good for second place in the division. Okoye set a club record and became the first Chief to lead the NFL in rushing with 1,480 yards, while Thomas won consensus Rookie of the Year honors.

1990 — Defensive tackle Buck Buchanan was inducted into the Pro Football Hall of Fame on August 4. The Chiefs got out of the starting gate quickly, winning three of their first four games. The club then struggled, splitting its next six games, before tearing up the league in the home stretch, winning six of its last seven outings. The team's 11-5 record was the club's best since the 1969 Super Bowl season and advanced the team to the playoffs for just the second time since 1971. Free agent running back Barry Word topped the team with 1,015 yards, but the unquestioned leader on offense was DeBerg, who tossed 23 touchdown passes with just four interceptions. Kansas City led the NFL with 60 sacks, including 20 by Thomas, the NFL's sack king. An NFL-record seven of Thomas' sacks came on November 11 against Seattle, a game the Seahawks miraculously won, 17-16, on a last-second touchdown by future Chief Dave Krieg. That loss would bring on the furious stretch run.

1991 — On January 5 at Joe Robbie Stadium in Miami, the Chiefs suffered a heart-breaking, 17-16 loss to the Dolphins in the AFC First Round Playoff tilt. On July 27, Jan Stenerud became the first pure placekicker to be inducted into the Pro Football Hall of Fame. The Chiefs enjoyed another strong 10-6 regular season. The home portion of the schedule was highlighted by a pair of prime-time Monday night affairs. On October 7, the Chiefs toppled the defending AFC Champion Bills, 33-6, in the club's first home Monday night game in eight years. Three weeks later, the Chiefs tallied a thrilling come-from-behind win over the Raiders in front of a national audience. On December 28, the Chiefs played host to the Raiders in the first playoff game ever at Arrowhead Stadium. The Chiefs posted their first postseason victory since Super Bowl IV with a 10-6 decision over the Raiders as Kansas City forced six Los Angeles turnovers.

1992 — On January 5, the Chiefs visited Buffalo for an AFC Divisional Playoff matchup. The Bills dynamic offense proved to be too much for the Chiefs in a 37-14 setback that propelled Buffalo toward the Super Bowl. A melancholy summer awaited the Chiefs, who mourned the passing of Player Personnel Director Whitey Dovell on May 22, and Hall of Famer Buck Buchanan on July 16. Six-time Pro Bowl safety Deron Cherry, owner of 50 career interceptions, announced his retirement in July. The Chiefs battled through an injury-riddled season, during which a playoff berth never seemed certain. On the regular season's final Sunday, the Chiefs faced the Broncos in a game that would send the winner into the playoffs. The Chiefs defense tallied three touchdowns and "Plan B" signee Dave Krieg tossed a pair of scoring passes as the Chiefs buried the Broncos, 42-20. First-round draft pick Dale Carter of Tennessee earned the Bert Bell trophy as the NFL's Rookie of the Year.

1993 — On January 2 in San Diego, the Chiefs made a quick exit from the playoffs as the Chargers posted a 17-0 victory. The Chiefs spent the off-season retooling their offense. On April 20, the Chiefs traded for quarterback Joe Montana, who directed the San Francisco 49ers to four Super Bowl victories. The Chiefs swapped their first-round pick in the '93 draft to the 49ers in exchange for Montana, safety David Whitmore and San Francisco's third-round pick in '94. Kansas City wasn't done loading up the offense. On June 9 the club signed unrestricted free agent running back Marcus Allen, a certain Hall of Famer and the MVP of Super Bowl XVIII. The additions paid off as the Chiefs went 11-5, won their first AFC West title since '71 and appeared in the AFC Championship Game.

1994 — Kansas City got its first true taste of "Montana Magic" as the NFL's all-time leading passer engineered a brilliant comeback in a first-round playoff win over Pittsburgh on Jan. 8. The Chiefs trailed the Steelers, 17-10, entering the fourth quarter, and then, 24-17, as the two-minute warning sounded. On fourth-and-goal from the seven, Montana fired a game-tying TD pass to wide receiver Tim Barnett. In overtime, kicker Nick Lowery booted a 32-yard field goal as Arrowhead erupted. On Jan. 16, the Chiefs traveled to Houston, where the Oilers sat poised for their 12th straight win. The heavily-favored Oilers opened up a 13-7, fourth-quarter lead, but once again, Montana had a comeback in mind. First, he hit wide receiver J.J. Birden for an 11-yard TD, then he found wide receiver Willie Davis open in the end zone from 18 yards out. Allen nailed the game shut with a 21-yard TD dash and the Chiefs found themselves on the favorable side of a 28-20 decision. The Chiefs playoff journey ended in Buffalo on Jan. 23 as the Bills won their fourth straight AFC title game by a score of 30-13. The Chiefs added cornerback Mark Collins and linebacker George Jamison through free agency and quarterback Steve Bono and safety William White through trades. Also new at Arrowhead in '94 was a grass playing surface, the first ever at Arrowhead Stadium. The Chiefs started the year with three straight wins, but found themselves 8-7 with their playoff hopes in jeopardy. In the do-or-die season finale at the L.A. Coliseum, Allen had his finest game as a Chief, rushing 33 times for 132 yards en route to a 19-9 win. On New Year's Eve, the Chiefs made a rapid departure from the playoffs, dropping a 27-17 decision at Miami.

1995 — Quarterback Joe Montana announced his retirement from football after 16 years in the NFL, including the last two with the Chiefs, on April 18. Immediately, so-called media experts predicted much gloom and doom for the '95 Chiefs. The team responded by posting an NFL-best 13-3 record with unblemished 8-0 marks in the AFC West and in games played at Arrowhead Stadium. The Chiefs led the NFL in rushing offense scoring defense and turnover ratio, the three hallmarks of a solid football team. During the first six weeks of the season, the Chiefs were victorious in three overtime games. In an October 9 thriller on Monday Night Football, first-year wide receiver Tamarick Vanover returned a punt 86 yards for a touchdown in overtime to defeat the San Diego Chargers.

1996 — On a blustery, January 7 afternoon with the temperature at 11 degrees and wind chills at -9, the Chiefs dropped an AFC Divisional Playoff Game to the Indianapolis Colts, 10-7, at Arrowhead Stadium. More Chiefs (seven) played in the AFC-NFC Pro Bowl on February 4 than any other AFC team: fullback Kimble Anders, quarterback Steve Bono, cornerback Dale Carter, defensive tackle Dan Saleaumua, guard Will Shields, defensive end Neil Smith, and linebacker Derrick Thomas. The Chiefs finished with a 9-7 record and ended a six-year streak of playoff qualification. During the season, running back Marcus Allen set three NFL records: most career rushing touchdowns, most games played by a running back and most pass receptions by a running back.

1997 — After missing the playoffs in '96 for the first time since '89, Kansas City dramatically retooled its roster in '97. The Chiefs line-up featured 11 new starters, headlined by free agent signees QB Elvis Grbac, WR Andre Rison and TE Ted Popson on offense. On defense, the club's top four picks from the '96 Draft - S Jerome Woods, S Reggie Tongue, DE

John Browning and LB Donnie Edwards - emerged as starters, as well. All the new faces quickly formed a cohesive unit as the Chiefs posted a 28-3 record and their second AFC West title in the past three years. The club engineered several dramatic finishes, the first of which came on September 8 at Oakland when Grbac collaborated with Rison on an improbable 32-yard TD pass with seconds remaining to provide the Chiefs with a 28-27 win over the Raiders. After posting a 6-2 record during the season's first half, Kansas City's good fortune finally appeared to run out on November 3 vs. Pittsburgh when Grbac suffered a broken clavicle. However, back-up QB Rich Gannon would come on to preserve a win in that contest and lead the team to a 5-1 mark in their next six outings. K Pete Stoyanovich provided one of the year's most memorable moments, connecting on a line-drive 54-yard FG to give Kansas City a 24-22 win over Denver on November 16. Grbac returned to the starting line-up for the regular season finale vs. New Orleans as the squad finished the regular season with an 8-0 tally at Arrowhead Stadium.

1998 — The two teams with the AFC's top records squared off for the third time when 12-4 Denver visited 13-3 Kansas City for an AFC Divisional Playoff contest on January 4. Despite holding an edge in total yardage, the Chiefs could not convert on several key scoring opportunities, dropping a 14-10 decision to their division foes. Six players represented Kansas City at the AFC-NFC Pro Bowl, including CB James Hasty and WR Andre Rison who made their first appearances as members of the Chiefs. On April 9, RB Marcus Allen announced his retirement, concluding a brilliant 16-year NFL career, which included five stellar seasons in Kansas City. A '98 campaign which began with much promise had its high hopes dashed as the Chiefs suffered several major injuries beginning in a season-opening victory over the Oakland Raiders. Starting quarterback Elvis Grbac was lost for a considerable amount of the season due to a shoulder on the final play of the game's first half, while All-Pro left guard Dave Scott's year came to an end with a biceps tear in the second stanza of that same contest. In total, 11 different starters missed a total of 45 games due to injury as the Chiefs went 7-9 to miss the playoffs for just the second time during the '90s, snapping a string of nine consecutive winning seasons. The club was also hampered by crucial penalties, as the team set dubious NFL records for penalties (158), penalty yardage (1,304) and first downs allowed by penalty (58).

1999 — On January 11, head coach Marty Schottenheimer announced his retirement after 10 seasons of distinguished service with the club. His 101-58-1 (.634) record gave him the best winning percentage of any coach in franchise history. During his tenure, the Chiefs captured three AFC West titles, qualified for the playoffs seven times and made the team's first-ever appearance in the AFC Championship Game in '93. Schottenheimer posted a 54-26 record (.675) against his AFC West opponents, including a 18-3 mark (.857) against the Raiders. A veteran of 17 NFL seasons as an assistant coach, Gunther Cunningham was appointed the eighth head coach in franchise history on January 22. During his four seasons ('95-'98) as the Chiefs defensive coordinator, Kansas City's defense allowed a league-low 16.4 points per game. Over those four years, the Chiefs won two AFC West titles and posted a 23-9 (.719) record against the rest of the division. The club responded their new leader's high-energy style as Cunningham produced a 9-7 record in his initial season at the club's helm, the best record of any rookie head coach in franchise history and the best mark of any first-year head coach in the NFL in '99. The club became the sixth team in NFL history to record 100 regular season wins in a decade with a 16-10 triumph at Denver on December 5. Only Buffalo (103-57) finished the '90s with a better record than Kansas City's 102-58 mark. Perhaps two biggest factors in the Chiefs success during the decade were the takeaway/giveaway column and the running game. Under Cunningham, the team firmly regained their grips on both categories in '99. Kansas City led the NFL with a +21 turnover ratio in '99 and won the NFL's turnover triple crown in the '90s with a remarkable +128 turnover ratio, a league-high 365 takeaways and an NFL-low 237 giveaways.

The Chiefs also recorded 11 return TDs on the season, including a franchise-best nine on defense. Cunningham's "maul ball" running philosophy proved fruitful as the Chiefs ran the ball more times (521) than any other team in the league and ranked fourth in the NFL in rushing with 130.1 yards per game. After a three-game mid-season losing streak put the club at 5-5 and on the brink of playoff elimination, the team rallied for a four-game winning string and needed a win in one of its last two contests to secure a postseason berth. A 23-14 loss at Seattle on December 26 would set up a make-or-break game in the regular season finale vs. Oakland.

2000 — A win vs. Oakland at Arrowhead in the regular season finale on January 2 of the new century would seal the AFC West title for the Chiefs, while a loss would put the club out of the playoffs. Kansas City leaped out to a 17-0 lead vs. the Raiders, but a blocked punt would turn the momentum in one of the wildest contests in the storied Chiefs-Raiders series. The game was eventually won by Oakland 41-38 in overtime, providing an ominous start to a year which would turn tragic for the team on January 23. Nine-time Pro Bowl linebacker Derrick Thomas was seriously injured in a one-vehicle accident just east of the Kansas City International Airport on I-435. Ten other individuals were killed in a separate, 24-vehicle accident that same day just north of KCJ on I-29. Thomas was moved to Jackson Memorial Hospital in his hometown of Miami the following day. Although confined to a wheelchair, Thomas had made substantial progress and was in good spirits when he was visited by Chiefs President Carl Peterson in Miami on February 7. The next day, Thomas' condition took a shocking turn and at 10:10 AM (ET) on February 8, he was pronounced dead after suffering cardiac arrest. February 11 was declared "Derrick Thomas Red Friday" in Kansas City and on February 14th nearly 23,000 mourners paid their final respects to their fallen hero at Arrowhead Stadium, where Thomas' body lied in state and a B-2 Stealth bomber from Whiteman Air Force Base flew over at 12:01 PM. On February 15 at Kemper Arena, over 6,000 individuals attended a public memorial service for Thomas. On February 19 Derrick Vincent Thomas was buried in his hometown of Miami following a memorial service at the Mt. Calvary Church. On March 4, Peterson announced at the annual 101 Banquet that at the suggestion of Clark Hunt, the Chiefs Most Valuable Player Award would hence be known as the Derrick Thomas Award. Thomas would be honored prior to the club's season opener at Arrowhead on September 3, but the Chiefs would fall 27-14 to the Indianapolis Colts. Kansas City would lose a 17-14 OT decision the following week at Tennessee, but would then bounce back win five of their next six contests to sit 5-3 at the season's midway point. On October 2, the Chiefs faced Seattle in a Monday Night Football contest which was simulcast to 4,391 fans in Kauffman Stadium. The 82,893 fans assembled at Arrowhead and Kauffman Stadiums marked the largest on-site attendance figure in team history. The club's early-season success was also highlighted by a 54-34 win over the defending Super Bowl champion St. Louis Rams on October 22, a contest which marked the most points ever scored at Arrowhead. However, a stretch of five road games over a six-week span would take its toll on the club as the Chiefs dropped five straight contests to fall out of playoff contention, finishing the year at 7-9.

2001 — Following the club's disappointing finish, head coach Gunther Cunningham was relieved of his duties on January 5. In two years at the helm of the club, Cunningham finished with a 16-16 record. On January 12, Dick Vermeil was named the ninth head coach in franchise history. Just one of four coaches in NFL history to lead two different teams to the Super Bowl, Vermeil guided St. Louis to a win in Super Bowl XXXIV following the '99 season in his most recent head coaching endeavor. In Kansas City, Vermeil was reunited with Chiefs President Carl Peterson, whose association dated back 27 years to UCLA. After originally attempting to hire Vermeil upon his arrival in Kansas City in '89, Peterson pulled off the feat and provided the franchise with a renewed sense of optimism entering the 2001 season.

ALL-TIME REVIEW

YEAR-BY-YEAR RESULTS



Gunther Cunningham
1999-00
16-16-0 (.500)



Marty Schottenheimer
1989-98
101-58-1 (.634)



Frank Gansz
1987-88
8-22-1 (.274)



John Mackovic
1983-86
30-34-0 (.469)

Year	Record	Head Coach	Division Finish
2000	7-9	Gunther Cunningham	3rd AFC West
1999	9-7	Gunther Cunningham	2nd AFC West
1998	7-9	Marty Schottenheimer	4th AFC West
1997	13-3	Marty Schottenheimer	1st AFC West
1996	9-7	Marty Schottenheimer	2nd AFC West
1995	13-3	Marty Schottenheimer	1st AFC West
1994	9-7	Marty Schottenheimer	2nd AFC West
1993	11-5	Marty Schottenheimer	1st AFC West
1992	10-6	Marty Schottenheimer	2nd AFC West
1991	10-6	Marty Schottenheimer	2nd AFC West
1990	11-5	Marty Schottenheimer	2nd AFC West
1989	8-7-1	Marty Schottenheimer	2nd AFC West
1988	4-11-1	Frank Gansz	5th AFC West
1987	4-11	Frank Gansz	5th AFC West
1986	10-6	John Mackovic	2nd AFC West
1985	6-10	John Mackovic	5th AFC West
1984	8-8	John Mackovic	4th AFC West
1983	6-10	John Mackovic	4th AFC West
1982	3-6	Marv Levy	4th AFC West
1981	9-7	Marv Levy	3rd AFC West
1980	8-8	Marv Levy	3rd AFC West
1979	7-9	Marv Levy	5th AFC West
1978	4-12	Marv Levy	5th AFC West
1977	2-12	Tom Bettis (1-6)* Paul Wiggin (1-6)	5th AFC West
1976	5-9	Paul Wiggin	4th AFC West
1975	5-9	Paul Wiggin	3rd AFC West
1974	5-9	Hank Stram	3rd AFC West
1973	7-5-2	Hank Stram	2nd AFC West
1972	8-6	Hank Stram	2nd AFC West
1971	10-3-1	Hank Stram	1st AFC West
1970	7-5-2	Hank Stram	2nd AFC West
1969	11-3	Hank Stram	2nd AFL West
1968	12-2	Hank Stram	1st AFL West
1967	9-5	Hank Stram	2nd AFL West
1966	11-2-1	Hank Stram	1st AFL West
1965	7-5-2	Hank Stram	3rd AFL West
1964	7-7	Hank Stram	2nd AFL West
1963	5-7-2	Hank Stram	3rd AFL West
1962	11-3	Hank Stram	1st AFL West
1961	6-8	Hank Stram	2nd AFL West
1960	8-6	Hank Stram	2nd AFL West

*Bettis replaced Wiggin after seven games in '77.

ALL-TIME REVIEW KEY

*Overtime **Double Overtime †Wild Card Qualifiers
Home Games in all caps N - Night Games (regular season only)



Marv Levy
1978-82
31-42-0 (.425)



Tom Bettis
1977
1-6-0 (.143)



Paul Wiggin
1975-77
11-24-0 (.314)



Hank Stram
1960-74
124-76-10 (.614)

2000 KANSAS CITY CHIEFS

Head Coach: Gunther Cunningham



Preseason		Record: 0-4
8/5	L 10-14 at Tennessee	68,016
8/13	L 10-33 SAN FRANCISCO	76,682
8/19	L 22-26 JACKSONVILLE	75,120
8/25	L 14-37 at Tampa Bay	64,267
Regular Season		Record: 7-9
9/3	L 14-27 INDIANAPOLIS	78,357
9/10	L 14-17 at Tennessee	68,203
9/17	W 42-10 SAN DIEGO	77,604
9/24	W 23-22 at Denver	74,596
10/2	W 24-17 SEATTLE (MON.) (N)	82,893
10/15	L 17-20 OAKLAND	79,025
10/22	W 54-34 ST. LOUIS	79,142
10/29	W 24-19 at Seattle	62,411
11/5	L 31-49 at Oakland	62,428
11/12	L 7-21 at San Francisco	68,002
11/19	L 17-21 BUFFALO	78,457
11/26	L 16-17 at San Diego	47,228
12/4	L 24-30 at New England (Mon.) (N)	60,292
12/10	W 15-14 CAROLINA	77,481
12/17	W 20-7 DENVER	78,406
12/24	L 13-29 at Atlanta	41,017

TEAM STATISTICS

	CHIEFS	OPP.				
TOTAL FIRST DOWNS	321	330				
Rushing	84	103				
Passing	207	201				
Penalty	30	26				
3rd Down Made/Att	75/204	84/207				
3rd Down Pct.	36.8	40.6				
4th Down Made/Att	4/13	8/11				
4th Down Pct.	30.8	72.7				
TOTAL NET YARDS	5614	5280				
Avg. Per Game	350.9	330.0				
Total Plays	999	1041				
Avg. Per Play	5.6	5.1				
NET YARDS RUSHING	1465	1809				
Avg. Per Game	91.6	113.1				
Total Rushes	383	441				
NET YARDS PASSING	4149	3471				
Avg. Per Game	259.3	216.9				
Sacked/Yards Lost	34/259	51/266				
Gross Yards	4408	3737				
Attempts/Completions	582/342	549/356				
Pct. of Completions	58.8	65.2				
Had Intercepted	15	15				
PUNTS/AVERAGE	82/44.6	78/43.1				
NET PUNTING AVG.	82/35.6	78/36.8				
PENALTIES/YARDS	118/846	108/1020				
FUMBLES/BALL LOST	23/11	19/14				
TOUCHDOWNS	44	42				
Rushing	12	13				
Passing	29	25				
Defensive/Kicking Game	3/0	4/0				
TIME OF POSSESSION	27:36	32:24				
SCORE BY PERIODS	1	2	3	4	OT	Total
CHIEFS TOTAL	50	99	82	124	0	355
Opp. Total	75	123	64	89	3	354

REGULAR STARTERS

OFFENSE		DEFENSE	
WR	Sylvester Morris	LE	Eric Hicks
LT	John Tait	LT	Chester McGlockton
LG	Jeff Blackshear	RT	Dan Williams
C	Tim Grunhard	RE	Duane Clemons
RG	Will Shields	LOLB	Law Bush
RT	Victor Riley		Mike Maslowski
TE	Tony Gonzalez	MLB	Marvuss Patton
WR	Derrick Alexander	ROLB	Donnie Edwards
QB	Elvis Grbac	LCB	Pat Dennis
FB	Tony Richardson	RCB	James Hastly
RB	Kimble Anders	SS	Greg Wesley
	Tony Richardson	FS	Jerome Woods
K	Pete Stoyanovich	P	Todd Sauerbrun
	Todd Peterson		

PRO BOWLERS IN BOLD

INDIVIDUAL STATISTICS

	PASSING							
	Att.	Cmp.	Yds.	Pct.	TD	INT	LG	Rating
Grbac	547	326	4169	59.6	28	14	81	89.9
Moon	34	15	208	44.1	1	4	41	61.9
Opp. Total	1	1	31	100.0	0	0	31	118.8
CHIEFS TOTAL	582	342	4408	58.8	29	15	81	89.5
Opp. Total	549	358	3737	65.2	25	15	47	88.6

	PASS RECEIVING				
	No.	Yds.	Avg.	LG	TD
Gonzalez	93	1203	12.9	39	9
Alexander	78	1391	17.8	81	10
Richardson	58	468	8.1	24	3
Morris	48	678	14.1	47	3
Lockett	33	422	12.8	34	2
Anders	15	76	5.1	12	0
Drayton	8	70	8.8	21	2
Parker	3	41	13.7	27	0
Dunn	2	26	13.0	20	0
Bennett	2	17	8.5	13	0
Cloud	2	16	8.0	13	0
CHIEFS TOTAL	342	4408	12.9	81	29
Opp. Total	358	3737	10.4	47	25

	RUSHING				
	No.	Yds.	Avg.	LG	TD
Richardson	147	697	4.7	33	3
Anders	76	331	4.4	69	2
Moreau	67	179	2.7	22	4
Grbac	30	110	3.7	22	1
Cloud	30	84	2.8	15	1
Alexander	3	45	15.0	26	0
Bennett	27	24	0.9	6	1
Moon	2	2	1.0	2	0
Parker	1	-7	-7.0	-7	0
CHIEFS TOTAL	383	1465	3.8	69	12
Opp. Total	441	1822	4.1	50	13

TEAM LEADERS

Scoring: Todd Peterson	70 pts: 25 PATS, 15 FGs
INTs: James Hastly	4-53 yds., 02 TDs
Tackles: Donnie Edwards	151 (119 solo)
Sacks: Eric Hicks	14.0 (-73.0 yds.)
Punting: Todd Sauerbrun	82-3656 yds., 44.6 avg., 28 in 20, 68 LG
Punt Returns: Kevin Lockett	26-208 yds., 8.0 avg., 0 TDs
Kickoff Returns: Mike Cloud	36-779 yds., 21.6 avg., 0 TDs

AMERICAN CONFERENCE

Western Division			
W	L	T	Pct.
Oakland	12	4	.750
Denver	11	5	.688
Kansas City	7	9	.438
Seattle	6	10	.375
San Diego	1	15	.063
Central Division			
W	L	T	Pct.
Tennessee	13	3	.813
Baltimore	12	4	.750
Pittsburgh	9	7	.563
Jacksonville	7	9	.438
Cincinnati	4	12	.250
Cleveland	3	13	.188
Eastern Division			
W	L	T	Pct.
Miami	11	5	.688
Indianapolis	10	6	.625
N.Y. Jets	9	7	.563
Buffalo	8	8	.500
New England	5	11	.313

NATIONAL CONFERENCE

Western Division			
W	L	T	Pct.
New Orleans	10	6	.625
St. Louis	10	6	.625
Carolina	7	9	.438
San Francisco	6	10	.375
Atlanta	4	12	.250
Central Division			
W	L	T	Pct.
Minnesota	11	5	.688
Tampa Bay	10	6	.625
Detroit	9	7	.563
Green Bay	9	7	.563
Chicago	5	11	.313
Eastern Division			
W	L	T	Pct.
N.Y. Giants	12	4	.750
Philadelphia	11	5	.688
Washington	8	8	.500
Dallas	5	11	.313
Anzono	3	13	.188

AFC Championship: Baltimore 16, OAKLAND 3
 NFC Championship: N.Y. GIANTS 41, Minnesota 0
 Super Bowl XXXV: Baltimore 34, N.Y. Giants 7

1999 KANSAS CITY CHIEFS

Head Coach: Gunther Cunningham



Preseason		Record: 2-2
8/15	W 22-20	Tennessee
8/21	L 7-17	Tampa Bay
8/26	L 6-31	at Jacksonville
9/3	W 34-27	at San Diego
Regular Season		Record: 9-7
9/12	L 17-20	at Chicago
9/19	W 26-10	DENVER
9/26	W 31-21	DETROIT
10/3	L 14-21	at San Diego
10/10	W 16-14	NEW ENGLAND
10/21	W 35-8	at Baltimore (Thur.) (N)
10/31	W 34-0	SAN DIEGO
11/7	L 17-25	at Indianapolis
11/14	L 10-17	at Tampa Bay
11/21	L 19-30	SEATTLE
11/28	W 37-34	at Oakland
12/5	W 16-10	at Denver
12/12	W 31-28	MINNESOTA
12/18	W 35-19	PITTSBURGH (Sat.)
12/26	L 14-23	at Seattle
1/2/00	L *38-41	OAKLAND

TEAM STATISTICS

	CHIEFS	OPP				
TOTAL FIRST DOWNS	282	261				
Rushing	108	80				
Passing	164	173				
Penalty	10	26				
3rd Down: Made/Att	96/243	65/215				
3rd Down Pct.	39.5	30.2				
4th Down: Made/Att	6/11	6/13				
4th Down Pct.	54.5	46.2				
TOTAL NET YARDS	5321	5039				
Avg. Per Game	332.6	314.9				
Total Plays	1049	1033				
Avg. Per Play	5.1	4.9				
NET YARDS RUSHING	2082	1557				
Avg. Per Game	130.1	97.3				
Total Rushes	521	415				
NET YARDS PASSING	3239	3482				
Avg. Per Game	202.4	217.6				
Sacked/Yards Lost	26/170	40/286				
Gross Yards	3409	3768				
Attempts/Completions	502/295	578/317				
Pct. of Completions	58.8	54.8				
Had Intercepted	15	25				
PUNTS/AVERAGE	104/40.9	96/43.5				
NET PUNTING AVG.	104/35.1	96/35.4				
PENALTIES/YARDS	126/982	107/787				
FUMBLES/BALL LOST	2/29	31/20				
TOUCHDOWNS	17	36				
Rushing	4	10				
Passing	22	24				
Defensive/Kicking Game	9/2	1/3				
TIME OF POSSESSION	30:20	29:40				
SCORE BY PERIODS						
	1	2	3	4	OT	Total
CHIEFS TOTAL	84	105	93	108	0	390
Opp. Total	50	133	74	62	3	322

REGULAR STARTERS

OFFENSE

WR	Andre Rison
LT	Glenn Parker
LG	Dave Szott
C	Tim Grunhard
RG	Will Shields
RT	Victor Riley
TE	Tony Gonzalez
WR	Derrick Alexander
QB	Elvis Grbac
FB	Tony Richardson
RB	Bam Morris
K	Pete Stoyanovich

DEFENSE

LE	Eric Hicks
LT	Chester McGlockton
RT	Tom Barndt
RE	Leslie O'Neal
	Dan Williams
LOLB	Derrick Thomas
MLB	Marcus Patton
ROLB	Donnie Edwards
LCB	Cris Dishman
RCB	James Hasty
SS	Reggie Tongue
FS	Jerome Woods
P	Daniel Pope

PRO BOWLERS IN BOLD

AMERICAN CONFERENCE

Western Division

	W	L	T	Pct.
Seattle	9	7	0	.563
Kansas City	9	7	0	.563
San Diego	8	8	0	.500
Oakland	8	8	0	.500
Denver	6	10	0	.375

Central Division

	W	L	T	Pct.
Jacksonville	14	2	0	.875
Tennessee †	13	3	0	.813
Baltimore	8	8	0	.500
Pittsburgh	6	10	0	.375
Cincinnati	4	12	0	.250
Cleveland	2	14	0	.125

Eastern Division

	W	L	T	Pct.
Indianapolis	13	3	0	.813
Buffalo †	11	5	0	.688
Miami †	9	7	0	.563
N.Y. Jets	8	8	0	.500
New England	8	8	0	.500

NATIONAL CONFERENCE

Western Division

	W	L	T	Pct.
St. Louis	13	3	0	.813
Carolina	8	8	0	.500
Atlanta	5	11	0	.313
San Francisco	4	12	0	.250
New Orleans	3	13	0	.188

Central Division

	W	L	T	Pct.
Tampa Bay	11	5	0	.688
Minnesota †	10	6	0	.625
Detroit †	8	8	0	.500
Green Bay	8	8	0	.500
Chicago	6	10	0	.375

Eastern Division

	W	L	T	Pct.
Washington	10	6	0	.625
Dallas †	8	8	0	.500
N.Y. Giants	7	9	0	.438
Arizona	6	10	0	.375
Philadelphia	5	11	0	.313

INDIVIDUAL STATISTICS

	PASSING						Rating
	Att.	Cmp.	Yds.	Pct.	TD	INT	
Grbac	499	294	3369	58.9	22	15	80.1
Moon	3	1	20	33.3	0	0	20
CHIEFS TOTAL	502	295	3409	58.8	22	15	86.1
Opp. Total	578	317	3768	54.8	24	25	70.8

PASS RECEIVING

	No.	Yds.	Avg.	LG	TD
Gonzalez	76	849	11.2	73	11
Alexander	54	832	15.4	86.1	2
Horn	35	586	16.7	76.1	6
Lockett	34	426	12.5	39.1	2
Richardson	24	141	5.9	28	0
Rison	21	218	10.4	20	0
Shehee	18	136	7.6	17	0
Johnson	10	96	9.6	19	1
Bennett	10	41	4.1	12	0
Morris	7	37	5.3	9	0
Cloud	3	25	8.3	12	0
Anders	2	14	7.0	9	0
Jacoby	1	6	6.0	6	0
CHIEFS TOTAL	295	3409	11.6	86.1	22
Opp. Total	317	3768	11.9	54	24

RUSHING

	No.	Yds.	Avg.	LG	TD
Bennett	161	627	3.9	44	8
Morris	120	414	3.5	24	3
Richardson	84	387	4.6	26	1
Shehee	65	238	3.7	18	1
Anders	32	181	5.7	46	0
Cloud	35	128	3.7	14	0
Alexander	2	82	41.0	82.1	1
Horn	2	15	7.5	9	0
Grbac	19	10	0.5	8	0
Pope	1	0	0.0	0	0
CHIEFS TOTAL	521	2082	4.0	82.1	14
Opp. Total	415	1557	3.8	45	10

TEAM LEADERS

Scoring: Pete Stoyanovich	108 pts:	45 PATS, 21 FGs
INTs: James Hasty	7-98 yds., 2 TDs	
Tackles: Donnie Edwards	143 (105 solo)	
Sacks: Derrick Thomas	7.0 (-65.0 yds.)	
Punting: Daniel Pope	101-4218 yds., 41.8 avg., 20 in 20, 64 LG	
Punt Returns: Tamarick Vanover	51-627 yds., 12.3 avg., 2 TDs	
Kickoff Returns: Tamarick Vanover	44-886 yds., 20.1 avg., 0 TDs	

AFC Championship: Tennessee 33, JACKSONVILLE 14
 NFC Championship: ST. LOUIS 11, Tampa Bay 6
 Super Bowl XXXIV: St. Louis 23, Tennessee 16

1998 KANSAS CITY CHIEFS

Head Coach: Marty Schottenheimer



Preseason		Record: 2-3
8/1	L 24-27 Green Bay (Tokyo, Japan)	42,018
8/8	W 17-13 Tampa Bay (Norman, OK)	43,657
8/15	L 0-34 at Minnesota	60,995
8/22	W 22-21 JACKSONVILLE	71,079
8/28	L 6-10 ST. LOUIS	69,501
Regular Season		Record: 7-9
9/6	W 28-8 OAKLAND (N)	78,945
9/13	L 16-21 at Jacksonville	69,821
9/20	W 23-7 SAN DIEGO	73,730
9/27	W 24-21 at Philadelphia	66,675
10/4	W 17-6 SEATTLE (N)	66,418
10/11	L 10-40 at New England	59,749
10/26	L 13-20 PITTSBURGH (Mon.) (N)	79,431
11/1	L 17-20 N.Y. JETS	65,104
11/8	L 12-24 at Seattle	66,251
11/16	L 7-30 DENVER (Mon.) (N)	78,100
11/22	L 37-38 at San Diego	59,894
11/29	W 34-24 ARIZONA	69,613
12/6	L 31-35 at Denver	74,962
12/13	W 20-17 DALLAS	77,697
12/20	L 7-28 at N.Y. Giants	66,040
12/26	W 31-24 at Oakland (Sat.)	52,679

TEAM STATISTICS

	CHIEFS	OPP.				
TOTAL FIRST DOWNS	289	321				
Rushing	103	119				
Passing	153	146				
Penalty	33	56				
3rd Down: Made/Att	70/220	69/204				
3rd Down Pct.	31.8	33.8				
4th Down: Made/Att	13/25	6/12				
4th Down Pct.	52.0	50.0				
TOTAL NET YARDS	4808	4854				
Avg. Per Game	300.5	303.4				
Total Plays	1012	1010				
Avg. Per Play	4.8	4.8				
NET YARDS RUSHING	1548	1869				
Avg. Per Game	96.8	116.8				
Total Rushes	433	491				
NET YARDS PASSING	3260	2985				
Avg. Per Game	203.6	186.6				
Sacked/Yards Lost	36/212	40/268				
Gross Yards	3472	3253				
Attempts/Completions	543/305	479/259				
Pct. of Completions	56.2	54.1				
Had Intercepted	18	13				
PUNTS/AVERAGE	77/42.3	77/42.2				
NET PUNTING AVG.	77/34.3	77/36.0				
PENALTIES/YARDS	158/1304	138/1292				
FUMBLES/BALL LOST	35/14	36/20				
TOUCHDOWNS	35	44				
Rushing	19	22				
Passing	15	17				
Defensive/Kicking Game	1/0	3/2				
TIME OF POSSESSION	29:53	30:07				
SCORE BY PERIODS						
	1	2	3	4	OT	Total
CHIEFS TOTAL	77	67	105	78	0	327
Opp. Total	101	100	65	97	0	363

REGULAR STARTERS

OFFENSE		DEFENSE	
WR	Andre Rison	LE	John Browning
LT	Jeff Criswell	NT	Tom Bamdt
LG	Glenn Parker	RE	Chester McGlockton
C	Tim Grunhard	FALC	Derrick Thomas
RG	Will Shields		Leslie O'Neal
RT	Victor Riley	ILB	Wayne Simmons
TE	Tony Gonzalez	MLB	Donnie Edwards
WR	Derrick Alexander	RLB	Anthony Davis
QB	Elvis Grbac	LCB	Dale Carter
	Rich Gannon	RCB	James Hasty
FB	Kimble Anders	SS	Reggie Tongue
RB	Donnell Bennett	FS	Jerome Woods
K	Pete Stoyanovich	P	Louie Aguiar

PRO BOWLERS IN BOLD

INDIVIDUAL STATISTICS

	PASSING							
	Att.	Cmp.	Yds.	Pct.	TD	INT	LG	Rating
Gannon	354	206	2305	58.2	10	6	60	80.1
Grbac	188	98	1142	52.1	5	12	65	53.1
Hughes	1	1	25	100.0	0	0	25	118.8
CHIEFS TOTAL	543	305	3472	56.2	15	18	60	70.9
Opp. Total	479	259	3253	54.1	17	13	58	76.0
	PASS RECEIVING							
	No.	Yds.	Avg.	LG	TD			
Anders	64	462	7.2	29	2			
Gonzalez	59	621	10.5	32	2			
Alexander	54	992	18.4	65	4			
Rison	40	542	13.6	80	5			
Lockett	19	281	14.8	38	0			
Bennett	16	91	5.7	14	1			
Horn	14	198	14.1	57	1			
Popson	13	90	6.9	17	0			
Morris	12	95	7.9	29	0			
Shehee	10	73	7.3	14	0			
Richardson	2	13	6.5	15	0			
Hughes	1	10	10.0	10	0			
Shields	1	4	4.0	4	0			
CHIEFS TOTAL	305	3472	11.4	60	15			
Opp. Total	259	3253	12.6	58	17			
	RUSHING							
	No.	Yds.	Avg.	LG	TD			
Bennett	148	527	3.6	26	5			
Morris	129	461	3.7	36	8			
Anders	58	230	4.0	20	1			
Gannon	44	168	3.8	21	3			
Shehee	22	57	2.6	10	0			
Richardson	20	45	2.3	6	2			
Grbac	7	27	3.9	10	0			
Rison	2	12	6.0	11	0			
Vanover	2	1	0.5	2	0			
Horn	1	0	0.0	0	0			
CHIEFS TOTAL	433	1548	3.6	38	19			
Opp. Total	491	1869	3.8	72	22			
TEAM LEADERS								
Scoring: Pete Stoyanovich	115 pts: 34 PATs, 27 FGs							
INTs: James Hasty	4-42 yds., 0 TDs							
Tackles: Donnie Edwards	151 (97 solo)							
Sacks: Derrick Thomas	12.0 (-79.0 yds.)							
Punting: Louie Aguiar	75-3226 yds., 43.0 avg., 20 in 20, 59 LG							
Punt Returns: Tamarick Vanover	27-264 yds., 9.8 avg., 0 TDs							
Kickoff Returns: Tamarick Vanover	41-956 yds., 23.3 avg., 0 TDs							

AMERICAN CONFERENCE

Western Division			
W	L	T	Pct.
Denver	14	2	0.875
Oakland	8	8	0.500
Seattle	8	8	0.500
Kansas City	7	9	0.438
San Diego	5	11	0.313
Central Division			
W	L	T	Pct.
Jacksonville	11	5	0.688
Tennessee	8	8	0.500
Pittsburgh	7	9	0.438
Baltimore	6	10	0.375
Cincinnati	3	13	0.188
Eastern Division			
W	L	T	Pct.
N.Y. Jets	12	4	0.750
Buffalo	10	6	0.625
Miami	10	6	0.625
New England	9	7	0.563
Indianapolis	3	13	0.188

NATIONAL CONFERENCE

Western Division			
W	L	T	Pct.
Atlanta	14	2	0.875
San Francisco	12	4	0.750
New Orleans	6	10	0.375
Carolina	4	12	0.250
St. Louis	4	12	0.250
Central Division			
W	L	T	Pct.
Minnesota	15	1	0.938
Green Bay	11	5	0.688
Tampa Bay	8	8	0.500
Detroit	5	11	0.313
Chicago	4	12	0.250
Eastern Division			
W	L	T	Pct.
Dallas	10	6	0.625
Arizona	9	7	0.563
N.Y. Giants	8	8	0.500
Washington	6	10	0.375
Philadelphia	3	13	0.188

AFC Championship: DENVER 23, N.Y. Jets 10
 NFC Championship: Atlanta 30, MINNESOTA 27
 Super Bowl XXXIII: Denver 34, Atlanta 19

1997 KANSAS CITY CHIEFS

Head Coach: **Mary Schottenheimer**



Preseason		Record: 1-3
8/2	L 14-28	PITTSBURGH 72,726
8/9	L 7-26	at New Orleans 55,211
8/14	W 30-10	CAROLINA 76,972
8/22	L 13-14	at St. Louis 63,936

Regular Season		Record: 13-3 (1st - AFC West)
8/31	L 3-19	at Denver 75,600
9/8	W 28-27	at Oakland (Mon.) (N) 61,523
9/14	W 22-16	BUFFALO 78,169
9/21	W 35-14	at Carolina 67,402
9/28	W 20-17	SEATTLE 77,877
10/5	L 14-17	at Miami 71,794
10/16	W 31-3	SAN DIEGO (Thur.) (N) 77,196
10/26	W 28-20	at St. Louis 64,864
11/3	W 13-10	PITTSBURGH (Mon.) (N) 78,301
11/9	L 10-24	at Jacksonville 70,444
11/16	W 24-22	DENVER 77,963
11/23	W 19-14	at Seattle 66,264
11/30	W 44-9	SAN FRANCISCO 77,535
12/7	W 30-0	OAKLAND 76,379
12/14	W 29-7	at San Diego 54,594
12/21	W 25-13	NEW ORLEANS 66,772

AFC Divisional Playoff Game		
1/4	L 10-14	DENVER 76,965

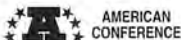
TEAM STATISTICS

	CHIEFS	OPP.				
TOTAL FIRST DOWNS	315	276				
Rushing	129	94				
Passing	163	158				
Penalty	23	26				
3rd Down Made/Att.	93/225	65/206				
3rd Down Pct.	41.3	31.6				
4th Down Made/Att.	5/16	4/13				
4th Down Pct.	31.3	30.8				
TOTAL NET YARDS	5064	4880				
Avg. Per Game	316.5	305.0				
Total Plays	1054	974				
Avg. Per Play	4.8	5.0				
NET YARDS RUSHING	2171	1621				
Avg. Per Game	135.7	101.3				
Total Rushes	529	413				
Avg. Per Play	4.1	3.9				
NET YARDS PASSING	2893	3259				
Avg. Per Game	180.8	203.7				
Sacked/Yards Lost	32/236	54/359				
Gross Yards	3129	3618				
Attempts/Completions	493/281	507/271				
Pct. of Completions	57.0	53.5				
Had Intercepted	10	21				
PUNTS/AVERAGE	83/42.0	84/41.3				
Net Punting Avg.	38.0	33.9				
PENALTIES/YARDS	121/1035	113/977				
FUMBLES/LOST	21/10	30/13				
TOUCHDOWNS	42	23				
Rushing	15	8				
Passing	20	15				
Defensive/Kicking Game	5/2	0/0				
TIME OF POSSESSION	31:16	28:44				
SCORE BY PERIODS						
	1	2	3	4	OT	Total
CHIEFS TOTAL	63	149	59	101	3	375
Opp. Total	61	80	47	44	0	232


REGULAR STARTERS

OFFENSE		DEFENSE	
WR	Andre Rison	LT	Vaughn Booker
LT	Jeff Criswell	RT	Joe Phillips
LG	Dave Szott	RE	John Browning
C	Tim Grunhard	LOLB	Derrick Thomas
RG	Will Shields	ILB	Terry Wood
RT	Glenn Parker	MLB	Wayne Simmons
TE	Ted Popson	ROLB	Donnie Edwards
WR	Lake Dawson	LCB	Anthony Davis
QB	Elvis Grbac	RCB	Dale Carter
FB	Kimble Anders	SS	Reggie Tongue
RB	Greg Hill	FS	Jerome Woods
K	Pete Stoyanovich	P	Louie Aguiar

PRO BOWLERS IN BOLD



Western Division			
	W	L	Pct.
Kansas City	13	3	0.813
Denver †	12	4	0.750
Seattle	8	8	0.500
Oakland	4	12	0.250
San Diego	4	12	0.250
Central Division			
	W	L	Pct.
Pittsburgh	11	5	0.688
Jacksonville †	11	5	0.688
Tennessee	8	8	0.500
Cincinnati	7	9	0.438
Baltimore	6	9	1.406
Eastern Division			
	W	L	Pct.
New England	10	6	0.625
Miami †	9	7	0.563
N.Y. Jets	9	7	0.563
Buffalo	6	10	0.375
Indianapolis	3	13	0.188



Western Division			
	W	L	Pct.
San Francisco	13	3	0.813
Atlanta	7	9	0.438
Carolina	7	9	0.438
New Orleans	6	10	0.375
St. Louis	5	11	0.313
Central Division			
	W	L	Pct.
Green Bay	13	3	0.813
Tampa Bay †	10	6	0.625
Detroit †	9	7	0.563
Minnesota †	9	7	0.563
Chicago	4	12	0.250
Eastern Division			
	W	L	Pct.
N.Y. Giants	10	5	1.656
Washington	8	7	1.531
Philadelphia	6	9	1.406
Dallas	6	10	0.375
Arizona	4	12	0.250

AFC Championship: Denver 24, PITTSBURGH 21
 NFC Championship: Green Bay 23, SAN FRANCISCO 10
 Super Bowl XXXII: Denver 31, Green Bay 24

INDIVIDUAL STATISTICS

	PASSING						Rating
	Att.	Cmp.	Yds.	Pct.	TD	INT	
Grbac	314	179	1943	57.6	11	6	55.1
Gannom	175	98	1144	56.0	7	4	47.8
Tolliver	1	1	8	100.0	0	0	79.2
Allen	2	2	15	100.0	2	0	147.5
Aguiar	1	1	35	100.0	0	0	118.8
CHIEFS TOTAL	493	281	3129	57.0	20	10	55.1
Opp. Total	507	271	3618	53.5	15	21	69.0
	PASS RECEIVING						TD
	No.	Yds.	Avg.	LG	TD		
Rison	72	1092	15.2	45	7		
Anders	59	453	7.7	55	2		
Popson	35	320	9.1	21	2		
Gonzalez	33	368	11.2	30	2		
Dawson	21	273	13.0	27	2		
Hill	12	126	10.5	39	0		
Allen	11	86	7.8	18	0		
Vanover	7	92	13.1	42	0		
Hughes	7	65	9.3	14	2		
Bennett	7	5	0.7	4	0		
Perriman	6	83	13.8	27	0		
Walker	5	60	12.0	22	0		
Richardson	3	6	2.0	3	3		
Horn	2	65	32.5	47	0		
Lockett	1	35	35.0	35	0		
CHIEFS TOTAL	281	3129	11.1	55	20		
Opp. Total	271	3618	13.4	78	15		
	RUSHING						TD
	No.	Yds.	Avg.	LG	TD		
Hill	157	550	3.5	38	0		
Allen	124	505	4.1	30	11		
Anders	79	397	5.0	43	0		
Bennett	94	369	3.9	14	1		
Grbac	30	168	5.6	20	1		
Gannom	33	109	3.3	13	2		
Vanover	5	50	10.0	17	0		
Aguiar	2	11	5.5	6	0		
Richardson	2	11	5.5	6	0		
Tolliver	2	-1	-0.5	0	0		
Rison	1	2	2.0	2	0		
CHIEFS TOTAL	529	2171	4.1	43	15		
Opp. Total	413	1621	3.9	45	8		

TEAM LEADERS

Scoring: Pete Stoyanovich .. 113 pts; 35 PATs, 26 FGs
 INTs: Mark McMillan .. 8-274 yds, 3 TDs
 Tackles: Reggie Tongue .. 142 (91 solo)
 Sacks: Dan Williams .. 10.5 (-57.5 yds.)
 Punting: Louie Aguiar .. 42.3 avg., 28 in 20, 65 LG
 Punt Returns: Tamarick Vanover .. 35-383 yds., 10.9 avg., 1 TD
 Kickoff Returns: Tamarick Vanover .. 51-1308 yds., 25.6 avg., 1 TD

1996 KANSAS CITY CHIEFS

Head Coach: Marty Schottenheimer



Preseason		Record: 3-1
8/5	W 32-6	Dallas (Mon.) (Monterrey, Mexico) . . . 45,128
8/10	W 42-6	NEW ORLEANS . . . 65,710
8/19	L 30-34	ST. LOUIS . . . 72,191
8/22	W 14-10	at Chicago . . . 51,111
Regular Season		Record: 9-7 (2nd - AFC West)
9/1	W 20-19	at Houston . . . 27,725
9/8	W 19-3	OAKLAND . . . 79,281
9/15	W 35-17	at Seattle . . . 39,790
9/22	W 17-14	DENVER . . . 79,439
9/29	L 19-22	at San Diego . . . 59,384
10/7	L 7-17	PITTSBURGH (Mon.) (N) . . . 79,189
10/17	W 34-16	SEATTLE (Thur.) (N) . . . 76,057
10/27	L 7-34	at Denver . . . 75,652
11/3	W 21-6	at Minnesota . . . 59,552
11/10	W 27-20	GREEN BAY . . . 79,281
11/17	W 14-10	CHICAGO . . . 76,762
11/24	L 14-28	SAN DIEGO . . . 69,472
11/28	W 28-24	at Detroit (Thur.) (Thanksgiving) . . . 75,079
12/9	L 7-26	at Oakland (Mon.) (N) . . . 57,082
12/15	L 19-24	INDIANAPOLIS . . . 71,136
12/22	L 9-20	at Buffalo . . . 68,671

TEAM STATISTICS

	CHIEFS	OPP				
TOTAL FIRST DOWNS	312	296				
Rushing	111	84				
Passing	168	184				
Penalty	33	28				
3rd Down: Made/Att.	77/221	92/218				
3rd Down Pct.	34.8	42.2				
4th Down: Made/Att.	8/17	3/10				
4th Down Pct.	47.1	30.0				
TOTAL NET YARDS	4689	5204				
Avg. Per Game	306.2	325.3				
Total Plays	1045	1008				
Avg. Per Play	4.7	5.2				
NET YARDS RUSHING	2009	1666				
Avg. Per Game	125.6	104.1				
Total Rushes	488	441				
Avg. Per Play	4.1	3.8				
NET YARDS PASSING	2680	3538				
Avg. Per Game	180.6	221.1				
Sacked/Yards Lost	27/203	31/193				
Gross Yards	3033	3731				
Attempts/Completions	530/290	536/289				
Completion Pct.	54.7	53.9				
Had Intercepted	14	17				
PUNTS/AVERAGE	88/41.7	71/41.8				
Net Punting Avg.	33.8	36.2				
PENALTIES/YARDS	122/90.1	103/876				
FUMBLES/LOST	17/10	23/10				
TOUCHDOWNS	35	32				
Rushing	15	11				
Passing	18	19				
Defensive/Kicking Game	1/1	1/1				
TIME OF POSSESSION	30:39	29:21				
SCORE BY PERIODS						
	1	2	3	4	OT	Total
CHIEFS TOTAL	61	108	38	90	0	297
Opp. Total	81	76	72	71	0	300

REGULAR STARTERS

OFFENSE	DEFENSE
WR Chris Penn	LE Neil Smith
LT John Alt	LT Joe Phillips
LG Dave Szott	RT Dan Saleaumua
C Tim Grunhard	RE Vaughn Booker
RG Will Shields	LOLB Derrick Thomas
RT Ricky Siglar	MLB Tracy Simien
TE Derrick Walker	ROLB Anthony Davis
WR Sean LaChapelle	LCB Dale Carter
Tamarick Vanover	RCB James Hasty
QB Steve Bono	SS Brian Washington
FB Kimble Anders	FS Mark Collins
RB Marcus Allen	P Louie Aguiar
K Pete Stoyanovich	

INDIVIDUAL STATISTICS

	Att.	Cmp.	Yds.	Pct.	TD	INT	LG	Rating
Bono	438	235	2572	53.7	12	13	69	68.0
Gannon	90	54	491	60.0	6	1	25	92.4
Allen	1	0	0	0.0	0	0	0	39.6
Hughes	1	1	30	100.0	0	0	30	118.8
CHIEFS TOTAL	530	290	3093	54.7	18	14	69	72.3
Opp. Total	536	289	3731	53.9	19	17	55	74.6

PASS RECEIVING

	No.	Yds.	Avg.	LG	TD
Anders	50	529	8.8	45	2
Penn	49	628	12.8	22	5
LaChapelle	27	422	15.6	69	2
Allen	27	270	10.0	59	0
Vanover	21	241	11.5	24	1
McNair	21	161	8.6	29	1
Johnson	18	189	10.5	26	1
Hughes	17	167	9.8	26	1
Cash	14	80	5.7	20	0
Walker	9	73	8.1	24	1
Bennett	8	21	2.6	10	0
Carter	6	89	14.8	46	1
Dawson	5	83	16.6	25	1
Hill	3	60	20.0	34	1
Horn	2	30	15.0	21	0
Richardson	2	18	9.0	17	1
Bailey	1	12	12.0	12	0
CHIEFS TOTAL	290	3093	10.7	69	18
Opp. Total	289	3731	12.9	55	19

RUSHING

	No.	Yds.	Avg.	LG	TD
Allen	206	830	4.0	35	9
Hill	135	645	4.8	28	4
Anders	54	201	3.7	15	2
Bennett	36	166	4.6	34	0
Gannon	12	81	6.8	19	0
McNair	9	32	3.6	9	0
Bono	26	27	1.0	17	0
Richardson	4	10	2.5	4	0
Horn	1	8	8.0	8	0
Vanover	4	6	1.5	6	0
Carter	1	3	3.0	3	0
CHIEFS TOTAL	488	2009	4.1	35	15
Opp. Total	441	1656	3.8	65	11

TEAM LEADERS

Scoring: Pete Stoyanovich . . . 85 pts: 34 PATs, 17 FGs
 INTs: Mark Collins . . . 6-45 yds., 0 TDs
 Tackles: Mark Collins . . . 119 (94 solo)
 Sacks: Derrick Thomas . . . 13.0 (-109.0 yds.)
 Punting: Louie Aguiar . . . 88-3667 yds., 41.7 avg., 25 In 20, 68 LG
 Punt Returns: Tamarick Vanover . . . 17-116 yds., 6.8 avg., 0 TDs
 Kickoff Returns: Tamarick Vanover . . . 33-854 yds., 25.9 avg., 1 TD

PRO BOWLERS IN BOLD

AMERICAN CONFERENCE

Western Division			
W	L	T	Pct.
Denver	13	3	0.813
Kansas City	9	7	0.563
San Diego	8	8	0.500
Oakland	7	9	0.438
Seattle	7	9	0.438
Central Division			
W	L	T	Pct.
Pittsburgh	10	6	0.625
Jacksonville †	9	7	0.563
Cincinnati	8	8	0.500
Houston	8	8	0.500
Baltimore	4	12	0.250
Eastern Division			
W	L	T	Pct.
New England	11	5	0.688
Buffalo †	10	6	0.625
Indianapolis †	9	7	0.563
Miami	8	8	0.500
N.Y. Jets	1	15	0.063

NATIONAL CONFERENCE

Western Division			
W	L	T	Pct.
Carolina	12	4	0.750
San Francisco †	12	4	0.750
St. Louis	6	10	0.375
Atlanta	3	13	0.188
New Orleans	3	13	0.188
Central Division			
W	L	T	Pct.
Green Bay	13	3	0.813
Minnesota †	9	7	0.563
Chicago	7	9	0.438
Tampa Bay	6	10	0.375
Detroit	5	11	0.313
Eastern Division			
W	L	T	Pct.
Dallas	10	6	0.625
Philadelphia †	10	6	0.625
Washington	9	7	0.563
Arizona	7	9	0.438
N.Y. Giants	6	10	0.375

AFC Championship: NEW ENGLAND 20, Jacksonville 6
 NFC Championship: GREEN BAY 30, Carolina 13
 Super Bowl XXXI: GREEN BAY 35, New England 21

1995 KANSAS CITY CHIEFS

Head Coach: Marty Schottenheimer



Preseason		Record: 3-1
8/5	W 37-21	WASHINGTON 70,807
8/11	L 17-22	at Arizona 37,622
8/19	W 36-10	BUFFALO 76,299
8/26	W 17-13	at Minnesota 39,349
Regular Season		Record: 13-3 (1st - AFC West)
9/3	W 34-10	at Seattle 54,062
9/10	W 20-17	N.Y. GIANTS 77,962
9/17	W 23-17	OAKLAND 78,696
9/24	L 17-35	at Cleveland 74,280
10/1	W 24-3	at Arizona 50,211
10/9	W 29-23	SAN DIEGO (Mon.) (N) 79,288
10/15	W 31-26	NEW ENGLAND 77,992
10/22	W 21-7	at Denver 71,044
11/5	W 24-3	WASHINGTON 77,821
11/12	W 22-7	at San Diego 59,285
11/19	W 20-13	HOUSTON (N) 77,576
11/23	L 12-24	at Dallas (Thur.) (Thanksgiving) 64,901
12/3	W 29-23	at Oakland 53,930
12/11	L 6-13	at Miami (Mon.) (N) 70,321
12/17	W 20-17	DENVER 75,061
12/24	W 16-3	SEATTLE 75,784
AFC Divisional Playoff Game		
1/7	L 7-10	INDIANAPOLIS 77,594

REGULAR STARTERS

OFFENSE		DEFENSE	
WR	Lake Dawson	LE	Neil Smith
	Webster Staughtier	LT	Joe Phillips
LT	John Alt	RT	Dan Saleaumua
LG	Dave Szott	RE	Vaughn Booker
C	Tim Grunhard		Darren Mickell
RG	Will Shields	LOLB	George Jamison
RT	Flicky Siglar	MLB	Tracy Simien
	Jeff Criswell	ROLB	Derrick Thomas
TE	Keith Cash	LCB	Dale Carter
	Derrick Walker	RCB	James Hasty
WR	Willie Davis	SS	Brian Washington
QB	Steve Bono	FS	Mark Collins
FB	Kimble Anders	P	Louie Aguiar
RB	Marcus Allen		
K	Lin Elliott		

PRO BOWLERS IN BOLD

AMERICAN CONFERENCE

Western Division				
	W	L	T	Pct.
Kansas City	13	3	0	.813
San Diego †	9	7	0	.563
Denver	8	8	0	.500
Seattle	8	8	0	.500
Oakland	8	8	0	.500
Central Division				
	W	L	T	Pct.
Pittsburgh	11	5	0	.689
Cincinnati	7	9	0	.438
Houston	7	9	0	.438
Cleveland	5	11	0	.313
Jacksonville	4	12	0	.250
Eastern Division				
	W	L	T	Pct.
Buffalo	10	6	0	.625
Indianapolis †	9	7	0	.563
Miami †	9	7	0	.563
New England	6	10	0	.375
N.Y. Jets	3	13	0	.188

NATIONAL CONFERENCE

Western Division				
	W	L	T	Pct.
San Francisco	11	5	0	.689
Atlanta †	9	7	0	.563
St. Louis	7	9	0	.438
Carolina	7	9	0	.438
New Orleans	7	9	0	.438
Central Division				
	W	L	T	Pct.
Green Bay	11	5	0	.689
Detroit †	10	6	0	.625
Chicago	9	7	0	.563
Minnesota	8	8	0	.500
Tampa Bay	7	9	0	.438
Eastern Division				
	W	L	T	Pct.
Dallas	12	4	0	.750
Philadelphia †	10	6	0	.615
Washington	10	6	0	.375
N.Y. Giants	5	11	0	.313
Arizona	4	12	0	.250

TEAM STATISTICS

	CHIEFS	OPP.				
TOTAL FIRST DOWNS	295	289				
Rushing	113	83				
Passing	164	178				
Penalty	18	28				
3rd Down: Made/Att.	82/231	78/229				
3rd Down Pct.	35.5	34.1				
4th Down: Made/Att.	15/22	7/18				
4th Down Pct.	68.2	38.9				
TOTAL NET YARDS	5242	4549				
Avg. Per Game	327.6	284.3				
Total Plays	1059	1047				
Avg. Per Play	4.9	4.3				
NET YARDS RUSHING	2222	1327				
Avg. Per Game	138.9	82.9				
Total Rushes	507	404				
Avg. Per Play	4.4	3.3				
NET YARDS PASSING	3020	3222				
Avg. Per Game	188.8	201.4				
Sacked/Yards Lost	21/58	47/347				
Gross Yards	317.8	358.9				
Attempts/Completions	301/300	598/329				
Pct. of Completions	56.5	55.2				
Had Intercepted	10	16				
PLUNTS/AVERAGE	91/43.8	102/41.8				
Net Punting Avg.	26.5	35.1				
PENALTY YARDS	116/851	106/828				
FUMBLES/LOST	17/11	35/17				
TOUCHDOWNS	42	26				
Rushing	14	7				
Passing	21	15				
Defensive/Kicking Game	43	5/0				
TIME OF POSSESSION	31:08	26:52				
SCORE BY PERIODS	1	2	3	4	OT	Total
CHIEFS TOTAL	70	120	56	97	15	358
Opp. Total	68	59	29	85	0	241

INDIVIDUAL STATISTICS

Bono.	PASSING					Int	LG	Rating
	Att.	Cmp.	Yds.	Pct.	TD			
Gannon	11	7	57	63.6	0	0	18	76.7
CHIEFS TOTAL	531	300	3178	56.5	21	10	60	79.4
Opp. Total	596	329	3569	55.2	16	16	49	70.8
PASS RECEIVING								
	No.	Yds.	Avg.	LG	TD			
Anders	55	349	6.3	28	1			
Cash	42	419	10.0	38	1			
Dawson	40	513	12.8	45	5			
Staughtier	34	514	15.1	38	4			
W. Davis	33	527	16.0	60	5			
Allen	27	210	7.8	20	0			
Walker	25	205	8.2	18	1			
Hughes	14	103	7.4	16	1			
Vanover	11	231	21.0	57	2			
Thompson	9	37	4.1	7	0			
Hill	7	45	6.4	13	0			
Bennett	1	12	12.0	12	0			
Penn.	1	12	12.0	12	0			
Valerio	1	1	1.0	11	1			
CHIEFS TOTAL	300	3178	10.6	60	21			
Opp. Total	29	3569	10.6	49	16			
RUSHING								
	No.	Yds.	Avg.	LG	TD			
Allen	207	890	4.3	38	5			
Hill	155	667	4.3	27	1			
Anders	58	398	6.9	44	2			
Bono	28	113	4.0	76	5			
Thompson	28	73	2.6	10	0			
Vanover	6	31	5.2	13	0			
Gannon	6	25	3.1	12	1			
Richardson	8	18	2.3	5	0			
Bennett	7	11	1.6	11	0			
Hughes	1	5	5.0	5	0			
Dawson	1	-9	-9.0	-9	0			
CHIEFS TOTAL	507	2222	4.4	76	14			
Opp. Total	404	1327	3.3	27	7			
TEAM LEADERS								
Scoring: Lin Elliott	106 pts: 34 PATs, 24 FGs							
INTs: Dale Carter	4-45 yds, 0 TDs							
Tackles: Tracy Simien	106 (75 solo)							
Sacks: Neil Smith	12.0 (-82.0 yds.)							
Punting: Louie Aguiar	91-3990 yds., 43.8 avg., 29 in 20, 65 LG							
Put Returns: Tamarick Vanover	51-540 yds., 10.6 avg., 1 TD							
Kickoff Returns: Tamarick Vanover	43-1095 yds., 25.5 avg., 2 TDs							

1994 KANSAS CITY CHIEFS

Head Coach: Marty Schottenheimer



Preseason Record: 2-3

7/31 W	24-17	HOUSTON	70,732
8/7 L	9-17	Minnesota (Tokyo, Japan)	49,555
8/12 W	17-14	at Washington	40,778
8/22 L	18-21	CHICAGO	75,114
8/26 L	3-24	at Buffalo	46,166

Regular Season Record: 9-7 (2nd - AFC West)

9/4 W	30-17	at New Orleans	69,362
9/11 W	24-17	SAN FRANCISCO	79,907
9/18 W	30-10	at Atlanta (N)	67,357
9/25 L	0-16	L.A. RAMS	78,184
10/9 L	6-20	at San Diego	62,923
10/17 W	31-28	at Denver (Mon.) (N)	75,151
10/23 W	38-23	SEATTLE	78,847
10/30 L	10-44	at Buffalo	79,501
11/6 W	13-3	L.A. RAIDERS (N)	78,709
11/13 L	13-14	SAN DIEGO	78,997
11/20 W	20-13	CLEVELAND	69,121
11/27 L	9-10	at Seattle	54,120
12/4 L	*17-20	DENVER	77,831
12/12 L	28-45	at Miami (Mon.) (N)	71,578
12/18 W	31-9	HOUSTON	74,474
12/24 W	19-9	at L.A. Raiders (Sat.)	64,130

AFC First Round Playoff Game

12/31 L	17-27	at Miami (Sat.)	67,487
---------	-------	-----------------	--------

TEAM STATISTICS

	CHIEFS	OPP.				
TOTAL FIRST DOWNS	322	289				
Rushing	113	83				
Rushing	97	93				
Passing	211	164				
Penalty	14	32				
3rd Down: Made/Att.	94/238	80/212				
4th Down Pct.	39.5	37.7				
4th Down: Made/Att.	12/23	8/14				
4th Down Pct.	52.2	57.1				
TOTAL NET YARDS	5692	5000				
Avg. Per Game	355.8	312.5				
Total Plays	1098	989				
Avg. Per Play	5.2	5.1				
NET YARDS RUSHING	1732	1734				
Avg. Per Game	108.3	108.4				
Total Rushes	464	446				
Avg. Per Play	3.7	3.9				
NET YARDS PASSING	3960	3266				
Avg. Per Game	247.5	204.1				
Sacked/Yards Lost	19/132	39/234				
Gross Yards	4082	3500				
Attempts/Completions	615/366	504/300				
Pct. of Completions	59.5	59.5				
Held Intercepted	14	12				
PUNTS/AVERAGE	85/42.1	85/45.0				
Net Punting Avg.	34.5	38.9				
PENALTIES/YARDS	127/911	119/925				
FUMBLES/LOST	21/12	36/26				
TOUCHDOWNS	34	35				
Rushing	12	11				
Passing	20	23				
Defensive/Kicking Game	11	10				
TIME OF POSSESSION	30:55	29:05				
SCORE BY PERIODS						
	1	2	3	4	OT	Total
CHIEFS TOTAL	52	92	79	96	0	319
Opp. Total	40	84	72	99	3	298

REGULAR STARTERS

OFFENSE		DEFENSE	
WR	J.J. Birden	LE	Neil Smith
LT	John Alt	LT	Joe Phillips
LG	Dave Scott	RT	Dan Saleaumua
C	Tim Grunhard	RE	Darren Mickell
RG	Will Shields	LOLB	Derrick Thomas
RT	Ricky Sigsler	MLB	Tracy Simien
	Derrick Graham	ROLB	George Jamison
TE	Keith Cash	LCB	Mark Collins
	Derrick Walker	RCB	Dale Carter
WR	Willie Davis	SS	David Whitmore
QB	Joe Montana	FS	William White
FB	Kimble Anders	P	Louie Aguiar
RB	Marcus Allen		
K	Lin Elliott		

PRO BOWLERS IN BOLD

INDIVIDUAL STATISTICS

	PASSING							
	Att.	Cmp.	Yds.	Pct.	TD	INT	LG	Rating
Montana	493	299	3283	60.6	16	9	57	83.6
Bono	117	66	796	56.4	4	4	62	74.6
Blundin	5	1	13	20.0	0	1	13	0.0
CHIEFS TOTAL	615	366	4092	59.5	20	14	62	80.8
Opp. Total	504	300	3500	59.5	23	12	72	85.9

	PASS RECEIVING				
	No.	Yds.	Avg.	LG	TD
Anders	67	525	7.8	30	1
W. Davis	51	822	16.1	62	5
Birden	48	637	13.3	44	4
Allen	42	349	8.3	38	0
Dawson	37	537	14.5	50	2
D. Walker	36	382	10.6	57	2
Martin	21	307	14.6	61	1
Cash	19	192	10.1	31	2
Hill	16	92	5.8	21	0
Hughes	7	80	11.4	22	0
Bennett	7	53	7.6	15	0
Greene	6	69	11.5	20	1
Penn.	3	24	8.0	13	0
Dickerson	2	11	5.5	6	0
Johnson	2	7	3.5	5	0
Valerio	2	5	2.5	4	2
CHIEFS TOTAL	366	4092	11.2	62	20
Opp. Total	300	3500	11.7	72	23

	RUSHING				
	No.	Yds.	Avg.	LG	TD
Allen	189	709	3.8	36	7
Hill	141	574	4.1	20	1
Anders	62	231	3.7	19	2
Bennett	46	178	3.9	17	0
Dawson	3	24	8.0	13	0
Montana	18	17	0.9	13	0
Dickerson	1	0	0.0	0	0
Bono	4	-1	-0.2	2	0
CHIEFS TOTAL	464	1732	3.7	36	12
Opp. Total	446	1734	3.9	60	11

TEAM LEADERS

Scoring: Lin Elliott	105 pts: 30 PATS, 25 FGs
INTs: Charles Mincy	3-49 yds., 0 TDs
Tackles: Tracy Simien	99 (65 solo)
Sacks: Neil Smith	11.5 (-89.0 yds.)
Punting: Louie Aguiar	85-3582 yds., 42.1 avg., 15 in 20, 61 LG
Punt Returns: Danan Hughes	27-192 yds., 7.1 avg., 0 TDs
Kickoff Returns: Ron Dickerson	21-472 yds., 22.5 avg., 1 TD

AMERICAN CONFERENCE

	Western Division		
	W	L	T Pct.
San Diego	11	5	0.699
Kansas City +	9	7	0.563
L.A. Raiders	9	7	0.563
Denver	7	9	0.438
Seattle	6	10	0.375
Central Division			
	W	L	T Pct.
Pittsburgh	12	4	0.750
Cleveland +	11	5	0.688
Cincinnati	3	13	0.188
Houston	2	14	0.125
Eastern Division			
	W	L	T Pct.
Miami	10	6	0.625
New England +	10	6	0.625
Indianapolis	8	8	0.500
Buffalo	7	9	0.438
N.Y. Jets	6	10	0.375

NATIONAL CONFERENCE

	Western Division		
	W	L	T Pct.
San Francisco	13	3	0.813
New Orleans	7	9	0.438
Atlanta	7	9	0.438
L.A. Rams	4	12	0.250
Central Division			
	W	L	T Pct.
Minnesota	10	6	0.625
Green Bay +	9	7	0.563
Detroit +	9	7	0.563
Chicago +	9	7	0.563
Tampa Bay	6	10	0.375
Eastern Division			
	W	L	T Pct.
Dallas	12	4	0.750
N.Y. Giants	9	7	0.563
Arizona	8	8	0.500
Philadelphia	7	9	0.438
Washington	3	13	0.188

AFC Championship: San Diego 17, PITTSBURGH 13

NFC Championship: SAN FRANCISCO 38, Dallas 28

Super Bowl XXIX: San Francisco 49, San Diego 26

1993 KANSAS CITY CHIEFS

Head Coach: Marty Schottenheimer



Preseason		Record: 3-1	
8/7	W 29-21	at Green Bay (Milwaukee, WI)	51,655
8/12	L 7-30	BUFFALO	73,550
8/21	W 27-20	MINNESOTA	73,080
8/27	W 27-20	at New England	46,501

Regular Season		Record: 11-5 (1st - AFC West)	
9/5	W 27-3	at Tampa Bay	63,378
9/12	L 0-30	at Houston	59,780
9/20	W 15-7	DENVER (Mon.) (N)	78,453
10/3	W 24-9	L.A. RAIDERS	77,395
10/10	W 17-15	CINCINNATI	75,394
10/17	W 17-14	at San Diego	60,729
10/31	L 10-30	at Miami	67,765
11/8	W 23-16	GREEN BAY (Mon.) (N)	76,742
11/14	W 31-20	at L.A. Raiders	68,553
11/21	L 17-19	CHICAGO	76,872
11/28	W 23-7	BUFFALO	74,452
12/5	W 31-16	at Seattle	58,551
12/12	L 21-27	at Denver	75,882
12/19	W 28-24	SAN DIEGO	74,778
12/26	L 10-30	at Minnesota (N)	59,236
1/2	W 34-24	SEATTLE	72,136

AFC First Round Playoff Game			
1/8	W *27-24	PITTSBURGH (Sat.)	74,515

AFC Divisional Playoff Game			
1/16	W 28-20	at Houston	64,011

AFC Championship Game			
1/23	L 13-30	at Buffalo	76,642

TEAM STATISTICS

	CHIEFS	OPP				
TOTAL FIRST DOWNS	300	300				
Rushing	94	103				
Passing	180	161				
Penalty	26	36				
3rd Down: Made/Att.	82/203	86/210				
3rd Down Pct.	40.4	41.0				
4th Down: Made/Att.	4/9	3/13				
4th Down Pct.	44.4	23.1				
TOTAL NET YARDS	4835	4771				
Avg. Per Game	302.2	298.2				
Total Plays	970	1013				
Avg. Per Play	5.0	4.7				
NET YARDS RUSHING	1655	1620				
Avg. Per Game	103.4	101.3				
Total Rushes	445	453				
Avg. Per Play	3.7	3.6				
NET YARDS PASSING	3180	3151				
Avg. Per Game	198.8	196.9				
Sacked/Yards Lost	35/204	35/228				
Gross Yards	3384	3379				
Attempts/Completions	490/287	525/312				
Pct. of Completions	58.6	59.4				
Had Intercepted	10	21				
PUNTS/AVERAGE	77/42.1	68/44.6				
Net Punting Avg.	35.4	37.8				
PENALTIES/YARDS	122/969	127/1015				
FUMBLES/LOST	28/18	30/17				
TOUCHDOWNS	37	30				
Rushing	14	11				
Passing	20	18				
Defensive/Kicking Game	2	1				
TIME OF POSSESSION	29:29	30:31				
SCORE BY PERIODS						
CHIEFS TOTAL	71	108	82	67	0	328
Opp. Total	51	86	50	104	0	291

REGULAR STARTERS

OFFENSE		DEFENSE	
WR	J.J. Birden	LE	Neil Smith
LT	John Alt	LT	Joe Phillips
LG	Dave Szott	RT	Dan Saleaumua
C	Tim Grunhard	RBK	Derrick Thomas
RG	Will Shields	LOLB	Tracy Rogers
RC	Ricky Siglar	MLB	Tracy Simien
TE	Jonathan Hayes	ROLB	Lonnnie Marts
WR	Willie Davis	LCB	Albert Lewis
QB	Joe Montana	RCB	Kevin Ross
FB	Kimble Anders	SS	Doug Terry
RB	Marcus Allen	FS	Martin Bayless
K	Nick Lowery	P	Dave Whitmore
			Kevin Ross
			Bryan Barker

PRO BOWLERS IN BOLD

AFC AMERICAN CONFERENCE

Western Division			
W	L	T	Pct.
Kansas City	11	5	0.688
L.A. Raiders †	10	6	0.625
Denver †	9	7	0.563
San Diego	8	8	0.500
Seattle	6	10	0.375
Central Division			
W	L	T	Pct.
Houston	12	4	0.750
Pittsburgh †	9	7	0.563
Cleveland	7	9	0.438
Cincinnati	3	13	0.188
Eastern Division			
W	L	T	Pct.
Buffalo	12	4	0.750
Miami	9	7	0.563
N.Y. Jets	8	8	0.500
New England	5	11	0.313
Indianapolis	4	12	0.250

NFC NATIONAL CONFERENCE

Western Division			
W	L	T	Pct.
San Francisco	10	6	0.625
New Orleans	8	8	0.500
Atlanta	6	10	0.375
L.A. Rams	5	11	0.313
Central Division			
W	L	T	Pct.
Detroit	10	6	0.625
Minnesota †	9	7	0.563
Green Bay †	9	7	0.563
Chicago	7	9	0.438
Tampa Bay	5	11	0.313
Eastern Division			
W	L	T	Pct.
Dallas	12	4	0.750
N.Y. Giants †	11	5	0.688
Philadelphia	8	8	0.500
Phoenix	7	9	0.438
Washington	4	12	0.250

INDIVIDUAL STATISTICS

	PASSING					LG	Rating
	Att.	Cmp.	Yds.	Pct. TD	INT		
Montana	298	181	2144	60.7	13	7	501 87.4
Krieg	189	105	1238	55.6	7	3	661 81.4
Blundin	3	1	2	33.3	0	0	2 42.4
Anders	0	0	0	0.0	0	0	0 -1.0
CHIEFS TOTAL	490	287	3384	58.6	20	10	661 84.8
Opp. Total	525	312	3379	59.4	18	21	771 73.2
	PASS RECEIVING					LG	TD
	No.	Yds.	Avg.	LG	TD		
Davis	52	909	17.5	681	7		
Birden	51	721	14.1	501	2		
Anders	40	326	8.2	27	1		
Allen	34	238	7.0	181	3		
Hayes	24	331	13.8	49	1		
Cash	24	242	10.1	24	4		
Barnett	17	182	10.7	25	1		
McNair	10	74	7.4	24	0		
F. Jones	9	111	12.3	19	0		
H. Jones	7	91	13.0	22	0		
Dyal	7	83	11.9	31	0		
H. Williams	7	42	6.0	14	0		
E. Thompson	4	33	8.3	13	0		
Valerio	1	1	1.0	11	1		
CHIEFS TOTAL	287	3384	11.8	661	20		
Opp. Total	312	3379	10.8	771	18		
	RUSHING					LG	TD
	No.	Yds.	Avg.	LG	TD		
Allen	206	764	3.7	39	12		
Anders	75	291	3.9	16	0		
McNair	51	278	5.5	47	2		
H. Williams	42	149	3.5	19	0		
Montana	25	64	2.6	17	0		
F. Jones	5	34	6.8	13	0		
E. Thompson	11	28	2.5	14	0		
Krieg	21	24	1.1	7	0		
J. Stephens	6	18	3.0	7	0		
Barnett	1	3	3.0	3	0		
Carter	1	2	2.0	2	0		
Cash	1	0	0.0	0	0		
CHIEFS TOTAL	445	1655	3.1	39	14		
Opp. Total	453	1620	3.6	38	11		

TEAM LEADERS

Scoring: Nick Lowery	106 pts: 37 PATS, 23 FG
INTs: Albert Lewis	6-61 yds, 0 TDs
Tackles: Tracy Simien	105 (68 solo)
Sacks: Neil Smith	15.0 (-127.0 yds.)
Punting: Bryan Barker	76-3240 yds., 42.6 avg., 19 in 20, 59 LG
Punt Returns: Dale Carter	27-247 yds., 9.1 avg., 0 TDs
Kickoff Returns: Damon Hughes	14-266 yds., 19.0 avg., 0 TDs

AFC Championship: BUFFALO 30, Kansas City 13
 NFC Championship: DALLAS 38, San Francisco 21
 Super Bowl XXVIII: Dallas 30, Buffalo 13

1992 KANSAS CITY CHIEFS

Head Coach: Marty Schottenheimer



Preseason		Record: 1-3
8/8 L	13-21 at Green Bay	54,322
8/15 L	0-30 at Minnesota	38,132
8/24 W	35-0 BUFFALO	71,481
8/28 L	10-21 INDIANAPOLIS	65,557

Regular Season		Record: 10-6 (2nd - AFC West)
9/6 W	24-10 at San Diego	45,024
9/13 W	26-7 SEATTLE	75,125
9/20 L	*20-23 at Houston	60,955
9/28 W	27-7 L.A. RAIDERS (Mon.) (N)	77,486
10/4 L	19-20 at Denver	75,629
10/11 W	24-17 PHILADELPHIA	76,626
10/18 L	10-17 at Dallas	64,115
10/25 L	3-27 PITTSBURGH (N)	76,175
11/8 W	16-14 SAN DIEGO	72,826
11/15 W	35-16 WASHINGTON	75,238
11/22 W	24-14 at Seattle (N)	49,867
11/29 W	23-7 at N.Y. Jets	57,375
12/6 L	7-28 at L.A. Raiders	45,227
12/13 W	27-20 NEW ENGLAND	52,208
12/19 L	21-35 at N.Y. Giants (Sat.)	53,427
12/27 W	42-20 DENVER	76,240

AFC First Round Playoff Game		
1/2 L	0-17 at San Diego (Sat.)	58,278

TEAM STATISTICS

	CHIEFS	OPP.				
TOTAL FIRST DOWNS	246	256				
Rushing	87	97				
Passing	134	145				
Penalty	25	14				
3rd Down: Made/Att.	71/207	73/205				
3rd Down Pct.	34.3	35.6				
4th Down: Made/Att.	5/14	6/11				
4th Down Pct.	35.7	54.5				
TOTAL NET YARDS	4324	4324				
Avg. Per Game	270.3	270.3				
Total Plays	997	949				
Avg. Per Play	4.8	4.6				
NET YARDS RUSHING	1532	1787				
Avg. Per Game	95.8	111.7				
Total Rushes	446	441				
Avg. Per Play	3.4	4.1				
NET YARDS PASSING	2792	2537				
Avg. Per Game	174.5	158.6				
Sacked/Yards Lost	48/323	50/391				
Gross Yards	3115	2928				
Attempts/Completions	413/230	458/253				
Pct. of Completions	55.7	55.2				
Had Intercepted	12	24				
PUNTS/AVERAGE	86/42.2	80/43.1				
Net Punting Avg.	35.4	36.0				
PENALTIES/YARDS	82/675	124/959				
FUMBLES/LOST	28/9	34/15				
TOUCHDOWNS	40	34				
Rushing	14	12				
Passing	15	19				
Defensive/Kicking Game	8/3	1/2				
TIME OF POSSESSION	29:37	30:23				
SCORE BY PERIODS						
	1	2	3	4	OT	Total
CHIEFS TOTAL	53	128	66	101	0	348
Opp. Total	68	57	64	90	3	282

REGULAR STARTERS

OFFENSE		DEFENSE	
WR	J.J. Birden	LE	Neil Smith
LT	John Alt	NT	Dan Saleaumua
LG	Dave Szott	DE	Joe Phillips
C	Tim Grunhard	RE	Leonard Griffin
RG	Dave Lutz	LOLB	Chris Marlin
RT	Rich Baldinger	LILB	Ervin Randle
TE	Jonathan Hayes	MLB	Tracy Simien
WR	Willie Davis	ROLB	Derrick Thomas
QB	Dave Krieg	LCB	Kevin Ross
TE	Keith Cash	RCB	Albert Lewis
RB	Barry Word	SS	Martin Bayless
RB	Bill Jones	FS	Charles Mincy
K	Nick Lowery	P	Bryan Barker

INDIVIDUAL STATISTICS

	PASSING							
	Att.	Cmp.	Yds.	Pct.	TD	INT	LG	Rating
Krieg	413	230	3115	55.7	15	12	77f	79.9
CHIEFS TOTAL	413	230	3115	55.7	15	12	77f	79.9
Opp. Total	458	253	2928	55.2	19	24	62	66.7

	PASS RECEIVING						
	No.	Yds.	Avg.	LG	TD		
McNair	44	380	8.6	36	1		
Birden	42	644	15.3	72f	3		
Davis	36	756	21.0	74f	3		
Barnett	24	442	18.4	77f	4		
F. Jones	18	265	14.7	56	0		
Hargain	17	205	12.1	25	0		
Cash	12	113	9.4	19	2		
Word	9	80	8.9	22	0		
Hayes	9	77	8.6	21	2		
Anders	5	65	13.0	28	0		
Harry	5	46	9.2	13	0		
Williams	5	24	4.8	12	0		
B. Jones	2	6	3.0	5	0		
Dyal	1	7	7.0	7	0		
Okoye	1	5	5.0	5	0		
CHIEFS TOTAL	230	3115	13.5	77f	15		
Opp. Total	253	2928	11.6	62	19		

AMERICAN CONFERENCE

Western Division			
	W	L	Pct.
San Diego	11	5	0.699
Kansas City †	10	6	0.625
Denver	8	8	0.500
L.A. Raiders	7	9	0.438
Seattle	2	14	0.125

Central Division			
	W	L	Pct.
Pittsburgh	11	5	0.688
Houston †	10	6	0.352
Cleveland	7	9	0.438
Cincinnati	5	11	0.313

Eastern Division			
	W	L	Pct.
Miami	11	5	0.688
Buffalo †	11	5	0.688
Indianapolis	9	7	0.563
N.Y. Jets	4	12	0.250
New England	2	14	0.125

NATIONAL CONFERENCE

Western Division			
	W	L	Pct.
San Francisco	14	2	0.875
New Orleans †	12	4	0.750
Atlanta	6	10	0.375
L.A. Rams	6	10	0.375

Central Division			
	W	L	Pct.
Minnesota	11	5	0.688
Green Bay	9	7	0.563
Tampa Bay	5	11	0.313
Chicago	5	11	0.313
Detroit	5	11	0.313

Eastern Division			
	W	L	Pct.
Dallas	13	3	0.813
Philadelphia †	11	5	0.688
Washington †	9	7	0.563
N.Y. Giants	6	10	0.375
Phoenix	4	12	0.250

AFC Championship: Buffalo 29, MIAMI 10
 NFC Championship: Dallas 30, SAN FRANCISCO 20
 Super Bowl XXVII: Dallas 52, Buffalo 17

TEAM LEADERS

Scoring: Nick Lowery	105 pts:	39 PATs, 22 FGs
INTs: Dale Carter	7-65 yds., 1 TD	
Tackles: Tracy Simien	97 (56 solo)	
Sacks: Neil Smith	14.5 (-114.5 yds.)	
	Derrick Thomas	14.5 (-113.0 yds.)
Punting: Bryan Barker	75-3245 yds., 43.3 avg., 16 in 20, 65 LG	
Punt Returns: Dale Carter	38-398 yds., 10.5 avg., 2 TDs	
Kickoff Returns: Harvey Williams	21-405 yds., 19.3 avg., 0 TDs	

1991 KANSAS CITY CHIEFS

Head Coach: Marty Schottenheimer



Preseason		Record: 2-2
8/3 L	14-24 DALLAS	56,038
8/10 W	19-10 N.Y. Jets (St. Louis, MO)	52,935
8/17 W	38-14 DETROIT	57,320
8/23 L	7-20 at Tampa Bay	33,996

Regular Season		Record: 10-6 (2nd - AFC West)
9/1 W	14-3 ATLANTA	74,246
9/8 L	10-17 NEW ORLEANS	74,816
9/16 L	7-17 at Houston (Mon.) (N)	61,058
9/22 W	20-13 SEATTLE	71,789
9/29 W	14-13 at San Diego	44,907
10/7 W	33-6 BUFFALO (Mon.) (N)	76,120
10/13 W	42-7 MIAMI	76,021
10/20 L	16-19 at Denver	75,866
10/28 W	24-21 L.A. RAIDERS (Mon.) (N)	77,111
11/10 W	27-20 at L.A. Rams	52,511
11/17 L	20-24 DENVER	74,661
11/24 L	15-20 at Cleveland	63,991
12/1 W	19-6 at Seattle	57,248
12/8 W	20-17 SAN DIEGO	73,330
12/14 L	14-28 at San Francisco (Sat.)	62,672
12/22 W	27-21 at L.A. Raiders	65,144

AFC First Round Playoff Game		
12/28 W	10-6 L.A. RAIDERS (Sat.)	75,827

AFC Divisional Playoff Game		
1/5 L	14-37 at Buffalo	80,182


TEAM STATISTICS

	CHIEFS	OPP
TOTAL FIRST DOWNS	322	275
Rushing	127	68
Passing	172	168
Penalty	23	19
3rd Down: Made/Att.	32/205	76/191
3rd Down Pct.	44.9	39.8
4th Down: Made/Att.	12/20	11/18
4th Down Pct.	60.0	61.1
TOTAL NET YARDS	5321	4988
Avg. Per Game	332.6	312.4
Total Plays	1021	927
Avg. Per Play	5.2	5.4
NET YARDS RUSHING	2217	1770
Avg. Per Game	138.6	110.6
Total Rushes	521	417
Avg. Per Play	4.3	4.2
NET YARDS PASSING	3104	3228
Avg. Per Game	194.0	201.8
Sacked/Yards Lost	21/177	39/304
Gross Yards	3281	3532
Attempts/Completions	479/284	471/279
Pct. of Completions	59.3	59.2
Had Intercepted	14	15
PUNTS/AVERAGE	57/40.4	60/42.5
Net Punting Avg.	35.0	36.5
PENALTIES/YARDS	94/724	110/827
FUMBLES/LOST	22/8	27/18
TOUCHDOWNS	35	27
Rushing	14	9
Passing	19	17
Defense/Kicking Game	2	20
TIME OF POSSESSION	31:16	28:44
SCORE BY PERIODS	1 2 3 4 OT	Total
CHIEFS TOTAL	44 91 79 105 3	322
Opp. Total	58 85 50 59 0	252

REGULAR STARTERS

OFFENSE		DEFENSE	
WR	Robb Thomas	LE	Neil Smith
LT	John Alt	NT	Dan Saleaumua
LG	Dave Szott	RE	Bill Maas
C	Tim Grunhard	LOLB	Chris Martin
RG	Dave Lutz	LILB	Tracy Simien
RT	Rich Baldinger	RILB	Dino Hackett
TE	Jonathan Hayes	ROLB	Derrick Thomas
WR	Tim Barnett	LCB	Jayce Pearson
QB	Steve DeBerg		Albert Lewis
FB	Bill Jones	RCB	Kevin Ross
RB	Christian Okoye	SS	Kevin Porter
K	Nick Lowery	FS	Deron Cherry
		P	Bryan Barker

PRO BOWLERS IN BOLD



AMERICAN CONFERENCE

Western Division

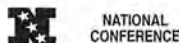
	W	L	T	Pct.
Denver	12	4	0	.750
Kansas City †	10	6	0	.625
L.A. Raiders †	9	7	0	.563
Seattle	7	9	0	.438
San Diego	4	12	0	.250

Central Division

	W	L	T	Pct.
Houston	11	5	0	.688
Pittsburgh	7	9	0	.438
Cleveland	6	10	0	.375
Cincinnati	3	13	0	.188

Eastern Division

	W	L	T	Pct.
Buffalo	13	3	0	.813
N.Y. Jets †	8	8	0	.500
Miami	8	8	0	.500
New England	6	10	0	.375
Indianapolis	1	15	0	.063



NATIONAL CONFERENCE

Western Division

	W	L	T	Pct.
New Orleans	11	5	0	.688
Atlanta †	10	6	0	.625
San Francisco	10	6	0	.625
L.A. Rams	3	13	0	.188

Central Division

	W	L	T	Pct.
Detroit	12	4	0	.750
Chicago †	11	5	0	.688
Minnesota	8	8	0	.500
Green Bay	4	12	0	.250
Tampa Bay	3	13	0	.188

Eastern Division

	W	L	T	Pct.
Washington	14	2	0	.875
Dallas †	11	5	0	.688
Philadelphia	10	6	0	.625
N.Y. Giants	8	8	0	.500
Phoenix	4	12	0	.250

INDIVIDUAL STATISTICS

	PASSING							Rating
	Att.	Cmp.	Yds.	Pct.	TD	INT	LG	
DeBerg	434	256	2965	59.0	17	14	63	79.3
Vlasic	44	28	316	63.6	2	0	30	100.2
Williams	1	0	0	0.0	0	0	0	39.6
CHIEFS TOTAL	479	284	3281	59.3	19	14	63	81.1
Opp. Total	471	279	3532	59.2	17	15	71	81.5

	PASS RECEIVING				
	No.	Yds.	Avg.	LG	TD
R. Thomas	43	494	11.5	39	1
Barnett	41	564	13.8	63	5
McNair	37	342	9.2	36	1
Harry	35	431	12.3	36	3
Birden	27	465	17.2	57	2
Hayes	19	208	10.9	23	2
Williams	16	147	9.2	17	2
B. Jones	14	97	6.9	14	1
Holohan	13	113	8.7	26	2
Paige	9	111	12.3	26	0
Stradford	9	91	10.1	17	0
F. Jones	8	85	10.6	23	0
Saxon	6	55	9.2	22	0
Okoye	3	34	11.3	13	0
Anders	2	30	15.0	17	0
Word	2	13	6.5	8	0
CHIEFS TOTAL	284	3281	11.6	63	19
Opp. Total	279	3532	12.7	71	17

	RUSHING				
	No.	Yds.	Avg.	LG	TD
Okoye	225	1031	4.6	48	9
Word	160	684	4.3	37	4
Williams	97	447	4.6	21	1
McNair	10	51	5.1	11	0
Saxon	6	13	2.2	8	0
Stradford	1	7	7.0	7	0
Vlasic	1	-1	-1.0	-1	0
DeBerg	21	-15	-0.7	0	0
CHIEFS TOTAL	521	2217	4.3	48	14
Opp. Total	417	1770	4.2	60	8

TEAM LEADERS

Scoring: Nick Lowery	110 pts: 35 PATs, 25 FGs
INTs: Deron Cherry	4-31 yds., 0 TDs
Tackles: Deron Cherry	116 (59 solo)
Sacks: Derrick Thomas	13.5 (112.0 yds.)
Punting: Bryan Barker	57-2303 yds., 40.4 avg., 11 in 20, 57 LG
Punt Returns: Troy Stradford	22-150 yds., 6.8 avg., 0 TDs
Kickoff Returns: Harvey Williams	24-524 yds., 21.8 avg., 0 TDs

AFC Championship: BUFFALO 10, Denver 7
 NFC Championship: WASHINGTON 41, Detroit 10
 Super Bowl XXI: Washington 37, Buffalo 24

1990 KANSAS CITY CHIEFS

Head Coach: Marty Schottenheimer



Preseason Record: 1-3

8/11 L	3-19	L.A. Rams (Berlin, Germany)	55,429
8/18 L	0-20	N.Y. JETS	40,448
8/24 L	21-35	at Detroit	50,293
8/31 W	27-14	GREEN BAY	42,806

Regular Season Record: 11-5 (2nd - AFC West)

9/9 W	24-21	MINNESOTA	68,363
9/17 L	23-24	at Denver (Mon.) (N)	75,277
9/23 W	17-3	at Green Bay	58,817
9/30 W	34-0	CLEVELAND	75,462
10/7 L	19-23	at Indianapolis	54,950
10/14 W	43-24	DETROIT	74,312
10/21 L	7-19	at Seattle	60,358
11/4 W	9-7	L.A. RAIDERS	70,951
11/11 L	16-17	SEATTLE	71,285
11/18 W	27-10	SAN DIEGO	63,717
11/25 W	27-24	at L.A. Raiders	65,710
12/2 W	37-7	at New England	26,280
12/9 W	31-20	DENVER	74,347
12/16 L	10-27	HOUSTON	61,756
12/23 W	24-21	at San Diego	45,135
12/29 W	21-10	at Chicago (Sat.)	60,262

AFC First Round Playoff Game

1/5 L	16-17	at Miami (Sat.)	67,276
-------	-------	-----------------	--------

TEAM STATISTICS

	CHIEFS	OPP				
TOTAL FIRST DOWNS	280	268				
Rushing	115	85				
Passing	142	164				
Penalty	23	19				
3rd Down Made/Att.	91/222	81/204				
3rd Down Pct.	41.0	39.7				
4th Down Made/Att.	7/10	3/15				
4th Down Pct.	70.0	20.0				
TOTAL NET YARDS	5215	4881				
Avg. Per Game	325.9	305.1				
Total Plays	975	945				
Avg. Per Play	5.3	5.2				
NET YARDS RUSHING	1948	1640				
Avg. Per Game	121.8	102.5				
Total Rushes	504	373				
Avg. Per Play	3.9	4.4				
NET YARDS PASSING	3267	3241				
Avg. Per Game	204.2	202.6				
Sacked/Yards Lost	22/191	60/421				
Gross Yards	3458	3662				
Attempts/Completions	449/260	512/267				
Pct. of Completions	57.9	52.1				
Had Intercepted	5	20				
PUNTS/AVERAGE	81/38.7	72/37.0				
Net Punting Avg.	32.9	32.3				
PENALTIES/YARDS	111/886	122/859				
FUMBLES/LOST	30/14	38/25				
TOUCHDOWNS	38	30				
Rushing	11	12				
Passing	23	2				
Returns	4	2				
TIME OF POSSESSION	31:30	28:30				
SCORE BY PERIODS						
	1	2	3	4	OT	Total
CHIEFS TOTAL	86	123	71	89	0	369
Opp. Total	48	66	62	81	0	257

REGULAR STARTERS

OFFENSE		DEFENSE	
WR	Robb Thomas	LE	Neil Smith
LT	John Alt	RE	Dan Saleaumua
LG	Frank Winters	NT	Bill Maas
	Dave Szott	LOLB	Chris Martin
C	Mike Webster	LILB	Percy Snow
	Tim Grunhard	RILB	Dino Hackett
RG	Dave Lutz	ROLB	Derrick Thomas
RT	Rich Baldinger	LCB	Albert Lewis
TE	Alfredo Roberts	RCB	Kevin Ross
	Jonathan Hayes	SS	Kevin Porter
WR	Stephone Paige	FS	Jeff Donaldson
QB	Steve DeBerg		Deron Cherry
FB	Bill Jones	P	Bryan Barker
RB	Christian Okoye		Kelly Goodburn
K	Nick Lowery		

PRO BOWLERS IN BOLD

INDIVIDUAL STATISTICS


	PASSING						Rating
	Att.	Cmp.	Yds.	Pct.	TD	INT	
DeBerg	444	258	3444	58.1	23	4	90.3
Pelluer	5	2	14	40.0	0	1	8.3
CHIEFS TOTAL	449	260	3458	57.9	23	5	90.9
Opp. Total	512	267	3662	52.1	16	20	69.5

	PASS RECEIVING					
	No.	Yds.	Avg.	LG	TD	
Paige	65	1021	15.7	86	5	
R. Thomas	41	545	13.3	47	4	
Harry	41	519	12.7	60	2	
McNair	40	507	12.7	65	2	
B. Jones	19	137	7.2	19	5	
Birdan	15	352	23.5	90	3	
Roberts	11	119	10.8	27	0	
Hayes	9	83	9.2	21	1	
Mandley	7	97	13.9	24	0	
Word	4	28	7.0	10	0	
Okoye	4	23	5.8	8	0	
Whitaker	2	17	8.5	16	1	
F. Jones	1	5	5.0	5	0	
Saxon	1	5	5.0	5	0	
CHIEFS TOTAL	260	3458	13.3	90	23	
Opp. Total	267	3662	13.7	87	16	

	RUSHING					
	No.	Yds.	Avg.	LG	TD	
Word	204	1015	5.0	53	4	
Okoye	245	805	3.3	32	7	
McNair	14	61	4.4	13	0	
B. Jones	10	47	4.7	14	0	
Saxon	3	15	5.0	8	0	
Pelluer	5	6	1.2	5	0	
Goodburn	1	5	5.0	5	0	
F. Jones	1	-1	-1.0	-1	0	
DeBerg	21	-5	-0.2	6	0	
CHIEFS TOTAL	504	1948	3.9	53	11	
Opp. Total	373	1640	4.4	42	2	

TEAM LEADERS

Scoring: Nick Lowery	139 pts: 37 PATs, 34 FGs
INTs: Kevin Ross	5-97 yds., 0 TDs
Tackles: Dino Hackett	95 (53 solo)
Sacks: Derrick Thomas	20.0 (-150.0 yds.)
Punting: Bryan Barke	64-2479 yds., 38.7 avg., 16 in 20, 56 LG
Punt Returns: Naz Worthen	25-180 yds., 7.2 avg., 0 TDs
Kickoff Returns: Todd McNair	14-227 yds., 16.2 avg., 0 TDs



Western Division

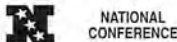
	W	L	T	Pct.
L.A. Raiders	12	4	0	.750
Kansas City †	11	5	0	.688
Seattle	9	7	0	.563
San Diego	6	10	0	.375
Denver	5	11	0	.313

Central Division

	W	L	T	Pct.
Cincinnati	9	7	0	.563
Houston †	9	7	0	.563
Pittsburgh	9	7	0	.563
Cleveland	3	13	0	.188

Eastern Division

	W	L	T	Pct.
Buffalo	13	3	0	.813
Miami †	12	4	0	.750
Indianapolis	7	9	0	.438
N.Y. Jets	6	10	0	.375
New England	1	15	0	.063



Western Division

	W	L	T	Pct.
San Francisco	14	2	0	.875
New Orleans †	8	8	0	.500
L.A. Rams	5	11	0	.313
Atlanta	5	11	0	.313

Central Division

	W	L	T	Pct.
Chicago	11	5	0	.688
Tampa Bay	6	10	0	.375
Detroit	6	10	0	.375
Green Bay	6	10	0	.375
Minnesota	6	10	0	.375

Eastern Division

	W	L	T	Pct.
N.Y. Giants	13	3	0	.813
Philadelphia †	10	6	0	.625
Washington †	10	6	0	.625
Dallas	7	9	0	.438
Phoenix	5	11	0	.313

AFC Championship: BUFFALO 51, L.A. Raiders 3
 NFC Championship: N.Y. Giants 15, SAN FRANCISCO 13
 Super Bowl XXV: N.Y. Giants 20, Buffalo 19

1989 KANSAS CITY CHIEFS

Head Coach: Marty Schottenheimer

8-7-1

Preseason		Record: 1-3
8/12 L	13-23 Minnesota (Memphis, TN)	63,528
8/20 L	7-45 N.Y. GIANTS	36,820
8/27 W	22-17 at Chicago	56,343
9/1 L	*13-15 N.Y. JETS	41,105
Regular Season		Record: 8-7-1 (2nd - AFC West)
9/10 L	20-34 at Denver	74,284
9/17 W	24-19 L.A. RAIDERS	71,741
9/24 L	6-21 at San Diego	40,128
10/1 L	17-21 CINCINNATI	61,165
10/8 W	20-16 at Seattle	60,715
10/15 L	14-20 at L.A. Raiders	40,453
10/22 W	36-28 DALLAS	76,841
10/29 L	17-23 at Pittsburgh	54,194
11/5 W	20-10 SEATTLE	54,489
11/12 L	13-16 DENVER	76,245
11/19 T	*10-10 at Cleveland	77,922
11/26 W	34-0 HOUSTON	51,342
12/3 W	26-21 MIAMI	54,610
12/10 W	21-3 at Green Bay	56,694
12/17 L	13-20 SAN DIEGO	40,623
12/24 W	27-24 at Miami	43,612

TEAM STATISTICS

	CHIEFS	OPP
TOTAL FIRST DOWNS	304	252
Rushing	120	92
Passing	165	140
Penalty	19	20
3rd Down: Made/Att	88/208	81/211
3rd Down Pct	42.3	38.4
4th Down: Made/Att	9	8
4th Down Pct	66.7	53.3
TOTAL NET YARDS	5265	4293
Avg. Per Game	329.1	268.3
Total Plays	1017	952
Avg. Per Play	5.2	4.5
NET YARDS RUSHING	2227	1766
Avg. Per Game	139.2	110.4
Total Rushes	553	445
Avg. Per Play	4.0	4.0
NET YARDS PASSING	3038	2527
Avg. Per Game	189.9	157.9
Sacked/Yards Lost	23/162	36/294
Gross Yards	3220	2821
Attempts/Completions	435/259	471/320
Pct. of Completions	59.5	50.1
Had Intercepted	23	15
PUTTS/AVERAGE	87/40.1	82/39.1
Net Punting Avg.	33.8	32.9
PENALTIES/YARDS	116/878	102/797
FUMBLES/LOST	32/18	32/18
TOUCHDOWNS	35	32
Rushing	18	9
Passing	14	16
Returns	3	7
TIME OF POSSESSION	4	32:35
SCORE BY PERIODS		
CHIEFS TOTAL	67	7
Opp. Total	74	83
	53	47
	61	82
	0	0
	0	286

REGULAR STARTERS

OFFENSE

WR	Pete Mandley
LT	John Alt
LG	Mark Adickes
C	Mike Webster
RG	Dave Lutz
RT	Irv Eatman
TE	Jonathan Hayes
WR	Stephane Paige
QB	Steve DeBerg
RB	Christian Okoye
RB	Herman Heard
K	Nick Lowery

DEFENSE

LE	Neil Smith
NT	Bill Maas
	Dan Saleaumua
RE	Mike Bell
	Leonard Griffin
LOLB	Chris Martin
LILB	Walker Lee Ashley
RILB	Dino Hackett
ROLB	Derrick Thomas
LCB	Albert Lewis
RCB	Kevin Ross
SS	Kevin Porter
FS	Deron Cherry
P	Kelly Goodburn

PRO BOWLERS IN BOLD

AMERICAN CONFERENCE

Western Division

	W	L	T	Pct.
Denver	11	5	0	.688
Kansas City	8	7	1	.531
L.A. Raiders	8	8	0	.500
Seattle	7	9	0	.438
San Diego	6	10	0	.375

Central Division

	W	L	T	Pct.
Cleveland	9	6	1	.594
Houston †	9	7	0	.563
Pittsburgh †	9	7	0	.563
Cincinnati	8	8	0	.500

Eastern Division

	W	L	T	Pct.
Buffalo	9	7	0	.563
Indianapolis	8	8	0	.500
Miami	8	8	0	.500
New England	5	11	0	.313
N.Y. Jets	4	12	0	.250

NATIONAL CONFERENCE

Western Division

	W	L	T	Pct.
San Francisco	14	2	0	.875
L.A. Rams †	11	5	0	.688
New Orleans	9	7	0	.563
Atlanta	3	13	0	.188

Central Division

	W	L	T	Pct.
Minnesota	10	6	0	.625
Green Bay	10	6	0	.625
Detroit	7	9	0	.438
Chicago	6	10	0	.375
Tampa Bay	5	11	0	.313

Eastern Division

	W	L	T	Pct.
N.Y. Giants	12	4	0	.750
Philadelphia †	11	5	0	.688
Washington	10	6	0	.625
Phoenix	5	11	0	.313
Dallas	1	15	0	.063

AFC Championship: DENVER 37, Cleveland 21
 NFC Championship: SAN FRANCISCO 30, L.A. Rams 3
 Super Bowl XXIV: San Francisco 55, Denver 10

INDIVIDUAL STATISTICS

	PASSING					LG	Rating
	Att.	Cmp.	Yds.	Pct.	TD		
DeBerg	324	196	2529	60.5	11	16	50
Jaworski	61	36	385	59.0	2	5	32
Pelluer	47	26	301	55.3	1	0	24
Elkins	2	1	5	50.0	0	1	5
Saxon	1	0	0	0.0	0	1	0
CHIEFS TOTAL	435	259	3220	59.5	14	23	50
Opp. Total	471	236	2821	50.1	16	15	64
	PASS RECEIVING					LG	TD
	No.	Yds.	Avg.				
Paige	44	759	17.3		50	2	
Mandley	35	476	13.6		44	1	
McNair	34	372	10.9		24	1	
Harry	33	430	13.0		25	2	
Heard	25	246	9.8		27	1	
Weathers	17	192	11.3		27	0	
Hayes	16	229	14.3		23	2	
Saxon	11	86	7.8		18	0	
Dressel	9	136	15.1		49	1	
R. Thomas	8	58	7.3		12	2	
Roberts	8	55	6.9		25	1	
Carson	7	95	13.6		28	1	
Werthen	5	69	13.8		21	0	
Okoye	2	12	6.0		8	0	
Gamble	2	2	1.0		6	0	
Carruth	1	3	3.0		3	0	
CHIEFS TOTAL	259	3220	12.4		50	14	
Opp. Total	236	2821	12.0		64	16	
	RUSHING					LG	TD
	No.	Yds.	Avg.				
Okoye	370	1480	4.0		59	12	
Saxon	58	233	4.0		19	3	
Heard	83	216	3.4		28	0	
Pelluer	17	143	8.4		27	2	
McNair	23	121	5.3		25	0	
Gamble	6	24	4.0		20	1	
Harry	1	9	9.0		9	0	
Jaworski	4	5	1.3		4	0	
Agee	1	3	3.0		3	0	
Mandley	2	1	0.5		8	0	
DeBerg	14	-8	-0.6		15	0	
CHIEFS TOTAL	559	2227	4.0		59	18	
Opp. Total	445	1766	4.0		63	9	
TEAM LEADERS							
Scoring: Nick Lowery	106 pts; 34 PATs, 24 FGs						
INTs: Albert Lewis	4-37 yds., 0 TDs						
Kevin Ross	4-29 yds., 0 TDs						
Tackles: Deron Cherry	87 (45 solo)						
Sacks: Derrick Thomas	10.0 (-95.5 yds.)						
Punting: Kelly Goodburn	67-2688 yds., 40.1 avg., 25 in 20, 54 LG						
Punt Returns: Pete Mandley	19-151 yds., 7.9 avg., 0 TDs						
Kickoff Returns: Danny Copeland	26-466 yds., 17.9 avg., 0 TDs						

1988 KANSAS CITY CHIEFS

Head Coach: Frank Ganz



Preseason Record: 2-1-1

8/6 W	34-21	CINCINNATI	31,947
8/13 W	27-13	at Atlanta	23,369
8/19 T	*21-21	at Green Bay (Milwaukee, WI)	32,361
8/25 L	21-41	PHOENIX	36,883

Regular Season Record: 4-11-1 (5th - AFC West)

9/4 L	3-6	CLEVELAND	55,654
9/11 L	10-31	at Seattle	61,512
9/18 W	20-13	DENVER	63,268
9/25 L	23-24	SAN DIEGO	45,498
10/2 T	*17-17	at N. Y. Jets	66,110
10/9 L	6-7	at Houston	39,134
10/16 L	17-27	L.A. RAIDERS	77,078
10/23 L	6-7	DETROIT	66,926
10/30 L	10-17	at L.A. Raiders	36,103
11/6 L	11-17	at Denver	74,227
11/13 W	31-28	CINCINNATI	34,614
11/20 W	27-24	SEATTLE	33,152
11/27 L	10-16	at Pittsburgh	42,057
12/4 W	38-34	N.Y. JETS	30,059
12/11 L	12-28	at N.Y. Giants	69,809
12/18 L	13-24	at San Diego	26,339

TEAM STATISTICS

	CHIEFS	OPP.				
TOTAL FIRST DOWNS	289	318				
Rushing	104	162				
Passing	161	136				
Penalty	24	20				
3rd Down: Made/Att.	89/224	94/209				
3rd Down Pct.	39.3	45.0				
4th Down: Made/Att.	12/18	6/13				
4th Down Pct.	66.7	46.2				
TOTAL NET YARDS	4844	5026				
Avg. Per Game	302.8	314.1				
Total Plays	1019	1042				
Avg. Per Play	4.8	4.8				
NET YARDS RUSHING	1713	2592				
Avg. Per Game	107.1	162.0				
Total Rushes	447	609				
Avg. Per Play	3.8	4.3				
NET YARDS PASSING	3131	2434				
Avg. Per Game	195.7	152.1				
Sacked/Yards Lost	43/353	23/157				
Gross Yards	3484	2591				
Attempts/Completions	528/282	410/214				
Pct. of Completions	53.4	52.2				
Had Intercepted	21	18				
PUNTS/AVERAGE	76/40.3	63/40.2				
Net Punting Avg.	31.9	34.2				
PENALTIES/YARDS	85/636	106/654				
FUMBLES/LOST	21/12	30/13				
TOUCHDOWNS	24	39				
Rushing	8	23				
Passing	16	12				
Returns	0	4				
TIME OF POSSESSION	28:31	31:29				
SCORE BY PERIODS						
CHIEFS TOTAL	51	74	47	82	0	Total
Opp. Total	77	118	52	73	0	320

REGULAR STARTERS

OFFENSE		DEFENSE	
WR	Carlos Carson	LE	Leonard Griffin
LT	John Alt		Neil Smith
LG	Rich Baldinger	NT	Bill Maas
C	Tom Baugh	RE	Mike Bell
RG	Mark Adickes	LOLB	Jack Del Rio
RT	Irv Eatman	LILB	Aaron Pearson
TE	Alfredo Roberts	RILB	Dino Hackett
	Jonathan Hayes	ROLB	Tim Colfield
WR	Stephene Paige	LCB	Albert Lewis
QB	Steve DeBerg	RCB	Kevin Ross
RB	Christian Okoye	SS	Lloyd Burruss
RB	Paul Palmer	FS	Deron Cherry
K	Nick Lowery	P	Kelly Goodburn

PRO BOWLERS IN BOLD

INDIVIDUAL STATISTICS

	PASSING						TD	Rating
	Att.	Cmp.	Yds.	Pct.	INT	LG		
DeBerg	414	224	2935	54.1	16	16	80†	73.5
Kenny	114	58	549	50.9	0	5	25	46.3
CHIEFS TOTAL	528	282	3484	53.4	16	21	80†	67.6
Opp. Total	410	214	2591	52.2	12	18	42†	63.4
	PASS RECEIVING						TD	
	No.	Yds.	Avg.	LG	TD			
Paige	61	902	14.8	49	7			
Palmer	53	611	11.5	71†	4			
Carson	46	711	15.5	80†	3			
Harry	26	382	13.9	38	1			
Hayes	22	233	10.6	25	1			
Haard	20	198	9.9	32	0			
Saxon	19	177	9.3	22	0			
Roberts	10	104	10.4	20	0			
Taylor	9	105	11.7	36	0			
Okoye	8	51	6.4	12	0			
Moriarty	6	40	6.7	12	0			
Colbert	1	-3	-3.0	-3	0			
Gamble	1	-7	-7.0	-7	0			
CHIEFS TOTAL	282	3484	12.4	80†	16			
Opp. Total	214	2591	12.1	42†	12			
	RUSHING						TD	
	No.	Yds.	Avg.	LG	TD			
Okoye	105	473	4.5	48	3			
Palmer	134	452	3.4	26†	2			
Haard	106	438	4.1	20	0			
Saxon	60	236	3.9	14	2			
Moriarty	20	62	3.1	9	0			
DeBerg	18	30	1.7	13	1			
Goodburn	1	15	15.0	15	0			
Kenny	2	4	2.0	2	0			
Taylor	1	2	2.0	2	0			
Carson	1	1	1.0	1	0			
CHIEFS TOTAL	448	1713	3.8	48	8			
Opp. Total	609	2592	4.3	36	23			
TEAM LEADERS								
Scoring: Nick Lowery	104 pts: 23 PATS, 27 FGs							
INTs: Deron Cherry	7-51 yds., 0 TDs							
Tackles: Deron Cherry	151 (90 solo)							
Sacks: Bill Maas	4.0 (-34.0 yds.)							
Punting: Kelly Goodburn	76-3059 yds., 40.3 avg., 10 in 20, 59 LG							
Punt Returns: Kirtick Taylor	29-187 yds., 6.4 avg., 0 TDs							
Kickoff Returns: Kenny Gamble	15-291 yds., 19.4 avg., 0 TDs							

AMERICAN CONFERENCE

Western Division				
	W	L	T	Pct.
Seattle	9	7	0	.563
Denver	8	8	0	.500
L.A. Raiders	7	9	0	.438
San Diego	6	10	0	.375
Kansas City	4	11	1	.281
Central Division				
	W	L	T	Pct.
Cincinnati	12	4	0	.750
Cleveland †	10	6	0	.625
Houston †	10	6	0	.625
Pittsburgh	5	11	0	.313
Eastern Division				
	W	L	T	Pct.
Buffalo	12	4	0	.750
Indianapolis	9	7	0	.563
New England	9	7	0	.563
N.Y. Jets	8	7	1	.531
Miami	6	10	0	.375

NATIONAL CONFERENCE

Western Division				
	W	L	T	Pct.
San Francisco	10	6	0	.625
L.A. Rams †	10	6	0	.625
New Orleans	10	6	0	.625
Atlanta	5	11	0	.313
Central Division				
	W	L	T	Pct.
Chicago	12	4	0	.750
Minnesota †	11	5	0	.688
Tampa Bay	5	11	0	.313
Detroit	4	12	0	.250
Green Bay	4	12	0	.250
Eastern Division				
	W	L	T	Pct.
Philadelphia	10	6	0	.625
N.Y. Giants	10	6	0	.625
Washington	7	9	0	.438
Phoenix	7	9	0	.438
Dallas	3	13	0	.188

AFC Championship: CINCINNATI 21, Buffalo 10
 NFC Championship: San Francisco 28, CHICAGO 3
 Super Bowl XXIII: San Francisco 20, Cincinnati 16

1987 KANSAS CITY CHIEFS

Head Coach: Frank Ganz



Preseason		Record: 4-1
8/8	L 7-20	San Francisco (Canton, OH) 23,826
8/13	W 32-20	at Houston 30,147
8/22	W 13-10	ATLANTA 39,164
8/29	W 34-14	BUFFALO 43,887
9/6	W *13-10	St. Louis (Memphis, TN) 62,353

Regular Season		Record: 4-11 (5th - AFC West)
9/13	W 20-13	SAN DIEGO 56,940
9/20	L 14-43	at Seattle 61,667
9/27		MINNESOTA (Cancelled/Strike)
10/4	L 17-35	# at L.A. Raiders 10,708
10/11	L 0-42	# at Miami 25,867
10/18	L 17-26	# DENVER 20,296
10/25	L 21-42	at San Diego 63,992
11/1	L 28-31	at Chicago 47,478
11/8	L 16-17	PITTSBURGH 45,249
11/15	L 9-16	N.Y. JETS 40,718
11/22	L 3-23	GREEN BAY 34,611
11/26	W 27-20	at Detroit (Thur.) (Thanksgiving) 43,820
12/6	L *27-30	at Cincinnati 46,489
12/13	W 16-10	L.A. RAIDERS 63,834
12/19	L 17-20	at Denver (Sat.) 75,053
12/27	W 41-20	SEATTLE 20,370

#REPLACEMENT GAMES

REGULAR STARTERS

OFFENSE		DEFENSE	
WR	Carlos Carson	LE	Art Still
LT	John Alt	NT	Bill Maas
LG	Rich Baldinger	RT	Pete Koch
C	Tom Baugh	RE	Mike Bell
	Rick Donnalley	OLB	Louis Cooper
RG	Mark Adickes		Aaron Pearson
RT	Dave Lutz	ILB	Aaron Pearson
	Irv Eatman	MLB	Dino Hackett
TE	Jonathan Hayes	OLB	Tim Coffield
WR	Stephane Paige	LCB	Albert Lewis
QB	Bill Kenney	RCB	Kevin Ross
RB	Christian Okoye	SS	Lloyd Burruss
RB	Herman Heard	FS	Deron Cherry
K	Nick Lowery	P	Kelly Goodburn

*Does not include replacement players.

PRO BOWLERS IN BOLD



AMERICAN CONFERENCE

Western Division

	W	L	T	Pct.
Denver	10	4	1	.700
Seattle †	9	6	0	.600
San Diego	8	7	0	.533
L.A. Raiders	5	10	0	.333
Kansas City	4	11	0	.267

Central Division

	W	L	T	Pct.
Cleveland	10	5	0	.667
Houston †	9	6	0	.600
Pittsburgh	8	7	0	.533
Cincinnati	4	11	0	.267

Eastern Division

	W	L	T	Pct.
Indianapolis	9	6	0	.600
New England	8	7	0	.533
Miami	8	7	0	.533
Buffalo	7	8	0	.467
N.Y. Jets	6	9	0	.400



NATIONAL CONFERENCE

Western Division

	W	L	T	Pct.
San Francisco	13	2	0	.867
New Orleans †	12	3	0	.800
L.A. Rams	6	9	0	.400
Atlanta	3	12	0	.200

Central Division

	W	L	T	Pct.
Chicago	11	4	0	.733
Minnesota †	8	7	0	.533
Green Bay	5	9	1	.367
Tampa Bay	4	11	0	.267
Detroit	4	11	0	.267

Eastern Division

	W	L	T	Pct.
Washington	11	4	0	.733
Dallas	7	8	0	.467
St. Louis	7	8	0	.467
Philadelphia	7	8	0	.467
N.Y. Giants	6	9	0	.400

AFC Championship: DENVER 38, Cleveland 33
 NFC Championship: WASHINGTON 17, Minnesota 10
 Super Bowl XXII: Washington 42, Denver 10

TEAM STATISTICS

	CHIEFS	OPP.
TOTAL FIRST DOWNS	265	344
Rushing	97	139
Passing	141	172
Penalty	27	33
3rd Down: Made/Att.	77/192	92/208
3rd Down Pct.	40.1	44.7
4th Down: Made/Att.	4/10	5/15
4th Down Pct.	40.0	33.3
TOTAL NET YARDS	4418	5639
Avg. Per Game	294.5	375.9
Total Plays	899	1045
Avg. Per Play	4.9	5.4
NET YARDS RUSHING	1799	2333
Avg. Per Game	119.9	155.5
Total Rushes	419	535
Avg. Per Play	4.3	4.7
NET YARDS PASSING	2619	3306
Avg. Per Game	174.6	220.4
Sacked/Yards Lost	48/366	26/167
Gross Yards	2965	3473
Attempts/Completions	432/238	484/279
Pct. of Completions	54.6	57.6
Had Intercepted	17	11
PUNTS/AVERAGE	69/40.4	56/40.4
Net Punting Avg.	32.3	31.7
PENALTIES/YARDS	108/861	112/936
FUMBLES/LOST	41/24	24/17
TOUCHDOWNS	30	45
Rushing	7	16
Passing	17	25
Returns	6	4
TIME OF POSSESSION	27:10	32:50
SCORE BY PERIODS		
CHIEFS TOTAL	55	28
Opp. Total	88	116
	93	88
	56	0
	3	3
	88	388

INDIVIDUAL STATISTICS

	PASSING							Rating
	Att.	Cmp.	Yds.	Pct.	TD	INT	LG	
Kenney	273	154	2107	56.4	15	9	81†	85.8
Seuer	55	26	340	47.3	0	4	33	35.9
Blackledge	31	15	154	48.4	1	1	19	60.4
Palmer	1	0	0	0.0	0	0	0	33.6
Others	72	41	384	56.9	1	3	23	42.2
CHIEFS TOTAL	432	236	2965	54.6	17	17	81†	73.1
Opp. Total	484	279	3473	57.6	25	11	44	87.8

	PASS RECEIVING				
	No.	Yds.	Avg.	LG	TD
Carson	55	1044	19.0	81†	7
Paige	43	707	16.4	51	4
Okoye	24	169	7.0	22	3
Hayes	21	272	13.0	33	2
Heard	14	118	8.4	15	0
Marshall	10	126	12.6	19	0
Morality	10	37	3.7	8	1
Coffman	5	42	8.4	13†	1
Palmer	4	27	6.8	10	0
Arnold	3	26	8.7	10	0
D. Colbert	3	21	7.0	9	0
Keel	2	9	4.5	7	0
Adickes	2	3	3.0	3†	1
Others	41	384	9.4	23	1
CHIEFS TOTAL	236	2965	12.6	81†	17
Opp. Total	279	3473	12.4	44	25

	RUSHING				
	No.	Yds.	Avg.	LG	TD
Okoye	157	680	4.2	43†	3
Heard	82	466	5.7	64	3
Palmer	24	155	6.5	35	0
Morality	30	107	3.6	11	0
Seuer	9	33	3.7	11	0
Blackledge	5	21	4.2	11	0
Goodburn	1	16	16.0	16	0
Clemens	2	7	3.5	7	0
Kenney	12	-2	-0.2	6	0
Carson	1	7	7.0	7	0
Others	95	343	3.6	17	1
CHIEFS TOTAL	419	1799	4.3	64†	7
Opp. Total	535	2333	4.4	48	16

TEAM LEADERS

Scoring: Nick Lowery 83 pts; 26 PATs, 19 FGs
 INTs: Deron Cherry 3-58 yds., 0 TDs
 Kevin Ross 3-40 yds., 0 TDs
 Tackles: Dino Hackett 103 (74 solo)
 Sacks: Mike Bell 6.5 (-44.0 yds.)
 Punting: Kelly Goodburn 76-3059 yds., 40.3 avg., 13 in 20, 55 LG
 Punt Returns: Kilrick Taylor 29-187 yds., 6.4 avg., 0 TDs
 Kickoff Returns: Kenny Gamble 15-291 yds., 19.4 avg., 0 TDs

1986 KANSAS CITY CHIEFS

Head Coach: John Mackovic

10-6

Preseason	Record: 2-2
8/9 W 20-0 CINCINNATI	30,067
8/16 W 27-26 at St. Louis	30,305
8/23 L 6-13 BUFFALO	39,911
8/30 L 10-13 at New Orleans	47,945

Regular Season	Record: 10-6 (2nd - AFC West)
9/7 W 24-14 CINCINNATI	43,430
9/14 L 17-23 at Seattle	64,947
9/21 W 27-13 HOUSTON	43,699
9/28 W 20-17 at Buffalo	67,555
10/5 L 17-24 L.A. RAIDERS	74,430
10/12 L 7-20 at Cleveland	72,304
10/19 W 42-41 SAN DIEGO	55,767
10/26 W 27-20 TAMPA BAY	36,230
11/2 W 24-23 at San Diego	44,518
11/9 W 27-7 SEATTLE	53,268
11/16 L 17-38 at Denver	75,745
11/23 L 14-23 at St. Louis	29,680
11/30 L 14-17 BUFFALO	31,492
12/7 W 37-10 DENVER	47,019
12/14 W 20-17 at L.A. Raiders	68,771
12/21 W 24-19 at Pittsburgh	47,150

AFC Wild Card Playoff Game	
12/28 L 15-35 at N.Y. Jets	69,307

REGULAR STARTERS

OFFENSE		DEFENSE	
WR Carlos Carson	LE Art Still	NT Bill Maas	
Henry Marshall	RE Pete Koch	LOLB Louis Cooper	
LT Irv Eatman	LILB Dino Hackett	RILB Scott Radecic	
LG Brad Budde	ROLB Tim Coffield	LCB Albert Lewis	
C Rick Donnalley	RCB Kevin Ross	SS Lloyd Burruss	
RG Mark Adickes	FS Deron Cherry	P Lewis Colbert	
RT Dave Lutz			
TE Walt Arnold			
WR Stephone Paige			
QB Todd Blackledge			
Bill Kenney			
RB Herman Heard			
RB Mike Pruitt			
K Nick Lowery			

PRO BOWLERS IN BOLD

AFC AMERICAN CONFERENCE

Western Division				
	W	L	T	Pct.
Denver	11	5	0	.688
Kansas City †	10	6	0	.625
Seattle	10	6	0	.625
L.A. Raiders	8	8	0	.500
San Diego	4	12	0	.250
Central Division				
	W	L	T	Pct.
Cleveland	12	4	0	.750
Cincinnati	10	6	0	.625
Pittsburgh	6	10	0	.325
Houston	5	11	0	.313
Eastern Division				
	W	L	T	Pct.
New England	11	5	0	.688
N.Y. Jets †	10	6	0	.625
Miami	8	8	0	.500
Buffalo	4	12	0	.250
Indianapolis	3	13	0	.188

NFC NATIONAL CONFERENCE

Western Division				
	W	L	T	Pct.
San Francisco	10	5	1	.656
L.A. Rams †	10	6	0	.625
Atlanta	7	8	1	.469
New Orleans	7	9	0	.438
Central Division				
	W	L	T	Pct.
Chicago	14	2	0	.875
Minnesota	9	7	0	.563
Detroit	5	11	0	.313
Green Bay	4	12	0	.250
Tampa Bay	2	14	0	.125
Eastern Division				
	W	L	T	Pct.
N.Y. Giants	14	2	0	.875
Washington †	12	4	0	.750
Dallas	7	9	0	.438
Philadelphia	5	10	1	.344
St. Louis	4	11	1	.281

AFC Championship: Denver 23, CLEVELAND 20
 NFC Championship: N.Y. GIANTS 17, Washington 0
 Super Bowl XXI: N.Y. Giants 39, Denver 20

TEAM STATISTICS

	CHIEFS	OPP.				
TOTAL FIRST DOWNS	264	310				
Rushing	83	111				
Passing	152	173				
Penalty	29	26				
3rd Down: Made/Att.	74/220	80/224				
3rd Down Pct.	33.6	35.7				
4th Down: Made/Att.	5/9	7/16				
4th Down Pct.	55.6	43.8				
TOTAL NET YARDS	4218	4934				
Avg. Per Game	263.6	308.4				
Total Plays	1003	1098				
Avg. Per Play	4.2	4.5				
NET YARDS RUSHING	1468	1739				
Total Rushes	432	485				
Avg. Per Play	3.4	3.6				
NET YARDS PASSING	2750	3195				
Avg. Per Game	171.9	199.7				
Sacked/Yards Lost	50/372	44/360				
Gross Yards	3122	3555				
Attempts/Completions	521/257	569/303				
Pct. of Completions	49.3	53.3				
Had Intercepted	16	31				
PUNTS/AVERAGE	99/40.7	83/37.0				
Net Punting Avg.	33.7	30.9				
PENALTIES/YARDS	96/824	114/965				
FUMBLES/LOST	27/17	26/18				
TOUCHDOWNS	43	38				
Rushing	10	13				
Passing	23	21				
Returns	10	4				
TIME OF POSSESSION	28:29	31:31				
SCORE BY PERIODS	1	2	3	4	OT	Total
CHIEFS TOTAL	67	113	83	95	0	358
Opp. Total	49	121	90	66	0	326

INDIVIDUAL STATISTICS

	PASSING							Rating
	Att.	Cmp.	Yds.	Pct.	TD	INT	LG	
Kenney	308	161	1922	52.3	13	11	56	70.8
Blackledge	211	96	1200	45.5	10	6	70†	67.6
Green	1	0	0	0	0	1	0	0.0
Marshall	1	0	0	0	0	0	0	39.6
CHIEFS TOTAL	521	257	3122	49.3	23	18	70†	68.5
Opp. Total	569	303	3555	53.3	21	31	51	62.1
	PASS RECEIVING					LG	TD	
	No.	Yds.	Avg.	LG	TD			
Paige	52	829	15.9	51	11			
Marshall	46	652	14.2	31	1			
J. Smith	33	230	7.0	18	3			
Carson	21	497	23.7	70†	4			
Arnold	20	169	8.5	27	1			
Green	19	137	7.2	17	0			
Heard	17	83	4.9	13	0			
Coffman	12	75	6.3	10	2			
Harry	9	211	23.4	53	1			
Hayes	8	69	8.6	16	0			
Pruitt	8	56	7.0	13	0			
Moriarty	7	51	7.3	19	0			
Hancock	4	63	15.8	25	0			
Kenney	1	0	0.0	0	0			
CHIEFS TOTAL	257	3122	12.1	70†	23			
Opp. Total	303	3555	11.7	51	21			
	RUSHING					LG	TD	
	No.	Yds.	Avg.	LG	TD			
Pruitt	139	448	3.2	16	2			
Green	90	314	3.5	27	3			
Heard	71	295	4.2	40	2			
J. Smith	54	238	4.4	32	3			
Moriarty	35	115	3.3	11	0			
Blackledge	23	60	2.6	14	0			
Kenney	18	0	0.0	9	0			
Paige	2	-2	-1.0	12	0			
CHIEFS TOTAL	432	1468	3.4	40	13			
Opp. Total	485	1739	3.6	41†	13			
TEAM LEADERS								
Scoring: Nick Lowery	100 pts: 43 PATs 19 FGs							
INTs: Deron Cherry	9-150 yds., 0 TDs							
Tackles: Dino Hackett	140 (78 solo)							
Sacks: Art Still	10.5 (7.7 0 yds.)							
Punting: Lewis Colbert	99-4033 yds., 40.7 avg., 23 In 20, 56 LG							
Punt Returns: Jeff Smith	29-245 yds., 8.4 avg., 0 TDs							
Kickoff Returns: Boyce Green	10-254 yds., 25.4 avg., 1 TD							

1985 KANSAS CITY CHIEFS

Head Coach: John Mackovic



Preseason		Record: 3-1
8/10 W	35-27 at Cincinnati	41,115
8/17 L	13-31 NEW ENGLAND	35,162
8/24 W	24-19 at Houston	36,501
8/31 W	17-13 ST. LOUIS	38,618
Regular Season		Record: 6-10 (5th - AFC West)
9/8 W	47-27 at New Orleans	57,760
9/12 W	36-20 L.A. RAIDERS (Thur.) (N)	72,686
9/22 L	0-31 at Miami	69,791
9/29 W	28-7 SEATTLE	50,485
10/6 L	10-19 at L.A. Raiders	55,133
10/13 L	20-31 at San Diego	50,067
10/20 L	0-16 L.A. RAMS	64,474
10/27 L	10-30 DENVER	68,248
11/3 L	20-23 at Houston	41,238
11/10 L	28-36 PITTSBURGH	46,126
11/17 L	3-31 at San Francisco	56,447
11/24 W	20-7 INDIANAPOLIS	21,762
12/1 L	6-24 at Seattle	52,655
12/8 W	38-10 ATLANTA	18,199
12/14 L	13-14 at Denver (Sat.)	69,209
12/22 W	38-34 SAN DIEGO	18,178

REGULAR STARTERS

OFFENSE		DEFENSE	
WR	Carlos Carson	LE	Art Still
LT	Matt Herkenhoff	NT	Bill Maas
LG	Brad Budde	RE	Mike Bell
	Scott Auer	LOLB	Calvin Daniels
C	Bob Rush	LILB	Scott Radecic
RG	Bob Olderman	RILB	Gary Spani
RT	Dave Lutz	ROLB	Ken Jolly
TE	Walt Arnold	LCB	Albert Lewis
WR	Henry Marshall	RCB	Kevin Ross
	Stephone Paige	SS	Lloyd Burruss
QB	Bill Kenney	FS	Deron Cherry
	Todd Blackledge	P	Jim Arnold
RB	Herman Heard		
RB	Mike Pruitt		
	Bruce King		
K	Nick Lowery		

PRO BOWLERS IN BOLD

AFC CONFERENCE

Western Division				
	W	L	T	Pct.
L.A. Raiders	12	4	0	.750
Denver	11	5	0	.688
Seattle	8	8	0	.500
San Diego	8	8	0	.500
Kansas City	6	10	0	.375
Central Division				
	W	L	T	Pct.
Cleveland	8	8	0	.500
Cincinnati	7	9	0	.438
Pittsburgh	7	9	0	.438
Houston	5	11	0	.313
Eastern Division				
	W	L	T	Pct.
Miami	12	4	0	.750
N.Y. Jets +	11	5	0	.688
New England +	11	5	0	.688
Indianapolis	5	11	0	.313
Buffalo	2	14	0	.125

NFC CONFERENCE

Western Division				
	W	L	T	Pct.
L.A. Rams	11	5	0	.688
San Francisco +	10	6	0	.625
New Orleans	5	11	0	.313
Atlanta	4	12	0	.250
Central Division				
	W	L	T	Pct.
Chicago	15	1	0	.938
Green Bay	8	8	0	.500
Minnesota	7	9	0	.438
Detroit	7	9	0	.438
Tampa Bay	2	14	0	.125
Eastern Division				
	W	L	T	Pct.
Dallas	10	6	0	.625
N.Y. Giants +	10	6	0	.625
Washington	10	6	0	.625
Philadelphia	7	9	0	.438
St. Louis	5	11	0	.313

AFC Championship: New England 31, MIAMI 14
 NFC Championship: CHICAGO 24, L.A. Rams 0
 Super Bowl XX: Chicago 46, New England 10

TEAM STATISTICS

	CHIEFS	OPP					
TOTAL FIRST DOWNS	258	336					
Passing	79	129					
Penalty	158	184					
3rd Down: Made/Att.	76/224	99/239					
3rd Down Pct.	33.9	41.4					
4th Down: Made/Att.	7/15	11/21					
4th Down Pct.	46.7	52.4					
TOTAL NET YARDS	4677	5658					
Avg. Per Game	304.8	353.6					
Total Plays	982	1126					
Avg. Per Play	5.0	5.0					
NET YARDS RUSHING	1486	2169					
Total Rushes	428	513					
Avg. Per Play	3.5	4.2					
NET YARDS PASSING	3391	3489					
Avg. Per Game	211.9	218.1					
Sacked/Yards Lost	43/335	37/263					
Gross Yards	3726	3752					
Attempts/Completions	511/267	576/332					
Pct. of Completions	52.3	57.6					
Had Intercepted	23	27					
PUNTS/AVERAGE	95/40.3	75/41.2					
Net Punting Avg.	32.3	34.2					
PENALTIES/YARDS	87/666	85/720					
FUMBLES/LOST	22/11	25/14					
TOUCHDOWNS	35	41					
Rushing	10	18					
Passing	23	22					
Returns	2	1					
TIME OF POSSESSION	28:06	27:54					
SCORE BY PERIODS							
CHIEFS TOTAL	77	111	66	63	4	OT	Total
Opp. Total	39	135	65	121	0		317
							360

INDIVIDUAL STATISTICS

	PASSING							Rating
	Att.	Cmp.	Yds.	Pct.	TD	INT	LG	
Kenney	338	181	2536	53.6	17	9	84	83.6
Blackledge	172	86	1190	50.0	6	14	70	50.5
Horton	1	0	0	0	0	0	0	39.6
CHIEFS TOTAL	511	267	3726	52.3	23	23	84	72.3
Opp. Total	576	332	3752	57.6	22	27	56	70.3

	PASS RECEIVING					TD
	No.	Yds.	Avg.	LG	TD	
Carson	47	843	17.9	37	4	
Paige	43	943	21.9	84	10	
Heard	31	257	8.3	27	2	
W. Arnold	28	339	12.1	38	1	
Horton	28	185	6.6	22	1	
Marshall	25	446	17.8	50	0	
Smith	18	157	8.7	45	2	
Hancock	15	286	19.1	48	2	
King	7	45	6.4	8	0	
Pruitt	7	43	6.1	9	0	
Scott	5	61	12.2	21	0	
Holston	5	51	10.2	17	0	
Hayes	5	39	7.8	12	1	
Jones	3	31	10.3	15	0	
CHIEFS TOTAL	267	3726	14.0	84	23	
Opp. Total	332	3752	11.3	56	22	

	RUSHING					TD
	No.	Yds.	Avg.	LG	TD	
Heard	164	595	3.6	33	4	
Pruitt	105	366	3.5	54	2	
Horton	48	146	3.0	19	3	
Smith	30	118	3.9	27	0	
Blackledge	17	97	5.7	25	0	
King	26	83	3.0	9	0	
Carson	3	25	8.3	13	0	
Lacy	6	21	3.5	6	0	
Jones	12	19	1.6	7	0	
Paige	1	15	15.0	15	0	
Kenney	14	1	0.1	5	1	
CHIEFS TOTAL	428	1486	3.5	54	10	
Opp. Total	513	2169	4.2	50	18	

TEAM LEADERS

Scoring: Nick Lowery 107 pts: 35 PATs, 24 FGs
 INTs: Albert Lewis 8-59 yds., 0 TDs
 Tackles: Deron Cherry 134 (85 solo)
 Sacks: Bill Maas 7.0 (-51.0 yds.)
 Punting: Jim Arnold 93-3827 yds., 41.2 avg., 15 in 20, 62 LG
 Punt Returns: Garcia Lane 43-381 yds., 8.9 avg., 0 TDs
 Kickoff Returns: Jeff Smith 33-654 yds., 19.8 avg., 0 TDs

1984 KANSAS CITY CHIEFS

Head Coach: John Mackovic



Preseason		Record: 1-3	
8/4 L	20-34	NEW ORLEANS	34,230
8/10 L	10-14	at St. Louis	30,233
8/18 W	31-13	CLEVELAND	33,074
8/24 L	7-36	at New England	22,721
Regular Season		Record: 8-8 (4th - AFC West)	
9/2 W	37-27	at Pittsburgh	56,709
9/9 W	27-22	at Cincinnati	47,111
9/16 L	20-22	L.A. RAIDERS	75,111
9/23 L	0-21	at Denver	74,263
9/30 W	10-6	CLEVELAND	40,785
10/7 L	16-17	N.Y. JETS	53,167
10/14 W	31-13	SAN DIEGO	67,465
10/21 L	7-28	at N.Y. Jets	76,891
10/28 W	24-20	TAMPA BAY	41,710
11/4 L	0-45	at Seattle	64,915
11/11 L	16-17	HOUSTON	44,464
11/18 L	7-17	at L.A. Raiders	48,575
11/25 L	27-28	at N.Y. Giants	74,383
12/2 W	16-13	DENVER	38,949
12/9 W	34-7	SEATTLE	34,855
12/16 W	42-21	at San Diego	40,211

TEAM STATISTICS

	CHIEFS	OPP.
TOTAL FIRST DOWNS	295	335
Rushing	86	121
Passing	178	192
Penalty	29	22
3rd Down: Made/Att.	73/221	89/246
3rd Down Pct.	33.0	36.2
4th Down: Made/Att.	1/6	9/24
4th Down Pct.	16.7	37.5
TOTAL NET YARDS	5095	5625
Avg. Per Game	318.4	351.6
Total Plays	1034	1159
Avg. Per Play	4.9	4.9
NET YARDS RUSHING	1527	1982
Avg. Per Game	95.4	123.9
Total Rushes	408	523
Avg. Per Play	3.7	3.8
NET YARDS PASSING	3568	3645
Avg. Per Game	223.0	227.8
Sacked/Yards Lost	33/301	50/364
Gross Yards	3869	4008
Attempts/Completions	593/305	586/329
Pct. of Completions	51.4	56.1
Had Intercepted	22	30
PUNTS/AVERAGE	98/44.9	91/40.0
Net Punting Avg.	37.5	33.6
PENALTIES/YARDS	99/806	108/951
FUMBLES/LOST	34/15	18/11
TOUCHDOWNS	35	38
Rushing	12	10
Passing	21	21
Returns	2	9
TIME OF POSSESSION	27:25	32:25
SCORE BY PERIODS		
CHIEFS TOTAL	57	105
Opp. Total	37	127
	2	61
	91	4
	0	314
	0	324

REGULAR STARTERS

OFFENSE		DEFENSE	
WR	Carlos Carson	LE	Art Still
LT	Matt Herkenhoff	NT	Bill Maas
LG	Brad Budde	RE	Mike Bell
C	Bob Rush	LOLB	Ken McAlister
RG	Tom Condon	LILB	John Zamberlin
RT	Dave Lutz		Jerry Blanton
	Jim Rourke	RILB	Gary Spani
TE	Willie Scott	ROLB	Calvin Daniels
WR	Henry Marshall	LCB	Albert Lewis
QB	Bill Kenney	RCB	Kevin Ross
	Todd Blackledge	SS	Lloyd Burruss
RB	Herman Heard	FS	Deron Cherry
	Theotis Brown	P	Jim Arnold
RB	Billy Jackson		
K	Nick Lowery		

PRO BOWLERS IN BOLD

INDIVIDUAL STATISTICS

	PASSING						
	Att.	Cmp.	Yds.	Pct.	TD	INT	LG
Kenney	282	151	2098	53.5	15	10	65t
Blackledge	294	147	1707	50.0	6	11	46t
Osiecki	17	7	64	41.2	0	1	19
CHIEFS TOTAL	593	305	3869	51.4	21	22	65t
Opp. Total	586	329	4009	56.1	19	30	80t
	PASS RECEIVING						
	No.	Yds.	Avg.	LG	TD		
Marshall	62	912	14.7	37	4		
Carson	57	1078	18.9	57	4		
Brown	38	236	6.2	17	0		
Paige	30	541	18.0	65t	4		
Scott	28	253	9.0	27	0		
Heard	25	223	8.9	17	3		
B. Jackson	15	101	6.7	11	1		
Lacy	13	87	6.7	20	2		
W. Arnold	11	95	8.6	15	1		
Hancock	10	217	21.7	46t	1		
Smith	8	69	9.4	16	0		
Beckman	7	44	6.3	9	1		
Little	1	13	13.0	13	0		
CHIEFS TOTAL	305	3869	12.7	65t	21		
Opp. Total	329	4009	12.2	80t	19		
	RUSHING						
	No.	Yds.	Avg.	LG	TD		
Heard	65	684	4.1	69t	4		
Brown	97	337	3.5	25	4		
B. Jackson	50	225	4.5	16	1		
Lacy	46	165	3.6	24t	2		
Blackledge	18	102	5.7	26	1		
Paige	3	19	6.3	9	0		
Gunter	15	12	0.8	4	0		
Ricks	2	1	0.5	1	0		
W. Arnold	1	0	0.0	0	0		
Osiecki	1	-2	-2.0	-2	0		
Kenney	9	-8	-0.9	1	0		
Carson	1	-8	-8.0	-8	0		
CHIEFS TOTAL	408	1527	3.7	69t	12		
Opp. Total	523	1982	3.8	52	10		
TEAM LEADERS							
Scoring: Nick Lowery	104 pts: 35 PATs, 23 FGs						
INTs: Deron Cherry	7-140 yds., 0 TDs						
Tackles: Art Still	131 (107 solo)						
Sacks: Art Still	14.5 (-88.0 yds.)						
Punting: Jim Arnold	98-4397 yds., 44.9 avg., 22 in 20, 63 LG						
Punt Returns: J.T. Smith	39-332 yds., 8.5 avg., 0 TDs						
Kickoff Returns: J.T. Smith	19-391 yds., 20.6 avg., 0 TDs						

AMERICAN CONFERENCE

Western Division				
	W	L	T	Pct.
Denver	13	3	0	813
Seattle †	12	4	0	750
L.A. Raiders †	11	5	0	686
Kansas City	8	8	0	500
San Diego	7	9	0	438
Central Division				
	W	L	T	Pct.
Pittsburgh	9	7	0	563
Cincinnati	8	8	0	500
Cleveland	5	11	0	313
Houston	3	13	0	188
Eastern Division				
	W	L	T	Pct.
Miami	14	2	0	875
New England	9	7	0	563
N.Y. Jets	7	9	0	438
Indianapolis	4	12	0	250
Buffalo	2	14	0	125

NATIONAL CONFERENCE

Western Division				
	W	L	T	Pct.
San Francisco	15	1	0	938
L.A. Rams †	10	6	0	625
New Orleans	7	9	0	438
Atlanta	4	12	0	250
Central Division				
	W	L	T	Pct.
Chicago	10	6	0	625
Green Bay	8	8	0	500
Tampa Bay	6	10	0	375
Detroit	4	11	1	281
Minnesota	3	13	0	188
Eastern Division				
	W	L	T	Pct.
Washington	11	5	0	688
N.Y. Giants †	9	7	0	563
St. Louis	9	7	0	563
Dallas	9	7	0	563
Philadelphia	6	9	1	406

AFC Championship: MIAMI 45, Pittsburgh 28
 NFC Championship: SAN FRANCISCO 23, Chicago 0
 Super Bowl XIX: San Francisco 38, Miami 16

1983 KANSAS CITY CHIEFS

Head Coach: John Mackovic



Preseason		Record: 2-2
8/6	W 24-7 at Cincinnati	42,662
8/13	L 13-17 DETROIT	32,885
8/20	W 17-16 ST. LOUIS	34,070
8/27	L 17-20 at Chicago	56,311
Regular Season		Record: 6-10 (4th - AFC West)
9/4	W 17-13 SEATTLE	42,531
9/12	L 14-17 SAN DIEGO (Mon.) (N.)	62,150
9/16	L 12-27 at Washington	52,610
9/25	L 6-14 at Miami	50,785
10/2	W 38-14 ST. LOUIS	58,975
10/9	L 20-21 at L.A. Raiders	40,492
10/16	W 38-17 N.Y. GIANTS	55,449
10/23	W *13-10 at Houston	39,462
10/30	L 24-27 at Denver	76,640
11/6	L 20-28 L.A. RAIDERS	75,497
11/13	W 20-15 CINCINNATI	46,711
11/20	L 21-41 at Dallas	64,102
11/27	L *48-51 at Seattle	56,793
12/4	L 9-14 BUFFALO	27,104
12/11	L 38-41 at San Diego	35,510
12/18	W 48-17 DENVER	11,377

TEAM STATISTICS

	CHIEFS	OPP						
TOTAL FIRST DOWNS	314	319						
Rushing	83	136						
Passing	208	158						
Penalty	23	25						
3rd Down Made/Att	93/224	83/221						
3rd Down Pct.	39.7	39.6						
4th Down Made/Att	4/9	7/12						
4th Down Pct.	44.4	58.3						
TOTAL NET YARDS	5595	5386						
Avg. Per Game	349.7	336.6						
Total Plays	1074	1069						
Avg. Per Play	5.2	4.9						
NET YARDS RUSHING	1254	2275						
Total Rushes	387	554						
Avg. Per Play	3.2	4.1						
NET YARDS PASSING	4341	3111						
Avg. Per Game	271.3	194.4						
Sacked/Yards Lost	46/343	35/250						
Gross Yards	4684	3361						
Attempts/Completions	641/369	500/261						
Pct. of Completions	57.5	52.2						
Had Intercepted	19	30						
PUNTS/AVERAGE	93/39.9	85/41.2						
Net Punting Avg.	32.6	33.8						
PENALTIES/YARDS	113/911	105/637						
FUMBLES/LOST	30/19	34/21						
TOUCHDOWNS	45	44						
Rushing	13	19						
Passing	29	21						
Returns	2	4						
TIME OF POSSESSION	28:35	31:07						
SCORE BY PERIODS								
CHIEFS TOTAL	1	2	85	116	4	OT	3	Total
Opp. Total	57	89	88	130	3			367

REGULAR STARTERS

OFFENSE		DEFENSE	
WR	Carlos Carson	LE	Art Still
LT	Matt Herkenhoff	NT	Dino Mangiero
LG	Brad Budde	RE	Mike Bell
C	Bob Rush	LOLB	Thomas Howard
RG	Tom Condon	LILB	Jerry Blanton
	Bob Simmons	RILB	Gary Spani
RT	Dave Lutz	ROLB	Calvin Daniels
TE	Willie Scott	LCB	Gary Green
WR	Anthony Hancock	RCB	Lucious Smith
	Henry Marshall	SS	Lloyd Burnuss
QB	Bill Kenney	FS	Deron Cherry
TE	Ed Beckman	P	Jim Arnold
RB	Theotis Brown		
RB	Billy Jackson		
K	Nick Lowery		

INDIVIDUAL STATISTICS

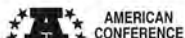
	PASSING						
	Att.	Cmp.	Yds.	Pct.	TD	INT	LG
Kenney	603	346	4348	57.4	24	18	53
Blackledge	34	20	259	58.8	3	0	43
J. Thomas	2	1	18	50	1	1	18
Carson	1	1	48	100.0	1	0	48
Brown	1	1	11	100.0	0	0	11
Marshall	0	0	0	0.0	0	0	0
CHIEFS TOTAL	641	369	4684	57.6	29	19	53
Opp. Total	500	261	3361	52.2	21	30	58

	PASS RECEIVING						
	No.	Yds.	Avg.	LG	TD		
Carson	80	1351	16.9	50	7		
Marshall	50	788	15.8	52	6		
Brown	47	418	8.9	53	2		
Hancock	37	584	15.8	50	1		
B. Jackson	32	243	7.6	29	0		
Paige	30	528	17.6	43	6		
K. Thomas	30	254	8.5	25	1		
Scott	29	247	8.5	22	6		
Beckman	13	130	10.0	20	0		
J. Thomas	8	33	4.1	7	0		
J. T. Smith	7	85	12.1	16	0		
Ricks	3	5	1.7	7	0		
Hadnot	2	18	9.0	16	0		
Kenney	1	0	0.0	0	0		
CHIEFS TOTAL	369	4684	12.7	53	29		
Opp. Total	261	3361	12.9	58	21		

	RUSHING				
	No.	Yds.	Avg.	LG	TD
B. Jackson	152	499	3.3	19	2
Brown	124	467	3.8	49	8
J. Thomas	44	115	2.6	11	0
Kenney	23	59	2.6	11	3
K. Thomas	15	55	3.7	28	0
Ricks	21	28	1.3	10	0
Carson	2	20	10.0	18	0
Hadnot	4	10	2.5	7	0
Scott	1	1	1.0	1	0
Blackledge	1	0	0.0	0	0
CHIEFS TOTAL	387	1254	3.2	49	13
Opp. Total	554	2275	4.1	60	19

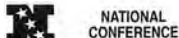
TEAM LEADERS

Scoring: Nick Lowery 116 pts; 44 PATs, 24 FGs
 INTs: Deron Cherry 7-100 yds., 0 TDs
 Tackles: Jerry Blanton 136 (83 solo)
 Sacks: Mike Bell 10.0 (-62.0 yds.)
 Punting: Jim Arnold 93-3710 yds., 39.9 avg., 21 in 20, 64 LG
 Punt Returns: J.T. Smith 26-210 yds., 8.1 avg., 0 TDs
 Kickoff Returns: Theotis Brown 15-301 yds., 20.1 avg., 0 TDs



AMERICAN CONFERENCE

Western Division				
W	L	T	Pct.	
L.A. Raiders	12	4	0.750	
Seattle	9	7	0.563	
Denver	9	7	0.563	
San Diego	6	10	0.375	
Kansas City	6	10	0.375	
Central Division				
W	L	T	Pct.	
Pittsburgh	10	6	0.625	
Cleveland	9	7	0.563	
Cincinnati	7	9	0.483	
Houston	2	14	0.125	
Eastern Division				
W	L	T	Pct.	
Miami	12	4	0.750	
New England	8	8	0.500	
Buffalo	8	8	0.500	
Baltimore	7	9	0.438	
N.Y. Jets	7	9	0.438	



NATIONAL CONFERENCE

Western Division				
W	L	T	Pct.	
San Francisco	10	6	0.625	
L.A. Rams	9	7	0.563	
New Orleans	8	8	0.500	
Atlanta	7	9	0.438	
Central Division				
W	L	T	Pct.	
Detroit	9	7	0.563	
Chicago	8	8	0.500	
Green Bay	8	8	0.500	
Minnesota	8	8	0.500	
Tampa Bay	2	14	0.125	
Eastern Division				
W	L	T	Pct.	
Washington	14	2	0.875	
Dallas	12	4	0.750	
St. Louis	8	7	0.531	
Philadelphia	5	11	0.313	
N.Y. Giants	3	12	0.219	

AFC Championship: L.A. RAIDERS 30, Seattle 14
 NFC Championship: WASHINGTON 24, San Francisco 21
 Super Bowl XVIII: L.A. Raiders 38, Washington 9

1982 KANSAS CITY CHIEFS

Head Coach: Marv Levy



Preseason		Record: 2-1-1
8/13 W	26-10	CINCINNATI 39,815
8/21 L	3-6	at New Orleans 46,585
8/28 T	17-17	MIAMI 42,290
9/4 W	10-6	at St. Louis 39,926
Regular Season		Record: 3-6 (4th - AFC West)
9/12 L	9-14	at Buffalo 79,383
9/19 W	19-12	SAN DIEGO 60,514
9/23		ATLANTA Cancelled*
10/3		at Seattle Cancelled*
10/10		HOUSTON Cancelled*
10/17		at San Diego Cancelled*
10/24		N.Y. Jets Rescheduled (1/2)*
10/31		SEATTLE Cancelled*
11/7		at Oakland Cancelled*
11/14		DENVER Cancelled*
11/21 L	17-27	at New Orleans 39,341
11/28 L	14-20	at L.A. Rams 45,793
12/5 L	14-35	at Pittsburgh 52,090
12/12 L	16-21	OAKLAND 26,307
12/19 W	37-16	at Denver 74,192
12/26 L	13-26	SAN FRANCISCO 24,319
1/2 W	37-13	N.Y. JETS 11,902

*Season shortened to nine games due to NFLPA strike.

TEAM STATISTICS

	CHIEFS	OPP.				
TOTAL FIRST DOWNS	163	170				
Rushing	79	69				
Passing	79	92				
Penalty	13	9				
3rd Down Made/Att.	48/126	65/123				
3rd Down Pct.	38.1	52.8				
4th Down Made/Att.	7/12	2/4				
4th Down Pct.	58.3	50.0				
TOTAL NET YARDS	2498	2733				
Avg. Per Game	277.6	303.7				
Total Plays	573	556				
Avg. Per Play	4.4	4.9				
NET YARDS RUSHING	943	1066				
Avg. Per Game	104.8	118.4				
Total Rushes	269	279				
Avg. Per Play	3.5	3.8				
NET YARDS PASSING	1555	1667				
Avg. Per Game	172.8	185.2				
Sacked/Yards Lost	40/309	15/120				
Gross Yards	1864	1787				
Attempts/Completions	264/145	262/155				
Pct. of Completions	54.9	59.2				
Had Intercepted	8	12				
PUNTS/AVERAGE	38/40.5	38/38.6				
Net Punting Avg.	29.0	32.1				
PENALTIES/YARDS	43/372	59/476				
FUMBLES/LOST	13/4	23/10				
TOUCHDOWNS	17	22				
Rushing	3	7				
Passing	10	10				
Returns	4	3				
TIME OF POSSESSION	30:11	29:49				
SCORE BY PERIODS						
	1	2	3	4	OT	Total
Chiefs	33	63	16	64	0	176
Opp. Total	40	55	31	58	0	184

REGULAR STARTERS

OFFENSE		DEFENSE	
WR	Henry Marshall	LE	Art Still
LT	Matt Herkenhoff	NT	Ken Kremer
LG	Brad Budde	RE	Mike Bell
C	Jack Rudnay		Dave Lindstrom
RG	Tom Condon	LOLB	Thomas Howard
TE	Charlie Getty	LILB	Jerry Blanton
RT	Al Dixon	RILB	Gary Spani
WR	Carlos Carson	ROLB	Charles Jackson
QB	Bill Kenney	LCB	Gary Green
RB	Joe Delaney	RCB	Eric Harris
RB	Billy Jackson	SS	Lloyd Burruss
K	Nick Lowery	FS	Gary Barbaro
		P	Jeff Gossett

PRO BOWLERS IN BOLD

INDIVIDUAL STATISTICS

	PASSING							Rating
	Att.	Cmp.	Yds.	Pct.	TD	INT	LG	
Kenney	169	95	1192	56.2	7	6	51	77.0
Fuller	93	49	665	52.7	3	2	51	77.3
Gagliano	1	1	7	100.0	0	0	7	95.8
Marshall	1	0	0	0.0	0	0	0	39.6
CHIEFS TOTAL	264	145	1864	54.9	10	8	51	77.4
Opp. Total	262	155	1787	59.2	12	12	74	76.0
	PASS RECEIVING					TD		
	No.	Yds.	Avg.	LG	TD			
Marshall	40	549	13.7	441	3			
Carson	27	494	18.3	51	2			
Dixon	18	251	13.9	37	2			
Hadnot	14	96	6.9	28	0			
Delaney	11	53	4.8	13	0			
Smith	10	168	16.8	51	0			
Scott	8	49	6.1	13	1			
Hancock	7	116	16.6	411	1			
B. Jackson	5	41	8.2	13	0			
Rome	2	25	12.5	16	0			
Gaines	2	17	8.5	7	0			
Bledsoe	1	5	5.0	5	0			
CHIEFS TOTAL	145	1864	12.9	51	10			
Opp. Total	155	1787	11.5	74	12			
	RUSHING					TD		
	No.	Yds.	Avg.	LG	TD			
Delaney	95	380	4.0	36	0			
B. Jackson	86	243	2.8	18	3			
Hadnot	46	172	3.7	25	0			
Fuller	10	56	5.6	12	0			
Kenney	13	40	3.1	12	0			
Marshall	3	25	8.3	16	0			
Bledsoe	10	20	2.0	5	0			
Thompson	4	7	1.8	4	0			
Gaines	1	0	0.0	0	0			
Studdard	1	0	0.0	0	0			
CHIEFS TOTAL	269	943	3.5	36	3			
Opp. Total	279	1066	3.8	24	7			

TEAM LEADERS

Scoring: Nick Lowery	74 pts.	17 PATS, 19 FGs
INTs: Eric Harris	3-66 yds., 1 TD	
Gary Barbaro	3-48 yds., 1 TD	
Tackles: Art Still	68 (44 solo)	
Sacks: Art Still	3.5 (-30.5 yds.)	
Punting: Jeff Gossett	33-1366 yds., 4.1 avg., 6 in 20, 56 LG	
Punt Returns: Anthony Hancock	12-103 yds., 8.6 avg., 0 TDs	
Kickoff Returns: Anthony Hancock	27-609 yds., 22.6 avg., 0 TDs	

AMERICAN CONFERENCE

	W	L	T	Pct.
L.A. Raiders	8	1	0	.889
Miami	7	2	0	.778
Cincinnati	7	2	0	.778
Pittsburgh	6	3	0	.667
San Diego	6	3	0	.667
N.Y. Jets	6	3	0	.667
New England	5	4	0	.556
Cleveland	4	5	0	.444
Buffalo	4	5	0	.444
Seattle	4	5	0	.444
Kansas City	3	6	0	.333
Denver	2	7	0	.222
Houston	1	8	0	.111
Baltimore	0	8	0	.056

NATIONAL CONFERENCE

	W	L	T	Pct.
Washington	8	1	0	.889
Dallas	6	3	0	.667
Green Bay	5	3	1	.611
Minnesota	5	4	0	.556
Atlanta	5	4	0	.556
St. Louis	5	4	0	.556
Tampa Bay	5	4	0	.556
Detroit	4	5	0	.444
New Orleans	4	5	0	.444
N.Y. Giants	4	5	0	.444
San Francisco	3	6	0	.333
Chicago	3	6	0	.333
Philadelphia	3	6	0	.333
L.A. Rams	2	7	0	.222

As the result of a 57-day players' strike, the 1982 NFL regular season schedule was reduced from 16 weeks to 9. At the conclusion of the regular season, the NFL conducted a 16-team postseason Super Bowl Tournament. Eight teams from each conference were seeded 1-8 based on their records during the season.

AFC Championship: MIAMI 14, N.Y. Jets 0
 NFC Championship: WASHINGTON 31, Dallas 17
 Super Bowl XVII: Washington 27, Miami 17

1981 KANSAS CITY CHIEFS

Head Coach: Marv Levy



Preseason		Record: 1-3
8/7 L	10-16 at Washington	32,488
8/15 W	13-0 CHICAGO	41,099
8/22 L	3-16 ST. LOUIS	42,550
8/28 L	7-31 at Miami	36,896

Regular Season		Record: 9-7 (3rd - AFC West)
9/6 W	37-33 at Pittsburgh	53,305
9/13 W	19-10 TAMPA BAY	50,555
9/20 L	31-42 SAN DIEGO	63,866
9/27 W	20-14 at Seattle	59,255
10/4 L	17-33 at New England	55,931
10/11 W	27-0 OAKLAND	76,543
10/18 W	28-14 DENVER	74,672
10/25 W	28-17 at Oakland	42,914
11/1 L	20-22 at San Diego	51,307
11/8 L	*13-16 CHICAGO	60,605
11/15 W	23-10 HOUSTON	73,984
11/22 W	40-13 SEATTLE	49,002
11/26 L	10-27 at Detroit (Thur.) (Thanksgiving)	76,735
12/6 L	13-16 at Denver	74,744
12/13 L	7-17 MIAMI	57,407
12/20 W	10-6 at Minnesota	41,110

REGULAR STARTERS

OFFENSE		DEFENSE	
WR	Henry Marshall	LE	Art Still
LT	Matt Herkenhoff	NT	Don Parrish
LG	Brad Budde		Ken Kremer
C	Jack Rudnay	RE	Mike Bell
RG	Tom Condon	LOLB	Thomas Howard
RT	Charlie Getty	LILB	Jerry Blanton
TE	Al Dixon	RILB	Gary Spani
WR	J.T. Smith	ROLB	Charles Jackson
QB	Bill Kenney	LCB	Gary Green
RB	Joe Delaney	RCB	Eric Harris
RB	James Hadnot	SS	Lloyd Burruss
K	Nick Lowery	FS	Gary Barbaro
		P	Bob Grupp

PRO BOWLERS IN BOLD

AMERICAN CONFERENCE

Western Division				
	W	L	T	Pct.
San Diego	10	6	0	.625
Denver	10	6	0	.625
Kansas City	9	7	0	.563
Oakland	7	9	0	.438
Seattle	6	10	0	.375
Central Division				
	W	L	T	Pct.
Cincinnati	12	4	0	.750
Pittsburgh	8	8	0	.500
Houston	7	9	0	.438
Cleveland	5	11	0	.313
Eastern Division				
	W	L	T	Pct.
Miami	11	4	1	.719
N.Y. Jets +	10	5	1	.656
Buffalo +	10	6	0	.625
Baltimore	2	14	0	.125
New England	2	14	0	.125

NATIONAL CONFERENCE

Western Division				
	W	L	T	Pct.
San Francisco	13	3	0	.813
Atlanta	7	9	0	.438
Los Angeles	6	10	0	.375
New Orleans	4	12	0	.250
Central Division				
	W	L	T	Pct.
Tampa Bay	9	7	0	.563
Detroit	8	8	0	.500
Green Bay	8	8	0	.500
Minnesota	7	9	0	.438
Chicago	6	10	0	.375
Eastern Division				
	W	L	T	Pct.
Dallas	12	4	0	.750
Philadelphia +	10	6	0	.625
N.Y. Giants +	9	7	0	.563
Washington	8	8	0	.500
St. Louis	7	9	0	.438

AFC Championship: CINCINNATI 27, San Diego 7
 NFC Championship: SAN FRANCISCO 28, Dallas 27
 Super Bowl XVI: San Francisco 26, Cincinnati 21

TEAM STATISTICS

	CHIEFS	OPP.				
TOTAL FIRST DOWNS	315	316				
Rushing	160	112				
Passing	132	177				
Penalty	23	27				
3rd Down: Made/Att.	91/217	93/236				
3rd Down Pct.	41.9	39.1				
TOTAL NET YARDS	5273	5373				
Avg. Per Game	329.6	335.8				
Total Plays	1057	1102				
Avg. Per Play	5.0	4.9				
NET YARDS RUSHING	2633	1747				
Avg. Per Game	164.6	109.2				
Total Rushes	610	507				
Avg. Per Play	4.3	3.4				
NET YARDS PASSING	2640	3626				
Avg. Per Game	165.0	226.6				
Sacked/Yards Lost	37/277	27/195				
Gross Yards	2917	3821				
Attempts/Completions	410/224	567/291				
Pct. of Completions	54.6	51.3				
Had Intercepted	22	26				
PUNTS/AVERAGE	70/38.5	80/38.9				
Net Punting Avg.	33.2	30.8				
PENALTIES/YARDS	96/800	88/723				
FUMBLES/LOST	36/24	42/21				
TOUCHDOWNS	38	34				
Rushing	22	17				
Passing	12	16				
Returns	4	1				
TIME OF POSSESSION	31:01	28:59				
SCORE BY PERIODS						
	1	2	3	4	OT	Total
CHIEFS TOTAL	85	69	85	104	0	343
Opp. Total	82	97	51	57	3	290

INDIVIDUAL STATISTICS

	PASSING							Rating
	Att.	Cmp.	Yds.	Pct.	TD	INT	LG	
Kenney	274	147	1983	53.6	9	16	64	63.8
Fuller	134	77	934	57.5	3	4	53	73.9
Marshall	1	0	0	0.0	0	1	0	0.0
Hadnot	1	0	0	0.0	0	1	0	0.0
CHIEFS TOTAL	410	224	2917	54.6	12	22	64	64.4
Opp. Total	567	291	3821	51.3	16	26	86	63.1
	PASS RECEIVING							TD
	No.	Yds.	Avg.	LG	TD			
J.T. Smith	63	852	13.5	42	2			
Marshall	38	620	16.3	64	4			
Dixon	29	356	12.3	48	2			
Hadnot	23	215	9.3	20	0			
Delaney	22	246	11.2	61	0			
Rome	17	203	11.9	23	1			
McKnight	8	77	9.6	23	0			
Carson	7	179	25.6	53	1			
B. Jackson	6	31	5.2	10	1			
Scott	5	72	14.4	26	1			
Bledsoe	3	27	9.0	17	0			
Murphy	2	36	18.0	22	0			
Williams	1	3	3.0	3	0			
CHIEFS TOTAL	224	2917	13.0	64	12			
Opp. Total	291	3821	13.1	86	16			
	RUSHING							
	No.	Yds.	Avg.	LG	TD			
Delaney	234	1121	4.8	82	3			
Hadnot	140	603	4.3	30	3			
B. Jackson	111	398	3.6	31	10			
McKnight	54	195	3.6	26	5			
Fuller	19	118	6.2	27	0			
Kenney	24	89	3.7	21	1			
Marshall	3	69	23.0	34	0			
Bledsoe	20	65	3.3	13	0			
Williams	2	0	0.0	3	0			
Carson	1	-1	-1.0	-1	0			
Dixon	1	-5	-5.0	-5	0			
Grupp	1	-19	-19.0	-19	0			
CHIEFS TOTAL	610	2633	4.3	82	22			
Opp. Total	507	1747	3.5	30	17			

TEAM LEADERS

Scoring: Nick Lowery... 115 pts: 37 PATs, 26 FGs
 INTs: Eric Harris... 7-109 yds., 1 TD
 Tackles: Gary Spani... 153 (104 solo)
 Sacks: Ken Kremer... 8.0 (-57.5 yds.)
 Punting: Bob Grupp... 41-1556 yds., 38.0 avg., 5 in 20, 57 LG
 Punt Returns: J.T. Smith... 50-528 yds., 10.6 avg., 0 TDs
 Kickoff Returns: James Murphy... 20-457 yds., 22.9 avg., 0 TDs

1980 KANSAS CITY CHIEFS

Head Coach: **Mary Levy**



Preseason		Record: 3-1
8/9 W	4-0 CLEVELAND	38,055
8/18 W	24-10 MINNESOTA	39,879
8/23 W	20-10 at St. Louis	41,687
8/30 L	21-31 San Francisco (Tucson, AZ)	27,000
Regular Season		Record: 8-8 (3rd, tie - AFC West)
9/7 L	14-27 OAKLAND	54,269
9/14 L	16-17 SEATTLE	42,403
9/21 L	13-20 at Cleveland	63,614
9/28 L	7-24 SAN DIEGO	45,161
10/5 W	31-17 at Oakland	40,153
10/12 W	21-20 HOUSTON	75,048
10/19 W	23-17 at Denver	74,459
10/26 W	20-17 DETROIT	59,391
11/2 L	24-31 BALTIMORE	52,383
11/9 W	31-30 at Seattle	58,976
11/16 L	7-20 at San Diego	50,248
11/23 W	21-13 at St. Louis	42,871
11/30 L	6-20 CINCINNATI	41,594
12/7 W	31-14 DENVER	40,237
12/14 L	16-21 at Pittsburgh	50,013
12/21 W	38-28 at Baltimore	19,641

TEAM STATISTICS

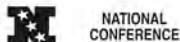

	CHIEFS	OPP.				
TOTAL FIRST DOWNS	270	328				
Rushing	130	136				
Passing	122	179				
Penalty	18	13				
3rd Down Made/Att	93/230	109/231				
3rd Down Pct.	40.4	47.2				
TOTAL NET YARDS	4321	5315				
Avg. Per Game	270.1	332.2				
Total Plays	1009	1096				
Avg. Per Play	4.2	4.9				
NET YARDS RUSHING	1873	2206				
Avg. Per Game	117.1	137.9				
Total Rushes	552	536				
Avg. Per Play	3.4	4.1				
NET YARDS PASSING	2448	3109				
Avg. Per Game	153.0	194.3				
Sacked/Yards Lost	57/241	37/264				
Gross Yards	2869	3394				
Attempts/Completions	401/237	523/278				
Pct. of Completions	59.1	53.2				
Had Intercepted	14	28				
PUNTS/AVERAGE	85/390	67/41.6				
Net Punting Avg.	53.7	51.4				
NEGATIVE YARDS	74/698	82/617				
FUMBLES/LOST	42/16	26/15				
TOUCHDOWNS	37	42				
Rushing	15	25				
Passing	15	25				
Returns	7	0				
SAFETIES	0	0				
SCORE BY PERIODS	1	2	3	4	OT	Total
CHIEFS TOTAL	58	105	75	81	0	319
Opp. Total	62	109	80	85	0	336

REGULAR STARTERS

INDIVIDUAL STATISTICS

OFFENSE		DEFENSE	
WR	Henry Marshall	LE	Art Still
LT	Matt Herkenhoff	RE	Don Parrish
LG	Bob Simmons	NT	Dave Lindstrom
C	Jack Rudnay	LOLB	Thomas Howard
RG	Tom Condon	LILB	Frank Manumaleuga
RT	Charlie Getty	RILB	Gary Spani
	Jim Rourke	ROLB	Whitney Paul
TE	Mike Williams	LCB	Gary Green
WR	J.T. Smith	RCB	Eric Harris
QB	Steve Fuller	SS	Herb Christopher
RB	Tony Reed	FS	Gary Barbaro
RB	James Hadnot	P	Bob Grupp
RB	Ted McKnight		
K	Nick Lowery		

PRO BOWLERS IN BLUE



Western Division				Western Division			
W	L	T	Pct.	W	L	T	Pct.
San Diego	11	5	0.688	Atlanta	12	4	0.750
Oakland †	11	5	0.688	Los Angeles †	11	5	0.688
Kansas City	8	8	0.500	San Francisco	6	10	0.375
Denver	8	8	0.500	New Orleans	1	15	0.063
Seattle	4	12	0.250				
Central Division				Central Division			
W	L	T	Pct.	W	L	T	Pct.
Cleveland	11	5	0.688	Minnesota	9	7	0.563
Houston †	11	5	0.688	Detroit	9	7	0.563
Pittsburgh	9	7	0.963	Chicago	7	9	0.438
Cincinnati	6	10	0.375	Tampa Bay	5	10	1.344
				Green Bay	5	10	1.344
Eastern Division				Eastern Division			
W	L	T	Pct.	W	L	T	Pct.
Buffalo	11	5	0.688	Philadelphia	12	4	0.750
New England	10	6	0.625	Dallas †	12	4	0.750
Miami	8	8	0.500	Washington	6	10	0.375
Baltimore	7	9	0.438	St. Louis	5	11	0.313
N.Y. Jets	4	12	0.250	N.Y. Giants	4	12	0.250

AFC Championship: Oakland 34, SAN DIEGO 27
 NFC Championship: PHILADELPHIA 20, Dallas 7
 Super Bowl XV: Oakland 27, Philadelphia 10

	PASSING						Rating
	Att.	Cmp.	Yds.	Pct.	TD	INT	
Fuller	320	193	2250	60.3	10	12	77.1
Kenney	69	37	542	53.6	5	2	91.4
Clements	12	7	77	58.3	0	0	77.4
CHIEFS TOTAL	401	237	2869	59.1	15	14	77.9
Opp. Total	523	278	3394	53.2	25	28	67.0
	PASS RECEIVING						TD
	No.	Yds.	Avg.	LG	TD		
Marshall	47	799	17.0	75f	6		
J.T. Smith	46	655	14.2	77	2		
Reed	44	422	9.6	34	1		
McKnight	38	320	8.4	26	0		
Hadnot	15	97	6.5	18	0		
Gant	9	68	7.6	33	0		
Samuels	8	110	13.8	34	2		
Dixon	7	115	16.4	32	1		
Belton	5	94	18.8	55	0		
Morgado	5	27	5.4	10	1		
Rome	3	58	19.3	33	0		
Garcia	3	27	9.0	10	1		
Williams	2	9	4.5	6	1		
CHIEFS TOTAL	237	2869	12.1	77	15		
Opp. Total	278	3394	12.2	63	25		
	RUSHING						TD
	No.	Yds.	Avg.	LG	TD		
McKnight	206	693	3.4	25	3		
Fuller	60	274	4.5	38	4		
Belton	68	273	4.0	14	2		
Hadnot	76	244	3.2	11	2		
Reed	68	180	2.6	24	0		
Morgado	47	120	2.6	11	4		
Carson	2	41	20.5	37	0		
Gant	9	32	3.6	11	0		
Marshall	3	22	7.3	9	0		
Kenney	8	8	1.0	9	0		
Clements	2	0	0.0	0	0		
Grupp	3	-14	-4.7	-4	0		
CHIEFS TOTAL	552	1873	3.4	38	15		
Opp. Total	536	2201	4.1	57	17		

TEAM LEADERS

Scoring: Nick Lowery	67 pts: 37 PATs, 20 FGs
INTs: Gary Barbaro	10-163 yds., 0 TDs
Tackles: Gary Spani	149 (96 solo)
Sacks: Art Still	14.5 (-115.0 yds.)
Punting: Bob Grupp	84-3317 yds., 39.5 avg., 23 In 20, 57 LG
Punt Returns: J.T. Smith	40-581 yds., 14.5 avg., 2 TDs
Kickoff Returns: Carlos Carson	40-917 yds., 22.9 avg., 0 TDs

1979 KANSAS CITY CHIEFS

Head Coach: Marv Levy

7-9

Preseason		Record: 3-1
8/4	L 10-14 at Green Bay	53,994
8/9	W 24-21 PHILADELPHIA	33,578
8/18	W 20-3 ST. LOUIS	43,214
8/23	W 25-0 at Minnesota	39,578
Regular Season		Record: 7-9 (5th - AFC West)
9/2	W 14-0 BALTIMORE	50,442
9/9	L 24-27 CLEVELAND	42,181
9/16	L 6-20 at Houston	45,684
9/23	W 35-7 OAKLAND	67,281
9/30	W 24-6 at Seattle	61,169
10/7	W 10-7 at Cincinnati	40,041
10/14	L 10-24 DENVER	74,292
10/21	L 17-21 N.Y. GIANTS	45,742
10/28	L 3-20 at Denver	74,908
11/4	L 14-20 SAN DIEGO	59,353
11/11	L 3-30 PITTSBURGH	70,132
11/18	W 24-21 at Oakland	53,596
11/25	L 7-28 at San Diego	50,078
12/2	W 37-21 SEATTLE	42,160
12/9	W 10-7 at Baltimore	25,684
12/16	L 0-3 at Tampa Bay	63,624

TEAM STATISTICS

	CHIEFS	OPP.				
TOTAL FIRST DOWNS	241	297				
Rushing	122	102				
Passing	91	169				
Penalty	28	26				
3rd Down: Made/Att.	76/235	108/259				
3rd Down Pct.	32.3	41.7				
TOTAL NET YARDS	3976	4971				
Avg. Per Game	245.5	310.7				
Total Plays	972	1088				
Avg. Per Play	4.1	4.6				
NET YARDS RUSHING	2316	1847				
Avg. Per Game	144.8	115.4				
Total Rushes	569	522				
Avg. Per Play	4.1	3.5				
NET YARDS PASSING	1660	3124				
Avg. Per Game	103.8	195.3				
Sacked/Yards Lost	42/293	38/280				
Gross Yards	1953	3404				
Attempts/Completions	361/190	528/296				
Pct. of Completions	52.6	56.1				
Had Intercepted	18	23				
PUNTS/AVERAGE	90/43.1	88/38.8				
Net Punting Avg.	37.2	30.5				
PENALTIES/YARDS	108/971	127/1012				
FUMBLES/LOST	31/19	34/14				
TOUCHDOWNS	29	32				
Rushing	16	8				
Passing	7	22				
Returns	4	2				
SAFETIES	0	0				
SCORE BY PERIODS	1	2	3	4	OT	Total
CHIEFS TOTAL	52	53	40	93	0	238
Opp. Total	64	55	64	79	0	262

REGULAR STARTERS

OFFENSE		DEFENSE	
WR	Henry Marshall	LE	Art Still
LT	Charlie Getty	NT	Don Parrish
LG	Bob Simmons	RE	Sylvester Hicks
C	Jack Rudnay	LOLB	Whitney Paul
RG	Tom Condon	LILB	Frank Manumaleuga
RT	Jim Nicholson	RILB	Gary Spani
TE	Walter White	ROLB	Thomas Howard
WR	J.T. Smith	LCB	Gary Green
QB	Steve Fuller	RCB	Tim Collier
TE	Tony Samuels	SS	M.L. Carter
RB	Tony Reed	SS	Herb Reese
RB	Ted McKnight	FS	Jerry Christopher
K	Jan Stenerud	P	Bob Grupp

PRO BOWLERS IN BOLD

AMERICAN CONFERENCE

	Western Division			
	W	L	T	Pct.
San Diego	12	4	0	.750
Denver †	10	6	0	.625
Seattle	9	7	0	.563
Oakland	9	7	0	.563
Kansas City	7	9	0	.438
Central Division				
	W	L	T	Pct.
Pittsburgh	12	4	0	.750
Houston †	11	5	0	.688
Cleveland	9	7	0	.563
Cincinnati	4	12	0	.250
Eastern Division				
	W	L	T	Pct.
Miami	10	6	0	.625
New England	9	7	0	.563
N.Y. Jets	8	8	0	.500
Buffalo	7	9	0	.438
Baltimore	5	11	0	.313

NATIONAL CONFERENCE

	Western Division			
	W	L	T	Pct.
Los Angeles	9	7	0	.563
New Orleans	8	8	0	.500
Atlanta	6	10	0	.375
San Francisco	2	14	0	.125
Central Division				
	W	L	T	Pct.
Tampa Bay	10	6	0	.625
Chicago †	10	6	0	.625
Minnesota	7	9	0	.438
Green Bay	5	11	0	.313
Detroit	2	14	0	.125
Eastern Division				
	W	L	T	Pct.
Dallas	11	5	0	.688
Philadelphia †	11	5	0	.688
Washington	10	6	0	.625
N.Y. Giants	6	10	0	.375
St. Louis	5	11	0	.313

AFC Championship: PITTSBURGH 27, Houston 13
 NFC Championship: L. A. Rams 9, TAMPA BAY 0
 Super Bowl XIV: Pittsburgh 31, Los Angeles 19

INDIVIDUAL STATISTICS

	PASSING						LG	Rating
	Att.	Cmp.	Yds.	Pct.	TD	INT		
Fuller	270	146	1484	54.1	6	14	40	55.8
Livingston	90	44	469	48.9	1	4	38	49.9
Grupp	1	0	0	0.0	0	0	0	39.6
CHIEFS TOTAL	361	190	1953	52.6	7	18	40	54.0
Opp. Total	528	296	3404	56.1	22	23	56	71.4
PASS RECEIVING								
	No.	Yds.	Avg.	LG	TD			
McKnight	38	226	6.0	24	0			
Reed	34	352	10.4	40	0			
J.T. Smith	33	444	13.5	34	3			
Marshall	21	332	15.8	38†	1			
Williams	16	129	8.1	25	2			
Gant	15	101	6.7	26	0			
Samuels	14	147	10.5	30	0			
Morgado	5	55	11.0	22	0			
Gauntly	5	87	17.4	23	1			
Belton	4	44	11.0	23	0			
White	3	15	5.0	12	0			
Beckman	2	21	10.5	12	0			
CHIEFS TOTAL	190	1953	10.3	40	7			
Opp. Total	296	3404	11.5	56	22			
RUSHING								
	No.	Yds.	Avg.	LG	TD			
McKnight	153	755	4.9	84†	8			
Reed	113	446	4.0	23	1			
Fuller	50	264	5.3	49	0			
Williams	69	261	3.8	22	1			
Morgado	75	231	3.1	19	4			
Gant	56	196	3.5	16	1			
Belton	44	134	3.0	19	1			
Marshall	2	34	17.0	23	1			
Livingston	3	2	0.7	5	0			
Haslip	2	1	0.5	1	0			
Manumaleuga	1	-3	-3.0	-3	0			
Rome	1	-5	-5.0	-5	0			
CHIEFS TOTAL	569	2316	4.1	84†	18			
Opp. Total	522	1847	3.5	41	8			
TEAM LEADERS								
Scoring: Jan Stenerud	64 pts: 23 PATs, 12 FGs							
INTs: Gary Barbaro	7-142 yds., 1 TD							
Tackles: Gary Spani	157 (115 solo)							
Sacks: Art Still	8.5 (-63.5 yds.)							
Punting: Bob Grupp	89-3883 yds., 43.6 avg., 23 In 20, 74 LG							
Punt Returns: J.T. Smith	58-612 yds., 10.6 avg., 2 TDs							
Kickoff Returns: Horace Belton	22-463 yds., 21.0 avg., 0 TDs							

1978 KANSAS CITY CHIEFS

Head Coach: **Mary Levy**




Preseason			Record: 2-2
8/5	W	17-14 at Green Bay	54,453
8/12	W	17-13 MINNESOTA	41,092
8/20	L	7-24 at New England	39,043
8/26	L	7-12 ST. LOUIS	40,884

Regular Season			Record: 4-12 (5th - AFC West)
9/3	W	24-23 at Cincinnati	41,810
9/10	L	17-20 HOUSTON	40,213
9/17	L	10-26 at N.Y. Giants	70,546
9/24	L	*17-23 DENVER	60,593
10/1	L	13-28 at Buffalo	47,310
10/8	L	13-30 TAMPA BAY	38,201
10/15	L	6-28 at Oakland	60,759
10/22	W	17-3 CLEVELAND	41,157
10/29	L	24-27 at Pittsburgh	48,185
11/5	L	10-20 OAKLAND	75,418
11/12	L	*23-29 at San Diego	41,395
11/19	L	10-13 SEATTLE	35,252
11/26	W	23-0 SAN DIEGO	26,248
12/3	W	14-10 BUFFALO	25,781
12/10	L	3-24 at Denver	74,149
12/17	L	19-23 at Seattle	58,490

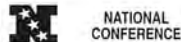
REGULAR STARTERS

OFFENSE		DEFENSE	
WR	Henry Marshall	LE	Art Still
LT	Matt Herkenhoff	NT	Don Parrish
LG	Bob Simmons	RE	Sylvester Hicks
C	Jack Rudnay	LOLB	Whitney Paul
RG	Tom Condon	LILB	Dave Rozumek
RT	Charlie Getty	RILB	Gary Spani
TE	Walter White	ROLB	Thomas Howard
QB	Mike Livingston	LCB	Gary Green
LHB	Tony Reed	RCB	Emmitt Thomas
FB	Mark Bailey		Tim Collier
	Arnold Morgado	SS	Tim Gray
RHB	Ted McKnight	FS	Gary Barbaro
K	Jan Stenerud	P	Zenon Andrusyshyn

PRO BOWLERS IN BOLD



Western Division				
	W	L	T	Pct.
Denver	10	6	0	.625
Oakland	9	7	0	.563
Seattle	9	7	0	.563
San Diego	9	7	0	.563
Kansas City	4	12	0	.250



Western Division				
	W	L	T	Pct.
Los Angeles	12	4	0	.750
Atlanta	9	7	0	.563
New Orleans	7	9	0	.563
San Francisco	2	14	0	.125

AFC Championship: PITTSBURGH 34, Houston 5
 AFC Championship: DALLAS 28, L.A. RAMS 0
 Super Bowl XIII: PITTSBURGH 35, Dallas 31

TEAM STATISTICS

	CHIEFS	OPP.				
TOTAL FIRST DOWNS	287	284				
Rushing	160	138				
Passing	98	122				
Penalty	29	24				
3rd Down: Made/Att.	102/247	98/225				
3rd Down Pct.	41.3	43.6				
TOTAL NET YARDS	4820	4971				
Avg. Per Game	301.3	310.7				
Total Plays	1054	995				
Avg. Per Play	4.5	5.0				
NET YARDS RUSHING	2986	2389				
Avg. Per Game	213.9	149.3				
Total Rushes	663	601				
Avg. Per Play	4.5	4.0				
NET YARDS PASSING	1834	2582				
Avg. Per Game	114.6	161.4				
Sacked/Yards Lost	21/198	29/238				
Gross Yards	2032	2820				
Attempts/Completions	370/204	365/219				
Pct. of Completions	55.1	60.0				
Had Intercepted	16	21				
PUNTS/AVERAGE	80/40.6	76/39.9				
Net Punting Avg.	32.1	30.9				
PENALTIES/YARDS	110/1048	100/938				
FUMBLES/LOST	32/18	30/14				
TOUCHDOWNS	26	42				
Rushing	19	21				
Passing	7	17				
Returns	0	4				
SAFETIES	1	0				
SCORE BY PERIODS	1	2	3	4	OT	Total
CHIEFS TOTAL	42	70	62	69	0	243
Opp. Total	64	113	47	91	12	327

INDIVIDUAL STATISTICS

	PASSING							Rating
	Att.	Cmp.	Yds.	Pct.	TD	INT	LG	
Livingston	290	159	1573	54.8	5	13	44	57.3
Adams	79	44	415	55.7	3	26	26	62.9
White	1	1	44	100.0	0	0	44	118.8
CHIEFS TOTAL	370	204	2032	55.1	7	16	44	59.3
Opp. Total	365	219	2820	60.0	17	21	57	75.6

	PASS RECEIVING				
	No.	Yds.	Avg.	LG	TD
Reed	48	483	10.1	44	1
White	42	340	8.1	24	1
Lane	36	279	7.8	44	0
H. Marshall	26	433	16.7	40	2
McKnight	14	83	5.9	19	1
Belton	11	88	8.0	22	0
Dorsey	9	169	18.8	33	2
Morgado	7	47	6.7	15	0
Samuels	6	97	16.2	38	0
Bailey	5	13	2.6	15	0
CHIEFS TOTAL	284	2032	9.7	44	7
Opp. Total	219	2820	12.9	57	17

	RUSHING				
	No.	Yds.	Avg.	LG	TD
Reed	206	1053	5.1	62	6
McKnight	104	627	6.0	41	5
Morgado	160	593	3.7	18	0
Bailey	83	298	3.6	17	7
Lane	52	277	5.3	30	0
Belton	24	79	3.3	8	0
Livingston	23	49	2.1	18	1
Adams	9	15	1.7	6	0
Andrusyshyn	1	0	0.0	0	0
Marshall	1	-5	-5.0	-5	0
CHIEFS TOTAL	663	2986	4.5	62	19
Opp. Total	601	2389	4.0	55	21

TEAM LEADERS

Scoring: Jan Stenerud	85 pts: 25 PATS, 20 FGs
INTs: Tim Gray	6-118 yds., 0 TDs
Tackles: Gary Spani	144 (102 solo)
Sacks: Art Still	6.5 (-59.0 yds.)
Punting: Zenon Andrusyshyn	79-3247 yds., 41.1 avg., 18 in 20, 61 LG
Punt Returns: Eddie Payton	32-364 yds., 11.4 avg., 2 TDs
Kickoff Returns: Eddie Payton	30-775 yds., 25.8 avg., 0 TDs

1977 KANSAS CITY CHIEFS

Head Coach: Paul Wiggin (1-6)

Head Coach: Tom Bettis (1-6)



Preseason		Record: 3-3
8/6	L 0-17 at Detroit	52,309
8/13	W 23-21 PITTSBURGH	28,584
8/18	L 7-13 at Washington	33,263
8/27	W 27-19 L.A. RAMS	34,975
9/5	L 16-24 ATLANTA	22,748
9/10	W 20-37 ST. LOUIS	35,954
Regular Season		Record: 2-12 (5th - AFC West)
9/18	L 17-21 at New England	58,185
9/25	L 7-23 SAN DIEGO	56,146
10/3	L 28-37 OAKLAND (Mon.) (N)	60,684
10/9	L 7-23 at Denver	74,878
10/16	L 6-17 BALTIMORE	63,076
10/23	W 21-16 at San Diego	33,010
10/30	L 7-44 at Cleveland	60,631
11/6	W 20-10 GREEN BAY	62,687
11/13	L 27-28 at Chicago	49,543
11/20	L 7-14 DENVER	54,050
11/27	L 20-34 at Houston	42,934
12/4	L 7-27 CINCINNATI	38,488
12/11	L 31-34 SEATTLE	22,262
12/18	L 20-21 at Oakland	50,304

**Bettis replaced Wiggin after seven games*

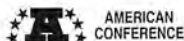
TEAM STATISTICS

	CHIEFS	OPP				
TOTAL FIRST DOWNS	228	304				
Rushing	95	169				
Passing	110	113				
Penalty	23	22				
3rd Down Made/Att.	64/196	83/202				
3rd Down Pct.	32.7	41.1				
TOTAL NET YARDS	3936	4993				
Avg. Per Game	281	356.7				
Total Plays	878	992				
Avg. Per Play	4.5	5.0				
NET YARDS RUSHING	1843	2971				
Avg. Per Game	131.6	211.8				
Total Rushes	456	634				
Avg. Per Play	4.0	4.7				
NET YARDS PASSING	2093	2022				
Avg. Per Game	149.5	144.4				
Sacked/Yards Lost	48/421	25/222				
Gross Yards	2514	2244				
Attempts/Completions	374/190	333/175				
Pct. of Completions	50.8	52.6				
Had Intercepted	26	21				
PUNTS/AVERAGE	89/39.4	63/41.0				
Net Punting Avg.	30.8	35.7				
PENALTIES/YARDS	82/708	105/930				
FUMBLES/LOST	32/21	39/23				
TOUCHDOWNS	29	42				
Rushing	13	23				
Passing	11	15				
Returns	5	4				
SAFETIES	0	0				
SCORE BY PERIODS	1	2	3	4	OT	Total
Chiefs	73	50	23	79	0	225
Opp. Total	92	99	79	79	0	349

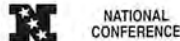
REGULAR STARTERS

OFFENSE		DEFENSE	
WR	Henry Marshall	LE	Whitney Paul
LT	Matt Herkenhoff	LT	Willie Lee
LG	Bob Simmons	RT	Keith Simons
C	Jack Rudnay	RE	Wilbur Young
RG	Tom Condon	LLB	Billy Andrews
RT	Jim Nicholson	MLB	Willie Lanier
TE	Walter White	RLB	Jim Lynch
WR	Larry Williams	LCB	Gary Green
	Larry Brunson	RCB	Emmitt Thomas
QB	Mike Livingston	SS	Tim Collier
RB	Tony Reed	SS	Tim Gray
	Ed Podolak	FS	Gary Barbaro
RB	Mark Bailey	P	Jerral Wilson
	John Brockington		
K	Jan Stenerud		

PRO BOWLERS IN BOLD



AMERICAN CONFERENCE			
Western Division			
	W	L	T Pct.
Denver	12	2	0 .857
Oakland †	11	3	0 .786
San Diego	7	7	0 .500
Seattle	5	9	0 .357
Kansas City	2	12	0 .143
Central Division			
	W	L	T Pct.
Pittsburgh	9	5	0 .643
Houston	8	6	0 .571
Cincinnati	8	6	0 .571
Cleveland	6	8	0 .429
Eastern Division			
	W	L	T Pct.
Baltimore	10	4	0 .714
Miami	10	4	0 .714
New England	9	5	0 .643
N.Y. Jets	3	11	0 .214
Buffalo	3	11	0 .214



NATIONAL CONFERENCE			
Western Division			
	W	L	T Pct.
Los Angeles	10	4	0 .714
Atlanta	7	7	0 .500
San Francisco	5	9	0 .357
New Orleans	3	11	0 .314
Central Division			
	W	L	T Pct.
Minnesota	9	5	0 .643
Chicago †	9	5	0 .643
Detroit	6	8	0 .429
Green Bay	4	10	0 .286
Tampa Bay	2	12	0 .143
Eastern Division			
	W	L	T Pct.
Dallas	12	2	0 .857
Washington	9	5	0 .643
St. Louis	7	7	0 .500
Philadelphia	5	9	0 .357
N.Y. Giants	5	9	0 .357

AFC Championship: DENVER 20, Oakland 17
 NFC Championship: DALLAS 23, Minnesota 6
 Super Bowl XII: Dallas 27, Denver 10

INDIVIDUAL STATISTICS

	PASSING						LG	Rating
	Att.	Cmp.	Yds.	Pct.	TD	INT		
Livingston	282	143	1823	50.7	9	15	49	59.8
Adams	92	47	691	51.1	2	11	63	43.7
CHIEFS TOTAL	374	190	2514	50.8	11	26	63	52.9
Opp. Total	333	175	2244	52.6	15	21	48	62.8
	PASS RECEIVING						LG	TD
	No.	Yds.	Avg.					
White	48	674	14.0			48	5	
Podolak	32	313	9.8			23	0	
Marshall	20	445	19.3			49	4	
Brunson	20	295	14.8			63	0	
Brockington	19	222	11.7			48	1	
Bailey	17	206	12.1			47	1	
Reed	12	125	10.4			20	0	
Williams	7	94	13.4			27	0	
Samuels	5	65	13.0			32	0	
Lane	3	40	13.3			21	0	
Morgado	2	21	10.5			12	0	
McKnight	1	11	11.0			11	0	
Beckman	1	3	3.0			3	0	
CHIEFS TOTAL	190	2514	13.2			63	11	
Opp. Total	175	2244	12.8			48	15	
	RUSHING						LG	TD
	No.	Yds.	Avg.					
Podolak	133	550	4.1			41	5	
Reed	126	505	4.0			59	5	
Bailey	66	266	4.0			37	2	
Brockington	54	161	3.0			12	2	
Lane	25	79	3.2			9	1	
Livingston	19	78	4.1			13	1	
McKnight	11	74	6.7			19	1	
Burks	1	51	51.0			51	0	
Williams	2	30	15.0			17	0	
Adams	5	21	4.2			8	1	
Morgado	3	12	4.0			9	0	
Marshall	7	11	1.6			5	0	
Brunson	2	8	4.0			11	0	
White	2	-3	-0.7			3	0	
CHIEFS TOTAL	456	1843	4.0			59	13	
Opp. Total	634	2971	4.7			78	23	
TEAM LEADERS								
Scoring: Jan Stenerud	51 pts; 27 PATs, 8 FGs							
INTs: Gary Barbaro	8-165 yds., 1 TD							
Tackles: Willie Lanier	132 (88 solo)							
Sacks: Wilbur Young	5.5 (-51.5 yds.)							
Punting: Jerral Wilson	85-3394 yds., 39.9 avg., 11 In 20, 59 LG							
Punt Returns: Gary Green	14-115 yds., 8.2 avg., 0 TDs							
Kickoff Returns: Ted McKnight	12-305 yds., 25.4 avg., 0 TDs							

1976 KANSAS CITY CHIEFS

Head Coach: Paul Wiggin



Preseason		Record: 2-4
8/2	W 9-3	HOUSTON 30,006
8/7	L 10-13	MINNESOTA 32,851
8/15	L 13-21	at San Francisco 36,101
8/21	W 23-20	WASHINGTON 30,014
8/28	L 21-23	DETROIT 27,410
9/3	L 14-31	at St. Louis 42,997
Regular Season		Record: 5-9 (4th - AFC West)
9/12	L 16-30	SAN DIEGO 53,133
9/20	L 21-24	OAKLAND (Mon.) (N) 60,884
9/26	L 17-27	NEW ORLEANS 53,918
10/3	L 17-50	at Buffalo 51,909
10/10	W 33-30	at Washington 53,060
10/17	W 20-17	at Miami 43,325
10/24	L 26-35	DENVER 57,961
10/31	W 28-19	at Tampa Bay 41,779
11/7	L 0-45	PITTSBURGH 71,516
11/14	L 10-21	at Oakland 48,859
11/21	L 24-27	CINCINNATI 46,259
11/28	W 23-20	at San Diego 29,272
12/5	L 16-17	at Denver 58,170
12/12	W 39-14	CLEVELAND 34,340

TEAM STATISTICS

	CHIEFS	OPP				
TOTAL FIRST DOWNS	275	309				
Rushing	104	161				
Passing	151	133				
Penalty	20	15				
3rd Down: Made/Att	79/210	78/194				
3rd Down Pct.	37.6	42.4				
TOTAL NET YARDS	4804	5359				
Avg. Per Game	343.1	382.8				
Total Plays	959	899				
Avg. Per Play	5.0	6.0				
NET YARDS RUSHING	1873	2861				
Avg. Per Game	133.8	204.4				
Total Rushes	498	555				
Avg. Per Play	3.8	5.2				
NET YARDS PASSING	2929	2496				
Avg. Per Game	209.2	178.3				
Sacked/Yards Lost	42/374	22/188				
Gross Yards	3303	2684				
Attempts/Completions	419/229	375/215				
Pct. of Completions	54.6	57.3				
Had Intercepted	17	23				
PUNTS/AVERAGE	67/41.7	63/39.7				
Net Punting Avg.	33.7	30.3				
PENALTIES/YARDS	97/789	86/672				
FUMBLES/LOST	31/16	35/20				
TOUCHDOWNS	33	51				
Rushing	18	24				
Passing	15	25				
Returns	0	2				
SAFETIES	1	0				
SCORE BY PERIODS	1	2	3	4	OT	Total
CHIEFS TOTAL	49	95	71	72	3	290
Opp. Total	95	71	83	127	0	376

REGULAR STARTERS

INDIVIDUAL STATISTICS

OFFENSE		DEFENSE	
WR	Henry Marshall	LE	Whitney Paul
LT	Matt Herkenhoff	LT	James Wolf
LG	Charlie Getty	RT	Keith Simons
C	Jack Rudnay	RE	Wilbur Young
RG	Tom Condon	LLB	Billy Andrews
RT	Jim Nicholson	MLB	Willie Lanier
TE	Billy Masters	RLB	Jim Lynch
WR	Larry Brunson	LCB	Kerry Reardon
QB	Mike Livingston	RCB	Emmitt Thomas
RB	Woody Green	LS	Tim Gray
	Ed Podolak	RS	Gary Barbaro
	Tommy Reamon	P	Jerrel Wilson
RB	MacArthur Lane		
K	Jan Stenerud		

	PASSING						Rating
	Att.	Cmp.	Yds.	Pct.	TD	INT	
Livingston	338	189	2682	55.9	12	13	57.7
Adams	71	36	575	50.7	3	4	68.8
Notl.	10	4	45	40.0	0	2	54.6
Lane	0	0	0	0.0	0	0	0.0
CHIEFS TOTAL	419	229	3303	54.6	15	17	75.4
Opp. Total	375	215	2684	57.3	25	23	76.6

PRO BOWLERS IN BOLD

	PASS RECEIVING				
	No.	Yds.	Avg.	LG	TD
Lane	66	686	10.4	44	1
White	47	808	17.2	41	7
Brunson	33	656	19.9	57	1
Marshall	28	443	15.8	31	2
Masters	18	289	14.9	30	3
Podolak	13	156	12.0	23	0
Reamon	10	136	13.6	49t	1
Green	9	100	11.1	31	0
McNeill	2	33	16.5	18	0
Harrison	1	12	12.0	12	0
Williams	1	9	9.0	9	0
Getty	1	-5	-5.0	0	0
CHIEFS TOTAL	229	3303	14.4	57	15
Opp. Total	215	2684	12.5	57	25

AMERICAN CONFERENCE

NATIONAL CONFERENCE

Western Division					Western Division				
W	L	T	Pct.		W	L	T	Pct.	
Oakland	13	1	0	.929	Los Angeles	10	3	1	.750
Denver	9	5	0	.643	San Francisco	8	6	0	.571
San Diego	6	8	0	.429	Atlanta	4	10	0	.286
Kansas City	5	9	0	.357	New Orleans	4	10	0	.286
Tampa Bay	0	14	0	.000	Seattle	2	12	0	.143
Central Division					Central Division				
W	L	T	Pct.		W	L	T	Pct.	
Pittsburgh	10	4	0	.714	Minnesota	11	2	1	.821
Cincinnati	10	4	0	.714	Chicago	7	7	0	.500
Cleveland	9	5	0	.643	Detroit	6	8	0	.429
Houston	5	9	0	.357	Green Bay	5	9	0	.357
Eastern Division					Eastern Division				
W	L	T	Pct.		W	L	T	Pct.	
Baltimore	11	3	0	.786	Dallas	11	3	0	.786
New England †	11	3	0	.786	Washington †	10	4	0	.714
Miami	6	8	0	.429	St. Louis	10	4	0	.714
N.Y. Jets	3	11	0	.214	Philadelphia	4	10	0	.286
Buffalo	2	12	0	.143	N.Y. Giants	3	11	0	.214

	RUSHING				
	No.	Yds.	Avg.	LG	TD
Lane	162	542	3.3	20	5
Podolak	88	371	4.2	22t	5
Green	73	322	4.4	27	1
Reamon	103	314	3.1	14	4
Marshall	5	101	20.2	59t	1
Livingston	31	89	2.9	19	2
Adams	5	46	9.2	21	0
Harrison	16	41	2.6	7	0
McNeill	8	26	3.3	7	0
White	2	15	7.5	8	0
Kinney	1	7	7.0	7	0
Brunson	3	-1	-0.3	5	0
Stenerud	1	0	0.0	0	0
CHIEFS TOTAL	498	1873	3.8	59t	18
Opp. Total	555	2861	5.2	77t	24

AFC Championship: OAKLAND 24, Pittsburgh 7
 NFC Championship: MINNESOTA 24, L.A. Rams 13
 Super Bowl XI: Oakland 32, Minnesota 14

TEAM LEADERS

Scoring: Jan Stenerud	90 pls: 21 PATs, 27 FGs
INTs: Kerry Reardon	5-26 yds., 0 TDs
Sacks: Lawrence Estes	5.0 (-52.0 yds.)
Punting: Jerrel Wilson	65-279 yds., 42.0 avg., 14 In 20, 62 LG
Punt Returns: Larry Brunson	31-387 yds., 12.5 avg., 0 TDs
Kickoff Returns: Lawrence Williams	25-688 yds., 27.6 avg., 0 TDs

1975 KANSAS CITY CHIEFS

Head Coach: Paul Wiggin

5-9

Preseason Record: 3-3

8/9 L 3-10 ST. LOUIS	40,081
8/18 W 26-20 DALLAS	35,630
8/23 L 24-27 at Detroit	62,094
8/30 L 6-14 L.A. RAMS	36,814
9/6 W 13-3 GREEN BAY	35,543
9/12 W 9-7 at Buffalo	48,691

Regular Season Record: 5-9 (3rd - AFC West)

9/21 L 33-37 at Denver	51,858
9/28 L 24-30 N.Y. JETS	74,169
10/5 L 3-20 SAN FRANCISCO	54,590
10/12 W 42-10 OAKLAND	60,425
10/19 W 12-10 at San Diego	26,657
10/26 W 26-13 DENVER	70,043
11/2 L 13-17 HOUSTON	62,989
11/10 W 34-31 at Dallas (Mon.) (N)	63,539
11/16 L 3-28 at Pittsburgh	48,803
11/23 W 24-21 DETROIT	55,161
11/30 L 14-28 at Baltimore	42,122
12/7 L 20-28 SAN DIEGO	46,888
12/14 L 14-20 at Cleveland	44,368
12/21 L 20-28 at Oakland	48,604

TEAM STATISTICS

	CHIEFS	OPP
TOTAL FIRST DOWNS	261	289
Rushing	110	149
Passing	128	121
Penalty	23	19
3rd Down; Made/Att	83/215	83/190
3rd Down Pct.	38.6	43.7
TOTAL NET YARDS	4207	5224
Avg. Per Game	300.5	373.1
Total Plays	933	915
Avg. Per Play	4.5	5.7
NET YARDS RUSHING	1847	2712
Avg. Per Game	131.9	193.7
Total Rushes	488	562
Avg. Per Play	3.8	4.8
NET YARDS PASSING	2360	2512
Avg. Per Game	168.6	179.4
Sacked/Yards Lost	53/425	28/179
Gross Yards	2785	2520
Attempts/Completions	395/217	325/186
Pct. of Completions	54.9	57.2
Had Intercepted	16	20
PUNTS/AVERAGE	72/39.3	61/40.6
PENALTIES/YARDS	62/668	93/929
FUMBLES/LOST	38/16	40/22
TOUCHDOWNS	31	44
Rushing	14	24
Passing	15	18
Returns	2	2
SAFETIES	0	2
SCORE BY PERIODS	1 2 3 4 OT	Total
CHIEFS TOTAL	64 86 47 82 3	282
Opp. Total	48 93 98 102 0	341

REGULAR STARTERS

OFFENSE

WR	Barry Pearson
LT	Charlie Getty
LG	Rocky Rasley
C	Jack Rudnay
RG	Tom Condon
RT	Jim Nicholson
TE	Billy Masters
WR	Larry Brunson
QB	Mike Livingston
	Len Dawson
RB	Woody Green
RB	MacArthur Lane
	Jeff Kinney
K	Jan Stenerud

DEFENSE

LE	John Matuszak
LT	Marvin Upshaw
RT	Buck Buchanan
RE	Wilbur Young
LLB	Bill Peterson
MLB	Willie Lanier
RLB	Jim Lynch
LCB	Kerry Reardon
RCB	Emmitt Thomas
LS	Jim Kearney
RS	Mike Sensibaugh
P	Jerrel Wilson

PRO BOWLERS IN BOLD

AMERICAN CONFERENCE

Western Division

	W	L	T	Pct.
Oakland	11	3	0	.786
Denver	6	8	0	.429
Kansas City	5	9	0	.357
San Diego	2	12	0	.143

Central Division

	W	L	T	Pct.
Pittsburgh	12	2	0	.857
Cincinnati †	11	3	0	.786
Houston	10	4	0	.714
Cleveland	3	11	0	.214

Eastern Division

	W	L	T	Pct.
Baltimore	10	4	0	.714
Miami	10	4	0	.714
Buffalo	8	6	0	.571
New England	3	11	0	.214
N.Y. Jets	3	11	0	.214

NATIONAL CONFERENCE

Western Division

	W	L	T	Pct.
Los Angeles	12	2	0	.857
San Francisco	5	9	0	.357
Atlanta	4	10	0	.286
New Orleans	2	12	0	.143

Central Division

	W	L	T	Pct.
Minnesota	12	2	0	.857
Detroit	7	7	0	.500
Chicago	4	10	0	.286
Green Bay	4	10	0	.286

Eastern Division

	W	L	T	Pct.
St. Louis	11	3	0	.78
Dallas †	10	4	0	.714
Washington	8	6	0	.571
N.Y. Giants	5	9	0	.357
Philadelphia	4	10	0	.286

AFC Championship: PITTSBURGH 16, Oakland 10

NFC Championship: Dallas 37, L.A. RAMS 7

Super Bowl X: Pittsburgh 21, Dallas 17

INDIVIDUAL STATISTICS

	PASSING							Rating
	Att.	Cmp.	Yds.	Pct.	TD	INT	LG	
Dawson	140	93	1095	66.4	5	4	51	69.8
Livingston	176	88	1245	50.0	8	6	69	74.1
Adams	77	36	445	46.8	2	4	32	52.2
Podolak	1	0	0	0.0	0	1	0	0.0
White	1	0	0	0.0	0	0	0	39.6
CHIEFS TOTAL	395	217	2785	54.9	15	16	69	72.8
Opp. Total	325	186	2520	57.2	18	20	90	74.6

	PASS RECEIVING					TD
	No.	Yds.	Avg.	LG	TD	
Podolak	37	332	9.0	21	2	
Pearson	36	608	16.9	45	3	
Lane	25	202	8.1	32	0	
Masters	24	314	13.1	32	3	
White	23	559	24.3	69	3	
Brunson	23	398	17.3	36	2	
Green	23	215	9.3	28	1	
Kinney	21	148	7.0	15	0	
Dressler	2	7	3.5	4	1	
Craig	1	10	10.0	10	0	
LaGrand	1	-1	-1.0	0	0	
Adams	1	-7	-7.0	0	0	
CHIEFS TOTAL	217	2785	12.8	69†	15	
Opp. Total	186	2520	13.5	90†	18	

	RUSHING					TD
	No.	Yds.	Avg.	LG	TD	
Green	167	611	3.7	42	5	
Podolak	102	351	3.4	25	3	
Lane	79	311	3.9	39	3	
Kinney	85	304	3.6	20	2	
Brunson	2	89	44.5	65	0	
Livingston	13	68	5.2	28	1	
Adams	8	42	5.3	16	0	
LaGrand	13	38	2.9	11	1	
Miller	7	20	2.9	10	0	
Dressler	3	16	5.3	11	0	
Dawson	5	7	1.4	9	0	
White	4	-10	-2.5	0	0	
CHIEFS TOTAL	488	1847	3.8	65	14	
Opp. Total	562	2712	4.8	50	24	

TEAM LEADERS

Scoring: Jan Stenerud	86 pts: 30 PATs, 22 FGs
INTs: Emmitt Thomas	6-119 yds., 0 TDs
Sacks: Wilbur Young	9.5 (-73.0 yds.)
Punting: Jerrel Wilson	54-2233 yds., 41.4 avg., 64 LG
Punt Returns: Charlie Thomas	12-112 yds., 9.3 avg., 0 TDs
Kickoff Returns: Reggie Craig	10-247 yds., 24.7 avg., 0 TDs

1974 KANSAS CITY CHIEFS

Head Coach: Hank Stram



Preseason Records: 3-3

8/5 W 20-12	DETROIT	35,521
8/12 L 21-35	BUFFALO	39,248
8/17 L 16-58	at L.A. Rams	48,828
8/24 W 26-7	SAN FRANCISCO	46,548
8/31 L 16-25	at Dallas	43,492
9/6 W 21-16	ST. LOUIS	46,067

Regular Season Record: 5-9 (3rd, tie - AFC West)

9/15 W 24-16	N.Y. JETS	74,854
9/22 L 7-27	at Oakland	48,108
9/29 W 17-7	at Houston	28,538
10/6 L 14-17	DENVER	67,298
10/13 L 24-34	PITTSBURGH	65,517
10/20 L 3-9	at Miami	67,779
10/27 W 24-14	at San Diego	34,371
11/3 L 27-33	N.Y. GIANTS	61,437
11/10 L 7-14	SAN DIEGO	48,551
11/18 W 42-34	at Denver (Mon.) (N)	50,236
11/24 L 6-33	at Cincinnati	49,777
12/1 W 17-13	at St. Louis	41,863
12/8 L 6-7	OAKLAND	60,577
12/14 L 15-35	MINNESOTA (Sat.)	35,480

TEAM STATISTICS

	CHIEFS	OPP.				
TOTAL FIRST DOWNS	224	267				
Rushing	92	107				
Passing	113	141				
Penalty	19	19				
3rd Down: Made/Att.	67/197	72/200				
3rd Down Pct.	34.0	36.0				
TOTAL NET YARDS	3828	4464				
Avg. Per Game	273.4	318.9				
Total Plays	901	936				
Avg. Per Play	4.3	4.8				
NET YARDS RUSHING	1720	1801				
Avg. Per Game	122.9	128.6				
Avg. Per Rush	3.7	3.6				
Total Rushes	469	502				
NET YARDS PASSING	2108	2663				
Avg. Per Game	150.6	190.2				
Sacked/Yards Lost	37/313	26/175				
Gross Yards	2421	2838				
Attempts/Completions	395/211	408/200				
Pct. of Completions	53.4	50.5				
Had Intercepted	25	28				
PUNTS/AVERAGE	83/41.7	80/40.1				
PENALTIES/YARDS	70/515	63/811				
FUMBLES/LOST	29/13	34/16				
TOUCHDOWNS	26	40				
Rushing	10	16				
Passing	11	22				
Returns	5	2				
SAFETIES	1	1				
SCORE BY PERIODS	1	2	3	4	OT	Total
CHIEFS TOTAL	30	73	53	77	0	233
Opp. Total	57	110	34	92	0	293

REGULAR STARTERS

OFFENSE	DEFENSE
WR Elmo Wright	LE Marvin Upshaw
LT Charlie Getty	LT Tom Keating
LG Ed Budde	RT Buck Buchanan
C Jack Rudnay	RE Wilbur Young
RG George Daney	LLB Bobby Bell
RT Jim Nicholson	MLB Willie Lanier
TE Morris Stroud	RLB Jim Lynch
WR Otis Taylor	LCB Nate Allen
QB Mike Livingston	RCB Emmitt Thomas
Len Dawson	LS Jim Kearney
RB Ed Podolak	RS Mike Sensibaugh
RB Woody Green	P Jerrell Wilson
Wendell Hayes	
K Jan Stenerud	

PRO BOWLERS IN BOLD

INDIVIDUAL STATISTICS

	Att.	Cmp.	Yds.	Pct.	TD	INT	LG	Rating
Dawson	235	138	1573	58.7	7	13	84	66.0
Livingston	141	66	732	46.8	4	10	48	42.5
Carlson	15	7	116	46.7	0	1	34	45.3
Jaynes	2	0	0	0.0	0	1	0	0.0
Wilson	2	0	0	0.0	0	0	0	39.6
CHIEFS TOTAL	395	211	2421	53.4	11	25	84	55.2
Opp. Total	408	206	2838	50.5	22	28	—	50.0

PASS RECEIVING

	No.	Yds.	Avg.	LG	TD
Podolak	43	306	7.1	26	1
Pearson	27	387	14.3	48	1
Green	26	247	9.5	69	1
Taylor	24	375	15.6	64	2
Brunson	22	374	17.0	84	2
Kinney	18	105	5.8	16	1
Miller	14	149	10.6	34	0
Wright	13	209	16.1	51	1
Stroud	12	141	11.8	25	2
Ellison	5	64	12.8	26	0
Hayes	3	23	7.7	9	0
Hamilton	2	25	12.5	19	0
Strada	1	16	16.0	16	0
CHIEFS TOTAL	211	2421	11.5	84	11
Opp. Total	206	2838	13.8	71	22

RUSHING

	No.	Yds.	Avg.	LG	TD
Green	135	509	3.8	43	3
Podolak	101	386	3.8	14	2
Kinney	63	249	4.0	21	0
Hayes	57	206	3.6	19	2
Miller	40	184	4.6	47	0
Ellison	37	114	3.1	11	2
Dawson	11	28	2.5	10	0
Livingston	9	28	3.1	9	0
Wright	3	26	8.7	12	1
Carlson	2	17	8.5	11	0
Taylor	1	6	6.0	6	0
Pearson	1	0	0.0	0	0
Jaynes	1	0	0.0	0	0
Thomas	3	-4	-1.3	0	0
Brunson	5	-29	-5.8	4	0
CHIEFS TOTAL	469	1720	3.7	47	10
Opp. Total	502	1801	3.6	53	16

TEAM LEADERS

Scoring: Jan Stenerud 75 pts; 24 PATs, 17 FGs
 INTs: Emmitt Thomas 12-214 yds., 2 TDs
 Sacks: Marvin Upshaw 9.5 (-49.0 yds.)
 Punting: Jerrel Wilson 83-3462 yds., 41.7 avg., 64 LG
 Punt Returns: Ed Podolak 15-134 yds., 8.9 avg., 0 TDs
 Kickoff Returns: Bill Thomas 25-571 yds., 22.8 avg., 0 TDs

AMERICAN CONFERENCE

	Western Division		
	W	L	T Pct.
Oakland	12	2	0.857
Denver	7	6	1.536
Kansas City	5	9	0.357
San Diego	5	9	0.357
Central Division			
	W	L	T Pct.
Pittsburgh	10	3	1.750
Cincinnati	7	7	0.500
Houston	7	7	0.500
Cleveland	4	10	0.286

	Eastern Division		
	W	L	T Pct.
Miami	11	3	0.786
Buffalo †	9	5	0.643
New England	7	7	0.500
N.Y. Jets	7	7	0.500
Baltimore	2	12	0.143

NATIONAL CONFERENCE

	Western Division		
	W	L	T Pct.
Los Angeles	10	4	0.714
San Francisco	6	8	0.429
New Orleans	5	9	0.357
Atlanta	3	11	0.214

	Central Division		
	W	L	T Pct.
Minnesota	10	4	0.714
Detroit	7	7	0.500
Green Bay	6	8	0.429
Chicago	4	10	0.286

	Eastern Division		
	W	L	T Pct.
St. Louis	10	4	0.714
Washington †	10	4	0.714
Dallas	8	6	0.571
Philadelphia	7	7	0.500
N.Y. Giants	2	12	0.143

AFC Championship: Pittsburgh 24, OAKLAND 13

NFC Championship: MINNESOTA 14, L.A. Rams 10

Super Bowl IX: Pittsburgh 16, Minnesota 6

1973 KANSAS CITY CHIEFS

Head Coach: Hank Stram

7-5-2

Preseason		Record: 2-4
8/4	W 12-6	NEW ORLEANS 67,216
8/13	L 16-17	DETROIT 67,624
8/18	L 10-13	MINNESOTA 72,676
8/26	L 16-21	GREEN BAY 75,231
9/1	L 16-27	at Dallas 57,468
9/7	W 16-7	at St. Louis 49,486

Regular Season		Record: 7-5-2 (2nd, tie - AFC West)
9/16	L 13-23	L.A. RAMS 62,315
9/23	W 10-7	at New England 57,918
9/30	W 16-3	OAKLAND 72,631
10/7	W 16-14	DENVER 71,414
10/14	T 10-10	at Green Bay (Milwaukee, WI) 47,265
10/21	L 6-14	at Cincinnati 56,397
10/29	L 14-23	at Buffalo (Mon.) (N) 76,071
11/4	W 19-0	at San Diego 52,035
11/12	W 19-7	CHICAGO (Mon.) 70,664
11/18	W 38-14	HOUSTON 68,444
11/25	L 10-14	at Denver 51,706
12/2	T 20-20	CLEVELAND 70,296
12/8	L 7-37	at Oakland (Sat.) 53,061
12/16	W 33-6	SAN DIEGO 43,755

REGULAR STARTERS

OFFENSE		DEFENSE	
WR	Eimo Wright	LE	Marvin Upshaw
LT	Jim Tyrer	LT	Curley Culp
LG	Ed Budde	RT	Buck Buchanan
C	Jack Rudny	RE	Wilbur Young
RG	Mo Moorman	LLB	Bobby Bell
RT	Francis Peay	MLB	Willie Lanier
	Dave Hill	RLB	Jim Lynch
TE	Morris Stroud	LCB	Nate Allen
WR	Otis Taylor	RCB	Emmitt Thomas
QB	Mike Livingston	LS	Jim Kearney
	Len Dawson	RS	Mike Sensibaugh
RB	Ed Podolak	P	Jerrel Wilson
RB	Wendell Hayes		
	Willie Ellison		
K	Jan Stenerud		

PRO BOWLERS IN BOLD

AMERICAN CONFERENCE

Western Division				
	W	L	T	Pct.
Oakland	9	4	1	67.9
Denver	7	5	2	57.1
Kansas City	7	5	2	57.1
San Diego	2	11	1	17.9
Central Division				
	W	L	T	Pct.
Cincinnati	10	4	0	71.4
Pittsburgh †	10	4	0	71.4
Cleveland	7	5	2	57.1
Houston	1	13	0	0.71
Eastern Division				
	W	L	T	Pct.
Miami	12	2	0	85.7
Buffalo	9	5	0	64.3
New England	5	9	0	35.7
Baltimore	4	10	0	28.6
N.Y. Jets	4	10	0	28.6

NATIONAL CONFERENCE

Western Division				
	W	L	T	Pct.
Los Angeles	12	2	0	85.7
Allanta	9	5	0	64.3
New Orleans	5	9	0	35.7
San Francisco	5	9	0	35.7
Central Division				
	W	L	T	Pct.
Minnesota	12	2	0	85.7
Detroit	6	7	1	46.4
Green Bay	5	7	2	42.9
Chicago	3	11	0	21.4
Eastern Division				
	W	L	T	Pct.
Dallas	10	4	0	71.4
Washington †	10	4	0	71.4
Philadelphia	5	8	1	39.3
St. Louis	4	9	1	32.1
N.Y. Giants	2	11	1	17.9

AFC Championship: MIAMI 27, Oakland 10
 NFC Championship: Minnesota 27, DALLAS 10
 Super Bowl VII: Miami 24, Minnesota 7

TEAM STATISTICS

	CHIEFS	OPP.			
TOTAL FIRST DOWNS	208	209			
Rushing	106	90			
Passing	93	95			
Penalty	9	24			
3rd Down: Made/Att.	72/204	69/206			
3rd Down Pct.	35.3	33.5			
TOTAL NET YARDS	3536	3575			
Avg. Per Game	252.6	255.4			
Total Plays	863	856			
Avg. Per Play	4.1	4.2			
NET YARDS RUSHING	1793	1956			
Avg. Per Game	128.1	139.7			
Total Rushes	511	493			
Avg. Per Rush	3.5	4.0			
NET PASSING OFFENSE	1743	1619			
Avg. Per Game	124.5	115.6			
Sacked/Yards Lost	39/296	39/323			
Gross Yards	2039	1942			
Attempts/Completions	313/173	324/157			
Pct. of Completions	55.3	48.6			
Head Intercepted	13	21			
PUNTS/AVERAGE	80/45.5	87/41.4			
PENALTIES/YARDS	63/797	63/649			
FUMBLES/LOST	36/18	33/16			
TOUCHDOWNS	23	22			
Rushing	11	11			
Passing	10	11			
Returns	2	0			
SAFETIES	0	0			
SCORE BY PERIODS					
	1	2	3	4	Total
CHIEFS TOTAL	40	57	53	81	231
Opp. Total	30	71	35	56	192

INDIVIDUAL STATISTICS

	PASSING						Rating
	Att.	Cmp.	Yds.	Pct.	TD	INT	
Livingston	145	75	916	51.7	6	7	48 65.2
Dawson	101	66	725	65.3	2	5	48 72.3
Beathard	64	31	389	48.4	2	1	44 71.4
Wilson	1	1	9	100.0	0	0	9 104.2
Podolak	1	0	0	0	0	0	0 39.6
Keyes	1	0	0	0	0	0	0 39.6
CHIEFS TOTAL	313	173	2039	55.2	10	13	48 68.5
Opp. Total	324	157	1942	48.5	11	21	62† 47.7

	PASS RECEIVING				
	No.	Yds.	Avg.	LG	TD
Podolak	55	445	8.1	25	0
Taylor	34	536	15.8	46	4
Hayes	18	134	7.4	13	0
Wright	16	252	15.2	44	2
Stroud	12	216	18.0	48	2
Kinney	11	126	11.5	25	0
Elison	9	64	7.1	17	0
Butler	8	124	15.5	23	2
West	4	65	16.3	23	0
Hamilton	2	35	17.5	20	0
Smith	2	20	10.0	17	0
Moorman	1	-1	-1.0	-1	0
Keyes	1	-6	-6	-6	0
CHIEFS TOTAL	173	2039	11.8	48	10
Opp. Total	157	1942	12.4	62†	11

	RUSHING				
	No.	Yds.	Avg.	LG	TD
Podolak	210	721	3.4	25	3
Elison	108	411	3.8	19	2
Hayes	95	352	3.7	27	2
Kinney	50	128	2.6	8	1
Livingston	19	94	4.9	28	2
Dawson	6	39	6.5	13	0
Wright	5	29	5.8	13	0
Beathard	6	16	2.7	11	1
Butler	2	10	5.0	9	0
Taylor	4	-14	-1.1	-19	0
McVea	4	5	1.3	2	0
Keyes	2	1	0.5	2	0
CHIEFS TOTAL	511	1793	3.5	28	11
Opp. Total	493	1956	4.0	72	11

TEAM LEADERS

Scoring: Jan Stenerud 93 pts; 21 PATs, 24 FGs
 INTs: Emmitt Thomas, Mike Sensibaugh, Willie Lanier, Jim Kearney . . . Tied with 3
 Punting: Jerrel Wilson 80-394 yds., 45.5 avg., 68 LG
 Punt Returns: Larry Marshall 29-180 yds., 6.2 avg., 0 TDs
 Kickoff Returns: Larry Marshall 14-391 yds., 27.9 avg., 0 TDs

1972 KANSAS CITY CHIEFS

Head Coach: Hank Stram




Preseason		Record: 5-2
7/29 W	23-17	N.Y. Giants (Canton, OH) 19,304
8/5 W	24-10	Chicago (Notre Dame, IN) 32,391
8/12 W	24-14	ST. LOUIS 78,190
8/21 L	17-23	BALTIMORE 76,882
8/27 W	19-13	L.A. RAMS 77,764
9/2 W	20-10	DALLAS 79,592
9/9 L	0-20	at Green Bay (Milwaukee, WI) 47,281

Regular Season		Record: 8-6 (2nd - AFC West)
9/17 L	10-20	MIAMI 79,829
9/25 W	20-17	at New Orleans (Mon.) (N) 70,793
10/1 W	45-24	at Denver 51,656
10/8 W	31-7	at Cleveland 83,819
10/15 L	16-23	CINCINNATI 79,068
10/22 L	20-21	PHILADELPHIA 78,389
10/29 W	26-14	at San Diego 54,533
11/5 W	27-14	OAKLAND 82,094
11/12 L	7-16	at Pittsburgh 50,350
11/19 L	17-27	SAN DIEGO 79,011
11/26 L	3-26	at Oakland 54,801
12/3 W	24-21	DENVER 66,725
12/10 W	24-10	BALTIMORE 44,175
12/17 W	17-14	at Atlanta 58,850

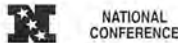
REGULAR STARTERS

OFFENSE		DEFENSE	
WR	Dennis Homan	LE	Marvin Upshaw
	Robert West	LT	Curley Culp
LT	Jim Tyrer	RT	Buck Buchanan
LG	Ed Budde	RE	Wilbur Young
C	Jack Rudnay	LLB	Bobby Bell
RG	Mo Moorman	MLB	Willie Lanier
RT	Dave Hill	RLB	Jim Lynch
TE	Morris Stroud	LCB	Jim Marsalis
	Willie Frazier	RCB	Emmitt Thomas
WR	Otis Taylor	LS	Jim Kearney
QB	Len Dawson	RS	Mike Sensibaugh
RB	Ed Podolak	P	Jerrell Wilson
RB	Wendell Hayes		
K	Jan Stenerud		

PRO BOWLERS IN BOLD



AMERICAN CONFERENCE				
Western Division				
	W	L	T	Pct.
Oakland	10	3	1	.750
Kansas City	8	6	0	.571
Denver	5	9	0	.357
San Diego	4	9	1	.321
Central Division				
	W	L	T	Pct.
Pittsburgh	11	3	0	.786
Cleveland †	10	4	0	.714
Cincinnati	8	6	0	.571
Houston	1	13	0	.071
Eastern Division				
	W	L	T	Pct.
Miami	14	0	0	1.000
N.Y. Jets	7	7	0	.500
Baltimore	5	9	0	.357
Buffalo	4	9	1	.321
New England	3	11	0	.214



NATIONAL CONFERENCE				
Western Division				
	W	L	T	Pct.
San Francisco	8	5	1	.607
Atlanta	7	7	0	.500
Los Angeles	6	7	1	.464
New Orleans	2	11	1	.179
Central Division				
	W	L	T	Pct.
Green Bay	10	4	0	.714
Detroit	8	5	1	.607
Minnesota	7	7	0	.500
Chicago	4	9	1	.321
Eastern Division				
	W	L	T	Pct.
Washington	11	3	0	.786
Dallas †	10	4	0	.714
N.Y. Giants	8	6	0	.571
St. Louis	4	9	1	.321
Philadelphia	2	11	1	.179

AFC Championship: Miami 21, PITTSBURGH 17
 NFC Championship: WASHINGTON 26, Dallas 3
 Super Bowl VII: Miami 14, Washington 7

TEAM STATISTICS

	CHIEFS	OPP.			
TOTAL FIRST DOWNS	245	227			
Rushing	121	90			
Passing	116	116			
Penalties	11	18			
TOTAL NET YARDS	3956	4027			
Avg. Per Game	282.6	287.6			
Total Plays	694	853			
Avg. Per Play	4.4	4.7			
NET YARDS RUSHING	1915	1805			
Avg. Per Game	136.8	128.9			
Total Rushes	476	453			
Avg. Per Play	4.0	4.0			
NET YARDS PASSING	2041	2222			
Avg. Per Game	145.8	158.7			
Sacked/Yards Lost	34/297	32/261			
Gross Yards	2335	2483			
Attempts/Completions	384/217	368/186			
Pct. of Completions	56.5	50.5			
Had Intercepted	20	24			
PUNTS/AVERAGE	66/44.8	61/40.4			
PUNT RETURNS/YARDS	29/126	40/296			
PENALTIES/YARDS	69/653	66/643			
FUMBLES/LOST	23/12	35/19			
TOUCHDOWNS	32	30			
Rushing	6	12			
Pass	20	17			
Returns	6	1			
SAFETIES	0	0			
SCORE BY PERIODS	1	2	3	4	Total
CHIEFS TOTAL	20	90	85	92	287
Opp. Total	55	98	37	64	254

INDIVIDUAL STATISTICS

	PASSING							
	Att.	Cmp.	Yds.	Pct.	TD	INT	LG	Rating
Dawson	305	175	1835	57.4	13	12	44	73.1
Livingston	78	41	460	52.6	7	8	36	62.0
Wilson	1	1	20	100.0	0	0	20	118.8
CHIEFS TOTAL	384	217	2335	56.5	20	20	44	70.2
Opp. Total	368	186	2483	50.5	17	24	67	60.6

	PASS RECEIVING				
	No.	Yds.	Avg.	LG	TD
Taylor	57	821	14.4	44	6
Podolak	46	345	7.5	27	2
Hayes	31	295	9.5	29	3
Adams	15	76	5.1	11	0
Frazier	13	172	13.2	35	5
Homan	12	135	11.3	38	1
Otis	12	76	6.3	13	0
Wright	11	81	7.4	14	0
West	9	165	18.3	42	2
Stroud	4	80	20.0	44	1
Kinney	4	45	11.2	19	0
Jankowski	2	24	12.0	18	0
Allen	1	20	20.0	20	0
CHIEFS TOTAL	217	2335	10.8	44	20
Opp. Total	186	2483	13.3	67	17

	RUSHING				
	No.	Yds.	Avg.	LG	TD
Podolak	171	615	3.6	30	4
Hayes	128	536	4.2	28	0
Adams	73	536	4.2	19	1
Livingston	14	133	9.5	51	0
Kinney	38	122	3.2	16	1
Otis	29	92	3.2	12	0
Dawson	15	75	5.0	20	0
Wright	1	24	24.0	24	0
Taylor	5	13	2.6	11	0
West	2	2	1.0	10	0
CHIEFS TOTAL	476	1915	4.0	51	6
Opp. Total	453	1805	4.0	45	12

TEAM LEADERS

Scoring: Jan Stenerud	95 pts; 32 PATs, 21 FGs
INTs: Mike Sensibaugh	8-65 yds., 0 TDs
Punting: Jerrel Wilson	66-2960 yds., 44.8 avg., 69 LG
Punt Returns: Larry Marshall	18-103 yds., 5.7 avg., 0 TDs
Kickoff Returns: Larry Marshall	23-651 yds., 28.3 avg., 0 TDs

1971 KANSAS CITY CHIEFS

Head Coach: Hank Stram

10-3-1

Preseason		Record: 4-1-1	
8/7	W 10-7	at Baltimore	16,771
8/14	W 12-10	ATLANTA	37,403
8/21	W 27-7	at New Orleans	70,459
8/30	W 21-16	N.Y. JETS	37,650
9/4	T 17-17	ST. LOUIS	36,743
9/11	L 17-24	at Dallas	74,035

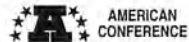
Regular Season		Record: 10-3-1 (1st - AFC West)	
9/19	L 14-21	at San Diego	54,061
9/26	W 20-16	at Houston	46,498
10/3	W 16-3	at Denver	51,200
10/10	W 31-10	SAN DIEGO	50,514
10/18	W 38-16	PITTSBURGH (Mon.) (N)	49,533
10/24	W 27-20	WASHINGTON	51,989
10/31	T 20-20	at Oakland	54,715
11/7	L 10-13	at N.Y. Jets	62,812
11/14	W 13-7	CLEVELAND	50,388
11/21	W 28-10	DENVER	49,945
11/25	L 21-32	at Detroit (Thur.) (Thanksgiving)	54,418
12/6	W 26-17	at San Francisco (Mon.) (N)	45,306
12/12	W 16-14	OAKLAND	51,215
12/19	W 22-9	BUFFALO	48,121

AFC Divisional Playoff Game			
12/25	L **24-27	MIAMI (Sat.)	50,374

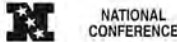
REGULAR STARTERS

OFFENSE		DEFENSE	
WR	Elmo Wright	LE	Marvin Upshaw
LT	Jim Tyrer	LT	Curley Culp
LG	Ed Budde	RT	Buck Buchanan
C	Jack Rudnay	RE	Aaron Brown
RG	Mo Moorman	LLB	Bobby Bell
RT	Dave Hill	MLB	Willie Lanier
TE	Morris Stroud	RLB	Jim Lynch
WR	Otis Taylor	LCB	Jim Marsalis
QB	Len Dawson	RCB	Emmitt Thomas
RB	Ed Podolak	LS	Jim Kearney
RB	Wendell Hayes	RS	Johnny Robinson
K	Jan Stenerud	P	Jerral Wilson

PRO BOWLERS IN BOLD



Western Division			
	W	L	T Pct.
Kansas City	10	3	1 .769
Oakland	8	4	2 .667
San Diego	6	8	0 .429
Denver	4	9	1 .308
Central Division			
	W	L	T Pct.
Cleveland	9	5	0 .643
Pittsburgh	6	8	0 .429
Houston	4	9	1 .308
Cincinnati	4	10	0 .286
Eastern Division			
	W	L	T Pct.
Miami	10	3	1 .769
Baltimore †	10	4	0 .714
New England	6	8	0 .429
N.Y. Jets	6	8	0 .429
Buffalo	1	13	0 .071



Western Division			
	W	L	T Pct.
San Francisco	9	5	0 .643
Los Angeles	8	5	1 .615
Atlanta	7	6	1 .538
New Orleans	4	8	2 .333
Central Division			
	W	L	T Pct.
Minnesota	11	3	0 .786
Detroit	7	6	1 .538
Chicago	6	8	0 .429
Green Bay	4	8	2 .333
Eastern Division			
	W	L	T Pct.
Dallas	11	3	0 .786
Washington †	9	4	1 .692
Philadelphia	6	7	1 .462
St. Louis	4	9	1 .308
N.Y. Giants	4	10	0 .286

AFC Championship: MIAMI 21, Baltimore 0
 NFC Championship: DALLAS 14, San Francisco 3
 Super Bowl VI: Dallas 24, Miami 3

TEAM STATISTICS

	CHIEFS	OPP			
TOTAL FIRST DOWNS	240	223			
Rushing	108	73			
Passing	119	125			
Penalty	13	25			
TOTAL NET YARDS	4190	3770			
Avg. Per Game	29.3	289.3			
Total Plays	836	813			
Avg. Per Play	5.0	4.6			
NET YARDS RUSHING	1843	1337			
Avg. Per Game	131.6	95.5			
Total Rushes	462	367			
Avg. Per Play	4.0	3.7			
NET YARDS PASSING	2347	2506			
Avg. Per Game	167.6	179.0			
Sacked/Yards Lost	35/347	28/235			
Gross Yards	2694	2741			
Attempts/Completions	337/183	406/209			
Pct. of Completions	54.3	51.5			
Had Intercepted	13	27			
PUNTS/AVERAGE	64/44.3	67/39.3			
PUNT RETURNS/YARDS	32/150	38/286			
PENALTIES/YARDS	72/734	72/752			
FUMBLES/LOST	23/13	16/7			
TOUCHDOWNS	32	21			
Rushing	14	9			
Passing	15	11			
Returns	3	1			
SAFETIES	0	1			
SCORE BY PERIODS	1	2	3	4	Total
CHIEFS TOTAL	61	124	48	70	302
Opp. Total	41	71	22	74	208

INDIVIDUAL STATISTICS

	PASSING						Rating	
	Att.	Cmp.	Yds.	Pct.	TD	INT		
Dawson	301	167	2504	55.2	15	13	82	81.8
Livingston	28	12	130	42.9	0	0	36	57.2
Huare	6	2	18	33.3	0	0	26	42.3
Podolak	2	2	42	100.0	0	0	23	118.8
CHIEFS TOTAL	337	183	2694	54.3	15	13	82	74.9
Opp. Total	418	209	2703	50.0	11	27	53	53.8

	PASS RECEIVING				
	No.	Yds.	Avg.	LG	TD
Taylor	57	1110	19.5	82	7
Podolak	36	306	8.5	23	0
Wright	26	524	20.3	69†	3
Stroud	22	454	20.6	54	1
Hayes	16	163	10.2	28†	1
Otis	12	74	6.2	26	2
McVea	5	-3	-0.6	10	0
Homan	3	47	9.0	9	0
Frazier	2	41	20.5	23	0
Holmes	2	16	8.0	12	0
Smith	1	12	12.0	12	0
Adams	1	6	6.0	6†	1
CHIEFS TOTAL	183	2694	14.7	82	15
Opp. Total	209	2703	12.9	53	11

	RUSHING				
	No.	Yds.	Avg.	LG	TD
Podolak	184	708	3.8	25	9
Hayes	132	541	4.1	27	1
McVea	68	286	4.2	19	3
Otis	49	184	3.8	11	0
Adams	13	43	3.3	3	0
Taylor	1	25	25.0	25†	1
Dawson	12	24	2.0	8	0
Holmes	21	35	1.7	6	0
Livingston	5	11	2.2	3	0
Frazier	1	-2	-2.0	-2	0
Wright	1	-10	-10.0	-10	0
CHIEFS TOTAL	467	1843	3.8	27	14
Opp. Total	367	1337	3.7	28	6

TEAM LEADERS

Scoring: Jan Stenerud	110 pts:	32 PATs, 26 FGs
INTs: Emmitt Thomas	8-145 yds.,	1 TD
Punting: Jerral Wilson	64-2865 yds.,	44.8 avg., 68 LG
Punt Returns: Ed Podolak	13-84 yds.,	6.5 avg., 0 TDs
Kickoff Returns: Kerry Reardon	12-308 yds.,	25.7 avg., 0 TDs

1970 KANSAS CITY CHIEFS

Head Coach: Hank Stram


7-5-2

Preseason		Record: 4-3
7/31 W	24-3 College All-Stars (Chicago, IL)	69,940
8/8 W	30-17 at Detroit	55,032
8/14 L	3-17 BALTIMORE	38,341
8/22 W	16-13 Cleveland (Memphis, TN)	31,532
8/29 L	17-22 at Atlanta	56,990
9/5 W	13-0 at Dallas	69,055
9/12 L	24-34 at St. Louis	50,661
Regular Season		Record: 7-5-2 (2nd - AFC West)
9/20 L	10-27 at Minnesota	47,900
9/28 W	44-24 at Baltimore (Mon.) (N)	53,911
10/4 L	13-26 at Denver	50,705
10/11 W	23-10 BOSTON	50,698
10/18 W	27-19 at Cincinnati	57,265
10/25 L	16-27 DALLAS	51,158
11/1 T	17-17 OAKLAND	51,334
11/8 W	24-9 HOUSTON	49,810
11/15 W	31-14 at Pittsburgh	50,081
11/22 T	6-6 ST. LOUIS	50,711
11/29 W	26-14 SAN DIEGO	50,315
12/6 W	16-0 DENVER	50,454
12/12 L	6-20 at Oakland (Sat.)	54,596
12/20 L	13-31 at San Diego	41,379


REGULAR STARTERS

OFFENSE		DEFENSE	
WR	Frank Pitts	LE	Jerry Mays
LT	Jim Tyrer	LT	Curley Culp
LG	Ed Budde	RT	Buck Buchanan
C	Jack Rudny	RE	Aaron Brown
	E.J. Holub		
RG	Mo Moorman	LLB	Bobby Bell
RT	Dave Hill	MLB	Willie Lanier
TE	Fred Arbanas	RLB	Jim Lynch
	Morris Stroud		
WR	Otis Taylor	LCB	Jim Marsalis
QB	Lern Dawson	RCB	Emmitt Thomas
RB	Mike Garrett	LS	Jim Kearney
	Ed Podolak		
RB	Wendell Hayes	RS	Johnny Robinson
K	Jan Stenerud	P	Jerrel Wilson

PRO BOWLERS IN BOLD



AMERICAN CONFERENCE				
Western Division				
	W	L	T	Pct.
Oakland	8	4	2	.667
Kansas City	7	5	2	.583
San Diego	5	6	3	.455
Denver	5	8	1	.385
Central Division				
	W	L	T	Pct.
Cincinnati	8	6	0	.571
Cleveland	7	7	0	.500
Pittsburgh	5	9	0	.357
Houston	3	10	1	.231
Eastern Division				
	W	L	T	Pct.
Baltimore	11	2	1	.846
Miami	10	4	0	.714
N.Y. Jets	4	10	0	.286
Buffalo	3	10	1	.231
Boston	2	12	0	.143



NATIONAL CONFERENCE				
Western Division				
	W	L	T	Pct.
San Francisco	10	3	1	.769
Los Angeles	9	4	1	.692
Atlanta	4	8	2	.333
New Orleans	2	11	1	.154
Central Division				
	W	L	T	Pct.
Minnesota	12	2	0	.857
St. Louis	10	4	0	.714
Chicago	6	8	0	.429
Green Bay	6	8	0	.429
Eastern Division				
	W	L	T	Pct.
Dallas	10	4	0	.714
N.Y. Giants	9	5	0	.643
St. Louis	8	5	1	.615
Washington	6	8	0	.429
Philadelphia	3	10	1	.231

AFC Championship: BALTIMORE 27, Oakland 17
 NFC Championship: Dallas 17, SAN FRANCISCO 10
 Super Bowl V: Baltimore 16, Dallas 13

TEAM STATISTICS

	CHIEFS	OPP.			
TOTAL FIRST DOWNS	183	226			
Rushing	83	83			
Passing	86	111			
Penalty	14	32			
TOTAL NET YARDS	3577	3667			
Avg. Per Game	255.5	261.9			
Total Plays	775	861			
Avg. Per Play	4.6	4.3			
NET YARDS RUSHING	1658	1657			
Avg. Per Game	132.7	118.4			
Total Rushes	448	418			
Avg. Per Play	4.1	4.0			
NET YARDS PASSING	1719	2010			
Avg. Per Game	122.8	143.6			
Sacked/Yards Lost	38/319	35/270			
Gross Yards	2038	2280			
Attempts/Completions	269/154	408/195			
Pct. of Completions	53.3	47.8			
Had Intercepted	16	31			
PUNTS/AVERAGE	76/44.9	77/41.5			
PUNT RETURNS/YARDS	31/371	51/414			
PENALTIES/YARDS	83/888	71/817			
FUMBLES/LOST	26/15	22/12			
TOUCHDOWNS	26	26			
Rushing	11	10			
Passing	13	15			
Returns	2	1			
SAFETIES	0	0			
SCORE BY PERIODS	1	2	3	4	Total
CHIEFS TOTAL	53	98	46	75	272
Opp. Total	32	77	51	84	244

INDIVIDUAL STATISTICS

PASSING										
	Att.	Cmp.	Yds.	Pct.	TD	INT	LG	Rating		
Dawson	262	141	1876	53.8	13	14	61	71.3		
Livingston	22	11	122	50.0	0	1	31	48.1		
Podolak	2	2	40	100.0	0	0	24	118.8		
Huerta	2	0	0	0.0	0	1	0	0.0		
McVea	1	0	0	0.0	0	0	0	39.6		
CHIEFS TOTAL	289	154	2038	53.3	13	16	61	75.5		
Opp. Total	408	195	2280	47.8	15	31	—	45.9		
PASS RECEIVING										
	No.	Yds.	Avg.	LG	TD					
Taylor	34	618	18.2	59	3					
Podolak	26	307	11.8	59	1					
Hayes	26	219	8.3	28	0					
Holmes	23	173	7.5	31	1					
Pitts	11	172	15.6	54	2					
Arbanas	8	108	14.5	26	1					
Cannon	7	125	17.8	45	2					
Richardson	5	171	34.2	61	2					
McVea	5	26	5.2	15	0					
Garrett	4	4	1.0	5	0					
Stroud	4	86	24.5	50	1					
Porter	1	29	29.0	29	0					
CHIEFS TOTAL	154	2038	13.2	61	13					
Opp. Total	195	2280	11.7	89	15					
RUSHING										
	No.	Yds.	Avg.	LG	TD					
Podolak	168	749	4.5	65	3					
Hayes	109	381	3.5	22	5					
McVea	61	260	4.3	34	0					
Holmes	63	206	3.3	22	3					
Pitts	5	84	16.8	42	0					
Garrett	21	62	3.2	18	0					
Dawson	11	46	4.2	21	0					
Livingston	3	26	8.7	16	0					
Porter	2	21	10.5	21	0					
Taylor	3	13	4.3	7	0					
Cannon	1	10	10.0	10	0					
Richardson	1	4	4.0	4	0					
CHIEFS TOTAL	448	1858	4.1	65	11					
Opp. Total	418	1657	4.0	47	10					
TEAM LEADERS										
Scoring: Jan Stenerud	116 pts: 26 PATS, 30 FGs									
INTs: Johnny Robinson	10-155 yds., 1 TD									
Punting: Jerrel Wilson	76-3415 yds., 44.9 avg., 68 LG									
Punt Returns: Ed Podolak	23-311 yds., 13.5 avg., 0 TDs									
Kickoff Returns: Robert Holmes	19-535 yds., 28.2 avg., 0 TDs									

1969 KANSAS CITY CHIEFS

Head Coach: Hank Stram



Preseason Record: 6-0

8/2	W	23-17	Oakland (Birmingham, AL)	21,000
8/9	W	38-13	DETROIT	38,027
8/16	W	23-7	Cincinnati (Jackson, MS)	24,513
8/23	W	42-14	at L.A. Rams	58,306
8/28	W	31-21	at St. Louis	48,006
9/6	W	14-10	ATLANTA	37,273

Regular Season Record: 11-3 (2nd - AFL West)

9/14	W	27-9	at San Diego	47,988
9/21	W	31-0	at Boston	22,002
9/28	L	19-24	at Cincinnati	27,812
10/5	W	26-13	at Denver	50,564
10/12	W	24-0	HOUSTON	45,805
10/19	W	17-10	MIAMI	49,809
10/26	W	42-22	CINCINNATI	50,934
11/2	W	29-7	at Buffalo	45,844
11/9	W	27-3	SAN DIEGO	51,104
11/16	W	34-16	at N.Y. Jets	63,849
11/23	L	24-27	OAKLAND	51,982
11/27	W	31-17	DENVER (Thur.) (Thanksgiving)	48,773
12/7	W	22-19	BUFFALO	47,112
12/13	L	6-10	at Oakland (Sat.)	54,443

AFL Divisional Playoff Game
12/20 W 13-6 at N.Y. Jets (Sat.) 62,977

AFL Championship Game
1/4 W 17-7 at Oakland 54,443

Super Bowl IV
1/11 W 23-7 Minnesota (New Orleans, LA) 80,562

TEAM STATISTICS

	CHIEFS	OPP			
TOTAL FIRST DOWNS	258	181			
Rushing	129	53			
Passing	125	111			
Penalty	4	17			
TOTAL NET YARDS	4607	3163			
Avg. Per Game	329.1	225.9			
Total Plays	899	808			
Avg. Per Play	5.1	3.9			
NET YARDS RUSHING	2220	1091			
Avg. Per Game	158.6	77.9			
Total Rushes	522	316			
Avg. Per Play	4.3	3.5			
NET YARDS PASSING	2387	2072			
Avg. Per Game	170.5	148.0			
Sacked/Yards Lost	26/251	48/419			
Gross Yards	2638	2491			
Attempts/Completions	351/196	426/200			
Pct. of Completions	55.8	46.9			
Had Intercepted	20	32			
PUNTS/AVERAGE	68/44.4	94/42.6			
PUNT RETURNS/YARDS	33/242	43/509			
KICKOFF RETURNS/YARDS	41/1090	59/1431			
PENALTIES/YARDS	62/757	39/434			
FUMBLES/LOST	34/19	25/15			
TOUCHDOWNS	40	19			
Rushing	19	6			
Passing	16	10			
Returns	5	3			
SAFETIES	0	1			
SCORE BY PERIODS					
	1	2	3	4	Total
CHIEFS TOTAL	81	117	50	111	359
Opp. Total	29	45	36	67	177

REGULAR STARTERS

OFFENSE		DEFENSE	
WR	Frank Pitts	LE	Jerry Mays
LT	Jim Tyrer	LT	Curley Culp
LG	Ed Budde	RT	Buck Buchanan
C	E.J. Holub	RE	Aaron Brown
RG	Mo Moorman	LLB	Bobby Bell
RT	Dave Hill	MLB	Willie Lanier
TE	Fred Arbanas	RLB	Jim Lynch
WR	Gloster Richardson	LCB	Jim Marsalis
	Otis Taylor	RCB	Ermitt Thomas
QB	Len Dawson	LS	Jim Kearney
	Mike Livingston	RS	Johnny Robinson
RB	Mike Garrett	P	Jerrell Wilson
RB	Robert Holmes		
K	Jan Stenerud		

ALL-STAR IN BOLD



AMERICAN FOOTBALL LEAGUE

	Western Division			
	W	L	T	Pct.
Oakland	12	1	1	.923
Kansas City	11	3	0	.786
San Diego	8	6	0	.571
Denver	5	8	1	.385
Cincinnati	4	9	1	.308
Eastern Division				
	W	L	T	Pct.
N.Y. Jets	10	4	0	.714
Houston	6	6	2	.500
Boston	4	10	0	.286
Buffalo	4	10	0	.286
Miami	3	10	1	.231

AFL Divisional Playoffs

Kansas City 13, N.Y. JETS 6

OAKLAND 56, Houston 7

AFL Championship

Kansas City 17, OAKLAND 7

NFL Championship

MINNESOTA 27, Cleveland 7

Super Bowl IV

Kansas City 23, Minnesota 7



NATIONAL FOOTBALL LEAGUE

	Western Conference			
	W	L	T	Pct.
Los Angeles	11	3	0	.786
Baltimore	8	5	1	.615
Atlanta	8	8	0	.500
San Francisco	4	8	2	.333
Central Division				
	W	L	T	Pct.
Minnesota	12	2	0	.857
Detroit	9	4	1	.692
Green Bay	8	6	0	.571
Chicago	1	13	0	.071

Eastern Conference

Capitol Division				
	W	L	T	Pct.
Dallas	11	2	1	.846
Washington	7	5	2	.583
New Orleans	5	9	0	.357
Philadelphia	4	9	1	.308
Century Division				
	W	L	T	Pct.
Cleveland	10	3	1	.769
N.Y. Giants	6	8	0	.429
St. Louis	4	9	1	.308
Pittsburgh	1	13	0	.071

INDIVIDUAL STATISTICS

	PASSING							
	Att.	Cmp.	Yds.	Pct.	TD	INT	LG	Rating
Dawson	165	98	1323	59.0	9	13	55	70.0
Livingston	161	84	1123	52.2	4	6	93	67.6
Lee	20	12	109	60.0	1	1	31	70.8
McVea	3	1	50	33.0	1	0	50	121.5
Flores	1	1	33	100.0	1	0	33	158.3
CHIEFS TOTAL	351	196	2638	55.8	16	20	93	71.5
Opp. Total	426	200	2491	46.9	10	32	—	42.0

	PASS RECEIVING				
	No.	Yds.	Avg.	LG	TD
Garrett	43	432	10.0	41	2
Taylor	41	696	17.0	79	7
Pitts	31	470	15.8	50	2
Holmes	26	266	10.2	33	3
Richardson	23	381	16.6	39	2
Arbanas	16	258	16.1	44	0
Hayes	9	64	7.1	17	0
McVea	7	71	10.1	22	0
CHIEFS TOTAL	196	2638	12.5	79	16
Opp. Total	200	2491	12.1	80	10

	RUSHING				
	No.	Yds.	Avg.	LG	TD
Garrett	168	732	4.4	34	6
Holmes	150	612	4.1	25	2
McVea	105	500	4.7	80	7
Hayes	62	208	3.4	11	4
Livingston	15	102	6.8	39	0
Lowe	10	33	3.3	18	0
Pitts	5	28	5.6	11	0
Dawson	1	3	3.0	3	0
Lee	1	3	3.0	3	0
Arbanas	1	1	1.0	1	0
Flores	1	0	0.0	0	0
Taylor	2	-2	-1.0	10	0
CHIEFS TOTAL	522	2220	4.3	80	19
Opp. Total	314	1091	3.5	50	8

TEAM LEADERS

Scoring: Jan Stenerud 119 pts: 38 PATS, 27 FGs
 INTs: Johnny Robinson 8-158 yds., 0 TDs
 Punting: Jerrel Wilson 68-3022 yds., 44.4 avg., 62 LG
 Punt Returns: Nolan Smith 9-107 yds., 11.9 avg., 0 TDs
 Kickoff Returns: Warren McVea 13-318 yds., 24.5 avg., 0 TDs

1968 KANSAS CITY CHIEFS

Head Coach: Hank Stram



Preseason		Record: 4-1
8/3	W 38-14 at Cincinnati	21,682
8/10	W 13-10 at Minnesota	46,228
8/17	W 13-10 ST. LOUIS	47,462
8/24	W 31-21 OAKLAND	43,769
8/31	L 16-36 at L.A. Rams	54,323
Regular Season		Record: 12-2 (1st, tie - AFL West)
9/9	W 26-21 at Houston (Mon.) (N)	45,083
9/15	L 19-20 N.Y. JETS	48,871
9/22	W 34-2 DENVER	45,821
9/28	W 48-3 at Miami (Sat.) (N)	28,501
10/5	W 18-7 at Buffalo (Sat.) (N)	40,748
10/13	W 13-3 CINCINNATI	47,096
10/20	W 24-10 OAKLAND	50,015
10/27	W 27-20 SAN DIEGO	50,344
11/3	L 21-38 at Oakland	53,357
11/10	W 16-9 at Cincinnati	25,537
11/17	W 31-17 BOSTON	48,271
11/28	W 24-10 HOUSTON (Thur.) (Thanksgiving)	48,493
12/8	W 40-3 at San Diego	51,174
12/14	W 30-7 at Denver (Sat.)	38,463
AFL Divisional Playoff Game		
12/22	L 6-41 at Oakland	54,444

TEAM STATISTICS

	CHIEFS	OPP.			
FIRST DOWNS	223	215			
Rushing	123	52			
Passing	89	140			
Penalty	11	23			
TOTAL NET YARDS	4503	4089			
Avg. Per Game	321.6	292.1			
Total Plays	831	900			
Avg. Per Play	5.4	4.5			
NET YARDS RUSHING	2227	1266			
Avg. Per Game	159.1	90.4			
Total Rushes	537	365			
Avg. Per Play	4.1	3.5			
NET YARDS PASSING	2276	2823			
Avg. Per Game	162.6	201.6			
Sacked/Yards Lost	24/216	45/439			
Gross Yards	2492	3562			
Attempts/Completions	270/156	461/214			
Pct. of Completions	57.8	46.4			
Had Intercepted	11	37			
PUNTS/AVERAGE	65/45.3	63/41.8			
PUNT RETURNS/YARDS	31/450	31/220			
KICKOFF RETURNS/YARDS	38/736	54/1044			
PENALTIES/YARDS	66/650	62/555			
FUMBLES/LOST	26/16	22/12			
TOUCHDOWNS	40	18			
Rushing	16	4			
Passing	20	14			
Returns	4	0			
SAFETIES	1	1			
SCORE BY PERIODS	1	2	3	4	Total
CHIEFS TOTAL	90	111	74	96	371
Opp. Total	46	57	40	27	170

REGULAR STARTERS

OFFENSE		DEFENSE	
WR	Frank Pitts	LE	Jerry Mays
LT	Jim Tyrer	LT	Ed Lothamer
LG	Ed Budde	RT	Buck Buchanan
C	E.J. Holub	RE	Aaron Brown
RG	Mo Moorman	LLB	Bobby Bell
RT	Dave Hill	MLB	Willie Lanier
TE	Fred Arbanas	RLB	Jim Lynch
WR	Gloster Richardson	LCB	Emmitt Thomas
	Otis Taylor	RCB	Willie Mitchell
QB	Len Dawson	LS	Jim Kearney
RB	Mike Garrett	RS	Johnny Robinson
RB	Robert Holmes	P	Jerrel Wilson
K	Jan Stenerud		

ALL-STAR IN BOLD

INDIVIDUAL STATISTICS

	PASSING							
	Att.	Cmp.	Yds.	Pct.	TD	INT	LG	Rating
Dawson	224	131	2109	58.5	17	9	92	96.8
Lee	45	25	383	55.6	3	1	61	97.1
Garrett	1	0	0	0.0	0	1	0	0.0
CHIEFS TOTAL	270	156	2492	57.8	20	11	92	96.3
Opp. Total	461	214	3562	46.4	14	37	—	49.6
	PASS RECEIVING							
	No.	Yds.	Avg.	LG	TD			
Garrett	33	359	10.9	43	3			
Pitts	30	655	21.8	90	6			
Richardson	22	494	22.5	92	6			
Taylor	20	420	21.0	67	4			
Holmes	19	201	10.6	43	0			
Hayes	12	108	9.0	22	1			
Arbanas	11	189	17.2	48	0			
McClinton	3	-4	-1.3	5	0			
Coan	2	26	13.0	19	0			
Coan	2	15	7.5	12	0			
Wilson	1	14	14.0	14	0			
Smith	1	15	15.0	15	0			
CHIEFS TOTAL	156	2492	16.0	92	20			
Opp. Total	214	3562	16.6	—	14			
	RUSHING							
	No.	Yds.	Avg.	LG	TD			
Holmes	174	866	5.0	76	7			
Garrett	164	564	3.4	37	3			
Hayes	85	340	4.0	25	4			
Coan	40	160	4.0	24	1			
Pitts	11	107	9.7	28	0			
McClinton	24	107	4.5	19	0			
Taylor	5	41	8.2	30	1			
Dawson	28	40	2.0	22	0			
Arbanas	3	14	4.7	8	0			
Livingston	2	2	1.0	3	0			
Wilson	5	1	0.2	1	0			
Smith	2	-2	-1.0	1	0			
Richardson	1	-3	-3.0	-3	0			
Low	1	-10	-10.0	-10	0			
CHIEFS TOTAL	537	2227	4.1	76	16			
Opp. Total	365	1266	3.5	—	4			
TEAM LEADERS								
Scoring: Jan Stenerud	129 pts: 39 PATS, 30 FGs							
INTs: Johnny Robinson	6-40 yds., 0 TDs							
Punting: Jerrel Wilson	63-2841 yds., 45.1 avg., 70 LG							
Punt Returns: Noland Smith	18-270 yds., 15.0 avg., 1 TD							
Kickoff Returns: Noland Smith	23-549 yds., 23.9 avg., 0 TDs							



AMERICAN FOOTBALL LEAGUE



NATIONAL FOOTBALL LEAGUE

Western Division				
	W	L	T	Pct.
Oakland	12	2	0	.857
Kansas City	12	2	0	.857
San Diego	9	5	0	.643
Denver	5	9	0	.357
Cincinnati	3	11	0	.214
Eastern Division				
	W	L	T	Pct.
N.Y. Jets	11	3	0	.786
Houston	7	7	0	.500
Miami	5	8	1	.385
Boston	4	10	0	.286
Buffalo	1	12	1	.077
AFL Western Division Playoff				
OAKLAND 41, Kansas City 6				
AFL Championship				
N.Y. JETS 27, Oakland 23				
NFL Championship				
Baltimore 34, CLEVELAND 0				
Super Bowl III				
N.Y. Jets 16, Baltimore 7				

Western Conference				
	W	L	T	Pct.
Coastal Division				
Baltimore	13	1	0	.929
Los Angeles	10	3	1	.769
San Francisco	7	6	1	.538
Atlanta	2	12	0	.143
Central Division				
Minnesota	8	6	0	.571
Chicago	7	7	0	.500
Green Bay	6	7	1	.462
Detroit	4	8	2	.333
Eastern Conference				
	W	L	T	Pct.
Dallas	12	2	0	.857
N.Y. Giants	7	7	0	.500
Washington	5	9	0	.357
Philadelphia	2	12	0	.143
Century Division				
Cleveland	10	4	0	.714
St. Louis	9	4	1	.692
New Orleans	4	9	1	.308
Pittsburgh	2	11	1	.154

1967 KANSAS CITY CHIEFS

Head Coach: Hank Stram



Preseason		Record: 4-1
8/5	W 24-9 at Houston	36,362
8/12	W 30-17 N.Y. Jets (Birmingham, AL)	53,109
8/19	W 48-0 Oakland (Portland, OR)	13,352
8/23	W 66-24 CHICAGO	33,041
9/1	L 24-44 at L.A. Rams	73,990
Regular Season		Record: 9-5 (2nd - AFL West)
9/9	W 25-20 at Houston (Sat.) (N)	28,003
9/24	W 24-0 at Miami	36,272
10/1	L 21-23 at Oakland	50,268
10/8	W 41-0 MIAMI	45,291
10/15	L 31-45 at San Diego	45,365
10/22	L 19-24 HOUSTON	46,365
10/29	W 52-9 DENVER	44,002
11/5	W 42-18 N.Y. JETS	46,642
11/12	W 33-10 at Boston	23,010
11/19	L 16-17 SAN DIEGO	46,738
11/23	L 22-44 OAKLAND (Thur.) (Thanksgiving)	44,020
12/3	W 23-13 BUFFALO	41,948
12/10	W 21-7 at N.Y. Jets	62,891
12/17	W 38-24 at Denver	31,660

REGULAR STARTERS

OFFENSE		DEFENSE	
WR	Chris Burford	LE	Jerry Mays
LT	Jim Tyrer	LT	Andy Rice
LG	Ed Budde		Ed Lothamer
C	Jon Gilliam	RT	Buck Buchanan
RG	Curt Merz	RE	Chuck Hurston
RT	Dave Hill	LLB	Bobby Bell
TE	Fred Arbanas	MLB	Sherrill Headrick
WR	Gloster Richardson	RLB	E.J. Holub
	Otis Taylor	LCB	Ermitt Thomas
QB	Len Dawson	RCB	Willie Mitchell
RB	Mike Garrett	LS	Bobby Hunt
RB	Curtis McClinton	RS	Johnny Robinson
K	Jan Stenerud	P	Jerrel Wilson
			Wayne Walker

ALL-STARS IN BOLD



AMERICAN FOOTBALL LEAGUE

Western Division				
	W	L	T	Pct.
Oakland	13	1	0	.929
Kansas City	9	5	0	.643
San Diego	8	5	1	.615
Denver	3	11	0	.214
Eastern Division				
	W	L	T	Pct.
Houston	9	4	1	.692
N.Y. Jets	8	5	1	.615
Buffalo	4	10	0	.286
Miami	5	8	1	.385
Boston	3	10	1	.231

AFL Championship

OAKLAND 40, Houston 7

NFL Championship

GREEN BAY 21, Dallas 17

Super Bowl II

Green Bay 33, Oakland 14



NATIONAL FOOTBALL LEAGUE

Western Conference				
	W	L	T	Pct.
Los Angeles	11	1	2	.917
Baltimore	11	1	2	.917
San Francisco	7	7	0	.500
Atlanta	1	12	1	.077
Central Division				
	W	L	T	Pct.
Green Bay	9	4	1	.692
Chicago	7	6	1	.538
Detroit	5	7	2	.417
Minnesota	3	8	3	.273
Eastern Conference				
	W	L	T	Pct.
Dallas	9	5	0	.643
Philadelphia	6	7	1	.462
Washington	5	6	3	.455
New Orleans	3	11	0	.214
Century Division				
	W	L	T	Pct.
Cleveland	9	5	0	.643
N.Y. Giants	7	7	0	.500
St. Louis	6	7	1	.462
Pittsburgh	4	9	1	.308

TEAM STATISTICS

	CHIEFS	OPP.			
TOTAL FIRST DOWNS	251	221			
Rushing	116	73			
Passing	117	132			
Penalty	18	16			
TOTAL NET YARDS	4490	3944			
Avg. Per Game	320.7	281.7			
Total Plays	872	843			
Avg. Per Play	5.1	4.7			
NET YARDS RUSHING	2018	1408			
Avg. Per Game	144.1	100.6			
Total Rushes	462	343			
Avg. Per Play	4.4	4.1			
NET YARDS PASSING	2472	2536			
Avg. Per Game	176.6	181.1			
Sacked/Yards Lost	32/301	38/354			
Attempts/Completions	2773	2536			
Pct. of Completions	55.8	49.6			
Had Intercepted	19	31			
PUNTS/AVERAGE	51/41.3	60/42.3			
PUNT RETURNS/YARDS	33/245	31/331			
KICKOFF RETURNS/YARDS	53/1245	55/1207			
PENALTIES/YARDS	28/680	27/747			
FUMBLES/LOST	28/8	27/11			
TOUCHDOWNS	49	30			
Rushing	18	10			
Passing	26	13			
Returns	5	7			
SAFETIES	1	0			
SCORE BY PERIODS	1	2	3	4	Total
CHIEFS TOTAL	87	143	83	95	408
Opp. Total	61	91	6	66	254

INDIVIDUAL STATISTICS

	PASSING							Rating
	Att.	Cmp.	Yds.	Pct.	TD	INT	LG	
Dawson	357	206	2851	57.7	24	17	71	83.5
Lee	19	6	105	31.6	1	2	29	29.6
Garrett	4	1	17	25.0	1	0	17	84.4
Others	2	0	0	0.0	0	0	0	39.6
CHIEFS TOTAL	382	213	2773	55.8	26	26	71	73.2
Opp. Total	462	229	2536	49.6	13	31	—	47.7
	PASS RECEIVING					LG	TD	
	No.	Yds.	Avg.	LG	TD			
Taylor	59	958	16.2	71	11			
Garrett	46	261	5.7	34	1			
McClinton	26	219	8.4	25	1			
Burford	25	389	15.6	55	3			
Arbanas	20	295	14.8	43	5			
G. Thomas	13	99	7.6	27	2			
Richardson	12	312	26.0	56	2			
Coan	5	41	8.2	24	0			
Pitts	4	131	32.8	59	1			
Carolan	2	26	13.0	23	0			
N. Smith	1	42	42.0	42	0			
CHIEFS TOTAL	213	2773	13.0	71	26			
Opp. Total	229	2536	11.1	—	13			
	RUSHING					LG	TD	
	No.	Yds.	Avg.	LG	TD			
Garrett	236	1087	4.6	58	9			
McClinton	97	392	4.0	34	2			
Coan	63	275	4.4	38	4			
G. Thomas	35	133	3.8	19	1			
Dawson	20	68	3.4	24	0			
Taylor	5	29	5.8	24	1			
Pitts	3	19	6.3	15	1			
Wilson	1	10	10.0	10	0			
N. Smith	1	8	8.0	8	0			
Lee	1	-3	-3.0	-3	0			
CHIEFS TOTAL	462	2018	4.5	58	18			
Opp. Total	343	1408	4.1	—	10			
TEAM LEADERS								
Scoring:	Jan Stenerud	108	pts:	45 PATS, 21 FGs				
INTs:	Fletcher Smith	6-150	yds.,	0 TDs				
Punting:	Jerrel Wilson	41-1739	yds.,	42.4 avg., 59 LG				
Punt Returns:	Noland Smith	26-212	yds.,	8.2 avg., 0 TDs				
Kickoff Returns:	Noland Smith	41-1148	yds.,	28.0 avg., 1 TD				

1966 KANSAS CITY CHIEFS

Head Coach: Hank Stram



Preseason Record: 4-0

8/6 W 32-30	at Denver	17,771
8/12 W 33-0	at Miami	34,277
8/20 W 31-21	San Diego (Anaheim, CA)	36,038
8/27 W 31-20	HOUSTON	25,270

Regular Season Record: 11-2-1 (1st - AFL West)

9/11 W 42-20	at Buffalo	42,023
9/18 W 32-10	at Oakland	50,746
9/25 W 43-24	at Boston	22,641
10/2 L 14-29	BUFFALO	43,885
10/8 W 37-10	DENVER (Sat.) (N)	33,929
10/16 L 13-34	OAKLAND	33,057
10/23 W 56-10	at Denver	26,196
10/30 W 48-23	HOUSTON	31,676
11/6 W 24-14	SAN DIEGO	40,986
11/13 W 34-16	MIAMI	34,063
11/20 T 27-27	BOSTON	41,475
11/27 W 32-24	at N.Y. Jets	60,318
12/11 W 19-18	at Miami	17,881
12/18 W 27-17	at San Diego	28,348

AFL Championship Game

1/1 W 31-7	at Buffalo	42,080
------------	------------	--------

Super Bowl I

1/15 L 10-35	Green Bay (Los Angeles Coliseum)	61,946
--------------	----------------------------------	--------

TEAM STATISTICS

	CHIEFS	OPP.			
TOTAL FIRST DOWNS	266	222			
Rushing	106	75			
Passing	140	125			
Penalty	20	22			
TOTAL NET YARDS	5114	3970			
Avg. Per Game	365.3	283.6			
Total No. Plays	846	873			
Avg. Per Play	6.0	4.6			
NET YARDS RUSHING	2274	1356			
Avg. Per Game	162.4	96.9			
Total Rushes	459	353			
Avg. Per Play	5.2	3.8			
NET YARDS PASSING	2840	2614			
Avg. Per Game	202.9	186.7			
Sacked/Yards Lost	30/283	26/262			
Gross Yards	3123	2616			
Attempts/Completions	377/199	494/226			
Pct. of Completions	52.8	45.8			
Had Intercepted	15	33			
PUNTS/AVERAGE	62/43.8	69/41.3			
PUNT RETURNS/YARDS	31/276	36/359			
KICKOFF RETURNS/YARDS	54/114	84/2045			
PENALTIES/YARDS	61/680	56/592			
FUMBLES/LOST	21/16	21/6			
TOUCHDOWNS	55	32			
Rushing	19	10			
Passing	31	18			
Returns	5	4			
SAFETIES	0	0			
SCORE BY PERIODS	1	2	3	4	Total
CHIEFS TOTAL	158	80	94	116	448
Opp. Total	33	115	50	78	276

REGULAR STARTERS

OFFENSE		DEFENSE	
WR	Chris Burford	LE	Jerry Mays
LT	Jim Tyrer	LT	Andy Rice
LG	Ed Budde		Ed Lothamer
C	Jon Gilliam	RT	Buck Buchanan
	Wayne Frazier	RE	Chuck Hurston
RG	Curt Merz	LLB	Bobby Bell
RT	Dave Hill	MLB	Sherrill Headrick
TE	Fred Arbanas	RLB	E.J. Holub
WR	Otis Taylor	LCB	Fred Williamson
QB	Len Dawson	RCB	Willie Mitchell
RB	Mike Garrett	SS	Bobby Hunt
RB	Curtis McClinton	FS	Johnny Robinson
K	Mike Mercer	P	Jerrel Wilson
	Tommy Brooker		

ALL-STAR IN BOLD



AMERICAN FOOTBALL LEAGUE

Western Division

	W	L	T	Pct.
Kansas City	11	2	1	.846
Oakland	8	5	1	.615
San Diego	7	6	1	.538
Denver	4	10	0	.286

Eastern Division

	W	L	T	Pct.
Buffalo	9	4	1	.692
Boston	8	4	2	.667
N.Y. Jets	6	6	2	.500
Houston	3	11	0	.214
Miami	3	11	0	.214

AFL Championship

Kansas City 31, BUFFALO 7

NFL Championship

Green Bay 34, DALLAS 27

Super Bowl I

Green Bay 35, Kansas City 10



NATIONAL FOOTBALL LEAGUE

Western Conference

	W	L	T	Pct.
Green Bay	12	2	0	.857
Baltimore	9	5	0	.643
Los Angeles	8	6	0	.571
San Francisco	6	6	2	.500
Chicago	5	7	2	.417
Detroit	4	9	1	.308
Minnesota	4	9	1	.308

Eastern Conference

	W	L	T	Pct.
Dallas	10	3	1	.769
Cleveland	9	5	0	.643
Philadelphia	9	5	0	.643
St. Louis	8	5	1	.615
Washington	7	7	0	.500
Pittsburgh	5	8	1	.385
Atlanta	3	11	0	.214
N.Y. Giants	1	12	1	.077

INDIVIDUAL STATISTICS

	PASSING							
	Att.	Cmp.	Yds.	Pct.	TD	INT	LG	Rating
Dawson	284	159	2527	56.0	26	10	89	101.9
Beathard	90	394	578	43.3	4	4	77	61.3
Coan	1	1	18	100.0	1	0	18	158.3
Garrett	1	0	0	0.0	0	0	0	39.6
Taylor	1	0	0	0.0	0	0	0	0.0
CHIEFS TOTAL	377	199	3123	52.8	31	15	89	91.3
Opp. Total	494	226	2616	45.8	18	33	—	46.3

	PASS RECEIVING				
	No.	Yds.	Avg.	LG	TD
Taylor	58	1297	22.4	89	8
Burford	58	758	13.1	38	8
Arbanas	22	305	13.9	36	4
McClinton	19	285	15.0	68	5
Coan	18	131	7.3	20	2
Garrett	15	175	11.7	36	1
Carolant	7	154	22.0	45	3
Pitts	1	11	11.0	11	0
Wilson	1	7	7.0	7	0
CHIEFS TOTAL	199	3123	14.2	89	31
Opp. Total	226	2614	11.5	—	18

	RUSHING				
	No.	Yds.	Avg.	LG	TD
Garrett	147	801	5.5	77	6
McClinton	140	540	3.9	49	4
Coan	96	521	5.4	57	7
Dawson	24	167	7.0	18	0
Beathard	20	152	7.6	52	1
G. Thomas	7	53	7.6	28	1
Taylor	2	33	16.5	19	0
Wilson	3	7	2.3	5	0
CHIEFS TOTAL	439	2274	5.2	77	19
Opp. Total	353	1356	3.8	—	10

TEAM LEADERS

Scoring: Mike Mercer	93 pts: 33 PATS, 20 FGs
INTS: Johnny Robinson	10-136 yds., 1 TD
Bobby Hunt	10-113 yds., 0 TDs
Punting: Jerrel Wilson	61-2715 yds., 44.5 avg., 69 LG
Punt Returns: Mike Garrett	17-139 yds., 8.2 avg., 1 TD
Kickoff Returns: Enmitt Thomas	29-673 yds., 23.2 avg., 0 TDs

1965 KANSAS CITY CHIEFS

Head Coach: Hank Stram

7-5-2

Preseason		Record: 3-2
8/7 W	30-24 at Denver	17,077
8/15 L	10-31 SAN DIEGO	13,132
8/22 L	6-23 at Oakland	13,592
8/28 W	18-16 Buffalo (Wichita, KS)	8,630
9/4 W	34-7 BOSTON	15,157
Regular Season		Record: 7-5-2 (3rd - AFL West)
9/12 L	10-37 at Oakland	18,659
9/18 W	14-10 at N.Y. Jets (Sat.) (N)	53,658
9/26 T	10-10 at San Diego	28,126
10/3 W	27-17 BOSTON	26,773
10/10 W	31-23 at Denver	31,001
10/17 L	7-23 BUFFALO	26,941
10/24 L	36-38 at Houston	34,670
10/31 W	14-7 OAKLAND	18,354
11/7 L	10-13 N.Y. JETS	25,523
11/14 W	31-7 SAN DIEGO	21,968
11/21 T	10-10 at Boston	13,056
11/28 W	52-21 HOUSTON	16,459
12/12 L	25-34 at Buffalo	40,298
12/19 W	45-35 DENVER	14,421

TEAM STATISTICS

	CHIEFS	OPP.			
FIRST DOWNS	228	200			
Rushing	101	67			
Passing	119	112			
Penalty	8	24			
TOTAL NET YARDS	4290	3749			
Avg. Per Game	306.4	267.8			
Total Plays	633	647			
Avg. Per Play	5.2	4.4			
NET YARDS RUSHING	1736	1265			
Avg. Per Game	124.0	97.6			
Total Rushes	417	383			
Avg. Per Play	4.2	3.6			
NET YARDS PASSING	2554	2457			
Avg. Per Game	162.4	175.5			
Sacked/Yards Lost	343	299			
Gross Yards	2897	2756			
Attempts/Completions	409/200	438/203			
Pct. of Completions	48.9	46.3			
Had Intercepted	20	20			
PUNTS/AVERAGE	72/44.6	62/44.3			
PUNT RETURNS/YARDS	35/422	29/14.9			
KICKOFF RETURNS/YARDS	46/1043	55/1182			
PENALTIES/YARDS	70/728	60/623			
FUMBLES/LOST	33/21	25/13			
TOUCHDOWNS	40	34			
Rushing	15	14			
Passing	22	18			
Returns	3	2			
SAFETIES	0	0			
SCORE BY PERIODS	1	2	3	4	Total
CHIEFS TOTAL	90	81	37	114	322
Opp. Total	33	64	76	112	285

REGULAR STARTERS

OFFENSE		DEFENSE	
WR	Chris Burford	LE	Jerry Mays
LT	Jim Tyrer	LT	Ed Lothamer
LG	Ed Budde	RT	Buck Buchanan
C	Jon Gilliam	RE	Mel Branch
RG	Curt Merz	LLB	Bobby Bell
RT	Dave Hill	MLB	Sherrill Headrick
TE	Fred Arbanas	RLB	E.J. Holub
WR	Frank Jackson	LCB	Fred Williamson
QB	Len Dawson	RCB	Willie Mitchell
RB	Mack Lee Hill	LS	Bobby Hunt
RB	Curtis McClinton	RS	Johnny Robinson
K	Tommy Brooker	P	Jerrel Wilson

ALL-STAR IN BOLD



AMERICAN FOOTBALL LEAGUE

Western Division

	W	L	T	Pct.
San Diego	9	2	3	.818
Oakland	8	5	1	.615
Kansas City	7	5	2	.583
Denver	4	10	0	.286

Eastern Division

	W	L	T	Pct.
Buffalo	10	3	1	.769
N.Y. Jets	5	8	1	.385
Boston	4	8	2	.333
Houston	4	10	0	.286

NFL Western Conference Playoff
GREEN BAY 13, Baltimore 10*

AFL Championship

Buffalo 23, SAN DIEGO 0

NFL Championship

GREEN BAY 23, Cleveland 12



NATIONAL FOOTBALL LEAGUE

Western Conference

	W	L	T	Pct.
Green Bay	10	3	1	.769
Baltimore	10	3	1	.769
Chicago	9	5	0	.643
San Francisco	7	6	1	.538
Minnesota	7	7	0	.500
Detroit	6	7	1	.462
Los Angeles	4	10	0	.286

Eastern Conference

	W	L	T	Pct.
Cleveland	11	3	0	.786
Dallas	7	7	0	.500
N.Y. Giants	7	7	0	.500
Washington	6	8	0	.429
Philadelphia	5	9	0	.357
St. Louis	5	9	0	.357
Pittsburgh	2	12	0	.143

INDIVIDUAL STATISTICS

	PASSING							Rating
	Att.	Cmp.	Yds.	Pct.	TD	INT	LG	
Dawson	305	163	2262	53.4	21	14	67	81.3
Beathard	89	36	632	40.5	1	6	73	41.1
McClinton	15	0	0	0	0	0	0	39.6
CHIEFS TOTAL	395	199	2543	50.4	22	20	73	68.3
Opp. Total	438	203	2457	46.3	18	20	—	58.6

PASS RECEIVING

	No.	Yds.	Avg.	LG	TD
Burford	47	575	12.2	57	6
McClinton	37	590	15.9	69	3
Jackson	28	440	15.7	73	1
Taylor	26	446	17.2	48	5
Arbanas	24	418	17.4	67	4
Hill	21	264	12.6	46	1
Coan	9	85	9.4	23	2
Carolann	6	65	10.8	14	0
Pitts	1	11	11.0	11	0

CHIEFS TOTAL	199	2894	14.5	73	22
Opp. Total	203	2457	12.1	—	18

RUSHING

	No.	Yds.	Avg.	LG	TD
McClinton	175	651	3.8	48	6
Hill	125	627	5.0	66	2
Dawson	43	142	3.3	40	2
Coan	45	137	3.0	21	1
Beathard	25	138	5.5	26	4
Taylor	2	17	8.5	15	0
Jackson	1	26	26.0	26	0
Wilson	2	4	2.0	3	0
CHIEFS TOTAL	418	1752	4.2	66	15
Opp. Total	383	1366	3.6	—	14

TEAM LEADERS

Scoring: Tommy Brooker	76 pts: 37 PATs, 13 FGs
INTs: Fred Williamson	6-89 yds., 0 TDs
Punting: Jerrel Wilson	68-3132 yds., 46.1 avg., 64 LG
Punt Returns: Willie Mitchell	19-242 yds., 12.7 avg., 1 TD
Kickoff Returns: Bert Coan	19-479 yds., 25.2 avg., 0 TDs

1964 KANSAS CITY CHIEFS

Head Coach: Hank Stram



Preseason Record: 4-1

8/9 W	21-14	at Oakland	11,118
8/14 W	24-21	at Buffalo	17,738
8/22 L	14-26	SAN DIEGO	28,653
8/28 W	14-10	Denver (Wichita, KS)	19,500
9/3 W	27-17	at Houston	17,450

Regular Season Record: 7-7 (2nd - AFC West)

9/13 L	17-34	at Buffalo	30,157
9/27 W	21-9	at Oakland	18,163
10/4 W	28-7	HOUSTON	22,727
10/11 L	27-33	at Denver	16,285
10/18 L	22-35	BUFFALO	20,904
10/23 L	7-24	at Boston (Fri.) (N)	27,400
11/1 W	49-39	DENVER	15,053
11/8 W	42-7	OAKLAND	21,023
11/15 L	14-28	SAN DIEGO	19,792
11/22 W	28-19	at Houston	17,782
11/29 L	14-27	at N.Y. Jets	38,135
12/6 L	24-31	BOSTON	13,166
12/13 W	49-6	at San Diego	26,562
12/20 W	24-7	N.Y. JETS	14,316

TEAM STATISTICS

	CHIEFS	OPP.			
TOTAL FIRST DOWNS	244	204			
Rushing	88	76			
Passing	142	117			
Penalty	14	11			
TOTAL NET YARDS	4710	3935			
Avg. Per Game	336.4	281.1			
Total Plays	871	856			
Avg. Per Play	5.4	4.6			
NET YARDS RUSHING	1839	1315			
Avg. Per Game	131.4	93.9			
Total Rushes	411	347			
Avg. Per Play	4.5	3.7			
NET YARDS PASSING	2871	2620			
Avg. Per Game	205.1	187.1			
Sacked/Yards Lost	44/450	28/279			
Gross Yards	3321	2899			
Attempts/Completions	412/228	443/218			
Pct. of Completions	55.3	49.2			
Had Intercepted	21	28			
PUNTS/AVERAGE	78/42.6	78/40.7			
PUNT RETURNS/YARDS	40/377	32/242			
KICKOFF RETURNS/YARDS	58/1244	62/1449			
PENALTIES/YARDS	56/604	47/460			
FUMBLES/LOST	37/19	30/19			
TOUCHDOWNS	49	38			
Rushing	14	9			
Passing	32	25			
Returns	3	4			
SAFETIES	0	0			
SCORE BY PERIODS	1	2	3	4	Total
CHIEFS TOTAL	60	106	106	94	366
Opp. Total	70	72	84	80	306

REGULAR STARTERS

OFFENSE		DEFENSE	
WR	Chris Burford	LE	Bobby Bell
LT	Jim Tyrer	LT	Jerry Mays
LG	Ed Budde	RT	Buck Buchanan
C	Jon Gilliam	RE	Mel Branch
RG	Al Reynolds	LLB	E.J. Holub
	Curt Merz	MLB	Sherrill Headrick
RT	Dave Hill	RLB	Walt Corey
TE	Fred Arbanas	LCB	Duane Wood
WR	Frank Jackson	RCB	Dave Grayson
QB	Len Dawson	SS	Bobby Hunt
RB	Mack Lee Hill	FS	Johnny Robinson
	Jack Spikes	P	Jarrel Wilson
RB	Curtis McClinton		
K	Tommy Brooker		

ALL-STAR IN BOLD

INDIVIDUAL STATISTICS

	PASSING							
	Att.	Cmp.	Yds.	Pct.	TD	INT	LG	Rating
Dawson	354	199	2879	56.2	30	18	72	89.9
E. Wilson	47	25	392	53.2	1	1	55	79.4
Beathard	9	4	50	44.4	1	2	22	59.7
Haynes	1	0	0	0.0	0	0	0	39.6
Spikes	1	0	0	0.0	0	0	0	39.6
CHIEFS TOTAL	412	228	2871	55.3	32	21	72	82.0
Opp. Total	443	218	2620	49.2	25	28	—	65.3

	PASS RECEIVING				
	No.	Yds.	Avg.	LG	TD
Jackson	62	943	15.2	72	9
Burford	51	675	13.2	55	7
Haynes	38	562	14.8	59	3
Arbanas	34	866	20.2	68	8
M. Hill	19	144	7.6	34	2
McClinton	13	221	17.0	66	2
Spikes	5	17	3.4	6	0
Carolan	3	54	18.0	25	1
Coan	2	8	4.0	4	0
J. Wilson	1	11	11.0	11	0
CHIEFS TOTAL	228	3321	14.5	72	32
Opp. Total	218	2620	12.0	—	25

	RUSHING				
	No.	Yds.	Avg.	LG	TD
Haynes	137	713	5.2	80	5
M. Hill	105	567	5.4	71	4
McClinton	72	252	3.5	30	1
Spikes	34	113	3.3	13	0
Dawson	39	95	2.4	18	2
Coan	11	56	5.1	37	2
Beathard	4	43	10.8	41	0
Jackson	2	5	2.5	12	0
E. Wilson	6	5	0.8	8	0
J. Wilson	1	-10	-10.0	-10	0
CHIEFS TOTAL	411	1839	4.5	80	14
Opp. Total	387	1315	3.4	—	9

TEAM LEADERS

Scoring: Tommy Brooker 70 pts: 46 PATs, 8 FGs
 INTs: Dave Grayson 7-187 yds., 0 TDs
 Bobby Hunt 7-133 yds., 1 TD
 Punting: Jarrel Wilson 60-2628 yds., 43.8 avg., 72 LG
 Punt Returns: Willie Mitchell 18-167 yds., 9.3 avg., 0 TDs
 Kickoff Returns: Dave Grayson 30-679 yds., 22.6 avg., 0 TDs



AMERICAN FOOTBALL LEAGUE

Western Division

	W	L	T	Pct.
San Diego	8	5	1	.615
Kansas City	7	7	0	.500
Oakland	5	7	2	.471
Denver	2	11	1	.154

Eastern Division

	W	L	T	Pct.
Buffalo	12	2	0	.857
Boston	10	3	1	.769
N.Y. Jets	5	8	1	.385
Houston	4	10	0	.286

AFL Championship

BUFFALO 20, San Diego 7

NFL Championship

CLEVELAND 27, Baltimore 0



NATIONAL FOOTBALL LEAGUE

Western Conference

	W	L	T	Pct.
Baltimore	12	2	0	.857
Green Bay	8	5	1	.615
Minnesota	8	5	1	.615
Detroit	7	5	2	.583
Los Angeles	5	7	2	.417
Chicago	5	9	0	.357
San Francisco	4	10	0	.286

Eastern Conference

	W	L	T	Pct.
Cleveland	10	3	1	.769
St. Louis	9	3	2	.750
Philadelphia	6	8	0	.429
Washington	6	8	0	.429
Dallas	5	8	1	.385
Pittsburgh	5	9	0	.357
N.Y. Giants	2	10	2	.167

1963 KANSAS CITY CHIEFS

Head Coach: Hank Stram

572

Preseason		Record: 3-2
8/3	L 14-26 at San Diego	25,862
8/9	W 7-13 BUFFALO	5,721
8/17	W 35-21 Oakland (Seattle, WA)	13,500
8/23	W 30-16 DENVER	6,885
8/30	L 17-23 Houston	11,000
Regular Season		Record: 5-7-2 (3rd - AFL West)
9/7	W 59-7 at Denver (Sat.) (N)	21,115
9/22	T 27-27 at Buffalo	33,487
9/29	L 10-24 at San Diego	22,654
10/6	W 28-7 HOUSTON	27,801
10/13	L 26-35 BUFFALO	25,519
10/20	L 17-38 SAN DIEGO	30,107
10/27	L 7-28 at Houston	26,331
11/3	L 7-10 at Oakland	18,919
11/8	L 7-22 OAKLAND (Fri.) (N)	24,897
11/17	T 24-24 at Boston	17,270
12/1	L 0-17 at N.Y. Jets	18,824
12/8	W 52-21 DENVER	17,443
12/14	W 35-3 BOSTON (Sat.)	12,598
12/22	W 48-0 N.Y. JETS	12,202

REGULAR STARTERS

OFFENSE		DEFENSE	
WR	Chris Burford	LE	Bobby Bell
LT	Jim Tyrer	LT	Buck Buchanan
LG	Marvin Terrell		Paul Rochester
C	Jon Gilliam	RT	Jerry Mays
RG	Al Reynolds	RE	Mel Branch
	Curt Merz	LLB	E.J. Holub
RT	Dave Hill	MLB	Sherrill Headrick
	Charlie Diamond	RLB	Walt Corey
TE	Fred Arbanas	LCB	Duane Wood
WR	Frank Jackson	RCB	Dave Grayson
QB	Len Dawson	LS	Bobby Hunt
RB	Abner Haynes	RS	Johnny Robinson
RB	Curtis McClinton	P	Jerrel Wilson
K	Tommy Brooker		

ALL-STAR IN BOLD



AMERICAN FOOTBALL LEAGUE

Western Division

	W	L	T	Pct.
San Diego	11	3	0	.786
Oakland	10	4	0	.714
Kansas City	5	7	2	.417
Denver	2	11	1	.154

Eastern Division

	W	L	T	Pct.
Boston	7	6	1	.583
Buffalo	7	6	1	.583
Houston	6	8	0	.429
N.Y. Jets	5	8	1	.385

AFL Eastern Division Playoff

Boston 26, BUFFALO 8

AFL Championship

SAN DIEGO 51, Boston 10

NFL Championship

CHICAGO 14, N.Y. Giants 10



NATIONAL FOOTBALL LEAGUE

Western Conference

	W	L	T	Pct.
Chicago	11	1	2	.917
Green Bay	11	2	1	.846
Baltimore	8	6	0	.571
Detroit	5	8	1	.385
Minnesota	5	8	1	.385
Los Angeles	5	9	0	.357
San Francisco	2	12	0	.143

Eastern Conference

	W	L	T	Pct.
N.Y. Giants	11	3	0	.786
Cleveland	10	4	0	.714
St. Louis	9	5	0	.643
Pittsburgh	7	4	3	.636
Dallas	4	10	0	.286
Washington	3	11	0	.214
Philadelphia	2	10	2	.167

TEAM STATISTICS

	CHIEFS	OPP			
TOTAL FIRST DOWNS	250	228			
Rushing	94	83			
Passing	141	130			
Penalty	15	15			
TOTAL NET YARDS	4348	4167			
Avg. Per Game	310.6	299.1			
Total Plays	672	656			
Avg. Per Play	5.0	4.9			
NET YARDS RUSHING	1697	1558			
Avg. Per Game	121.2	111.3			
Total Rushes	400	397			
Avg. Per Play	4.2	3.9			
NET YARDS PASSING	2651	2629			
Avg. Per Game	189.4	187.8			
Sacked/Yards Lost	34/332	35/300			
Gross Yards	2983	2629			
Attempts/Completions	439/231	428/218			
Pct. of Completions	52.6	50.9			
Had Intercepted	22	25			
PUNTS/AVERAGE	62/43.1	70/40.2			
PUNT RETURNS/YARDS	26/259	32/345			
KICKOFF RETURNS/YARDS	47/1166	55/1322			
PENALTIES/YARDS	52/605	47/411			
FUMBLES/LOST	27/16	23/19			
TOUCHDOWNS	46	33			
Rushing	12	12			
Passing	30	18			
Returns	4	3			
SAFETIES	2	2			
SCORE BY PERIODS					
	1	2	3	4	Total
CHIEFS TOTAL	79	72	109	87	347
Opp. Total	29	107	51	76	263

INDIVIDUAL STATISTICS

	PASSING							
	Att.	Cmp.	Yds.	Pct.	TD	INT	LG	Rating
Dawson	352	190	2389	54.0	26	19	82	77.6
E. Wilson	82	39	537	47.6	3	2	48	71.4
McClinton	2	1	33	50.0	1	0	33	135.4
Haynes	2	1	24	50.0	0	0	24	93.8
Spikes	1	0	0	0.0	0	1	0	0.0
CHIEFS TOTAL	439	231	2651	52.6	30	22	82	72.9
Opp. Total	428	218	2629	50.9	18	25	—	58.7

PASS RECEIVING

	No.	Yds.	Avg.	LG	TD
Burford	68	824	12.1	69	9
Jackson	50	785	15.7	82	8
Arbanas	34	373	11.0	40	6
Haynes	33	470	14.2	73	2
McClinton	27	301	11.1	46	3
Spikes	11	125	11.4	30	1
Coan	2	35	17.5	31	0
Brooker	2	32	16.0	16	0
J. Wilson	2	21	10.5	15	0
D. Johnson	2	17	8.5	11	1
CHIEFS TOTAL	231	2983	12.9	82	30
Opp. Total	218	2629	12.1	—	18

RUSHING

	No.	Yds.	Avg.	LG	TD
McClinton	142	568	4.0	36	3
Haynes	99	352	3.6	46	4
Dawson	37	272	7.4	43	2
Spikes	84	257	3.1	15	2
Coan	17	100	5.9	51	0
Jackson	3	52	17.3	25	1
E. Wilson	8	45	5.6	21	0
J. Wilson	9	41	4.6	12	0
Burford	1	10	10.0	10	0
CHIEFS TOTAL	400	1697	4.2	51	12
Opp. Total	397	1558	3.9	—	12

TEAM LEADERS

Scoring:	Chris Burford	56 pts	9 TDs,	1 PAT (2 pt)
INTs:	Bobby Hunt	6-228 yds.,	0 TDs	
Punting:	Jerrel Wilson	77-3292 yds.,	42.7 avg.,	70 LG
Punt Returns:	Frank Jackson	11-95 yds.,	8.6 avg.,	0 TDs
Kickoff Returns:	Dave Grayson	20-564 yds.,	28.2 avg.,	1 TD

1962 DALLAS TEXANS

Head Coach: Hank Stram



Preseason		Record: 2-3	
8/4	W 13-3	Oakland (American Field, Atlanta)	8,000
8/11	L 0-17	at San Diego	28,555
8/18	W 22-6	Oakland (Midland, TX)	10,000
8/24	L *24-27	Denver (Ft. Worth, TX)	18,000
8/31	L 31-34	Houston (Orange Bowl, Miami)	27,530

Regular Season		Record: 11-3 (1st - AFL West)	
9/8	W 42-28	Boston (Sat.) (N)	32,000
9/23	W 26-16	at Oakland	12,500
9/30	W 41-21	BUFFALO	25,500
10/7	L 28-32	at San Diego	23,092
10/12	W 27-7	at Boston (Fri.) (N)	23,874
10/21	W 20-17	N.Y. TITANS	17,814
10/28	W 31-7	at Houston	31,750
11/4	L 6-14	HOUSTON	29,017
11/11	W 52-31	at N.Y. Titans	13,275
11/18	W 24-3	at Denver	23,523
11/25	W 35-7	OAKLAND	13,557
12/2	L 14-23	at Buffalo	35,261
12/9	W 17-10	DENVER	19,137
12/16	W 26-17	SAN DIEGO	18,384

AFL Championship Game			
12/23	W *20-17	at Houston	37,981

TEAM STATISTICS

	TEXANS	OPP.			
TOTAL FIRST DOWNS	259	236			
Rushing	119	76			
Passing	125	143			
Penalty	15	20			
TOTAL NET YARDS	4862	3951			
Avg. Per Game	347.3	282.2			
Total Plays	840	848			
Avg. Per Play	5.8	4.7			
NET YARDS RUSHING	2407	1250			
Avg. Per Game	171.9	89.3			
Total Rushes	479	351			
Avg. Per Play	5.0	3.6			
NET YARDS PASSING	2455	2701			
Avg. Per Game	175.4	192.9			
Sacked/Yards Lost	37/369	27/252			
Gross Yards	2824	2953			
Attempts/Completions	322/195	469/239			
Pct. of Completions	60.6	51.0			
Had Intercepted	17	32			
PUNTS/AVERAGE	54/36.1	55/41.1			
PUNT RETURNS/YARDS	27/236	26/219			
KICKOFF RETURNS/YARDS	37/955	72/1592			
PENALTIES/YARDS	66/644	74/650			
FUMBLES/LOST	26/14	32/17			
TOUCHDOWNS	59	29			
Rushing	21	14			
Passing	29	13			
Returns	0	2			
SAFETIES	28/14	28/11			
SCORE BY PERIODS					
	1	2	3	4	Total
TEXANS TOTAL	103	96	61	129	389
Opp. Total	45	72	59	57	233

REGULAR STARTERS

OFFENSE		DEFENSE	
WR	Chris Burford	LE	Curt Merz
LT	Jim Tyrer	LT	Paul Rochester
LG	Marvin Terrell	RT	Jerry Mays
C	Jon Gilliam	RE	Mel Branch
RG	Al Reynolds	LLB	E.J. Holub
RT	Charlie Diamond	MLB	Sherrill Headrick
TE	Fred Arbanas	RLB	Walt Corey
WR	Frank Jackson	LCB	Duane Wood
OB	Len Dawson	RCB	Dave Grayson
RB	Abner Haynes	LS	Bobby Hunt
RB	Curtis McClinton	RS	Johnny Robinson
K	Tommy Brooker	P	Jerral Wilson

ALL-STAR IN BOLD

INDIVIDUAL STATISTICS


	PASSING							
	Att.	Cmp.	Yds.	Pct.	TD	INT	LG	Rating
Dawson	310	189	2759	61.0	29	17	92	98.4
Wilson	11	6	65	54.5	0	0	22	72.1
Haynes	1	0	0	0.0	0	0	0	39.6
TEXANS TOTAL	322	195	2455	60.6	29	17	92	92.3
Opp. Total	469	239	2701	51.0	13	32	—	49.6

	PASS RECEIVING				
	No.	Yds.	Avg.	LG	TD
Burford	45	645	14.4	49	12
Haynes	39	573	14.7	78	6
Arbanas	29	469	16.2	47	6
McClinton	29	333	11.5	24	0
Miller	23	277	12.0	39	0
Jackson	10	177	17.7	62	1
Spikes	10	132	13.2	35	1
Saxton	5	64	12.8	33	0
Brooker	4	139	34.5	92	3
Robinson	1	16	16.0	16	0
TEXANS TOTAL	195	2824	14.5	92	29
Opp. Total	239	2701	11.3	—	13

	RUSHING				
	No.	Yds.	Avg.	LG	TD
Haynes	221	1049	4.8	71	13
McClinton	111	604	5.4	69	2
Dawson	38	252	6.6	22	3
Jackson	47	251	5.3	35	3
Spikes	57	232	4.1	17	0
Burford	1	13	13.0	13	0
Wilson	1	5	5.0	5	0
Saxton	3	1	0.3	9	0
TEXANS TOTAL	479	2407	5.0	71	21
Opp. Total	351	1250	3.6	—	16

TEAM LEADERS

Scoring: Abner Haynes	114 pts.	19 TDs, 0 PATs
INTs: Bobby Hunt	8-101 yds., 0 TDs	
Punting: Eddie Wilson	47-1691 yds., 36.0 avg., 52 LG	
Punt Returns: Frank Jackson	11-117 yds., 10.6 avg., 0 TDs	
Kickoff Returns: Dave Grayson	18-535 yds., 29.7 avg., 0 TDs	



AMERICAN FOOTBALL LEAGUE

	Western Division			
	W	L	T	Pct.
Dallas	11	3	0	.786
Denver	7	7	0	.500
San Diego	4	10	0	.286
Oakland	1	13	0	.071


	Eastern Division			
	W	L	T	Pct.
Houston	11	3	0	.786
Boston	9	4	1	.692
Buffalo	7	6	1	.583
N.Y. Titans	5	9	0	.357

AFL Championship

Dallas 20, HOUSTON 17**

NFL Championship

Green Bay 16, N.Y. GIANTS 7



NATIONAL FOOTBALL LEAGUE

	Western Conference			
	W	L	T	Pct.
Green Bay	13	1	0	.929
Detroit	11	3	0	.786
Chicago	9	5	0	.643
Baltimore	7	7	0	.500
San Francisco	6	8	0	.429
Minnesota	2	11	1	.154
Los Angeles	1	12	1	.077

	Eastern Conference			
	W	L	T	Pct.
N.Y. Giants	12	2	0	.857
Pittsburgh	9	5	0	.643
Cleveland	7	6	1	.538
Washington	5	7	2	.417
Dallas	5	8	1	.385
St. Louis	4	9	1	.308
Philadelphia	3	10	1	.231

1961 DALLAS TEXANS

Head Coach: Hank Stram



Preseason		Record: 4-1
8/5	W 39-28	N.Y. Titans (Cobb Stadium, Dallas) . . . 20,500
8/12	W 31-13	Denver (Midland, TX) 10,000
8/18	W 35-26	at Buffalo 33,376
8/25	W 29-27	Denver (Ft. Worth, TX) 20,000
9/3	L 10-31	at San Diego 15,232
Regular Season		Record: 6-8 (2nd - AFL West)
9/10	L 10-26	SAN DIEGO 24,500
9/24	W 42-35	at Oakland 6,700
10/1	W 26-21	HOUSTON 28,000
10/8	W 19-12	at Denver 14,500
10/15	L 24-27	at Buffalo 20,678
10/22	L 7-38	at Houston 23,228
10/29	L 17-18	BOSTON 20,500
11/3	L 21-28	at Boston (Fri.) (N) 25,063
11/12	L 20-30	BUFFALO 15,000
11/19	L 14-24	at San Diego 33,788
11/26	W 43-11	OAKLAND 14,500
12/3	L 7-28	at N.Y. Titans 14,117
12/10	W 49-21	DENVER 8,000
12/17	W 35-24	N.Y. TITANS 12,500

TEAM STATISTICS

	TEXANS	OPP			
TOTAL FIRST DOWNS	247	248			
Rushing	112	89			
Passing	122	139			
Penalty	13	20			
TOTAL NET YARDS	4759	4302			
Avg. Per Game	339.9	307.3			
Total Plays	862	884			
Avg. Per Play	5.5	4.9			
NET YARDS RUSHING	2183	1525			
Avg. Per Game	155.9	108.9			
Total Rushes	439	410			
Avg. Per Play	5.0	3.7			
NET YARDS PASSING	2576	3077			
Avg. Per Game	184.0	219.8			
Sacked/Yards Lost	24/239	34/300			
Gross Yards	2815	3377			
Attempts/Completions	399/177	439/219			
Pct. of Completions	44.4	49.9			
Had Intercepted	27	25			
PUNTS/AVERAGE	62/40.0	63/41.7			
PUNT RETURNS/YARDS	26/219	17/176			
KICKOFF RETURNS/YARDS	53/1465	65/1249			
PENALTIES/YARDS	89/875	62/819			
FUMBLES/LOST	32/18	31/18			
TOUCHDOWNS	45	44			
Rushing	23	18			
Passing	18	21			
Returns	4	5			
SAFETIES	0	0			
SCORE BY PERIODS					
	1	2	3	4	Total
TEXANS TOTAL	77	87	87	83	334
Opp. Total	36	127	41	139	343

REGULAR STARTERS

OFFENSE		DEFENSE	
WR	Chris Burford	LE	Paul Miller
LT	Charlie Diamond	LT	Paul Rochester
LG	Sid Fournet	RT	Ray Collins
C	Jim Barton	RE	Mel Branch
RG	Bill Krisher	LLB	E.J. Holub
RT	Jerry Cornelison	MLB	Sherrill Headrick
TE	Max Boydstrum	RLB	Smokey Stover
QB	Cotton Davidson	RLB	Walt Corey
LHB	Abner Haynes	LCB	Duane Wood
FB	Jack Spikes	RCB	David Webster
RHB	Johnny Robinson	LS	Don Flynn
K	Jack Spikes	RS	Jimmy Harris
		P	Cotton Davidson

ALL-STAR IN BOLD

INDIVIDUAL STATISTICS

	PASSING							Rating
	Att.	Cmp.	Yds.	Pct.	TD	INT	LG	
Davidson	330	151	2445	45.8	17	23	—	59.3
Duncan	67	25	361	37.3	1	3	—	41.9
Jackson	2	1	9	50.0	0	1	—	22.9
TEXANS TOTALS	399	177	2576	44.4	18	27	—	52.7
Opp. Total	439	219	2777	49.9	20	25	—	61.6

	PASS RECEIVING				
	No.	Yds.	Avg.	LG	TD
Burford	51	850	16.7	54	5
Robinson	35	601	17.2	71	5
Haynes	34	558	16.4	69	3
Dickinson	14	209	14.9	48	2
Jackson	13	171	13.2	52	2
Boydston	12	167	13.9	24	1
Spikes	8	136	17.0	46	0
Romeo	7	89	12.7	20	0
Pricer	2	21	10.5	11	0
Barnes	1	13	13.0	13	0
TEXANS TOTALS	177	2815	14.6	71	18
Opp. Total	219	2777	12.7	—	20

	RUSHING				
	No.	Yds.	Avg.	LG	TD
Haynes	179	841	4.7	59	9
Jackson	65	386	5.9	49	3
Spikes	39	334	8.6	74	5
Dickinson	71	263	3.7	65	3
Robinson	52	200	3.9	45	2
Davidson	21	123	5.9	40	1
Duncan	5	42	8.5	19	0
Pricer	5	13	2.6	5	0
Gilliam	1	-6	-6.0	-6	0
Burford	1	-13	-13.0	-13	0
TEXANS TOTALS	439	2183	4.9	74	23
Opp. Total	410	1525	3.7	—	18

TEAM LEADERS

Scoring: Jack Spikes 54 pts: 5 TDs, 10 PATs, 4 FGs
 INTs: David Webster 5-50 yds., 0 TDs
 Punting: Cotton Davidson 61-2475 yds., 40.6 avg., 62 LG
 Punt Returns: Abner Haynes 19-196 yds., 10.3 avg., 0 TDs
 Kickoff Returns: Dave Grayson 16-453 yds., 28.3 avg., 0 TDs



AMERICAN FOOTBALL LEAGUE

Western Division

	W	L	T	Pct.
San Diego	12	2	0	.857
Dallas	6	8	0	.429
Denver	3	11	0	.214
Oakland	2	12	0	.143

Eastern Division

	W	L	T	Pct.
Houston	10	3	1	.769
Boston	9	4	1	.692
N.Y. Titans	7	7	0	.500
Buffalo	6	8	0	.429

AFL Championship

Houston 10, SAN DIEGO 3

NFL Championship

GREEN BAY 37, N.Y. Giants 0



NATIONAL FOOTBALL LEAGUE

Western Conference

	W	L	T	Pct.
Green Bay	11	3	0	.786
Detroit	8	5	1	.615
Baltimore	8	6	0	.571
Chicago	8	6	0	.571
San Francisco	7	6	1	.538
Los Angeles	4	10	0	.286
Minnesota	3	11	0	.214

Eastern Conference

	W	L	T	Pct.
N.Y. Giants	10	3	1	.769
Philadelphia	10	4	0	.714
Cleveland	8	5	1	.615
St. Louis	7	7	0	.500
Pittsburgh	6	8	0	.429
Dallas	4	9	1	.308
Washington	1	12	1	.077

1960 DALLAS TEXANS

Head Coach: Hank Stram



Preseason		Record: 6-0
7/31 W	20-13 at Oakland	13,000
8/6 W	27-10 Houston (Tulsa, OK)	12,000
8/14 W	24-14 at Boston	11,000
8/20 W	38-14 N.Y. Titans (Abilene, TX)	8,000
8/27 W	48-0 Denver (Little Rock, AR)	5,500
9/2 W	24-3 HOUSTON	51,000
Regular Season		Record: 8-6 (2nd - AFL West)
9/10 L	20-21 at L.A. Chargers (Sat.) (N)	17,724
9/16 W	34-16 at Oakland (Fri.) (N)	8,021
9/25 W	17-0 L.A. CHARGERS	42,000
10/2 L	35-37 N.Y. TITANS	37,500
10/9 L	19-20 OAKLAND	21,000
10/16 L	10-20 at Houston	19,026
10/30 W	17-14 at Denver	13,102
11/6 W	45-28 at Buffalo	19,610
11/13 W	34-7 DENVER	21,000
11/18 L	14-42 at Boston (Fri.) (N)	14,721
11/24 L	35-41 at N.Y. Titans	14,344
12/4 W	24-0 HOUSTON	20,000
12/11 W	34-0 BOSTON	12,000
12/18 W	24-7 BUFFALO	18,000

TEAM STATISTICS

	TEXANS	OPP.
TOTAL FIRST DOWNS	272	253
Rushing	119	76
Passing	156	147
Penalty	17	30
TOTAL NET YARDS	4645	3882
Avg. Per Game	331.8	284.4
Total Plays	918	924
Avg. Per Play	5.1	4.3
NET YARDS RUSHING	1814	980
Avg. Per Game	129.6	70.0
Total Rushes	483	421
Avg. Per Play	3.8	2.3
*NET YARDS PASSING	2634	2644
Avg. Per Game	188.1	188.9
Yards Lost Att. to Pass	197	358
Gross Yards	2831	3002
Attempts/Completions	435/209	503/261
Pct. of Completions	48.0	51.9
Had Intercepted	19	32
PUNTS/AVERAGE	61/39.3	79/36.9
PUNT RETURNS/YARDS	33/496	27/151
KICKOFF RETURNS/YARDS	41/845	55/1330
PENALTIES/YARDS	87/143	59/569
FUMBLE/LOST	30/18	34/16
TOUCHDOWNS	46	35
Rushing	24	14
Passing	16	19
Returns	6	2
SAFETIES	0	0
SCORE BY PERIODS		
TEXANS TOTAL	61	106
Opp. Total	69	68
	59	57
	4	0
Total	362	352

*Reflects yards lost attempting to pass.

REGULAR STARTERS

OFFENSE		DEFENSE	
WR	Chris Burford	LE	Paul Miller
LT	Charlie Diamond	LT	Walter (Buffalo) Napier
LG	Sid Fournet	RT	Ray Collins
C	Jim Barton	RE	Mel Branch
RG	Bill Krisher	LLB	E.J. Holub
RT	Jerry Cornelison	MLB	Sherrill Headrick
TE	Bob Bryant	RLB	Smokey Stover
	Max Boydstrum		Walt Corey
QB	Cotton Davidson	LCB	Duane Wood
LHB	Abner Haynes	RCB	David Webster
FB	Jack Spikes	LS	Don Flynn
RHB	Johnny Robinson	RS	Jimmy Harris
K	Jack Spikes	P	Cotton Davidson

ALL-AFL IN BOLD*

*As selected by *The Sporting News*. No AFL All-Star game was played following the league's initial season in 1960.



AMERICAN FOOTBALL LEAGUE

Western Division

	W	L	T	Pct.
L.A. Chargers	10	4	0	.714
Dallas	8	6	0	.571
Oakland	6	8	0	.429
Denver	4	9	1	.308

Eastern Division

	W	L	T	Pct.
Houston	10	4	0	.714
N.Y. Titans	7	7	0	.500
Buffalo	5	8	1	.385
Boston	5	9	0	.357

AFL Championship

HOUSTON 24, L.A. Chargers 16

NFL Championship

PHILADELPHIA 17, Green Bay 13



NATIONAL FOOTBALL LEAGUE

Western Conference

	W	L	T	Pct.
Green Bay	8	4	0	.667
Detroit	7	5	0	.583
San Francisco	7	5	0	.583
Baltimore	6	6	0	.500
Chicago	5	6	1	.455
L.A. Rams	4	7	1	.364
Dallas	0	11	1	.000

Eastern Conference

	W	L	T	Pct.
Philadelphia	10	2	0	.833
Cleveland	8	3	1	.727
N.Y. Giants	6	4	2	.600
St. Louis	6	5	1	.545
Pittsburgh	5	6	1	.455
Washington	1	9	2	.100

INDIVIDUAL STATISTICS

	PASSING							
	Att.	Cmp.	Yds.	Pct.	TD	INT	LG	Rating
Davidson	379	179	2474	47.2	15	16	74	64.5
Enis	54	30	357	55.6	1	2	39	66.9
Haynes	1	0	0	0.0	0	0	0	39.6
Robinson	1	0	0	0.0	0	1	0	0.0
TEXANS TOTALS	435	209	2831	48.0	16	19	74	63.2
Opp. Total	406	209	2703	51.5	11	27	53	83.8
	PASS RECEIVING							
	No.	Yds.	Avg.	LG	TD			
Haynes	55	576	10.5	34	3			
Burford	46	789	17.2	57	5			
Robinson	41	611	14.9	74	4			
Boydston	29	357	12.3	25	3			
Spikes	11	158	14.4	25	0			
Johnson	10	174	17.4	36	1			
Bernet	4	49	12.3	15	0			
Dickinson	3	38	12.7	21	0			
Davidson	1	-1	-1.0	-1	0			
TEXANS TOTALS	209	2831	13.5	74	16			
Opp. Total	261	3002	11.5	—	19			

	RUSHING				
	No.	Yds.	Avg.	LG	TD
Haynes	156	875	5.6	67	9
Robinson	98	458	4.7	49	4
Spikes	115	457	4.0	36	5
Dickinson	35	143	4.1	31	1
Johnson	23	43	1.9	6	1
*Enis	12	-12	-1.0	11	3
*Davidson	31	-122	-3.9	7	1
Others	13	-28	-2.2	—	0
TEXANS TOTALS	483	1814	3.8	67	24
Opp. Total	421	980	2.3	—	14

*Yards lost attempting to pass (sack yards) were counted as negative rushing yards during the AFL's inaugural season.

TEAM LEADERS

Scoring: Jack Spikes	103 pts: 5 TDs, 34 PATs, 13 FGs
INTs: David Webster	6-156 yds., 2 TDs
Punting: Cotton Davidson	58-2287 yds., 39.4 avg., 62 LG
Punt Returns: Abner Haynes	14-215 yds., 15.4 avg., 0 TDs
Kickoff Returns: Abner Haynes	19-434 yds., 22.8 avg., 0 TDs

HOMES OF THE CHIEFS



ARROWHEAD STADIUM 1972-PRESENT



Arrowhead Stadium, present home of the Kansas City Chiefs, is one of the finest facilities in the NFL. It is part of the Harry S Truman Sports Complex, which also includes 42,000-seat Kauffman Stadium, home of the Kansas City Royals baseball club. Since its dedication on August 12, 1972, for a preseason game vs. the St. Louis Cardinals, 16,398,230 spectators have passed through Arrowhead's turnstiles. After 23 seasons of artificial turf, Arrowhead sported a grass playing surface for the first time in '94.

Location: One Arrowhead Drive
Kansas City, Missouri

Preseason Record: 39-30-1 (.564)
Regular Season Record: 131-89-1 (.595)
Postseason Record: 2-2-0 (.500)
All Games: 172-121-2 (.586)

Capacity: 79,451 approx. (Present)
Upper Level - 33,975; Club Level - 10,199.
Lower Level - 35,277.
50,000 seats between end zones.
Luxury Suites: 80 **Luxury Field Boxes:** 33

Construction Data: Groundbreaking - July 1968
Completed - August 1972
Overall Supervision - Jackson County Sports Authority
Architect - Kivett and Myers with Charles Deaton,
Design Associate
General Contractor - Sharp, Kidde, Webb
Grass Installation - S.W. Franks
(General Contractor) July 1994

Costs: Dual Stadium Complex - \$53,000,000
Original Additions Paid by Chiefs - \$9,500,000
(Chiefs paid for 18,000 chair-back seats, computerized scoreboard, concession facilities, team facilities, business suites and office areas.)

Location: 22nd and Brooklyn
Kansas City, Missouri

Preseason Record: 11-3-1 (.767)
Regular Season Record: 44-16-3 (.722)
Postseason Record: 0-1-0 (.000)
All Games: 55-20-4 (.722)

Capacity: 49,002 (1971 - Final Season)
Construction Data: Opened - 1923
Upper Deck Added - 1954-55

Municipal Stadium served as the Chiefs original home in Kansas City after previously housing two short-lived NFL franchises, the Kansas City Blues (1924) and the Kansas City Cowboys (1925-26). The Chiefs and the Kansas City Athletics baseball club shared the facility until the A's departed for Oakland following the '67 season. Kansas City went undefeated (7-0) at home during the '71 regular season, but the final contest (and only playoff game) in Municipal Stadium's history will live in infamy for Chiefs fans, a devastating double overtime 27-24 playoff loss to the Miami Dolphins on Christmas Day of '71, a contest which remains the NFL's longest game at 82 minutes, 40 seconds.

MUNICIPAL STADIUM 1963-1971



COTTON BOWL 1960-1962



Location: Texas State Fairgrounds
Dallas, Texas

Preseason Record: 1-0-0 (1.000)
Regular Season Record: 15-6-0 (.714)
Postseason Record: 0-0-0 (.000)
All Games: 16-6-0 (.727)

Capacity: 75,504 (1962 - Final Season)
Construction Data: Opened - 1923
Upper Deck Added - 1948-49

The Cotton Bowl served as the home of the American Football League's Dallas Texans from 1960-62 before the franchise moved to Kansas City in '63 and became known as the Chiefs. The Texans shared the stadium with the NFL's expansion Dallas Cowboys and the facility still serves as the home of Southern Methodist University, the alma mater of Chiefs Founder Lamar Hunt. The Texans final contest in the Cotton Bowl was a 26-17 win over the San Diego Chargers on December 16, 1962, before a sparse crowd of 18,384 fans. The Texans would win a 20-17 double-overtime thriller the next week at Houston to capture the first of three AFL titles.

THE ARROWHEAD STADIUM STORY

The Kansas City Chiefs and St. Louis Cardinals played the inaugural game at Arrowhead Stadium on August 12, 1972. Today, the facility remains one of the finest sports stadiums in the world. Everything is still in top shape as the Truman Sports Complex prepares to celebrate its 29th distinguished season of service in 2000. Other venues of a similar vintage have long since been termed obsolete, but thanks to the foresight and vision of the leadership of Jackson County, the Chiefs staff led by Jack Steadman who helped develop the complex, and the taxpayers who made it a reality, Arrowhead has indeed, stood the test of time.

At the time of its dedication in 1972, the legendary founder of the Chicago Bears, George Halas called Arrowhead, "the most revolutionary, futuristic, sports complex I have ever seen." Hal Lebovitz, Sports Editor of the *Cleveland Plain Dealer* added, "It took courage to sell the citizens of Kansas City on the twin park plan. But they bought it because they want the best."

In the late 1960s, after design and seating capacity concerns caused plans for a single, multi-purpose domed stadium to be scrapped, Kansas City opted to construct two separate stadiums, one for football and one for baseball. Voters approved the Sports Complex bond issue in 1967, which included plans for a revolutionary concept - the world's first rolling stadium roof (pictured below). Construction cost overruns and project delays caused by a lengthy strike eventually forced the roof concept to be put on hold, but Arrowhead was completed in time for the 1972 season.

In 1984, the Jackson County Sports Authority again investigated the feasibility of a dome - this time made of fabric - but that concept too was shelved as being unnecessary and financially impractical.

A decade later, in 1994, under Arrowhead's continued open-air arrangement, a natural playing surface was installed in the facility for the first time, just one of numerous improvements which have been made under the direction of Chiefs President, General Manager, and CEO Carl Peterson. From 1994-96 other multi-million dollar projects have modernized and expanded the Arrowhead Club, the Chiefs team and office facilities, as well as the stadium's concession areas. In 1998 the club installed a pair of 23' x 42' Mitsubishi ArrowVision video screens in both end zones, and this year the Chiefs once again expanded their administrative offices at Arrowhead. In 1999 all 33,975 seats in the upper level of the stadium were replaced, while all 35,277 lower level seats were replaced for the 2000 season.

Undoubtedly one of the finest facilities in the NFL, Arrowhead and the fans who consistently fill it (84 consecutive sell-outs) have helped produce a distinct home-field advantage for the Chiefs. During the '90s, no NFL team had a better regular season home winning percentage than Kansas City, which produced a 65-15 (.813) record over from 1990-99. Over 30 years after the first plans were being devised for Kansas City's unique two stadium setup, other metropolitan areas are, only now, in the process of attempting to construct similar facilities.



Original plans for the Truman Sports Complex called for a rolling roof which could cover Arrowhead or its baseball counterpart, Kauffman Stadium - a revolutionary concept at the time.



CHIEFS TOP HOME CROWDS (Regular Season)

DATE	OPPONENT	ATTEND.
October 2, 2000	Seattle	82,893*
November 5, 1972	Oakland	82,094
September 11, 1994	San Francisco	79,907
September 17, 1972	Miami	79,829
September 22, 1996	Denver	79,439
October 26, 1998	Pittsburgh	79,431
October 9, 1995	San Diego	79,288
September 8, 1996	Oakland	79,281
November 10, 1996	Green Bay	79,281
October 7, 1996	Pittsburgh	79,189
October 15, 1972	Cincinnati	79,068

ALL AT ARROWHEAD

*Arrowhead attendance: 78,502;
Kauffman Stadium attendance: 4,391

During Arrowhead's 30th Anniversary season in 2001, Chiefs Founder Lamar Hunt, expressed the organization's thanks to Colorado-based architect, the late Charles Deaton, who conceived the two stadium concept. Hunt praised the governmental bodies who took the initiative, and the workers who built Arrowhead, as well as the support of the Jackson County taxpayers who financed this futuristic venture. Hunt pointed out that Kansas City's franchise and its fans have now enjoyed America's top football facility for 30 years and wished to extend on behalf of the entire the Chiefs organization a hearty salute to all who have unquestionably made Arrowhead Stadium - The Home of the ... CHIEFS!

CHIEFS ALL-TIME REGULAR SEASON RECORDS BY STADIUMS

OPPONENT	COTTON BOWL	MUNICIPAL STADIUM	ARROWHEAD STADIUM	ROAD SITES	TOTAL	(PCT.)
Arizona	0-0-0	0-0-1	2-0-0	Busch Stadium	1-1-0	1-0-0
Atlanta	0-0-0	0-0-0	2-0-0	Atlanta Fulton County	1-0-0	1-1-0
Baltimore	0-0-0	0-0-0	0-0-0	PSINet Stadium	1-0-0	1-1-0
Buffalo	2-1-0	3-4-0	4-3-0	War Memorial Stadium	4-4-1	1-6-0
Carolina	0-0-0	1-0-0	1-0-0	Ericsson Stadium	1-0-0	1-0-0
Chicago	0-0-0	0-0-0	2-2-0	Soldier Field	1-3-0	2-0-0
Cincinnati	0-0-0	2-0-0	4-5-0	Nippert Stadium	1-1-0	4-3-0
Cleveland	0-0-0	1-0-0	5-2-1	Cleveland Stadium	1-6-1	1-9-0
Dallas	0-0-0	0-1-0	2-0-0	Texas Stadium	1-3-0	7-8-2
Denver	3-0-0	9-0-0	17-11-0	Denver Univ. Stadium	1-0-0	3-4-0
Detroit	0-0-0	0-0-0	4-1-0	Tiger Stadium	0-1-0	17-23-0
Green Bay	0-0-0	0-0-0	3-1-0	Lambeau Field	2-0-0	2-1-0
Indianapolis	0-0-0	0-0-0	3-4-0	Baltimore Memorial	3-1-0	0-1-0
Jacksonville	0-0-0	0-0-0	0-0-0	ALLTEL Stadium	0-2-0	0-2-0
Miami	0-0-0	3-0-0	2-2-0	Orange Bowl	5-3-0	0-5-0
Minnesota	0-0-0	0-0-0	2-1-0	Metropolitan Stadium	1-1-0	1-1-0
New England	2-1-0	4-1-1	3-0-0	Boston University Field	1-2-0	2-1-2
New Orleans	0-0-0	0-0-0	1-2-0	Foxboro Stadium	2-4-0	1-0-0
N.Y. Giants	0-0-0	0-0-0	2-2-0	Tulane Stadium	1-0-0	2-1-0
N.Y. Jets	2-1-0	3-2-0	3-4-0	Giants Stadium	0-5-0	4-2-0
Oakland	2-1-0	4-4-1	17-12-0	Polo Grounds	1-3-0	1-1-1
Philadelphia	0-0-0	0-0-0	1-1-0	Kesar Stadium	1-0-0	2-2-0
Pittsburgh	0-0-0	1-0-0	2-8-0	L.A. Memorial Coliseum	5-7-0	8-13-1
St. Louis	0-0-0	0-0-0	1-3-0	Veterans Stadium	1-0-0	2-1-0
San Diego	2-1-0	6-3-0	16-13-0	Three Rivers Stadium	4-7-0	4-2-0
San Francisco	0-0-0	0-0-0	2-2-0	Anaheim Stadium	1-1-0	1-0-0
Seattle	0-0-0	0-0-0	18-5-0	L.A. Memorial Coliseum	0-1-0	2-3-1
Tampa Bay	0-0-0	0-0-0	3-1-0	3ComPark	1-3-0	16-17-0
Tennessee	2-1-0	7-1-0	7-4-0	Kingdome	10-11-0	3-5-0
Washington	0-0-0	1-0-0	2-0-0	Tampa Stadium	2-1-0	1-0-0
HOME TOTALS	15-6-0 (.714)	44-16-3 (.698)	130-89-1 (.593)	ROAD TOTALS	133-167-8 (.445)	4-1-0 (.800)

ALL-TIME PLAYOFF RECORDS BY STADIUMS

HOME: 2-3 (.400)
ROAD: 5-7 (.417)
NEUTRAL: 1-1 (.500)
TOTAL: 8-11 (.421)

Cotton Bowl 0-0 (.000), Municipal Stadium 0-1 (.000), Arrowhead Stadium 2-2 (.500)
 Buffalo - War Memorial Stadium 1-0 (1.000), Ralph Wilson Stadium 0-2 (.000); Miami - Pro Player Stadium 1-0 (1.000), Giants Stadium 0-1 (.000); Oakland - Network Associates Coliseum 1-1 (.500), San Diego - Qualcomm Stadium 0-1 (.000); Tennessee - Jeppesen Stadium 1-0 (1.000).
 Super Bowl I vs. Green Bay at L.A. Memorial Coliseum 0-1 (.000); Super Bowl IV vs. Minnesota at Tulane Stadium 1-0 (1.000).

ALL-TIME ATTENDANCE

HOME ATTENDANCE

Year	Preseason	Regular Season	Total
1960	51,000	171,500	222,500
1961	20,500	123,000	143,500
1962	(none)	155,409	155,409
1963	12,856	150,567	163,423
1964	28,653	126,881	155,534
1965	28,289	150,449	178,738
1966	25,270	259,071	284,341
1967	33,041	315,006	348,047
1968	91,231	338,911	430,142
1969	75,300	345,519	420,819
1970	38,341	354,481	392,822
1971	111,796	351,705	463,501
1972	312,428	509,291	821,719
1973	282,747	459,519	742,266
1974	167,384	413,714	581,098
1975	148,068	424,265	572,333
1976	120,281	378,011	498,292
1977	121,931	357,393	479,324
1978	81,976	342,863	424,839
1979	76,792	451,583	528,375
1980	77,934	410,486	488,420
1981	83,649	506,634	590,283
1982	82,205	123,042	205,247
1983	66,955	379,794	446,749
1984	67,304	396,051	463,355
1985	73,780	360,158	433,938
1986	69,978	385,335	455,313
1987	83,051	282,018	365,069
1988	68,830	406,249	475,079
1989	77,925	487,056	564,981
1990	83,254	560,193	643,447
1991	113,358	598,094	711,452
1992	137,038	581,924	718,962
1993	146,580	606,222	732,802
1994	145,846	613,870*	759,716
1995	147,036	625,936*	772,972
1996	151,499	610,617*	762,116
1997	149,698	610,192*	759,890
1998	140,580	589,038**	729,618
1999	151,444	629,545**	780,989
2000	151,802	631,365	783,167
TOTALS	4,080,215	15,962,765	19,910,697

HOME PLAYOFF GAMES: 1971 - Miami (50,374);
 1991 - L.A. Raiders (75,827); 1993 - Pittsburgh (74,515);
 1995 - Indianapolis (77,594); 1997 - Denver (76,965).

TOTAL HOME PLAYOFF ATTENDANCE: 355,275

SUPER BOWL I ATTENDANCE (Jan. 15, 1967): 61,946

SUPER BOWL IV ATTENDANCE (Jan. 11, 1970): 80,998

TOTAL 14-GAME PLAYOFF ATTENDANCE: 1,232,489

***Led NFL **Led NFL in paid attendance**

Note: Paid attendance became NFL standard in '98.

AWAY ATTENDANCE

Year	Preseason	Regular Season	Total
1960	49,500	110,321	159,821
1961	78,608	138,111	216,719
1962	92,085	163,727	255,812
1963	50,862	151,391	201,753
1964	65,806	175,302	241,108
1965	39,299	219,668	258,967
1966	90,175	248,153	338,328
1967	176,813	277,459	454,272
1968	122,233	282,863	405,096
1969	151,825	312,502	464,327
1970	333,210	355,837	689,047
1971	161,265	417,131	578,396
1972	98,976	424,802	523,778
1973	106,954	344,453	451,407
1974	88,716	320,672	409,388
1975	110,785	325,951	436,736
1976	79,098	326,374	405,472
1977	85,572	369,485	455,057
1978	93,496	432,554	526,050
1979	93,572	414,784	508,356
1980	68,687	397,275	465,962
1981	69,384	455,301	524,685
1982	86,511	290,799	377,310
1983	98,973	414,394	513,367
1984	52,944	483,068	536,012
1985	77,816	452,300	529,916
1986	78,250	470,670	548,920
1987	116,326	375,074	491,400
1988	55,730	415,291	471,021
1989	119,871	448,002	567,873
1990	105,722	446,789	552,511
1991	86,391	483,397	569,788
1992	92,454	451,620	544,074
1993	98,567	511,814	609,970
1994	136,499	544,122	680,621
1995	76,971	511,326	588,297
1996	96,239	462,935	559,174
1997	119,147	532,485	651,632
1998	146,670	516,071	662,741
1999	102,937	495,686	598,623
2000	132,283	483,907	616,190
TOTALS	4,186,111	15,454,084	19,640,195

AWAY PLAYOFF GAMES: 1962 - Houston (37,981);

1966 - Buffalo (42,080); 1968 - Oakland (54,444);

1969 - N.Y. Jets (62,977); Oakland (54,443);

1986 - N.Y. Jets (69,307); 1990 - Miami (67,276);

1991 - Buffalo (80,182); 1992 - San Diego (58,278);

1993 - Houston (64,011); Buffalo (76,642);

1994 - Miami (67,487).

TOTAL AWAY PLAYOFF ATTENDANCE: 734,270

ATTENDANCE RECORDS

LARGEST CROWD - REGULAR SEASON

Home - Chiefs vs. Seattle

October 2, 2000 - 82,893*

Chiefs vs. Oakland

November 5, 1972 - 82,094

Away - Chiefs at Cleveland

October 8, 1972 - 83,819

LARGEST CROWD - POSTSEASON

Chiefs vs. Vikings at New Orleans

January 11, 1970 - 80,998

LARGEST CROWD - PRESEASON

Chiefs vs. Dallas at Arrowhead

September 2, 1972 - 79,592

*Arrowhead Stadium Attendance: 78,502; Kauffman Stadium Attendance: 4,391

HOME/AWAY RECORDS

Year	HOME RECORD				Year	ROAD RECORD			
	W	L	T	Pct.		W	L	T	Pct.
1960	5	2	0	.714	1960	3	4	0	.429
1961	4	1	0	.571	1961	2	5	0	.286
1962	4	1	0	.857	1962	5	2	0	.714
1963	4	3	0	.571	1963	4	4	0	.286
1964	4	3	0	.571	1964	3	3	2	.429
1965	5	2	0	.714	1965	3	3	2	.429
1966	4	2	1	.643	1966	7	0	0	1.000
1967	4	3	0	.571	1967	5	2	0	.714
1968	6	1	0	.857	1968	6	1	0	.857
1969	6	1	0	.857	1969	5	2	0	.714
1970	4	1	2	.727	1970	3	4	0	.429
1971	7	0	0	1.000	1971	3	3	1	.500
1972	3	4	0	.429	1972	5	2	0	.714
1973	5	1	1	.786	1973	2	4	1	.357
1974	1	6	0	.143	1974	4	3	0	.571
1975	3	4	0	.429	1975	2	5	0	.286
1976	1	6	0	.143	1976	4	3	0	.571
1977	1	6	0	.143	1977	1	6	0	.143
1978	3	5	0	.375	1978	1	7	0	.125
1979	3	5	0	.375	1979	4	4	0	.500
1980	3	5	0	.375	1980	5	3	0	.625
1981	5	3	0	.625	1981	4	4	0	.500
1982	2	2	0	.500	1982	1	4	0	.286
1983	5	3	0	.625	1983	1	7	0	.125
1984	5	3	0	.625	1984	3	5	0	.375
1985	5	3	0	.625	1985	1	7	0	.125
1986	6	2	0	.750	1986	4	4	0	.500
1987	3	4	0	.429	1987	1	7	0	.125
1988	4	4	0	.500	1988	0	7	1	.063
1989	5	3	0	.625	1989	3	4	1	.438
1990	6	2	0	.750	1990	5	3	0	.625
1991	6	2	0	.750	1991	4	4	0	.500
1992	7	1	0	.875	1992	3	5	0	.375
1993	7	1	0	.875	1993	4	4	0	.500
1994	5	3	0	.625	1994	4	4	0	.500
1995	8	0	0	1.000	1995	5	3	0	.625
1996	5	3	0	.625	1996	4	4	0	.500
1997	8	0	0	1.000	1997	5	3	0	.625
1998	5	3	0	.625	1998	2	6	0	.250
1999	6	2	0	.750	1999	3	5	0	.375
2000	5	3	0	.625	2000	2	6	0	.250

41-YEAR TOTALS									
	W	L	T	Pct.		W	L	T	Pct.
Home Games	190	111	4	.630	Playoff Games—Home	2	3	0	.400
Road Games	132	167	8	.443	Playoff Games—Road	5	7	0	.417
Regular Season Totals	322	278	12	.536	Super Bowls	1	1	0	.500
Regular and Postseason Totals	330	289	12	.532	Postseason Totals	8	11	0	.421

CHIEFS VS. AFC WEST

Year	Den	Oak/L.A.	S.D.	Sea	Home	Away	Total
1970	1-1	0-1-1	1-1	—	2-0-1	0-3	2-3-1
1971	2-0	1-0-1	1-1	—	3-0	1-1-1	4-1-1
1972	2-0	1-1	1-1	—	2-1	2-1	4-2
1973	1-1	1-1	2-0	—	3-0	1-2	4-2
1974	1-1	0-2	1-1	—	0-3	2-1	2-4
1975	1-1	1-1	1-1	—	1-2	1-2	3-3
1976	0-2	0-2	1-1	—	0-3	*2-2	*1-6
1977	0-2	0-2	1-1	0-1	0-4	1-2	1-6
1978	0-2	0-2	1-1	0-2	1-3	0-4	1-7
1979	0-2	2-0	0-2	2-0	2-2	2-2	4-4
1980	2-0	1-1	0-2	1-1	1-3	3-1	4-4
1981	1-1	2-0	0-2	2-0	3-1	2-2	5-3
1982	1-0	0-1	1-0	0-0	1-1	1-0	2-1
1983	1-1	0-2	0-2	1-1	2-2	0-4	2-6
1984	1-1	0-2	2-0	1-1	3-1	1-3	4-4
1985	0-2	1-1	1-1	1-1	3-1	0-4	3-5
1986	1-1	1-1	2-0	1-1	3-1	2-2	5-3
1987	0-2	1-1	1-1	1-1	3-1	0-4	3-5
1988	1-1	0-2	0-2	1-1	2-2	0-4	2-6
1989	0-2	1-1	0-2	2-0	2-2	1-3	3-5
1990	1-1	2-0	2-0	0-2	3-1	2-2	5-3
1991	0-2	2-0	2-0	2-0	3-1	3-1	6-2
1992	1-1	1-1	2-0	2-0	4-0	2-2	6-2
1993	1-1	2-0	2-0	2-0	4-0	3-1	7-1
1994	1-1	2-0	0-2	1-1	2-2	2-2	4-4
1995	2-0	2-0	2-0	2-0	4-0	4-0	8-0
1996	1-1	1-1	0-2	2-0	3-1	1-3	4-4
1997	1-1	2-0	2-0	2-0	4-0	3-1	7-1
1998	0-2	2-0	1-1	1-1	3-1	1-3	4-4
1999	2-0	1-1	1-1	0-2	2-2	2-2	4-4
2000	2-0	0-2	1-1	2-0	3-1	2-2	5-3

*Includes a win over Tampa Bay, who was an AFC West member in '76.

NOTE: Chart begins in 1970 when AFC West was formed with AFL-NFL merger. Includes only regular season contests.

CHIEFS VS. THE NFL



ARIZONA CARDINALS (4-1-1)

Franchise in St. Louis prior to 1988, and was known as Phoenix Cardinals from 1988-92.

*1970	(11/22)	T	6-6
1974	(12/1)	W	17-13
*1983	(10/2)	W	38-14
1986	(11/23)	L	14-23
1995	(10/1)	W	24-3
*1998	(11/29)	W	34-24

Cardinals home sites: Busch Stadium, St. Louis 1970-87;

Sun Devil Stadium, Tempe, AZ 1988-present.



ATLANTA FALCONS (4-0-0)

1972	(12/17)	W	17-14
*1985	(12/8)	W	38-10
*1991	(9/1)	W	14-3
1994	(9/18)	W	30-10
2000	(12/24)	W	13-29

Falcons home sites: Atlanta Fulton County Stadium 1970-91;

Georgia Dome 1992-present.



BALTIMORE RAVENS (1-0-0)

Began play in Baltimore in 1996.

1999	(10/21)	W	35-8
------	---------	---	------

Ravens home sites: Baltimore Memorial Stadium 1996-97; PSINet Stadium 1998-present, known as Stadium at Camden Yards 1998.



BUFFALO BILLS (15-19-1)

1960	(11/6)	W	45-28
*1960	(12/18)	W	24-7
1961	(10/15)	L	24-27
*1961	(11/12)	L	20-30
*1962	(9/30)	W	41-21
1962	(12/2)	L	14-23
1963	(9/22)	T	27-27
*1963	(10/13)	L	26-35
1964	(9/13)	L	17-34
*1964	(10/18)	L	22-35
*1965	(10/17)	L	7-23
1965	(12/12)	L	25-34
1966	(9/11)	W	42-20
*1966	(10/2)	L	14-29
a1966	(11/6/7)	W	31-7
*1967	(12/3)	W	23-13
1968	(10/5)	W	18-7
1969	(11/2)	W	29-7
*1969	(12/7)	W	22-19
*1971	(12/19)	W	22-9
1973	(10/29)	L	14-23
1976	(10/3)	L	17-50
1978	(10/1)	L	13-28
*1978	(12/3)	W	14-10
1982	(9/12)	L	9-14
*1983	(12/4)	L	9-14
1986	(9/28)	W	20-17
*1986	(11/30)	L	14-17
*1991	(10/7)	W	33-6
b1991	(1/5/92)	L	14-37
*1993	(11/28)	W	23-7
c1993	(1/23/94)	L	13-30
1994	(10/30)	L	10-44

1996	(12/22)	L	9-20
*1997	(9/14)	W	22-16
*2000	(11/19)	L	17-21

Bills home sites: War Memorial Stadium 1960-72; Ralph Wilson Stadium, Orchard Park, NY 1973-present, known as Rich Stadium 1973-98.



CAROLINA PANTHERS (1-0-0)

1997	(9/21)	W	35-14
*2000	(12/10)	W	15-14

Panthers home sites:

Clemson Memorial Stadium 1995; Ericsson Stadium 1996-present.



CHICAGO BEARS (3-5-0)

*1973	(11/12)	W	19-7
1977	(11/13)	L	27-28
*1981	(11/8)	L	13-16 (OT)
1987	(11/1)	L	28-31
1990	(12/29)	W	21-10
*1993	(11/21)	L	17-19
*1996	(11/17)	W	14-10
1999	(9/12)	L	17-20

Bears home sites: Wrigley Field 1970; Soldier Field 1971-present.



CINCINNATI BENGALS (11-9-0)

*1968	(10/13)	W	13-3
1968	(11/10)	W	16-9
1969	(9/28)	L	19-24
*1969	(10/26)	W	42-22
1970	(10/18)	W	27-19
*1972	(10/15)	L	16-23
1973	(10/21)	L	6-14
1974	(11/24)	L	6-33
*1976	(11/21)	L	24-27
*1977	(12/4)	L	7-27
1978	(9/3)	W	24-23
1979	(10/7)	W	10-7
*1980	(11/30)	L	6-20
*1983	(11/13)	W	20-15
1984	(9/9)	W	27-22
*1986	(9/7)	W	24-14
1987	(12/6)	L	27-30 (OT)
*1988	(11/13)	W	31-28
*1989	(10/1)	L	17-21
*1993	(10/10)	W	17-15

Bengals home sites: Nippert Stadium 1968-69; Cinergy Field 1970-98,

known as Riverfront Stadium 1970-95; Paul Brown Stadium 2000-present.



CLEVELAND BROWNS (7-8-2)

*1971	(11/14)	W	13-7
1972	(10/8)	W	31-7
*1973	(12/2)	T	20-20
1975	(12/14)	L	14-40
*1976	(12/12)	W	39-14
1977	(10/30)	L	7-44
*1978	(10/22)	W	17-3
*1979	(9/9)	L	24-27
1980	(9/21)	L	13-20
*1984	(9/30)	W	10-6
1986	(10/12)	L	7-20
*1988	(9/4)	L	3-6

1989	(11/19)	T	10-10 (OT)
*1990	(9/30)	W	34-0
1991	(11/24)	L	15-20
*1994	(11/20)	W	20-13
1995	(9/24)	L	17-35

Browns home sites: Cleveland Stadium 1970-95;
Cleveland Browns Stadium 1999.



DALLAS COWBOYS
(3-4-0)

*1970	(10/25)	L	16-27
1975	(11/10)	W	34-31
1983	(11/20)	L	21-41
*1989	(10/22)	W	36-28
1992	(10/18)	L	10-17
1995	(11/23)	L	12-24
*1998	(12/13)	W	20-17

Cowboys home sites:

Colton Bowl 1970;

Texas Stadium, Irving, TX 1971-present.



DENVER BRONCOS
(45-35-0)

1960	(10/30)	W	17-14
*1960	(11/13)	W	34-7
1961	(10/8)	W	19-12
*1961	(12/10)	W	49-21
*1962	(11/18)	W	24-3
*1962	(12/9)	W	17-10
w1963	(9/7)	W	59-7
*1963	(12/8)	W	52-21
1964	(10/11)	L	27-33
*1964	(11/1)	W	49-39
1965	(10/10)	W	31-23
*1965	(12/19)	W	45-35
*1966	(10/8)	W	37-10
1966	(10/23)	W	56-10
*1967	(10/29)	W	52-9
1967	(12/17)	W	38-24
*1968	(9/22)	W	34-2
1968	(12/14)	W	30-7
1969	(10/5)	W	26-13
*1969	(11/27)	W	31-17
1970	(10/4)	L	13-26
*1970	(12/6)	W	16-0
1971	(10/3)	W	16-3
*1971	(11/21)	W	28-10
1972	(10/1)	W	45-24
*1972	(12/3)	W	24-21
*1973	(10/7)	W	16-14
1973	(11/25)	L	10-14
*1974	(10/6)	L	14-17
1974	(11/18)	W	42-34
1975	(9/21)	L	33-37
*1975	(10/26)	W	26-13
*1976	(10/24)	L	26-35
1976	(12/5)	L	16-17
1977	(10/9)	L	7-23
*1977	(11/20)	L	7-14
*1978	(9/24)	L	17-23 (OT)
1978	(12/10)	L	3-24
*1979	(10/14)	L	10-24
1979	(10/28)	L	3-20
1980	(10/19)	W	23-17
*1980	(12/7)	W	31-14
*1981	(10/18)	W	28-14
1981	(12/6)	L	13-16
1982	(12/19)	W	37-16
1983	(10/30)	L	24-27
*1983	(12/18)	W	48-17
1984	(9/23)	L	0-21
*1984	(12/2)	W	16-13
*1985	(10/27)	L	10-30
1985	(12/14)	L	13-14
1986	(11/16)	L	17-38

*1986	(12/7)	W	37-10
d1987	(10/18)	L	17-26
1987	(12/19)	L	17-20
*1988	(9/18)	W	20-13
1988	(11/6)	L	11-17
1989	(9/10)	L	20-34
*1989	(11/12)	L	13-16
1990	(9/17)	L	23-24
*1990	(12/9)	W	31-20
1991	(10/20)	L	16-19
*1991	(11/17)	L	20-24
1992	(10/4)	L	19-20
*1992	(12/27)	W	42-20
*1993	(9/20)	W	15-7
1993	(12/12)	L	21-27
1994	(10/17)	W	31-28
*1994	(12/4)	L	17-20 (OT)
1995	(10/22)	W	21-7
*1995	(12/17)	W	20-17
*1996	(9/27)	W	17-14
1996	(10/27)	L	7-34
1997	(8/31)	L	3-19
*1997	(11/16)	W	24-22
v1997	(1/4/98)	L	10-14
*1998	(11/16)	L	7-30
1998	(12/6)	L	31-35
*1999	(9/19)	W	26-10
1999	(12/5)	W	16-10
2000	(9/24)	W	23-22
*2000	(12/17)	W	20-7

Broncos home sites: University of Denver
Stadium 1962-68; Mile High Stadium 1960-2000,
known as Bears Stadium 1960-67; Invesco Field
at Mile High 2001 -



DETROIT LIONS
(6-3-0)

1971	(11/25)	L	21-32
*1975	(11/23)	W	24-21 (OT)
*1980	(10/26)	W	20-17
1981	(11/26)	L	10-27
1987	(11/26)	W	27-20
*1988	(10/23)	L	6-7
*1990	(10/14)	W	43-24
1996	(11/28)	W	28-31
*1999	(9/26)	W	31-21

Lions home sites: Tiger Stadium 1970-74;
Pontiac Silverdome 1975-present.



GREEN BAY PACKERS
(5-2-1)

e1966	(1/15/67)	L	10-35
f1973	(10/14)	T	10-10
*1977	(11/6)	W	20-10
*1987	(11/22)	L	3-23
1989	(12/10)	W	21-3
1990	(9/23)	W	17-3
*1993	(11/8)	W	23-16
*1996	(11/10)	W	27-20

Packers home site: Lambeau Field 1970-present;
Milwaukee County Stadium 1970-94.



INDIANAPOLIS COLTS
(6-7-0)

Franchise in Baltimore prior to 1984.

1970	(9/28)	W	44-24
*1972	(12/10)	W	24-10
1975	(11/30)	L	14-28
*1977	(10/16)	L	6-17
*1979	(9/2)	W	14-0
1979	(12/9)	W	10-7
*1980	(11/2)	L	24-31
1980	(12/21)	W	38-28

*1985	(11/24)	W	20-7
1990	(10/7)	L	19-23
v1995	(1/7/96)	L	7-10
*1996	(12/15)	L	19-24
1999	(11/7)	L	17-25
*2000	(9/3)	L	14-27

Colts home sites:

Baltimore Memorial Stadium 1970-83;
RCA Dome 1984-present,
known as Hoosier Dome 1984-93.



JACKSONVILLE JAGUARS (0-2-0)

1997	(11/9)	L	10-24
1998	(9/13)	L	16-21

Jaguars home site:

Alltel Stadium 1995-present, known as
Jacksonville Municipal Stadium 1995-96.



MIAMI DOLPHINS (10-13-0)

*1966	(11/13)	W	34-16
1966	(12/11)	W	19-18
1967	(9/24)	W	24-0
*1967	(10/8)	W	41-0
1968	(9/28)	W	48-3
*1969	(10/19)	W	17-10
m1971	(12/25)	L	24-27 (2 OT)
*1972	(9/17)	L	10-20
1974	(10/20)	L	3-9
1976	(10/17)	W	20-17 (OT)
*1981	(12/13)	L	7-17
1983	(9/25)	L	6-14
1985	(9/22)	L	0-31
n1987	(10/11)	L	0-42
*1989	(12/3)	W	26-21
1989	(12/24)	W	27-24
o1990	(1/5/91)	L	16-17
*1991	(10/13)	W	42-7
1993	(10/31)	L	10-30
1994	(12/12)	L	28-45
p1994	(12/31)	L	17-27
1995	(12/11)	L	6-13
1997	(10/5)	L	14-17

Dolphins home sites: Orange Bowl 1966-86;
Pro Player Stadium 1987-present,
known as Joe Robbie Stadium 1987-96.



MINNESOTA VIKINGS (5-3-0)

q1969	(1/11/70)	W	23-7
1970	(9/20)	L	10-27
*1974	(12/14)	L	15-35
1981	(12/20)	W	10-6
*1990	(9/9)	W	24-21
1993	(12/26)	L	10-30
1996	(11/3)	W	21-6
*1999	(12/12)	W	31-28

Vikings home sites:

Metropolitan Stadium 1970-81;
Hubert H. Humphrey Metrodome 1982-present.



NEW ENGLAND PATRIOTS (15-8-3)

Franchise known as the
Boston Patriots prior to 1971.

1960	(11/18)	L	14-42
*1960	(12/11)	W	34-0
*1961	(10/29)	L	17-18
1961	(11/3)	L	21-28
*1962	(9/8)	W	42-28

1962	(10/12)	W	27-7
1963	(11/17)	T	24-24
*1963	(12/14)	W	35-3
1964	(10/23)	L	7-24
*1964	(12/6)	L	24-31
*1965	(10/3)	W	27-17
1965	(11/21)	T	10-10
1966	(9/25)	W	43-24
*1966	(11/20)	T	27-27
1967	(11/12)	W	33-10
*1968	(11/17)	W	31-17
1969	(9/21)	W	31-0
*1970	(10/11)	W	23-10
1973	(9/23)	W	10-7
1977	(9/18)	L	17-21
1981	(10/4)	L	17-33
1990	(12/2)	W	37-7
*1992	(12/13)	W	27-20
*1995	(10/15)	W	31-26
1998	(10/11)	L	10-40
*1999	(10/10)	W	16-14
2000	(12/24)	L	24-30

Patriots home sites:

Boston University Field 1960-62;

Fenway Park 1963-68;

Boston College Alumni Stadium 1969;

Harvard Stadium 1970;

Foxboro Stadium, Foxboro, MA 1971-present;

known as Schaefer Stadium 1971-82 and

Sullivan Stadium 1983-89.



NEW ORLEANS SAINTS (4-3-0)

1972	(9/25)	W	20-17
*1976	(9/26)	L	17-27
1982	(11/21)	L	17-27
1985	(9/8)	W	47-27
*1991	(9/8)	L	10-17
1994	(9/4)	W	30-17
*1997	(12/21)	W	25-13

Saints home sites: Tulane Stadium 1970-74;
Louisiana Superdome 1975-present.



NEW YORK GIANTS (2-7-0)

*1974	(11/3)	L	27-33
1978	(9/7)	L	10-26
*1979	(10/21)	L	17-21
*1983	(10/16)	W	38-17
1984	(11/25)	L	27-28
1988	(12/11)	L	12-28
1992	(12/19)	L	21-35
*1995	(9/10)	W	20-17 (OT)
1998	(12/20)	L	7-28

Giants home sites:

Yankee Stadium 1970-73;

Yale Bowl, New Haven, CT 1973-74; Shea
Stadium 1975; Giants Stadium, East Rutherford,
NJ 1976-present.



NEW YORK JETS (15-14-1)

Franchise known as the
New York Titans prior to 1963.

*1960	(10/2)	L	35-37
1960	(11/24)	L	35-41
1961	(12/3)	L	7-28
*1961	(12/17)	W	35-24
*1962	(10/21)	W	20-17
1962	(11/11)	W	52-31
1963	(12/1)	L	0-17
*1963	(12/22)	W	48-0
1964	(11/29)	L	14-27

*1964	(12/20)	W	24-7
1965	(9/18)	W	14-10
*1965	(11/7)	L	10-13
1966	(11/27)	W	32-24
*1967	(11/5)	W	42-18
1967	(12/10)	W	21-7
*1968	(9/15)	L	19-20
1969	(11/16)	W	34-16
r1969	(12/20)	W	13-6
1971	(11/7)	L	10-13
*1974	(9/15)	W	24-16
*1975	(9/28)	L	24-30
*1982	(1/2/83)	W	37-13
*1984	(10/7)	L	16-17
1984	(10/21)	L	7-28
s1986	(12/28)	L	15-35
*1987	(11/15)	L	9-16
1988	(10/2)	T	17-17 (OT)
*1988	(12/4)	W	38-34
1992	(11/29)	W	23-7
*1998	(11/1)	L	17-20

Jets home sites: Polo Grounds 1960-63;
Shea Stadium 1964-83;
Giants Stadium, East Rutherford, NJ
1984-present.



OAKLAND RAIDERS
(42-38-2)

Franchise in Oakland 1960-81, 1995-present;
in Los Angeles 1982-94.

1960	(9/16)	W	34-16
*1960	(10/9)	L	19-20
1961	(9/24)	W	42-35
*1961	(11/26)	W	43-11
1962	(9/23)	W	26-16
*1962	(11/25)	W	35-7
1963	(11/3)	L	7-10
*1963	(11/8)	L	7-22
1964	(9/27)	W	21-9
*1964	(11/8)	W	42-7
1965	(9/12)	L	10-37
*1965	(10/31)	W	14-7
1966	(9/18)	W	32-10
*1966	(10/16)	L	13-34
1967	(10/1)	L	21-23
*1967	(11/23)	L	22-44
*1968	(10/20)	W	24-10
1968	(11/3)	L	21-38
i1968	(12/22)	L	6-41
*1969	(11/23)	L	24-27
1969	(12/13)	L	6-10
j1969	(1/4/70)	W	17-7
*1970	(11/1)	T	17-17
1970	(12/12)	L	6-20
1971	(10/31)	T	20-20
*1971	(12/12)	W	16-14
*1972	(11/5)	W	27-14
1972	(11/26)	L	3-26
*1973	(9/30)	W	16-3
1973	(12/8)	L	7-37
1974	(9/22)	L	7-27
*1974	(12/8)	L	6-7
*1975	(10/12)	W	42-10
1975	(12/21)	L	20-28
*1976	(9/20)	L	21-24
1976	(11/14)	L	10-21
*1977	(10/3)	L	28-37
1977	(12/18)	L	20-21
*1978	(10/15)	L	6-28
*1978	(11/5)	L	10-20
*1979	(9/23)	W	35-7
1979	(11/18)	W	24-21
*1980	(9/7)	L	14-27
1980	(10/5)	W	31-17
*1981	(10/11)	W	27-0
1981	(10/25)	W	28-17

*1982	(12/12)	L	16-21
1983	(10/9)	L	20-21
*1983	(11/6)	L	20-28
*1984	(9/16)	L	20-22
1984	(11/18)	L	7-17
*1985	(9/12)	W	36-20
1985	(10/6)	L	10-19
*1986	(10/5)	L	17-24
1986	(12/14)	W	20-17
k1987	(10/4)	L	17-35
*1987	(12/13)	W	16-10
*1988	(10/16)	L	17-27
1988	(10/30)	L	10-17
*1989	(9/17)	W	24-19
1989	(10/15)	L	14-20
*1990	(11/4)	W	9-7
1990	(11/25)	W	27-24
*1991	(10/28)	W	24-21
1991	(12/22)	W	27-21
i1991	(12/28)	W	10-6
*1992	(9/28)	W	27-7
1992	(12/6)	L	7-28
*1993	(10/3)	W	24-9
1993	(11/14)	W	31-20
*1994	(11/6)	W	13-3
1994	(12/24)	W	19-9
*1995	(9/17)	W	23-17 (OT)
1995	(12/3)	W	29-23
*1996	(9/8)	W	19-3
1996	(12/9)	L	7-26
1997	(9/8)	W	28-27
*1997	(12/7)	W	30-0
*1998	(9/6)	W	28-8
1998	(12/26)	W	31-24
1999	(11/28)	W	37-34
*1999	(1/2/00)	L	38-41 (OT)
*2000	(10/15)	L	17-20
2000	(11/5)	L	31-49

Raiders home sites:

Kezar Stadium, San Francisco 1960;
Candlestick Park, San Francisco 1961;
Frank Youell Field, Oakland 1962-65;
Los Angeles Memorial Coliseum 1982-94;
Network Associates Coliseum 1966-81,
1995-present, known as Oakland-Alameda
County Coliseum 1966-1981, 1995-97.



PHILADELPHIA EAGLES
(2-1-0)

*1972	(10/22)	L	20-21
*1992	(10/11)	W	24-17
1998	(9/27)	W	24-21

Eagles home sites: Franklin Field 1970;
Veterans Stadium 1971-present.



PITTSBURGH STEELERS
(8-15-0)

1970	(11/15)	W	31-14
*1971	(10/18)	W	38-16
1972	(11/12)	L	7-16
*1974	(10/13)	L	24-34
1975	(11/16)	L	3-28
*1976	(11/7)	L	0-45
1978	(10/29)	L	24-27
*1979	(11/11)	L	3-30
1980	(12/14)	L	16-21
1981	(9/6)	W	37-33
1982	(12/5)	L	14-35
1984	(9/2)	W	37-27
*1985	(11/10)	L	28-36
1986	(12/21)	W	24-19
*1987	(11/8)	L	16-17
1988	(11/27)	L	10-16
1989	(10/29)	L	17-23
*1992	(10/25)	L	3-27

t1993	(1/8/94)	W	27-24	(OT)
*1996	(10/7)	L	7-17	
*1997	(11/3)	W	13-10	
*1998	(10/26)	L	13-20	
*1999	(12/18)	W	35-19	

Steelers home site:
Three Rivers Stadium 1970-2000;
Heinz Field 2001 - .



ST. LOUIS RAMS
(2-4-0)

Franchise in Los Angeles prior to 1995.

*1973	(9/16)	L	13-23	
1982	(11/28)	L	14-20	
*1985	(10/20)	L	0-16	
*1991	(11/10)	W	27-20	
*1994	(9/25)	L	0-16	
1997	(10/26)	W	26-20	
*2000	(10/22)	W	54-34	

Rams home sites:
Los Angeles Memorial Coliseum 1970-79;
Anaheim Stadium 1980-94; Busch Stadium 1995;
TransWorld Dome 1995-present.



SAN DIEGO CHARGERS
(41-38-1)

Franchise located in Los Angeles prior to 1961.

1960	(9/10)	L	20-21	
*1960	(9/25)	W	17-0	
*1961	(9/10)	L	10-26	
1961	(11/19)	L	14-24	
1962	(10/7)	L	28-32	
*1962	(12/16)	W	26-17	
1963	(9/29)	L	17-38	
*1963	(10/20)	L	10-24	
*1964	(11/15)	L	14-28	
1964	(12/13)	W	49-6	
1965	(9/26)	T	10-10	
*1965	(11/14)	W	31-7	
*1966	(11/6)	W	24-14	
1966	(12/18)	W	27-17	
1967	(10/15)	L	31-45	
*1967	(11/19)	L	16-17	
*1968	(10/27)	W	27-20	
1968	(12/8)	W	40-3	
1969	(9/14)	W	27-9	
*1969	(11/9)	W	27-3	
*1970	(11/29)	W	26-14	
1970	(12/20)	L	13-31	
1971	(9/19)	L	14-21	
*1971	(10/10)	W	31-10	
1972	(10/29)	W	26-14	
*1972	(11/19)	L	17-27	
1973	(11/4)	W	19-0	
*1973	(12/16)	W	33-6	
1974	(10/27)	W	24-14	
*1974	(11/10)	L	7-14	
1975	(10/19)	W	12-10	
*1975	(12/7)	L	20-28	
*1976	(9/12)	L	16-30	
1976	(11/28)	W	23-20	
*1977	(9/25)	L	7-23	
1977	(10/23)	W	21-16	
1978	(11/12)	L	23-29	(OT)
*1978	(11/26)	W	23-0	
*1979	(11/4)	L	14-20	
1979	(11/25)	L	7-28	
*1980	(9/28)	L	7-24	
1980	(11/16)	L	7-20	
*1981	(9/20)	L	31-42	
1981	(11/1)	L	20-22	
*1982	(9/19)	W	19-12	
*1983	(9/12)	L	14-17	

1983	(12/11)	L	38-41	
*1984	(10/14)	W	31-13	
1984	(12/16)	W	42-21	
1985	(10/13)	L	20-31	
*1985	(12/22)	W	38-34	
*1986	(10/19)	W	42-41	
1986	(11/2)	W	24-23	
*1987	(9/13)	W	20-13	
1987	(10/25)	L	21-42	
*1988	(9/25)	L	23-24	
1988	(12/18)	L	13-24	
1989	(9/24)	L	6-21	
*1989	(12/17)	L	13-20	
*1990	(11/18)	W	27-10	
1990	(12/23)	W	24-21	
1991	(9/29)	W	14-13	
*1991	(12/8)	W	20-17	(OT)
1992	(9/6)	W	24-10	
*1992	(11/8)	W	16-14	
u1992	(11/2/93)	L	0-17	
1993	(10/17)	W	17-14	
*1993	(12/19)	W	28-24	
1994	(10/9)	L	6-20	
*1994	(11/13)	L	13-14	
*1995	(10/9)	W	29-23	(OT)
1995	(11/12)	W	22-7	
1996	(9/29)	L	19-22	
*1996	(11/24)	L	14-28	
*1997	(10/16)	W	31-3	
1997	(12/14)	W	29-7	
*1998	(9/20)	W	23-7	
1998	(11/22)	L	37-38	
1999	(10/3)	L	14-21	
*1999	(10/31)	W	34-0	
*2000	(9/17)	W	42-10	
2000	(11/26)	L	16-17	

Chargers home sites:

Los Angeles Memorial Coliseum 1960;
Balboa Stadium 1961-66;
Qualcomm Stadium, Jack Murphy Field
1967-present, known as Jack Murphy Stadium
1967-96.



SAN FRANCISCO 49ERS
(3-4-0)

1971	(12/6)	W	26-17	
*1975	(10/5)	L	3-20	
*1982	(12/26)	L	13-26	
1985	(11/17)	L	3-31	
1991	(12/14)	L	14-28	
*1994	(9/11)	W	24-17	
*1997	(11/30)	W	44-9	
2000	(11/12)	L	7-21	

49ers home sites: Kezar Stadium 1970;
3ComPark at Candlestick Point 1971-present;
known as Candlestick Park 1971-95.



SEATTLE SEAHAWKS
(27-16-0)

*1977	(12/11)	L	31-34	
*1978	(11/19)	L	10-13	
1978	(12/17)	L	19-23	
1979	(9/30)	W	24-6	
*1979	(12/2)	W	37-21	
*1980	(9/14)	L	16-17	
1980	(11/9)	W	31-30	
1981	(9/27)	W	20-14	
*1981	(11/22)	W	40-13	
*1983	(9/4)	W	17-13	
1983	(11/27)	L	48-51	(OT)
1984	(11/4)	L	0-45	
*1984	(12/9)	W	34-7	
*1985	(9/29)	W	28-7	
1985	(12/1)	L	6-24	

1986	(9/14)	L	17-23
*1986	(11/9)	W	27-7
*1987	(9/20)	L	14-43
*1987	(12/27)	W	41-20
*1988	(9/11)	L	10-31
*1988	(11/20)	W	27-24
*1989	(10/8)	W	20-16
*1989	(11/5)	W	20-10
*1990	(10/21)	L	7-19
*1990	(11/11)	L	16-17
*1991	(9/22)	W	20-13
*1991	(12/1)	W	19-6
*1992	(9/13)	W	26-7
1992	(11/22)	W	24-14
1993	(12/5)	W	31-16
*1993	(1/2/94)	W	34-24
*1994	(10/23)	W	38-23
1994	(11/27)	L	9-10
1995	(9/3)	W	34-10
*1995	(12/24)	W	26-3
1996	(9/15)	W	35-17
*1996	(10/17)	W	34-16
*1997	(9/28)	W	20-17 (OT)
1997	(11/23)	W	19-14
*1998	(10/4)	W	17-6
1998	(11/8)	L	12-24
*1999	(11/21)	L	19-31
1999	(12/26)	L	14-23
*2000	(10/2)	W	24-17
2000	(10/29)	W	24-19

Seahawks home site: Kingdome 1976-99;
Husky Stadium 1994, 2000-present.



TAMPA BAY BUCCANEERS
(5-3-0)

1976	(10/31)	W	28-19
*1978	(10/8)	L	13-30
1979	(12/16)	L	0-3
*1981	(9/13)	W	19-10
*1984	(10/28)	W	24-20
*1986	(10/26)	W	27-20
1993	(9/5)	W	27-3
1999	(11/14)	L	10-17

Buccaneers home sites:
Houlihan's Stadium 1976-97;
known as Tampa Stadium 1976-95,
Raymond James Stadium 1998-present.



TENNESSEE TITANS
(26-17-0)

Franchise located in Houston prior to 1997.
Known as the Oilers prior to 1999.

1960	(10/16)	L	10-20
*1960	(12/4)	W	24-0
*1961	(10/1)	W	26-21
1961	(10/22)	L	7-38
*1962	(10/28)	W	31-7
*1962	(11/4)	L	6-14
g1962	(12/23)	W	20-17 (2 OT)
*1963	(10/6)	W	28-7
1963	(10/27)	L	7-28
*1964	(10/4)	W	28-7
1964	(11/22)	W	28-19
1965	(10/24)	L	36-38
*1965	(11/28)	W	52-21
*1966	(10/30)	W	48-23
1967	(9/9)	W	25-20
*1967	(10/22)	L	19-24
1968	(9/9)	W	26-21
*1968	(11/28)	W	24-10
*1969	(10/12)	W	24-0
*1970	(11/8)	W	24-9
1971	(9/26)	W	20-16
*1973	(11/18)	W	38-14

1974	(9/29)	W	17-7
*1975	(11/2)	L	13-17
1977	(11/27)	L	20-34
*1978	(9/10)	L	17-20
1979	(9/16)	L	6-20
*1980	(10/12)	W	21-20
*1981	(11/15)	W	23-10
1983	(10/23)	W	13-10 (OT)
*1984	(11/11)	L	16-17
1985	(11/3)	L	20-23
*1986	(9/21)	W	27-13
1988	(10/9)	L	6-7
*1989	(11/26)	W	34-0
*1990	(12/16)	L	10-27
1991	(9/16)	L	7-17
1992	(9/20)	L	20-23 (OT)
1993	(9/12)	L	0-30
h1993	(11/6/94)	W	28-20
*1994	(12/18)	W	31-9
*1995	(11/19)	W	20-13
1996	(9/1)	W	20-19
2000	(9/10)	L	14-17 (OT)

Titans home sites: Jeppesen Stadium 1960-64;
Rice Stadium 1965-67; Astrodome 1968-96;
Liberty Bowl, Memphis, TN 1997;
Vanderbilt Stadium, Nashville, TN 1998;
Adelphia Coliseum, Nashville, TN 1999-present



WASHINGTON REDSKINS
(4-1-0)

*1971	(10/24)	W	27-20
1976	(10/10)	W	33-30
1983	(9/18)	L	12-27
*1992	(11/15)	W	35-16
*1995	(11/5)	W	24-3

Redskins home site: RFK Memorial Stadium
1970-96; Fed Ex Field 1997-present,
known as Jack Kent Cooke Stadium 1997-99.

CHIEFS VS. THE NFL KEY

- * Home Game (Cotton Bowl 1960-62; Municipal Stadium 1963-71; Arrowhead Stadium 1972-present)
- Playoff Games in Bold**
- a AFL Championship Game (Buffalo, NY)
- b AFC Divisional Playoff Game (Buffalo, NY)
- c AFC Championship Game (Buffalo, NY)
- d Replacement Game (Kansas City, MO)
- e Super Bowl I (Los Angeles, CA)
- f Milwaukee, WI
- g AFL Championship Game (Houston, TX)
- h AFC Divisional Playoff Game (Houston, TX)
- i AFL Divisional Playoff Game (Oakland, CA)
- j AFL Championship Game (Oakland, CA)
- k Replacement Game (Los Angeles, CA)
- l AFC Wild Card Playoff Game (Kansas City, MO)
- m AFL Divisional Playoff Game (Kansas City, MO)
- n Replacement Game (Miami, FL)
- o AFC Wild Card Playoff Game (Miami, FL)
- p AFC Wild Card Playoff Game (Miami, FL)
- q Super Bowl IV (New Orleans, LA)
- r AFL Divisional Playoff Game (New York, NY)
- s AFC Wild Card Playoff Game (East Rutherford, NJ)
- t AFC Wild Card Playoff Game (Kansas City, MO)
- u AFC Wild Card Playoff Game (San Diego, CA)
- v AFC Divisional Playoff Game (Kansas City, MO)
- w University of Denver Stadium (Denver, CO)

NOTE: Home sites are listed only after the AFL-NFL merger in 1970.

CHIEFS VS. THE NFL - ALL GAMES

	<i>Preseason</i>	<i>Regular Season</i>	<i>Playoffs</i>	<i>Total</i>	<i>Overall Win Pct.</i>
Arizona	13-8-1	4-1-1	0-0	17-9-2	(.643)
Atlanta	4-2-0	4-1-0	0-0	8-3-0	(.727)
Baltimore	0-0-0	1-0-0	0-0	1-0-0	(1.000)
Buffalo	8-4-0	14-18-1	1-2	23-24-1	(.490)
Carolina	1-0-0	2-0-0	0-0	3-0-0	(1.000)
Chicago	5-2-0	3-5-0	0-0	8-7-0	(.533)
Cincinnati	6-0-0	11-9-0	0-0	17-9-0	(.607)
Cleveland	3-0-0	7-8-2	0-0	10-8-2	(.550)
Dallas	4-3-0	3-4-0	0-0	7-7-0	(.500)
Denver	8-1-0	47-34-0	0-1	55-36-0	(.604)
Detroit	4-7-0	6-3-0	0-0	10-10-0	(.500)
Green Bay	4-5-1	5-1-0	0-1	9-7-0	(.563)
Indianapolis	1-3-0	6-7-0	0-1	7-11-0	(.389)
Jacksonville	1-2-0	0-2-0	0-0	1-4-0	(.200)
Miami	1-1-1	10-10-0	0-3	11-14-1	(.442)
Minnesota	6-6-0	4-3-0	1-0	11-9-0	(.550)
New England	3-3-0	15-9-0	0-0	18-12-0	(.600)
New Orleans	3-4-0	4-3-0	0-0	7-7-0	(.500)
N.Y. Giants	1-1-0	2-7-0	0-0	3-8-0	(.273)
N.Y. Jets	5-2-0	14-13-1	1-1	20-16-0	(.556)
Oakland	7-1-0	40-39-2	2-1	49-41-2	(.543)
Philadelphia	1-0-0	2-1-0	0-0	3-1-0	(.750)
Pittsburgh	1-1-0	7-15-0	1-0	9-16-0	(.563)
St. Louis	3-8-0	3-4-0	0-0	6-12-0	(.333)
San Diego	2-5-0	42-38-1	0-1	44-44-1	(.500)
San Francisco	1-4-0	3-5-0	0-0	4-9-0	(.308)
Seattle	0-0-0	29-16-0	0-0	29-16-0	(.644)
Tampa Bay	1-3-0	5-3-0	0-0	6-6-0	(.500)
Tennessee	10-3-0	24-18-0	2-0	36-21-0	(.632)
Washington	3-2-0	4-1-0	0-0	7-3-0	(.700)

CHIEFS ENSHRINED IN THE MISSOURI SPORTS HALL OF FAME



Name	Position	Years with Chiefs
Lamar Hunt	Founder	1960-present
Hank Stram	Head Coach	1960-74
Dick Vermeil	Head Coach	2001-present
Bill Grigsby	Radio Broadcaster	1963-present
Marcus Allen	RB	1993-97
Fred Arbanas	TE	1962-70
Bobby Bell	LB	1963-74
Ed Budde	G	1963-76
Len Dawson	QB	1962-75
Willie Lanier	LB	1967-77
Johnny Robinson	S/HB	1960-71
Jan Stenerud	K	1967-79
Otis Taylor	WR	1965-75



Note: The Missouri Sports Hall of Fame is located in Springfield, Missouri and is "committed to recognizing Missouri sports legends and inspiring Missouri's sports future."

PLAYOFF HISTORY

PLAYOFF CAPSULE

NFL Championships	1 (1969)
AFL Championships	3 (1962, 1966, 1969)
AFC West Championships	4 (1971, 1993, 1995, 1997)
Total Playoff Games	19
All-Time Playoff Record	8-11
Years in Playoffs	13
Most Consecutive Playoff Appearances	6 (1990-95)

GAME-BY-GAME PLAYOFF RESULTS

DATE	OPPONENT	GAME	RESULT
12/23/62	Houston	'62 AFL Championship	W, 20-17 (OT)
1/1/67	Buffalo	'66 AFL Championship	W, 31-7
1/15/67	Green Bay	Super Bowl I	L, 35-10
12/22/68	Oakland	'68 AFL Divisional	L, 41-6
12/20/69	N.Y. Jets	'69 AFL Divisional	W, 13-6
1/4/70	Oakland	'69 AFL Championship	W, 17-7
1/11/70	Minnesota	Super Bowl IV	W, 23-7
12/25/71	Miami	'71 AFC Divisional	L, 27-24 (2 OT)
12/28/86	N.Y. Jets	'86 AFC Wild Card	L, 35-15
1/5/91	Miami	'90 AFC First Round	L, 17-16
12/28/91	L.A. Raiders	'91 AFC First Round	W, 10-6
1/5/92	Buffalo	'91 AFC Divisional	L, 37-14
1/2/93	San Diego	'92 AFC First Round	L, 17-0
1/8/94	Pittsburgh	'93 AFC First Round	W, 27-24 (OT)
1/16/94	Houston	'93 AFC Divisional	W, 28-20
1/23/94	Buffalo	'93 AFC Championship	L, 30-13
12/31/94	Miami	'94 AFC First Round	L, 27-17
1/7/96	Indianapolis	'95 AFC Divisional	L, 10-7
1/4/98	Denver	'97 AFC Divisional	L, 10-14

**The Chiefs franchise was located in Dallas and known as the Texans from 1960-62.*

RECORD vs. ALL PLAYOFF OPPONENTS

TEAM	RECORD	LAST MEETING	RESULT
Buffalo	1-2	'93 AFC Championship	L, 30-13
Denver	0-1	'97 AFC Divisional	L, 10-14
Green Bay	0-1	Super Bowl I	L, 35-10
Houston	2-0	'93 AFC Divisional	W, 28-20
Indianapolis	0-1	'95 AFC Divisional	L, 10-7
Miami	0-3	'94 AFC First Round	L, 27-17
Minnesota	1-0	Super Bowl IV	W, 23-7
N.Y. Jets	1-1	'86 AFC Wild Card	L, 35-15
*Oakland	2-1	'91 AFC First Round	W, 10-6
Pittsburgh	1-0	'93 AFC First Round	W, 27-24 (OT)
San Diego	0-1	'92 AFC First Round	L, 17-0

**Franchise located in Los Angeles from 1982-94.*

PLAYOFF GAME SUMMARIES

1962 AFL CHAMPIONSHIP GAME



Texans 20, Oilers 17 (2 OT)
December 23, 1962
Jeppesen Stadium (37,981)



A contest that moved the infant American Football League into the national consciousness proved to be the first of three AFL titles for Hank Stram's Texans/Chiefs.

Following second place finishes in each of the league's first two seasons, the Texans ran away with the AFL West championship in 1962. Dallas finished 11-3, a full four games in front, and was matched with the Houston Oilers, also 11-3, who had won the AFL title in 1960 and 1961 over the Los Angeles, then San Diego Chargers.

The Texans, paced by a pair of touchdowns from Abner Haynes, took a 17-0 halftime advantage. Haynes scored first on a 28-yard pass from Len Dawson and then on a two-yard run after Tommy Brooker had given Dallas a 3-0 first-quarter advantage with a 16-yard field goal.

But the momentum quickly shifted to the Oilers in the second half. George Blanda, then a "young" 35-year-old, passed 15 yards to Willard Dewveall for a touchdown and kicked a 31-yard field goal before Charley Tolar burst over from the one to tie the game at 17-17 in the fourth quarter.

The two teams then went into the first sudden death overtime in AFL annals. The Texans won the toss and Stram elected to kick off, maintaining his defense could hold the Oilers long enough for Dawson to get the ball in good field position. Herein came the famous "kick to the clock" episode in which Texans captain Haynes inadvertently elected for his team to kick into the wind instead of having it as the consolation for not receiving the football.

Neither club mounted a serious challenge in the early stages of overtime, but as the fifth quarter was drawing to a close, Dallas defensive end Bill Hull intercepted a Blanda pass and returned it to midfield. Dawson then passed to Jack Spikes for 10 yards; Spikes, the game's most valuable player, then ran for 19 and the Texans were in field goal range. At the 2:54 mark of the sixth quarter, Brooker kicked a 25-yard field goal to give the Texans a 20-17 victory and the American Football League championship. The game lasted 77 minutes and 54 seconds and would be the longest in pro football history until the Chiefs and Miami Dolphins played over 82 minutes nearly a decade later in 1971.

DALLAS	3	14	0	0	0	3	—	20
HOUSTON	0	0	7	10	0	0	—	17

TEXANS — Brooker, 16-yard field goal.

TEXANS — Haynes, 28-yard pass from Dawson (Brooker kick).

TEXANS — Haynes, 2-yard run (Brooker kick).

OILERS — Dewveall, 15-yard pass from Blanda (Blanda kick).

OILERS — Blanda, 31-yard field goal.

OILERS — Tolar, 1-yard run (Blanda kick).

TEXANS — Brooker, 25-yard field goal.

Team Statistics	Oilers	Texans
First Downs 21	19
Total Net Yards 359	237
Rushes/Net Yards 30/98	54/199
Net Passing 261	38
Pass Attempts/Completions 46/23	14/9
Had Intercepted 5	0
Sacked/Yards Lost 0/0	6/50
Punts/Average 3/39.3	8/31.2
Penalties/Yards 6/50	6/42
Fumbles/Lost 0/0	2/1

RUSHING

TEXANS — McClinton 24-70; Spikes 11-77;

Dawson 5-26; Haynes 14-26, 1 TD.

OILERS — Tolar 15-78, 1 TD; Cannon 11-37; Smith 2-3.

RECEIVING

TEXANS — Haynes 3-45, 1 TD; Spikes 2-24;

Arbanas 2-21; Bishop 1-(-6);

McClinton 1-4.

OILERS — Hennigan 3-37; Tolar 1-8;

McLeod 5-70; Cannon 6-54;

Dewveall 6-59, 1 TD; Jamison 1-(-9); Smith 1-6.

PASSING

TEXANS — Dawson 9-14-88, 1 TD, 0 INTs.

OILERS — Blanda 23-46-261, 1 TD, 5 INTs.

INTERCEPTIONS

TEXANS — Robinson 2-50; Holub 1-43;

Grayson 1-20; Hull 1-23.

OILERS — None.

FIELD GOALS

TEXANS — Brooker (16) 33WL (25).

OILERS — Blanda 47WL (31).

NFL's LONGEST GAMES

The Chiefs/Texans have participated in the two longest games in NFL history, both double-overtime playoff contests, while former Chiefs head coach Marty Schottenheimer was at the helm of the Cleveland Browns for the third-longest game in NFL annals in '87.

Time	Result	Date
1. 82:40	Miami 27, KANSAS CITY 24	Dec. 25, 1971
2. 77:54	Dallas Texans 20, HOUSTON 17	Dec. 23, 1962
3. 77:02	CLEVELAND 23, N.Y. Jets 20	Jan. 3, 1987

1966 AFL CHAMPIONSHIP GAME



Chiefs 31, Bills 7
January 1, 1967
War Memorial Stadium (42,080)



With a berth in Super Bowl I as the prize, the Chiefs visited ancient War Memorial Stadium for a New Year's Day clash with the defending AFL champion Buffalo Bills.

The game, played in frigid, sub-freezing temperatures, produced its first break on the opening kickoff, Jerrel Wilson recovered a Bills fumble on the Buffalo 31-yard line. Three plays later, Len Dawson passed 29 yards to Fred Arbanas for the first touchdown and a 7-0 Kansas City lead.

Buffalo, though, tied the game near the end of the opening period when Jack Kemp hit Elbert Dubenion on a 69-yard pass play. Few thought it would be the Bills final score of the day.

The Chiefs defense stiffened and Dawson led the offense to 10 second-quarter points. Otis Taylor caught a 29-yard touchdown pass and Mike Mercer added a 32-yard field goal, aided by a 72-yard pass interception by Johnny Robinson.

Mike Garrett then applied the coup de grace for the Chiefs by scoring on runs of one and 18 yards. Kansas City won its second AFL title in four years and awaited the Green Bay Packers in Super Bowl I.

KANSAS CITY **7 10 0 14 — 31**
BUFFALO **7 0 0 0 — 7**

CHIEFS — Arbanas, 29-yard pass from Dawson (Mercer kick).

BILLS — Dubenion, 69-yard pass from Kemp (Lusteg kick).

CHIEFS — Taylor, 29-yard pass from Dawson (Mercer kick).

CHIEFS — Mercer, 32-yard field goal.

CHIEFS — Garrett, 1-yard run (Mercer kick).

CHIEFS — Garrett, 18-yard run (Mercer kick).

Team Statistics	Bills	Chiefs
First Downs	9	14
Total Net Yards	255	277
Rushes/Net Yards	13/40	33/113
Net Passing	215	164
Pass Attempts/Completions	27/12	24/16
Had Intercepted	2	0
Sacked/Yards Lost	4/38	7/63
Punts/Average	8/39.3	6/42.3
Penalties/Yards	3/23	4/40
Fumbles/Lost	3/2	1/0

RUSHING

CHIEFS — Dawson, 5-28; Garrett 13-39, 2 TDs; McClinton 11-38; Coan 2-6; G. Thomas 2-2.

BILLS — Carlton 9-31; Burnett 3-6; Kemp 1-3.

RECEIVING

CHIEFS — Garrett 4-16; Arbanas 2-44, 1 TD; Taylor 5-78; Burford 4-76; McClinton 1-13.

BILLS — Burnett 6-127; Dubenion 2-79, 1 TD; Carlton 1-5; Bass 2-26; Crockett 1-16

PASSING

CHIEFS — Dawson 16-24-227, 2 TDs, 0 INTs.

BILLS — Kemp 12-27-253, 1 TD, 2 INTs.

INTERCEPTIONS

CHIEFS — Robinson 1-72; E. Thomas 1-26.

BILLS — None.

FIELD GOALS

CHIEFS — Mercer (32) 49S.

BILLS — None.

SUPER BOWL I



Packers 35, Chiefs 10
January 15, 1967
Los Angeles Memorial Coliseum (63,036)



Representing themselves and the American Football League in the first championship match with the National Football League, the Chiefs played well for one half before bowing to the supremacy of the Green Bay Packers.

Vince Lombardi's Packers, one of the great pro football teams of all time, won Super Bowl I by a 35-10 score. The Packers held a slim 14-10 advantage at the half before the game turned on one play in the third quarter.

Green Bay opened the scoring when Bart Starr passed 37 yards to Max McGee, who made a remarkable one-handed catch for the touchdown. Len Dawson tied the game for the Chiefs when he passed to Curtis McClinton for

a second period touchdown. The Packers then went back on top, 14-7 before Mike Mercer kicked a 31-yard field goal just before the half ended.

The Chiefs momentum carried over into the third quarter as Kansas City moved to a first down on its initial possession. But then the game's key play, one that doomed the underdog Chiefs, unfolded when Willie Wood intercepted a Dawson pass intended for Fred Arbanas at midfield. Wood returned it all the way to the Chiefs five-yard line, where Elijah Pitts ran for a third Green Bay touchdown and an insurmountable 21-10 lead. The Packers would add two more scores en route to a 35-10 win.

KANSAS CITY 0 10 0 0 — 10
 GREEN BAY 7 7 14 7 — 35

PACKERS — McGee, 37-yard pass from Starr (Chandler kick).

CHIEFS — McClinton, 7-yard pass from Dawson (Mercer kick).

PACKERS — Taylor, 14-yard run (Chandler kick).

CHIEFS — Mercer, 31-yard field goal.

PACKERS — Pitts, 5-yard run (Chandler kick).

PACKERS — McGee, 13-yard pass from Starr (Chandler kick).

PACKERS — Pitts, 1-yard run (Chandler kick).

Team Statistics	Packers	Chiefs
First Downs	21	17
Total Net Yards	358	239
Rushes/Net Yards	33/130	19/72
Net Passing	228	167
Pass Attempts/Completions	24/16	32/17
Had Intercepted	1	1
Sacked/Yards Lost	3/22	6/61
Punts/Average	4/43.3	7/45.3
Penalties/Yards	4/40	4/26
Fumbles/Lost	1/0	1/0

RUSHING

CHIEFS — Coan 3-1; Dawson 3-24; Garrett 6-17; McClinton 6-16; Beathard 1-14.

PACKERS — Pitts 11-45, 2 TDs; Taylor 16-53, 1 TD; Anderson 4-30; Grabowski 2-2.

RECEIVING

CHIEFS — Burford 4-67; Arbanas 2-30; Carolan 1-7; Garrett 3-28; McClinton 2-34, 1 TD; Taylor 4-57; Coan 1-5.

PACKERS — Dale 4-59; Fleming 2-22; McGee 7-138; Pitts 2-32

PASSING

CHIEFS — Dawson 16-27-211, 1 TD, 1 INT; Beathard 1-5-17, 0 TDs, 0 INTs.

PACKERS — Starr 16-23-250, 2 TDs, 1 INT; Bratowski 0-1-0, 0 TDs, 0 INTs.

INTERCEPTIONS

CHIEFS — Mitchell 1-0.

PACKERS — Wood 1-50.

FIELD GOALS

CHIEFS — Mercer 40WR (31).

PACKERS — None.

1968 AFL DIVISIONAL PLAYOFF GAME



Raiders 41, Chiefs 6
December 22, 1968



Oakland-Alameda County Coliseum (54,444)

KANSAS CITY 0 6 0 0 — 6
 OAKLAND 21 7 0 13 — 41

RAIDERS — Biletnikoff, 24-yard pass from Lamonica (Blanda kick).

RAIDERS — Wells, 23-yard pass from Lamonica (Blanda kick).

RAIDERS — Biletnikoff, 44-yard pass from Lamonica (Blanda kick).

CHIEFS — Stenerud, 10-yard field goal.

CHIEFS — Stenerud, 8-yard field goal.

RAIDERS — Biletnikoff, 54-yard pass from Lamonica (Blanda kick).

RAIDERS — Wells, 35-yard pass from Lamonica (Blanda kick).

RAIDERS — Blanda, 41-yard field goal.

RAIDERS — Blanda, 40-yard field goal.

Team Statistics	Raiders	Chiefs
First Downs	22	13
Total Net Yards	454	312
Rushes/Net Yards	30/118	24/70
Net Passing	336	242
Pass Attempts/Completions	39/19	36/17
Had Intercepted	0	4
Sacked/Yards Lost	1/11	1/11
Punts/Average	5/45.4	6/50.3
Penalties/Yards	1/5	4/49
Fumbles/Lost	1/0	2/0

RUSHING

CHIEFS — Holmes 13-46; Garrett 6-5; Hayes 3-10; Dawson 2-9.

RAIDERS — Dixon 10-13; Smith 13-74; Hagberg 4-12; Banaszak 3-19.

RECEIVING

CHIEFS — Pitts 5-56; Taylor 4-117; Garrett 4-31;

Richardson 3-57;

Holmes 1-(-8).

RAIDERS — Biletnikoff 7-180, 3 TDs;

Wells 4-93, 1 TD; Smith 5-25;

Cannon 2-15; Dixon 1-7.

PASSING

CHIEFS — Dawson 17-36-253, 0 TDs 4 INTs.

RAIDERS — Lamonica 19-39-345, 5 TDs, 0 INTs.

INTERCEPTIONS

CHIEFS — None.

RAIDERS — Hopkins 1-7; Wilson 1-14;

Conners 1-5; Brown 1-0.

FIELD GOALS

CHIEFS — Stenerud (10) (8) 39S.

RAIDERS — Blanda (41) (40).

1969 AFL DIVISIONAL PLAYOFF GAME



Chiefs 13, Jets 6
December 20, 1969
Shea Stadium (62,977)



KANSAS CITY	0	3	3	7	—	13
NEW YORK	3	0	0	3	—	6

JETS – J. Turner, 28-yard field goal.
CHIEFS – Stenerud, 23-yard field goal.
CHIEFS – Stenerud, 25-yard field goal.
JETS – J. Turner, 7-yard field goal.
CHIEFS – Richardson, 19-yard pass from Dawson (Stenerud kick).

Team Statistics	Jets	Chiefs
First Downs	19	14
Total Net Yards	235	276
Rushes/Net Yards	22/87	30/99
Net Passing	148	177
Pass Attempts/Completions	40/14	27/12
Had Intercepted	3	0
Sacked/Yards Lost	2/16	2/24
Punts/Average	5/37.2	6/33.5
Penalties/Yards	3/15	5/63
Fumbles/Lost	1/1	0/0

RUSHING

CHIEFS – Garrett 18-67; Hayes 10-32; McVea 1-0; Holmes 1-0.
JETS – Snell 12-61; Boozer 3-14; Mathis 6-11; Namath 1-1.

RECEIVING

CHIEFS – Holmes 1-29; Taylor 2-74; Hayes 5-46; Pitts 1-(-6); Arbanas 2-39; Richardson 1-19, 1 TD.
JETS – Lammons 3-37; Sauer 5-61; Boozer 1-10; B. Turner 2-25; Snell 1-9; Mathis 1-4; Maynard 1-18.

PASSING

CHIEFS – Dawson 12-27-201, 1 TD, 0 INTs.
JETS – Namath 14-40-164, 0 TDs, 3 INTs.

INTERCEPTIONS

CHIEFS – Marsalis 2-42; Thomas 1-0.
JETS – None.

FIELD GOALS

CHIEFS – Stenerud 47S (23) 44WR 47WL (25).
JETS – Turner (28) (7).

1969 AFL CHAMPIONSHIP GAME



Chiefs 17, Raiders 7
January 4, 1970
Oakland-Alameda County Coliseum (54,544)



On the day the American Football League played the final game of its 10-year history, the Kansas City Chiefs became the only three-time AFL champion. The Chiefs, through a curious playoff system, played their Western Division rivals, the Oakland Raiders, for the league's last title. Oakland, which had won the AFL West and held a pair of regular season wins over the Chiefs, went down to a 17-7 defeat.

The contest, unlike other Raiders-Chiefs matchups, was marked by turnovers. The two clubs managed one first-half touchdown apiece, Oakland's on a three-yard run by Charlie Smith, Kansas City responding with a one-yard plunge by Wendell Hayes after Len Dawson had hit on passes of 14 yards to Otis Taylor and 41 yards to Frank Pitts.

In the third quarter, George Blanda twice missed field goal attempts that would have moved Oakland in front. Midway through the period, Kansas City mounted a drive from its own two-yard line, the field position a result of a fumble which luckily was recovered before it bounded into the end zone. Dawson and Taylor pulled Kansas City out of the hole with a 35-yard pass and run play. Robert Holmes

added 23 more on a flare pass in the left flat and then scored the go-ahead touchdown five plays later.

At this point the game became a defensive struggle. Led by defensive charges from the entire front four of Aaron Brown, Buck Buchanan, Curley Culp and Jerry Mays, the Chiefs continually harassed Raiders quarterback Daryle Lamonica. But the turnovers which would plague both teams were only beginning.

In the fourth quarter, turnovers gave Oakland the football three times in Kansas City territory. Three times the Chiefs responded with interceptions, one each by Jim Marsalis, Jim Kearney and Emmitt Thomas. Thomas' steal was his second of the day and covered 62 yards to the Oakland 18-yard line. Jan Stenerud's field goal provided a 17-7 lead and a return to the Super Bowl.

KANSAS CITY	0	7	7	3	—	17
OAKLAND	7	0	0	0	—	7

RAIDERS – Smith, 3-yard run (Blanda kick).
CHIEFS – Hayes, 1-yard run (Stenerud kick).
CHIEFS – Holmes, 5-yard run (Stenerud kick).
CHIEFS – Stenerud, 22-yard field goal.

Team Statistics	Raiders	Chiefs
First Downs	18	13
Total Net Yards	233	207
Rushes/Net Yards	28/79	39/86
Net Passing	154	121
Pass Attempts/Completions	45/17	17/7
Had Intercepted	4	0
Sacked/Yards Lost	4/37	1/8
Punts/Average	6/48.5	8/42.8
Penalties/Yards	5/45	5/43
Fumbles/Lost	1/0	5/4

RUSHING

CHIEFS – Holmes 18-14, 1 TD; Garrett 7-19; Hayes 8-35; McVea 3-13; Dawson 3-5.

RAIDERS – Dixon 12-36; Smith 12-31, 1 TD; Banaszak 2-8; Todd 2-4.

RECEIVING

CHIEFS – Taylor 3-62; Holmes 2-16; Pitts 1-41; Arbanas 1-10.

RAIDERS – Smith 8-86; Sherman 3-45; Cannon 2-22; Wells 1-24; Banaszak 2-13; Dixon 1-1.

PASSING

CHIEFS – Dawson 7-17-129, 0 TDs, 0 INTs.

RAIDERS – Lamonica 15-39-167, 0 TDs, 3 INTs; Blanda 2-6-24, 0 TDs, 1 INT.

INTERCEPTIONS

CHIEFS – Thomas 2-69; Marsalis 1-23; Kearney 1-17.

RAIDERS – None.

SACKS

CHIEFS – Brown 3; Culp 1.

RAIDERS – Davidson 1.

FIELD GOALS

CHIEFS – Stenerud 52S (22).

RAIDERS – Blanda 52S 39WR 40WR.

SUPER BOWL IV

Chiefs 23, Vikings 7

January 11, 1970

Tulane Stadium (80,562)



Kansas City's finest sports hour concluded at 5:20 in the afternoon of Sunday, January 11, 1970, when the Chiefs defeated the Minnesota Vikings, 23-7, for the world championship of pro football.

The Chiefs, who finished 11-3 on the season and defeated the New York Jets and Oakland Raiders in the playoffs, closed out their first decade as the outstanding team in the American Football League, which, with Super Bowl IV, came to an end. Beginning in 1970, the two leagues merged, with the AFL becoming the American Football Conference of the NFL.

Minnesota, a prohibitive favorite, was 12-2 during the regular season and at one point had won 12 games in succession.

The Chiefs took an early lead when Jan Stenerud kicked a 48-yard first quarter field goal. Stenerud's kick remains in Super Bowl annals as the second-longest field goal in the game's history. He then followed with field goals of 32 and 25 yards for a 9-0 lead.

Kansas City received the first break in the game when the Vikings Charlie West fumbled a kickoff and Remi Prudhomme recovered at the Minnesota 19-yard line. After an eight-yard loss, Len Dawson handed off to Wendell Hayes, who rambled for 13 yards up the middle on a draw play. A 10-yard pass to Otis Taylor gave the Chiefs a first down at the four. Three plays later, Mike Garrett burst off-tackle for the touchdown. The Chiefs held a 16-0 halftime lead, stunning the Vikings and a nationwide television audience.

Minnesota mounted a mild third-quarter

comeback when Dave Osborn scored from four yards out to cut the margin to 16-7. But any hopes the Vikings had of getting closer were dashed by Otis Taylor, who lived up to his big-play reputation repeatedly through that season.

Dawson hit Taylor on a short hitch pattern, but when Earsell Mackbee missed the initial tackle, Taylor was loose down the right sideline, high-stepping his way to a 46-yard touchdown. After three quarters, the Chiefs again held a 16-point lead.

As was so often the case in 1969, the defense came to the fore. Minnesota had the ball three times in the final period and, as in the Oakland game the previous week, the Chiefs snuffed out all three chances with interceptions. Middle linebacker Willie Lanier picked off a Joe Kapp pass to halt a rally at the Chiefs 34-yard line. Later on, Johnny Robinson, playing with what turned out to be three broken ribs, grabbed another errant Kapp throw. In the game's closing minutes, Emmitt Thomas intercepted his fourth pass of the playoffs. The Chiefs then ran out the clock to capture the AFL's second consecutive Super Bowl triumph.

MINNESOTA 0 0 7 0 — 7
KANSAS CITY 3 13 7 0 — 23

CHIEFS – Stenerud, 48-yard field goal.

CHIEFS – Stenerud, 32-yard field goal.

CHIEFS – Stenerud, 25-yard field goal.

CHIEFS – Garrett, 5-yard run (Stenerud kick).

VIKINGS – Osborn, 4-yard run (Cox kick).

CHIEFS – Taylor, 46-yard pass from Dawson (Stenerud kick).

Team Statistics	Chiefs	Chiefs
First Downs	13	18
Total Net Yards	239	273
Rushes/Net Yards	19/67	41/151
Net Passing	172	122
Pass Attempts/Completions	28/17	17/12
Had Intercepted	3	1
Sacked/Yards Lost	3/27	3/20
Punts/Average	3/37.0	4/48.5
Penalties/Yards	6/67	4/47
Fumbles/Lost	3/20	0/0

RUSHING

CHIEFS – Garrett 11-39, 1 TD; Holmes 5-7; Pitts 3-37; Dawson 3-11; Hayes 8-31; McVea 12-26.

VIKINGS – Osborn 7-15, 1 TD; Brown 6-26; Kapp 2-9; Reed 4-17.

RECEIVING

CHIEFS – Garrett 2-25; Pitts 3-33; Taylor 6-81, 1 TD; Hayes 1-13.

VIKINGS – Osborn 2-11; Beasler 2-41; Brown 3-11; Henderson 7-111; Reed 2-16; Washington 1-9.

PASSING

CHIEFS – Dawson 12-17-142, 1 TD, 1 INT; Livingston 0-0-0.

VIKINGS – Kapp 16-25-183, 0 TDs, 2 INTs; Cuozzo 1-3-16, 0 TD, 1 INT.

INTERCEPTIONS

CHIEFS – Lanier 1-9; Robinson 1-9; Thomas 1-6.

VIKINGS – Krause 1-0.

SACKS

CHIEFS – Mays 1; Buchanan 1; Brown 1.

VIKINGS – Winston 1; Marshall 1; Eller 1.

FIELD GOALS

CHIEFS – Stenerud (48) (32) (25).

VIKINGS – Cox 56S.

1969 KANSAS CITY CHIEFS WORLD CHAMPIONS



Front Row: Noland Smith, Jan Stenerud, Warren McVea, Mike Livingston, Tom Flores, Ed Podolak, Jacky Lee, Len Dawson, John Huarte, Emmitt Thomas.

Second Row: Goldie Sellers, Mike Garrett, Willie Mitchell, Bert Coan, Ceaser Belser, Frank Pitts, Head Coach Hank Stram, Paul Lowe, Gloster Richardson, Curtis McClinton, Richard Armstrong, Wendell Hayes, Jim Marsalis.

Third Row: Dr. Albert Miller, Johnny Robinson, Jerrel Wilson, Robert Holmes, Jim Kearney, Jim Lynch, E.J. Holub, Jack Rudnay, George Daney, Curley Culp, Willie Lanier, Bobby Yarborough - Equipment Manager.

Fourth Row: John Beake - Assistant Coach, Tommy O'Boyle - Assistant Coach, Remi Prudhomme, Bob Stein, Jerry McClurg, Ed Budde, Dave Hill, Gene Trosch, Jerry Mays, Mo Moorman, Jim Tyrer, Bobby Bell, Lloyd Wells - Scout, Wayne Rudy - Trainer.

Fifth Row: Tom Pratt - Assistant Coach, Bill Walsh - Assistant Coach, Jack Steadman - General Manager, Reg Carolan, Mickey McCarty, Ed Lothamer, Fred Arbanas, Chuck Hurston, Buck Buchanan, Aaron Brown, Morris Stroud, Otis Taylor, Pete Brewster - Assistant Coach, Tom Bettis - Assistant Coach, Bob Wachter - Ticket/Stadium Manager.

1971 AFC DIVISIONAL PLAYOFF GAME



Dolphins 27, Chiefs 24 (2 OT)
December 25, 1971
Municipal Stadium (50,374)



MIAMI 0 10 7 7 0 3 — 27
 KANSAS CITY.... 10 0 7 7 0 0 — 24

- CHIEFS** — Stenerud, 24-yard field goal.
CHIEFS — Podolak 7-yard pass from Dawson (Stenerud kick).
DOLPHINS — Csonka, 1-yard run (Yepreman kick).
DOLPHINS — Yepreman, 14-yard field goal.
CHIEFS — Otis, 1-yard run (Stenerud kick).
DOLPHINS — Kiick, 1-yard run (Yepreman kick).
CHIEFS — Podolak 3-yard run (Stenerud kick).
DOLPHINS — Fleming, 5-yard pass from Griese (Yepreman kick).
DOLPHINS — Yepreman, 37-yard field goal.

Team Statistics	Dolphins	Chiefs
First Downs	22	23
Total Net Yards	407	451
Rushes/Net Yards	43/144	44/213
Net Passing	263	238
Pass Attempts/Completions	35/20	26/18
Had Intercepted	2	2
Sacked/Yards Lost	0/0	1/8
Punts/Average	6/40.0	2/51.0
Penalties/Yards	5/26	6/44
Fumbles/Lost	1/0	3/2

RUSHING

CHIEFS — Hayes 22-100; Podolak 17-85, 1 TD; Wright 2-15; Otis 3-13, 1 TD.

DOLPHINS — Kiick 15-56, 1 TD
 Csonka 24-86, 1 TD; Griese 2-9; Warfield 2-(-7).

RECEIVING

CHIEFS — Podolak 8-110, 1 TD; Hayes 3-6; Wright 3-104; Taylor 3-12; Frazier 1-14.

DOLPHINS — Warfield 7-140; Fleming 4-37, 1 TD; Kiick 3-24; Twilley 5-58; Mandich 1-4.

PASSING

CHIEFS — Dawson 18-26-246, 1 TD, 2 INTs; Podolak 0-0-0, 0 TDs, 0 INTs.

DOLPHINS — Griese 20-35-263, 1 TD, 2 INTs.

INTERCEPTIONS

CHIEFS — Lanier 1-17; Lynch 1-0.
DOLPHINS — Johnson 1-0; Scott 1-13.

SACKS

CHIEFS — None.
DOLPHINS — Fernandez 0.5; Riley 0.5.

FIELD GOALS

CHIEFS — Stenerud (24) 29WR 31WR 42B.
DOLPHINS — Yepreman (14) 52WL.

1986 AFC WILD CARD PLAYOFF GAME



Jets 35, Chiefs 15
December 28, 1986
Giants Stadium (69,307)



KANSAS CITY..... 6 0 0 9 — 15
 NEW YORK 7 14 7 7 — 35

- CHIEFS** — J. Smith, 1-yard run (kick failed) (9-67).
JETS — McNeil, 1-yard run (Leahy kick) (13-75).
JETS — McNeil, 1-yard pass from Ryan (Leahy kick) (12-47).
JETS — Toon, 11-yard pass from Ryan (Leahy kick) (8-62).
JETS — McArthur, 21-yard interception return (Leahy kick).
CHIEFS — Lewis, blocked punt recovery in end zone (Lowery kick).
JETS — Griggs, 6-yard pass from Ryan (Leahy kick) (7-61).
CHIEFS — Safety, Jennings runs out of end zone.

Team Statistics	Jets	Chiefs
First Downs	19	15
Total Net Yards	306	241
Rushes/Net Yards	36/165	20/67
Net Passing	141	174
Pass Attempts/Completions	23/16	37/20
Had Intercepted	0	2
Sacked/Yards Lost	2/12	2/3
Punts/Average	4/29.0	3/41.3
Penalties/Yards	8/54	1/5
Fumbles/Lost	1/0	2/1

RUSHING

CHIEFS — Blackledge 4-33; Green 8-15; J. Smith 4-12, 1 TD; Moriarty 2-7; S. Paige 1-(-1); Heard 1-1.

JETS — McNeil 31-135, 1 TD; T. Paige 2-3; Ryan 2-30; Jennings 1-(-3).

RECEIVING

CHIEFS — Marshall 6-72; Green 5-7; Moriarty 1-16; Coffman 3-12; Carson 2-43; Smith 2-12; Heard 1-15.

JETS — Toon 4-48, 1 TD; Shuler 4-28; McNeil 3-16, 1 TD; Walker 2-45; Sohn 1-11; Griggs 1-6, 1 TD; Alexander 1-(-1).

PASSING

CHIEFS — Blackledge 12-21-80, 0 TDs, 2 INTs; Kenney 8-16-97, 0 TDs, 0 INTs.

JETS — Ryan 16-23-153, 3 TDs, 0 INTs.

INTERCEPTIONS

CHIEFS — None.
JETS — McArthur 1-21; Carter 1-12.

SACKS

CHIEFS — Hackett 1.0; Maas 1.0.
JETS — Lyons 1.0; Gastineau 1.0.

FIELD GOALS

CHIEFS — None.
JETS — None.

1990 AFC FIRST ROUND PLAYOFF GAME



Dolphins 17, Chiefs 16
January 5, 1991
Joe Robbie Stadium (67,276)



KANSAS CITY 3 7 6 0 — 16
MIAMI 0 3 0 14 — 17

CHIEFS — Lowery, 27-yard field goal (9-28).

DOLPHINS — Stoyanovich, 58-yard field goal (9-40).

CHIEFS — S. Paige, 26-yard pass from DeBerg (Lowery kick) (4-61).

CHIEFS — Lowery, 25-yard field goal (11-63).

CHIEFS — Lowery, 38-yard field goal (4-8).

DOLPHINS — T. Paige, 1-yard pass from Marino (Stoyanovich kick) (10-66).

DOLPHINS — Clayton, 12-yard pass from Marino (Stoyanovich kick) (11-85).

Team Statistics	Dolphins	Chiefs
First Downs	23	15
Total Net Yards	311	367
Rushes/Net Yards	32/98	24/103
Net Passing	213	264
Pass Attempts/Completions	30/19	30/17
Had Intercepted	0	1
Sacked/Yards Lost	2/8	1/5
Punts/Average	3/39.7	4/35.0
Penalties/Yards	2/22	4/35
Fumbles/Lost	2/2	0/0

RUSHING

CHIEFS — Word 9-13; Okoye 13-83; McNair 2-7.

DOLPHINS — S. Smith 20-82; Logan 7-17; T. Paige 1-2; Marino 4-(-3).

RECEIVING

CHIEFS — S. Paige 8-142, 1 TD; R. Thomas 1-15; Roberts 2-26; Harry 2-59; McNair 3-22; Hayes 1-5.

DOLPHINS — T. Paige 5-30, 1 TD; Clayton 5-66, 1 TD; Duper 3-36; Edmunds 2-49; S. Martin 1-7; Jensen 1-11; S. Smith 2-22.

PASSING

CHIEFS — DeBerg 17-30-269 1 TD, 1 INT.
DOLPHINS — Marino 19-30-221, 2 TDs, 0 INTs.

INTERCEPTIONS

CHIEFS — None.
DOLPHINS — Williams 1.0.

SACKS

CHIEFS — N. Smith 1.5; Cooper 0.5.
DOLPHINS — Griggs 1.0.

FIELD GOALS

CHIEFS — Lowery (27) (25) (38) 52S.
DOLPHINS — Stoyanovich (58) 57S.

1991 AFC FIRST ROUND PLAYOFF GAME



Chiefs 10, Raiders 6
December 28, 1991
Arrowhead Stadium (75,827)



LOS ANGELES 0 3 3 0 — 6
KANSAS CITY 0 7 0 3 — 10

CHIEFS — F. Jones, 11-yard pass from DeBerg (Lowery kick) (1-11).

RAIDERS — Jaeger, 32-yard field goal (10-65).

RAIDERS — Jaeger, 26-yard field goal (11-62).

CHIEFS — Lowery, 18-yard field goal (13-61).

Team Statistics	Raiders	Chiefs
First Downs	16	16
Total Net Yards	276	204
Rushes/Net Yards	30/152	39/131
Net Passing	124	73
Pass Attempts/Completions	23/12	14/9
Had Intercepted	4	1
Sacked/Yards Lost	2/16	2/16
Punts/Average	1/20.0	2/46.0
Penalties/Yards	9/75	3/20
Fumbles/Lost	2/2	2/1
Possession Time	29:28	30:32

RUSHING

CHIEFS — Word 33-130; Williams 2-4; Okoye 1-2; DeBerg 3-(-5).

RAIDERS — S. Smith 3-6; Allen 7-39; N. Bell 20-107.

RECEIVING

CHIEFS — R. Thomas 3-18; B. Jones 2-25; Word 1-8; Birden 1-18; F. Jones 2-20, 1 TD.

RAIDERS — Gault 1-11; Brown 4-45; Horton 3-59; Allen 1-4; Fernandez 2-12; S. Smith 1-9.

PASSING

CHIEFS — DeBerg 9-14-89, 1 TD, 1 INT.
RAIDERS — Marinovich 12-23-140, 0 TDs, 4 INTs.

INTERCEPTIONS

CHIEFS — Cherry 2-46; Everett 1-23; Marts 1-7
RAIDERS — Lott 1-35.

SACKS

CHIEFS — Martin 1.0; D. Thomas 1.0.
RAIDERS — Davis 2.0.

FIELD GOALS

CHIEFS — Lowery 33WL 47S (18).
RAIDERS — Jaeger (32) (26).

1991 AFC DIVISIONAL PLAYOFF GAME



Bills 37, Chiefs 14
January 5, 1992
Rich Stadium (80,182)



KANSAS CITY 0 0 7 7 — 14
BUFFALO 7 10 7 13 — 37

- BILLS** — Reed, 25-yard pass from Kelly (Norwood kick) (8-80).
BILLS — Reed, 53-yard pass from Kelly (Norwood kick) (4-69).
BILLS — Norwood, 33-yard field goal (9-39).
BILLS — Lofton, 10-yard pass from Kelly (Norwood kick) (3-36).
CHIEFS — Word, 3-yard run (Lowery kick) (4-43).
BILLS — Norwood, 20-yard field goal (14-68).
BILLS — Norwood, 47-yard field goal (4-2).
BILLS — Davis, 5-yard run (Norwood kick) (6-33).
CHIEFS — F. Jones, 20-yard pass from Vlasic (Lowery kick) (8-75).

Team Statistics	Bills	Chiefs
First Downs	29	14
Total Net Yards	448	213
Rushes/Net Yards	46/180	24/77
Net Passing	268	136
Pass Attempts/Completions	35/23	29/14
Had Intercepted	3	4
Sacked/Yards Lost	1/5	1/10
Punts/Average	3/33.3	7/40.3
Penalties/Yards	6/40	10/59
Fumbles/Lost	0/0	0/0
Possession Time	34:09	25:51

RUSHING

- CHIEFS** — Word 15-50, 1 TD; Williams 8-24; McNair 1-3.
BILLS — T. Thomas 22-100; Kelly 1-2; Davis 19-75, 1 TD; Reed 1-6; Reich 3-(-3).

RECEIVING

- CHIEFS** — McNair 5-52; R. Thomas 1-1; B. Jones 1-2; F. Jones 3-31, 1 TD; Birden 2-19; Barnett 1-20; Hayes 1-21.
BILLS — McKeller 5-34; Reed 4-100, 2 TDs; Lofton 3-34, 1 TD; Beebe 6-77; Edwards 1-7; T. Thomas 4-21.

PASSING

- CHIEFS** — DeBerg 5-9-22, 0 TDs, 0 INTs; Vlasic 9-20-124, 1 TD, 4 INTs.
BILLS — Kelly 23-35-273, 3 TDs, 3 INTs; Reich 0-0-0.

INTERCEPTIONS

- CHIEFS** — Everett 1-15; Cherry 1-1; Marts 1-12.
BILLS — Jackson 2-6; L. Smith 1-0; Hicks 1-0.

SACKS

- CHIEFS** — D. Thomas 1.0.
BILLS — L. Smith 1.0.

FIELD GOALS

- CHIEFS** — None.
BILLS — Norwood (33) (20) (47).

1992 AFC FIRST ROUND PLAYOFF GAME



Chargers 17, Chiefs 0
January 2, 1993
Jack Murphy Stadium (58,278)



KANSAS CITY 0 0 0 0 — 0
SAN DIEGO 0 0 10 7 — 17

- CHARGERS** — Butts, 54-yard run (Carney kick) (4-74, 1:57).
CHARGERS — Carney, 34-yard field goal (4-9, 2:03).
CHARGERS — Hendrickson, 5-yard run (Carney kick) (11-91, 5:32).

Team Statistics	Chargers	Chiefs
First Downs	18	17
Total Net Yards	342	251
Rushes/Net Yards	35/192	19/61
Net Passing	150	190
Pass Attempts/Completions	23/14	34/16
Had Intercepted	0	2
Sacked/Yards Lost	5/49	7/43
Punts/Average	6/44.2	8/45.0
Penalties/Yards	5/44	7/62
Fumbles/Lost	2/1	2/1
Possession Time	29:46	30:14

RUSHING

- CHIEFS** — Williams 12-35; McNair 3-18; Krieg 2-4; Word 2-4.
CHARGERS — Bernstine 1-3; Butts 15-119, 1 TD; Humphries 1-0; Bieniemy 13-38; Harmon 4-27; Hendrickson 1-5, 1 TD.

RECEIVING

- CHIEFS** — Birden 4-78; McNair 4-35; Davis 3-30; Williams 1-11; Cash 1-5; Hargain 2-46; M. Smith 1-28.
CHARGERS — N. Lewis 1-39; Walker 3-60; Brennan 1-8; Bieniemy 1-(-4); Butts 2-17; Miller 2-58; Harmon 4-21.

PASSING

- CHIEFS** — Krieg 16-34-233, 0 TD, 2 INTs.
CHARGERS — Humphries 14-23-199, 0 TDs, 0 INTs.

INTERCEPTIONS

- CHIEFS** — None.
CHARGERS — Carrington 1-40; O'Neal 1-3.

SACKS

- CHIEFS** — Thomas 1.5; A. Lewis 1.0; Bayless 1.0; N. Smith 1.0; Griffin 0.5.
CHARGERS — Grossman 2.5; O'Neal 2.0; Lee 2.0; Winter 0.5.

FIELD GOALS

- CHIEFS** — None.
CHARGERS — None.

1993 AFC FIRST ROUND PLAYOFF GAME



Chiefs 27, Steelers 24 (OT)
January 8, 1994
Arrowhead Stadium (74,515)



PITTSBURGH 7 10 0 7 0 — 24
KANSAS CITY 7 0 3 14 3 — 27

- STEELERS** — Cooper, 10 yard pass from O'Donnell (Anderson kick) (9-66, 5:00).
- CHIEFS** — Birden, 23-yard pass from Krieg (Lowery kick) (7-75, 2:21).
- STEELERS** — Mills, 26-yard pass from O'Donnell (Anderson kick) (6-51, 0:37).
- CHIEFS** — Lowery, 23-yard field goal (11-49, 5:11).
- CHIEFS** — Allen, 2-yard run (Lowery kick) (9-80, 5:18).
- STEELERS** — Green, 22-yard pass from O'Donnell (Anderson kick) (9-74, 4:47).
- CHIEFS** — Barnett, 7-yard pass from Montana (Lowery kick) (4-9, 0:46).
- CHIEFS** — Lowery, 32-yard field goal (11-66, 5:59).

Team Statistics	Steelers	Chiefs
First Downs	21	28
Total Net Yards	369	401
Rushes/Net Yards	35/97	33/125
Net Passing	272	276
Pass Attempts/Completions	42/23	44/29
Had Intercepted	0	0
Sacked/Yards Lost	3/14	4/23
Punts/Average	7/38.3	6/44.8
Penalties/Yards	5/40	5/25
Fumbles/Lost	1/0	0/0
Possession Time	34:58	36:05

RUSHING

- CHIEFS** — Allen 21-67, 1 TD; Anders 5-27; Montana 4-13; McNair 2-9, Jones 1-9.
- STEELERS** — L. Thompson 25-60; Hoge 6-27; Stone 3-11; O'Donnell 1-(-1).

RECEIVING

- CHIEFS** — Cash 7-56; Birden 6-72, 1 TD; Allen 4-29; Anders 3-30; Barnett 3-30, 1 TD; Davis 2-47; Hayes 2-11; Hughes 1-15; McNair 1-9.
- STEELERS** — Graham 7-96; Mills 4-60, 1 TD; Hoge 3-43; Stone 3-36; L. Thompson 3-4; Green 2-37, 1 TD; Cooper 1-10, 1 TD.

PASSING

- CHIEFS** — Montana 28-43-276, 1 TD, 0 INTs; Krieg 1-1-23, 1 TD, 0 INTs.
- STEELERS** — O'Donnell 23-42-286, 3 TDs, 0 INTs

INTERCEPTIONS

- CHIEFS** — None.
- STEELERS** — None.

SACKS

- CHIEFS** — N. Smith 2.0; Bayless 1.0.
- STEELERS** — G. Williams 3.0; Lloyd 1.0.

FIELD GOALS

- CHIEFS** — Lowery (23) 43WR (32).
- STEELERS** — Anderson (30).

1993 AFC DIVISIONAL PLAYOFF GAME



Chiefs 28, Oilers 20
January 16, 1994
Astrodome Stadium (64,011)



KANSAS CITY 0 0 7 21 — 28
HOUSTON 10 0 0 10 — 20

- OILERS** — Del Greco, 49-yard field goal (4-8, 1:13).
- OILERS** — Brown, 2-yard run (Del Greco kick) (11-80, 6:30).
- CHIEFS** — Cash, 7-yard pass from Montana (Lowery kick) (7-71, 3:30).
- OILERS** — Del Greco, 43-yard field goal (4-1, 1:59).
- CHIEFS** — Birden, 11-yard pass from Montana (Lowery kick) (2-71, 0:59).
- CHIEFS** — Davis, 18-yard pass from Montana (Lowery kick) (3-12, 0:42).
- OILERS** — Givins, 7-yard pass from Moon (Del Greco kick) (9-80, 4:09).
- CHIEFS** — Allen, 21-yard run (Lowery kick) (6-79, 1:40).

Team Statistics	Oilers	Chiefs
First Downs	19	18
Total Net Yards	277	354
Rushes/Net Yards	14/39	18/71
Net Passing	238	283
Pass Attempts/Completions	43/32	38/22
Had Intercepted	1	2
Sacked/Yards Lost	9/68	2/16
Punts/Average	5/48.6	5/45.0
Penalties/Yards	3/63	7/51
Fumbles/Lost	7/2	0/0
Possession Time	35:42	24:18

RUSHING

- CHIEFS** — Allen 14-74, 1 TD; Krieg 2-(-2); Anders 1-0; Montana 1-(-1).
- OILERS** — Moon 3-22; Brown 11-17.

RECEIVING

CHIEFS – Birden 6-60, 1 TD; Davis 5-96, 1 TD; Cash 4-80, 1 TD; Barnett 2-24; McNair 2-9; Allen 1-12; Hayes 1-9; F. Jones 1-9.

OILERS – Jeffries 9-88; Givins 7-63, 1 TD; Wellman 6-80; Duncan 6-49; Brown 4-26.

PASSING

CHIEFS – Montana 22-38-299, 3 TDs, 2 INTs; Krieg 0-0-0.

OILERS – Moon 32-43-306, 1 TD, 1 INT.

INTERCEPTIONS

CHIEFS – Mincy 1-12.
OILERS – Jackson 1-14; Hoage 1-0.

SACKS

CHIEFS – Lewis 2.0; D. Thomas 2.0; B. Thompson 2.0; Phillips 2.0; N. Smith 1.0.

OILERS – Fuller 1.0; Lathon 1.0.

FIELD GOALS

CHIEFS – None.
OILERS – Del Greco (49) (43).

1993 AFC CHAMPIONSHIP GAME

Bills 30, Chiefs 13
January 23, 1994
Rich Stadium (76,642)



The Chiefs knew that they had to stop the run in order to win the game, and the 229 rushing yards the Bills put up was all the explanation needed in a 30-13 AFC Championship Game setback. The Chiefs were playing in their first-ever AFC title game, while the Bills were making it four straight.

Neither team's offense was able to move the ball effectively at the start of the first quarter. Midway through the frame, though, RB Thurman Thomas would start to get on track. His easy 12-yard TD scamper gave the Bills a 7-0 lead, but a pair of field goals by K Nick Lowery, cut Buffalo's lead to one as the first quarter came to a close. The second quarter was all Buffalo as the club scored on three straight possessions, getting a three-yard TD run from Thomas and two Steve Christie field goals. The Chiefs had a chance to cut into the lead as the half ended, but a pass by QB Joe Montana slipped through the hands of RB Kimble Anders, stationed in the end zone, and into the waiting arms of Buffalo S Henry Jones. The Bills led 20-6 at the half as Thomas had already amassed 129 rushing yards.

The Chiefs got the ball to open the second half, but three plays in, Montana suffered a concussion and was sidelined for the remainder of a very chilly afternoon. With 2:58 left in the third quarter, Kansas City shaved the Bills lead down to seven points with a 14-play, 90-yard drive that culminated in a one-yard plunge by RB Marcus Allen. Buffalo answered with an 18-yard TD run by, who else, Thurman Thomas.

The Chiefs were outgained by just 51 yards (389 to 338), but allowed Thomas to gain 186 of the team's 229 rushing yards. Before exiting, Montana was nine-of-23 for 125 yards and one INT, while QB Dave Krieg was 16-of-29 for 125 yards and one INT. TE Keith Cash was again the team's receiving leader with six catches for 87 yards. DE Neil Smith and S Kevin Ross each contributed 11 tackles.

KANSAS CITY 0 0 7 7 — 14
BUFFALO 7 10 7 13 — 37

BILLS – T. Thomas, 12-yard run (Christie kick) (6-47, 1:52).

CHIEFS – Lowery, 31-yard field goal (10-51, 4:45).

CHIEFS – Lowery, 31-yard field goal (5-11, 1:35).

BILLS – T. Thomas, 3-yard run (Christie kick) (9-80, 3:37).

BILLS – Christie, 23-yard field goal (10-41, 3:31).

BILLS – Christie, 25-yard field goal (10-56, 3:55).

CHIEFS – Allen, 1-yard run (Lowery kick) (14-90, 7:18).

BILLS – Christie, 18-yard field goal (14-79, 6:11).

BILLS – T. Thomas, 3-yard run (Christie kick) (8-52, 4:41).

Team Statistics	Bills	Chiefs
First Downs	30	22
Total Net Yards	389	338
Rushes/Net Yards	46/229	21/52
Net Passing	160	286
Pass Attempts/Completions	27/17	52/25
Had Intercepted	0	2
Sacked/Yards Lost	0/0	4/37
Punts/Average	4/33.3	6/40.8
Penalties/Yards	2/10	6/29
Fumbles/Lost	-1/1	1/0
Possession Time	30:40	29:20

RUSHING

CHIEFS – Allen 18-50, 1 TD; Anders 2-1; Montana 1-1.

BILLS – T. Thomas 33-186, 3 TDs; K. Davis 10-31; Kelly 2-3; Reed 1-8.

RECEIVING

CHIEFS – Cash 6-87; W. Davis 5-57; Birden 4-60; Allen 2-36; McNair 2-33; Hayes 2-14; E. Thompson 1-12; Hughes 1-11; Anders 1-7; Szott 1-6.

BILLS – Reed 4-49; Brooks 4-34; Metzelaars 4-29; T. Thomas 2-22; Beebe 2-19; McKeller 1-7.

PASSING

CHIEFS – Montana 9-23-125, 1 INT; Krieg 16-29-198, 1 INT.

BILLS – Kelly 17-27-160.

INTERCEPTIONS

CHIEFS – None.
BILLS – H. Jones 1-15; J. Williams 1-0.

SACKS

CHIEFS – None.
BILLS – Talley 1.0; B. Smith 1.0; Hansen 1.0; Wright 1.0.

FIELD GOALS

CHIEFS – Lowery (31) (31).
BILLS – Christie (23) (25) (18).

1994 AFC FIRST ROUND PLAYOFF GAME



Dolphins 27, Chiefs 17
December 31, 1994
Joe Robbie Stadium (67,487)



KANSAS CITY 14 3 0 0 — 17
MIAMI 7 10 10 0 — 27

CHIEFS — D. Walker, 1-yard pass from Montana (Elliott kick) (11-80, 6:28).

DOLPHINS — Parmalee, 1-yard run (Stoyanovich kick) (10-72, 6:12).

CHIEFS — Anders, 57-yard pass from Montana (Elliott kick) (4-83, 1:40).

DOLPHINS — Stoyanovich, 40-yard field goal (7-35, 3:25).

CHIEFS — Elliott, 21-yard field goal (12-69, 6:03).

DOLPHINS — R. Williams, 1-yard pass from Marino (Stoyanovich kick) (13-80, 5:50).

DOLPHINS — Fryar, 7-yard pass from Marino (Stoyanovich kick) (6-64, 3:02).

DOLPHINS — Stoyanovich, 40-yard field goal (10-59, 4:48).

Team Statistics	Dolphins	Chiefs
First Downs	22	24
Total Net Yards	381	414
Rushes/Net Yards	31/132	23/100
Net Passing	249	314
Pass Attempts/Completions	29/22	37/26
Had Intercepted	0	1
Sacked/Yards Lost	1/8	0/0
Punts/Average	3/43.3	2/40.0
Penalties/Yards	6/50	4/15
Fumbles/Lost	0/0	3/1

RUSHING

CHIEFS — Allen 14-64; Anders 5-17; Hill 2-14; Montana 2-5.

DOLPHINS — Parmalee 18-57, 1 TD; Spikes 9-49; McDuffie 1-19; Marino 2-4; Craver 1-3.

RECEIVING

CHIEFS — Anders 6-103, 1 TD; Allen 5-49; Birden 4-56; Cash 3-38; D. Walker 3-27, 1 TD; Dawson 3-21; Hill 1-11; Davis 1-9.

DOLPHINS — Fryar 6-71; Craver 4-35; Parmalee 2-34; Jackson 2-29; M. Williams 2-28; McDuffie 2-25; Saxon 2-24; Miller 1-10; R. Williams 1-1.

PASSING

CHIEFS — Montana 26-37-314, 2 TDs, 1 INT.
DOLPHINS — Marino 22-29-257, 2 TDs, 0 INTs.

INTERCEPTIONS

CHIEFS — None.
DOLPHINS — Brown 1-24.

SACKS

CHIEFS — Thomas 1.0.
DOLPHINS — None.

FIELD GOALS

CHIEFS — Elliott (21).
DOLPHINS — Stoyanovich (40) (40).

1995 AFC DIVISIONAL PLAYOFF GAME



Colts 10, Chiefs 7
January 7, 1996
Arrowhead Stadium (77,594)



INDIANAPOLIS 0 7 3 0 — 10
KANSAS CITY 7 0 0 0 — 7

CHIEFS — Dawson, 20-yard pass from Bono (Elliott kick) (5-62, 2:28).

COLTS — Turner, 5-yard pass from Harbaugh (Blanchard kick) (18-77, 8:40).

COLTS — Blanchard, 30-yard field goal (9-35, 4:35).

Team Statistics	Colts	Chiefs
First Downs	16	15
Total Net Yards	249	281
Rushes/Net Yards	39/147	28/129
Net Passing	102	152
Pass Attempts/Completions	27/12	33/16
Had Intercepted	1	3
Sacked/Yards Lost	2/10	0/0
Punts/Average	6/36.5	4/36.8
Penalties/Yards	6/38	3/29
Fumbles/Lost	4/0	1/1

RUSHING

CHIEFS — Allen 21-94; Gannon 2-19; Anders 5-16.

COLTS — Warren 20-76; Harbaugh 9-48; Crockett 6-12; Humphrey 4-11.

RECEIVING

CHIEFS — Anders 7-44; Dawson 4-70, 1 TD; Allen 2-21; Slaughter 2-10; Walker 1-7.

COLTS — Dawkins 4-37; Bailey 2-37; Warren 2-18; Turner 2-15, 1 TD; Crockett 2-5.

PASSING

CHIEFS — Bono 11-25-122, 0 TDs, 3 INTs; Gannon 5-8-30, 0 TDs, 0 INTs.

COLTS — Harbaugh 12-27-112, 1 TD, 1 INT.

INTERCEPTIONS

CHIEFS — Collins 1-0.
COLTS — Daniel 1-13; Coryatt 1-10; Ambrose 1-2.

SACKS

CHIEFS — Booker 1.0; N. Smith 1.0.
COLTS — None.

FIELD GOALS

CHIEFS — Elliott 35WR 39WL 42WL.
COLTS — Blanchard 47S (30) 49S.

1997 AFC DIVISIONAL PLAYOFF GAME



Broncos 14, Chiefs 10
January 4, 1998
Arrowhead Stadium (76,965)



DENVER 0 7 0 7 — 14
KANSAS CITY 0 0 10 0 — 10

BRONCOS — T. Davis, 1-yard run
 (Elam kick) (8-65, 4:51).
CHIEFS — Stoyanovich, 20-yard field goal
 (11-67, 5:18).

CHIEFS — Gonzalez, 12-yard pass from Grbac
 (Stoyanovich kick) (4-65, 1:35).

BRONCOS — T. Davis, 1-yard run
 (Elam kick) (6-49, 2:38).

Team Statistics	Broncos	Chiefs
First Downs	16	18
Total Net Yards	272	303
Rushes/Net Yards	32/109	24/77
Net Passing	163	226
Pass Attempts/Completions	19/10	37/24
Had Intercepted	0	0
Sacked/Yards Lost	1/7	4/34
Punts/Average	6/36.2	5/46.4
Penalties/Yards	8/64	7/65
Fumbles/Lost	4/2	2/0
Possession Time	28:54	31:06

RUSHING

CHIEFS — Allen 12-37; Grbac 4-22;
 Anders 3-9; Bennett 3-4;
 Aguiar 1-3; Hill 1-2.
BRONCOS — Davis 25-101, 2 TDs; Griffith 4-9;
 Loville 2-0; Elway 1-(-1).

RECEIVING

CHIEFS — Rison 8-110; Popson 5-26;
 Gonzalez 3-26, 1 TD;
 Dawson 2-20; Anders 2-4;
 Horn 1-50; Hughes 1-13;
 Allen 1-8; Vanover 1-3.
BRONCOS — McCaffrey 3-56; Sharpe 2-33;
 R. Smith 2-19; Carswell 1-26;
 Green 1-19; T. Davis 1-17.

PASSING

CHIEFS — Grbac 24-27-260, 1 TD, 0 INTs.
BRONCOS — Elway 10-19-170, 0 TDs, 0 INTs.

INTERCEPTIONS

CHIEFS — None.
BRONCOS — None.

SACKS

CHIEFS — Woods 1.0.
BRONCOS — N. Smith 2.0; A. Williams 2.0.

FIELD GOALS

CHIEFS — Stoyanovich 44WL (20).
BRONCOS — None.

CHIEFS IN OVERTIME

In the 40-year history of the Chiefs/Texans franchise, the team has played in three playoff overtime games (2-1 record) and 18 regular season overtime affairs (8-8-2 mark). The NFL instituted a 15:00 overtime period for regular season contests in 1974.

Date	Flip Winner	W/L	Score	Time Elapsed
12/23/63*	Texans#	W	Texans 20, OILERS 17	17:54
12/25/71+	Chiefs	L	Dolphins 27, CHIEFS 24	22:40
11/23/75	Lions	W	CHIEFS 24, Lions 21	6:44
10/17/76	Chiefs	W	Chiefs 20, DOLPHINS 17	14:48
9/24/78	Broncos	L	Broncos 23, CHIEFS 17	13:28
11/12/78	Chiefs	L	CHARGERS 29, Chiefs 23	15:00
11/8/81	Bears	L	Bears 16, CHIEFS 13	13:07
10/23/83	Chiefs	W	Chiefs 13, OILERS 10	7:41
11/27/83	Seahawks	L	SEAHAWKS 51, Chiefs 48	1:46
12/6/87	Bengals	L	BENGALS 30, Chiefs 27	9:44
10/2/88	Chiefs	T	Chiefs 17, Jets 17	15:00
11/19/89	Browns	T	Chiefs 10, BROWNS 10	15:00
12/8/91	Chiefs	W	CHIEFS 20, Chargers 17	11:26
9/20/92	Chiefs	L	OILERS 23, Chiefs 20	1:55
1/8/93**	Chiefs	W	CHIEFS 27, Steelers 24	11:03
12/4/94	Broncos	L	Broncos 20, CHIEFS 17	12:12
9/10/95	Chiefs	W	CHIEFS 20, Giants 17	7:49
9/17/95	Chiefs	W	CHIEFS 23, Raiders 17	4:27
10/9/95	Chargers	W	CHIEFS 29, Chargers 23	7:27
9/28/97	Seahawks	W	CHIEFS 20, Seahawks 17	13:04
1/2/00	Raiders	L	Raiders 41, CHIEFS 38	3:13
9/14/00	Titans	L	TITANS 17, Chiefs 14	3:54

* 1962 AFL Championship Game

Texans captain Abner Haynes elected to "kick to the clock"

+ 1971 AFC Divisional Playoff Game (longest game in NFL history)

** 1993 AFC First-Round Playoff Game. Home Team in all CAPS

PRO BOWL SELECTIONS

AFL ALL-STAR GAME

Note: Year indicated is year game was played, honoring the previous season.

1961

No All-Star game was played following the AFL's first season in '60.

1962

Mel Branch, DE
Chris Burford, WR
Cotton Davidson, QB
Jon Gilliam, C
Abner Haynes, RB
Sherrill Headrick, LB
E. J. Holub, LB
Bill Krisher, G
Paul Rochester, DT
David Webster, DB

1963

Fred Arbanas, TE
Mel Branch, DE
Reg Carolan, WR
Jerry Cornelison, T
Len Dawson, QB
Dave Grayson, DB
Abner Haynes, RB
Sherrill Headrick, LB
E. J. Holub, LB
Jerry Mays, DE
Curtis McClinton, RB
Marvin Terrell, G
Jim Tyrer, T

1964

Fred Arbanas, TE
Mel Branch, DE
Ed Budde, G
Walter Corey, LB
Dave Grayson, DB
Johnny Robinson, S
Jim Tyrer, T
Duane Wood, DB

1965

Fred Arbanas, TE
Bobby Bell, LB
Tommy Brooker, K
Buck Buchanan, DT
Len Dawson, QB
Jim Fraser, LB
Dave Grayson, DB
Abner Haynes, RB
Mack Lee Hill, RB
E. J. Holub, LB
Bobby Hunt, DB
Jerry Mays, DE
Johnny Robinson, S
Jim Tyrer, T
Buck Buchanan, DT

1966

Fred Arbanas, TE
Bobby Bell, LB
Buck Buchanan, DT
Sherrill Headrick, LB
E. J. Holub, LB
Frank Jackson, WR
Jerry Mays, DE
Johnny Robinson, S
Jim Tyrer, T

1967

Bobby Bell, LB
Buck Buchanan, DT
Ed Budde, G
Len Dawson, QB
Mike Garrett, RB
Sherrill Headrick, LB
E. J. Holub, LB
Jerry Mays, DE
Curtis McClinton, RB
Johnny Robinson, S
Otis Taylor, WR
Jim Tyrer, T

1968

Fred Arbanas, TE
Bobby Bell, LB
Buck Buchanan, DT
Ed Budde, G
Len Dawson, QB
Mike Garrett, RB
Jerry Mays, DE
Curtis McClinton, RB
Johnny Robinson, S

1969

Bobby Bell, LB
Buck Buchanan, DT
Ed Budde, G
Len Dawson, QB
Willie Lanier, LB
Jim Lynch, LB
Jerry Mays, DE
Johnny Robinson, S
Jan Stenerud, K
Emmitt Thomas, CB
Jim Tyrer, T

1970

Bobby Bell, LB
Buck Buchanan, DT
Ed Budde, G
Curley Culp, DT
Len Dawson, QB
Robert Holmes, RB
Willie Lanier, LB
Mike Livingston, QB
Jim Marsalis, CB
Jan Stenerud, K
Jim Tyrer, T

AFC-NFC PRO BOWL GAME

1971

Bobby Bell, LB
Buck Buchanan, DT
Ed Budde, G
Willie Lanier, MLB
Jim Marsalis, CB
Jan Stenerud, K
Jim Tyrer, T
Jerrel Wilson, P

1972

Bobby Bell, LB
Buck Buchanan, DT
Ed Budde, G
Curley Culp, DT
Len Dawson, QB
Willie Lanier, MLB
Jan Stenerud, K
Otis Taylor, WR
Emmitt Thomas, CB
Jim Tyrer, T
Jerrel Wilson, P

1973

Bobby Bell, LB
Willie Lanier, MLB
Otis Taylor, WR
Emmitt Thomas, CB
Jerrel Wilson, P

1974

Willie Lanier, MLB
Jack Rudnay, C
Willie Lanier, MLB
Jack Rudnay, C
Emmitt Thomas, CB

1976

Willie Lanier, MLB
Jack Rudnay, C
Jan Stenerud, K
Emmitt Thomas, CB

1977

Jack Rudnay, C
1980
Bob Grupp, P

1981

Art Still, DE
Gary Barbaro, S
J.T. Smith, KR

1982

Gary Barbaro, S
Joe Delaney, RB
Gary Green, CB
Nick Lowery, K
Art Still, DE

1983

Gary Barbaro, S
Art Still, DE
Gary Green, CB

1984

Carlos Carson, WR
Deron Cherry, S
Gary Green, CB
Bill Kenney, QB

1985

Deron Cherry, S
Art Still, DE

1986

Deron Cherry, S

1987

Lloyd Burruss, S
Deron Cherry, S
Bill Maas, DT

1988

Carlos Carson, WR
Deron Cherry, S
Albert Lewis, CB
Bill Maas, DT

1989

Deron Cherry, S
Dino Hackett, LB
Albert Lewis, CB

1990

Albert Lewis, CB
Christian Okoye, RB
Kevin Ross, CB
Derrick Thomas, LB

1991

Albert Lewis, CB
Nick Lowery, K
Kevin Ross, CB
Derrick Thomas, LB

1992

Christian Okoye, RB
Neil Smith, DE
Derrick Thomas, LB

1993

John Alt, T
Nick Lowery, K
Neil Smith, DE
Derrick Thomas, LB

1994

Marcus Allen, RB
John Alt, T
Joe Montana, QB
Neil Smith, DE
Derrick Thomas, LB

1995

Dale Carter, CB
Neil Smith, DE
Derrick Thomas, LB

1996

Kimble Anders, FB
Steve Bono, QB
Dale Carter, CB
Dan Saleaumua, DT
Will Shields, G
Neil Smith, DE
Derrick Thomas, LB

1997

Kimble Anders, FB
Dale Carter, CB
Will Shields, G
Derrick Thomas, LB

1998

Kimble Anders, FB
Dale Carter, CB
James Hasty, CB
Andre Rison, WR
Will Shields, G
Derrick Thomas, LB

1999

Will Shields, G
2000
Tony Gonzalez, TE
Tim Grunhard, C
James Hasty, CB
Will Shields, G

2001

Tony Gonzalez, TE
Elvis Grbac, QB
Will Shields, G

ALL-TIME HONORS

NATIONAL HONORS

NFL Man of the Year

1972	Willie Lanier
1973	Len Dawson
1993	Derrick Thomas

Coach of the Year

1968	AFL	Hank Stram (UPI, PFW)
1997	NFL	Marty Schottenheimer (USA)

Rookie of the Year

1962	AFL	Curtis McClinton (UPI, TSN)
1992	NFL	Dale Carter (FW)
	AFC	Dale Carter (UPI)

Defensive Rookie of the Year

1984	NFL	Bill Maas (AP)
1989	NFL	Derrick Thomas (AP, PFW)
1992	NFL	Dale Carter (AP, PFW)

101 AFL/AFC Coach of the Year

1969	AFL	Hank Stram
1995	AFC	Marty Schottenheimer
1997	AFC	Marty Schottenheimer

101 AFL/AFC Defensive Player of the Year

1969	AFL	Bobby Bell
1971	AFC	Willie Lanier
1986	AFC	Deron Cherry
1991	AFC	Derrick Thomas

101 AFC Offensive Player of the Year

1989	AFC	Christian Okoye
------	-----	-----------------

PFW Golden Toe Award

1997	Pete Stoyanovich
------	------------------

PFW Humanitarian of the Year

1999	Will Shields
------	--------------

NFL 75th Anniversary Team

LB	Willie Lanier
K	Jan Stenerud

Super Bowl Silver Anniversary Team

K	Jan Stenerud
---	--------------

All-Rookie Teams

1974	OT	Charlie Getty (FW)
1977	CB	Gary Green (FW)
1984	CB	Kevin Ross (FW)
1986	OLB	Tim Cofield (FW)
	ILB	Dino Hackett (UPI)
	OT	Brian Jozwiak (FW, UPI)
1987	RB	Christian Okoye (FW)
1989	LB	Derrick Thomas (FW, UPI)
1990	P	Bryan Barker (UPI)
	C	Tim Grunhard (FW, UPI)
	ILB	Percy Snow (FW, UPI)
	G	Dave Szott (FW, UPI)
1992	CB/PR	Dale Carter (FW)
1993	G	Will Shields (FW)
1995	PR/KR	Tamarick Vanover (FW)
1997	TE	Tony Gonzalez (PFW, FW)
2000	CB	Pat Dennis (PFW)
	WR	Sylvester Morris (PFW, FN)
	S	Greg Wesley (PFW, FN, FD)

AFC PLAYER OF THE WEEK HONOREES

(1984-00)

OFFENSE

Year	Player	Week #
1984	WR Henry Marshall	15
1985	WR Stephone Paige	16
1988	QB Steve DeBerg	3
1989	RB Christian Okoye	5
1991	QB Steve DeBerg	9
	WR J.J. Birden	17
1992	QB Dave Krieg	6
1993	QB Joe Montana	1
	QB Joe Montana	7
	QB Joe Montana	13
	QB Joe Montana	Div. Playoffs
1994	QB Joe Montana	2
	QB Joe Montana	7
	RB Marcus Allen	17
1995	QB Steve Bono	1
1996	RB Marcus Allen	3
1997	QB Elvis Grbac	2
2000	QB Elvis Grbac	3

DEFENSE

Year	Player	Week #
1984	DE Mike Bell	2
1985	LB Gary Spani	2
	S Deron Cherry	4
1986	DE Art Still	3
	SS Lloyd Burruss	7
	DE Art Still	14
	FS Deron Cherry	15
1988	CB Albert Lewis	11
1989	LB Derrick Thomas	2
	DE Leonard Griffin	12
1990	CB Kevin Ross	3
	DE Bill Maas	6
	CB Albert Lewis	9
	LB Derrick Thomas	10
1991	CB Albert Lewis	1
	LB Derrick Thomas	6
	LB Derrick Thomas	11
	LB Tracy Simien	14
	S Deron Cherry	Wild Card Playoffs
1992	LB Derrick Thomas	10
1993	DE Neil Smith	5
	DT Dan Saleaumua	10
1994	LB Derrick Thomas	2
	DE Neil Smith	16
1995	S Brian Washington	14
1996	LB Derrick Thomas	2
	S Mark Collins	2
1997	S Jerome Woods	5
	LB Anthony Davis	10
1998	LB Derrick Thomas	1
1999	CB James Hasty	7
	CB Cris Dishman	12
	LB Donnie Edwards	15

SPECIAL TEAMS

Year	Player	Week #
1998	K Pete Stoyanovich	3
1997	WR Tamarick Vanover	3
	WR Tamarick Vanover	12
	K Pete Stoyanovich	16
	KR Tamarick Vanover	17
1995	WR Tamarick Vanover	1
	WR Tamarick Vanover	8
	WR Tamarick Vanover	17
	P Louie Aguiar	5

Players By Times Honored

8	Derrick Thomas	Mark Collins
6	Joe Montana	Anthony Davis
	Tamarick Vanover	Cris Dishman
3	Deron Cherry	Donnie Edwards
	Albert Lewis	James Hasty
2	Marcus Allen	Dave Krieg
	Steve DeBerg	Bill Maas
1	Elvis Grbac	Henry Marshall
	Art Still	Christian Okoye
	Neil Smith	Stephone Paige
	Pete Stoyanovich	Kevin Ross
	Louie Aguiar	Dan Saleaumua
	Mike Bell	Tracy Simien
	J.J. Birden	Gary Spani
	Steve Bono	Brian Washington
	Lloyd Burruss	Jerome Woods

**AFC PLAYER OF THE MONTH HONOREES
(1990-99)**

OFFENSE

Year	Player	Month
1991	RB Christian Okoye	October
	RB Barry Word	December
1990	QB Steve DeBerg	September

DEFENSE

Year	Player	Month
1997	S Jerome Woods	November
	LB Derrick Thomas	December
1995	CB James Hasty	September
	DE Neil Smith	October
1991	DE Neil Smith	September
1990	LB Derrick Thomas	November

SPECIAL TEAMS

Year	Player	Month
1997	K Pete Stoyanovich	December
1995	WR Tamarick Vanover	October
	WR Tamarick Vanover	December

Players By Times Honored

2	Neil Smith	1 James Hasty
	Derrick Thomas	Pete Stoyanovich
	Tamarick Vanover	Jerome Woods

ALL-AFL

YEAR	PLAYER	POS.	AP	UPI	TSN	
1960	John Bookman	DB	--	1st	--	
	Mel Branch	DE	1st	1st	1st	
	Abner Haynes	RB	1st	1st	1st	
	Jerry Cornelison	T	--	2nd	--	
	Sherrill Headrick	MLB	1st	2nd	1st	
	Bill Krisher	G	1st	2nd	1st	
	Paul Miller	DE	1st	--	2nd	
	David Webster	DB	--	--	2nd	
	1961	Abner Haynes	RB	1st	1st	1st
		Jerry Cornelison	T	--	2nd	1st
Sherrill Headrick		MLB	1st	1st	1st	
E.J. Holub		OLB	--	2nd	2nd	
Bill Krisher		G	--	2nd	--	
David Webster		DB	1st	--	1st	
1962		Fred Arbanas	TE	2nd	2nd	--
		Mel Branch	DE	2nd	2nd	1st
		Chris Burford	E	1st	1st	1st
		Len Dawson	QB	1st	1st	1st
	Abner Haynes	RB	1st	1st	1st	
	Sherrill Headrick	MLB	1st	1st	1st	
	E.J. Holub	OLB	1st	1st	1st	
	Bobby Hunt	DB	1st	1st	--	
	Jerry Mays	DT	2nd	2nd	1st	
	Curtis McClinton	RB	--	2nd	--	
Jim Tyrer	T	--	--	1st		
1963	Fred Arbanas	TE	1st	1st	1st	
	Mel Branch	DE	2nd	2nd	--	
	Dave Grayson	DB	--	--	1st	
	Jerry Mays	DT	2nd	2nd	--	
	Johnny Robinson	S	--	2nd	--	
	Jim Tyrer	T	2nd	2nd	1st	
	1964	Fred Arbanas	TE	1st	1st	1st
		Bobby Bell	OLB	2nd	1st	--
		Buck Buchanan	DT	2nd	2nd	--
		Len Dawson	QB	2nd	2nd	--
Dave Grayson		DB	1st	2nd	1st	
Abner Haynes		RB	2nd	--	--	
Sherrill Headrick		MLB	2nd	--	--	
E.J. Holub		OLB	--	--	2nd	
Bobby Hunt		DB	2nd	--	--	
Jerry Mays		DT	2nd	--	1st	
Jim Tyrer	T	2nd	2nd	1st		
1965	Fred Arbanas	TE	2nd	--	2nd	
	Bobby Bell	OLB	1st	1st	1st	
	Buck Buchanan	DT	2nd	2nd	--	
	Len Dawson	NEA	--	--	2nd	
	Mack Lee Hill	RB	--	2nd	--	
	E.J. Holub	OLB	--	2nd	--	
	Jerry Mays	DE	1st	2nd	1st	
	Curtis McClinton	RB	2nd	--	--	
	Johnny Robinson	S	1st	2nd	1st	
	Jim Tyrer	T	1st	1st	1st	
Fred Williamson	CB	--	1st	--		
1966	Fred Arbanas	TE	1st	1st	1st	
	Bobby Bell	OLB	1st	1st	1st	
	Buck Buchanan	DT	1st	1st	2nd	
	Ed Budde	G	1st	--	2nd	
	Len Dawson	QB	1st	1st	1st	
	Sherrill Headrick	MLB	2nd	--	2nd	
	E.J. Holub	OLB	2nd	2nd	1st	
	Bobby Hunt	DB	2nd	--	2nd	
	Jerry Mays	DE	1st	1st	1st	
	Johnny Robinson	S	1st	1st	1st	
Otis Taylor	WR	1st	1st	2nd		
Jim Tyrer	T	1st	1st	1st		
Jerrel Wilson	P	--	--	2nd		
1967	Fred Arbanas	TE	2nd	2nd	--	
	Bobby Bell	OLB	1st	1st	2nd	
	Buck Buchanan	DT	1st	1st	1st	
	Ed Budde	G	2nd	--	2nd	
	Mike Garrett	RB	1st	1st	1st	
	Jerry Mays	DE	2nd	--	1st	
	Johnny Robinson	S	1st	1st	2nd	
	Jan Stenerud	K	--	--	2nd	
	Otis Taylor	WR	--	--	2nd	
	Jim Tyrer	T	1st	2nd	1st	

YEAR	PLAYER	POS.	ALL-PRO			ALL-AFL				
			FW	PFW	AP	UPI	TSN	PFW	NEA	
1968	Bobby Bell	OLB	--	--	1st	1st	1st	--	1st	
	Buck Buchanan	DT	2nd	--	1st	1st	2nd	--	1st	
	Ed Budde	G	--	--	2nd	2nd	2nd	--	2nd	
	Len Dawson	QB	--	--	2nd	2nd	--	--	--	
	Robert Holmes	RB	--	--	2nd	2nd	2nd	--	2nd	
	Willie Lanier	MLB	--	--	1st	--	2nd	--	1st	
	Jim Lynch	OLB	--	--	2nd	2nd	--	--	2nd	
	Jerry Mays	DE	--	--	2nd	2nd	1st	--	2nd	
	Johnny Robinson	S	--	1st	1st	1st	1st	1st	1st	
	Jan Stenerud	K	2nd	--	--	--	1st	--	--	
	Jim Tyrer	T	--	--	1st	1st	2nd	1st	1st	
	Jerrel Wilson	P	2nd	--	--	--	1st	1st	--	
	1969	Bobby Bell	OLB	1st	1st	1st	1st	1st	1st	1st
		Buck Buchanan	DT	--	1st	1st	1st	1st	1st	2nd
Ed Budde		G	2nd	--	1st	2nd	1st	1st	1st	
Aaron Brown		DE	--	--	--	--	2nd	--	--	
Dave Hill		G	--	--	--	--	2nd	--	--	
E.J. Holub		C	--	--	2nd	--	--	--	--	
Willie Lanier		MLB	--	--	--	2nd	2nd	1st	2nd	
Jim Lynch		LB	--	--	2nd	2nd	--	--	2nd	
Jerry Mays		DE	--	--	2nd	--	2nd	--	--	
Mo Moorman		G	--	--	2nd	--	2nd	--	--	
Johnny Robinson		S	--	--	1st	1st	1st	1st	1st	
Jan Stenerud		K	2nd	--	--	--	1st	--	--	
Emmitt Thomas		CB	--	--	--	--	2nd	--	--	
Jim Tyrer		T	1st	1st	1st	1st	1st	1st	1st	
1970	Bobby Bell	OLB	1st	1st	1st	1st	1st	1st	1st	
	Aaron Brown	DE	--	--	--	--	1st	--	--	
	Buck Buchanan	DT	--	--	--	--	1st	2nd	--	
	Ed Budde	G	--	--	--	--	1st	1st	--	
	Jim Tyrer	T	1st	1st	1st	1st	1st	1st	1st	
	Willie Lanier	MLB	--	2nd	--	2nd	1st	1st	1st	
	Jim Marsalis	CB	1st	2nd	1st	--	1st	1st	1st	
	Jerry Mays	DT	--	--	--	--	2nd	--	--	
	Ed Podolak	RB	--	--	--	--	2nd	--	--	
	Johnny Robinson	S	1st	1st	1st	1st	1st	1st	1st	
	Jan Stenerud	K	1st	1st	--	--	1st	--	1st	
	Emmitt Thomas	CB	--	--	--	--	2nd	--	--	
	1971	Bobby Bell	OLB	--	2nd	1st	2nd	1st	1st	1st
		Aaron Brown	DE	--	--	--	--	1st	2nd	--
Buck Buchanan		DT	--	--	--	2nd	--	2nd	--	
Ed Budde		G	--	--	--	--	2nd	--	--	
Curley Culp		DT	--	2nd	--	--	--	--	--	
Len Dawson		QB	--	--	--	--	2nd	--	--	
Willie Lanier		LB	1st	1st	1st	1st	1st	1st	1st	
Jim Marsalis		CB	--	--	--	--	1st	1st	--	
Johnny Robinson		S	--	--	--	--	--	1st	--	
Jan Stenerud		K	--	1st	--	--	--	--	--	
Otis Taylor		WR	1st	1st	1st	1st	1st	1st	1st	
Emmitt Thomas		CB	--	2nd	--	--	1st	2nd	--	
Jim Tyrer		T	--	2nd	1st	2nd	1st	1st	1st	
Jerrel Wilson		P	--	1st	--	--	--	--	1st	
1972	Bobby Bell	LB	--	--	--	--	--	1st	--	
	Willie Lanier	LB	--	--	1st	2nd	--	1st	1st	
	Otis Taylor	WR	--	1st	--	--	--	1st	--	
	Emmitt Thomas	CB	--	--	--	--	2nd	--	--	
	Jerrel Wilson	P	--	1st	--	2nd	--	--	1st	
	1973	Willie Lanier	MLB	1st	2nd	--	1st	1st	1st	1st
Jack Rudnay		C	--	--	--	2nd	1st	2nd	--	
Jerrel Wilson		P	--	2nd	--	2nd	--	--	--	
1974		Willie Lanier	MLB	2nd	2nd	--	1st	1st	1st	1st
	Jack Rudnay	C	--	--	--	2nd	1st	2nd	--	
	Emmitt Thomas	CB	1st	1st	--	2nd	1st	1st	1st	
	Jan Stenerud	K	--	--	--	1st	--	--	--	
1975	Jerrel Wilson	P	--	--	--	2nd	--	2nd	--	
	Willie Lanier	MLB	--	2nd	--	1st	--	2nd	--	
	Jack Rudnay	C	--	--	--	2nd	--	--	--	
	Jan Stenerud	K	2nd	2nd	--	2nd	1st	1st	1st	
	Emmitt Thomas	CB	2nd	--	--	1st	--	1st	--	
1976	Jan Stenerud	P	--	--	--	2nd	--	--	--	
	1977	None								
1978	None									
1979	Bob Grupp	P	--	1st	1st	1st	1st	1st	1st	
	Jack Rudnay	C	--	--	--	2nd	--	--	--	
	Art Still	DE	--	--	--	--	2nd	--	--	

YEAR	PLAYER	POS.	AP	FW	ALL-PRO				ALL-AFC	
					NEA	TSN	PFW	SI	UPI	PFW
1980	Gary Barbaro	S	2nd	--	2nd	--	--	--	1st	1st
	J.T. Smith	PR	1st	--	--	1st	1st	--	--	1st
	Art Still	DE	2nd	1st	1st	1st	1st	1st	1st	1st
1981	Gary Barbaro	S	--	1st	1st	--	--	--	2nd	1st
	Joe Delaney	RB	--	--	--	--	--	--	1st	1st
	Gary Green	CB	--	--	2nd	--	--	--	1st	1st
	Eric Harris	CB	--	--	--	--	--	--	2nd	--
	Nick Lowery	K	2nd	--	1st	--	--	--	1st	1st
J.T. Smith	PR	--	--	--	--	--	--	--	1st	
1982	Gary Barbaro	S	--	--	1st	--	--	--	1st	*
	Gary Green	CB	--	--	--	--	--	--	2nd	*
	Art Still	DE	--	--	--	--	--	--	2nd	*
	Nick Lowery	K	--	--	--	--	--	--	2nd	*
1983	Carlos Carson	WR	--	--	--	--	--	--	1st	--
	Deron Cherry	S	2nd	--	--	--	1st	--	1st	1st
	Gary Green	CB	--	1st	1st	--	--	--	1st	--
1984	Jim Arnold	P	2nd	--	--	--	--	--	--	--
	Deron Cherry	S	1st	--	2nd	--	--	--	1st	--
	Gary Green	CB	2nd	--	2nd	--	--	--	--	--
	Art Still	DE	2nd	--	--	--	--	--	2nd	--
1985	Deron Cherry	S	2nd	--	2nd	--	**	--	1st	**
	Nick Lowery	K	1st	--	1st	--	**	--	2nd	**
1986	Lloyd Burruss	S	--	--	--	--	--	--	1st	--
	Deron Cherry	S	1st	--	2nd	1st	--	1st	1st	1st
	Albert Lewis	CB	--	--	2nd	--	--	--	2nd	--
	Nick Lowery	K	--	--	--	--	--	--	2nd	--
	Bill Maas	DT	2nd	--	--	--	1st	--	--	1st
	Art Still	DE	--	--	--	--	--	--	1st	--
1987	Carlos Carson	WR	--	--	--	--	--	--	2nd	--
	Deron Cherry	S	--	--	--	--	--	--	2nd	--
	Albert Lewis	CB	--	--	--	--	1st	--	2nd	--
	Bill Maas	DT	--	--	2nd	--	1st	--	1st	1st
	Paul Palmer	KR	--	--	--	--	--	--	--	1st
1988	Lloyd Burruss	S	--	--	--	--	--	--	2nd	--
	Deron Cherry	S	1st	1st	2nd	1st	1st	--	1st	1st
	Dino Hackett	ILB	--	--	--	--	--	--	2nd	--
	Albert Lewis	CB	--	--	--	--	--	--	1st	1st
	Nick Lowery	K	--	--	1st	--	--	1st	2nd	--
	Deron Cherry	S	--	--	--	--	--	--	2nd	--
	Albert Lewis	CB	1st	1st	1st	1st	1st	1st	1st	1st
	Christian Okoye	RB	1st	1st	1st	1st	1st	--	1st	1st
	Dan Saleaumua	DT	--	--	--	--	--	1st	--	--
	Derrick Thomas	OLB	--	--	--	--	--	1st	1st	1st
Kevin Ross	S	--	--	--	--	--	2nd	--	--	
1990	John Alt	T	2nd	--	--	1st	--	1st	--	--
	Albert Lewis	CB	1st	1st	1st	1st	--	1st	1st	1st
	Nick Lowery	K	1st	1st	1st	1st	1st	--	1st	1st
	Kevin Ross	S	2nd	--	--	--	--	--	2nd	--
	Dan Saleaumua	DT	--	--	2nd	--	1st	1st	--	1st
	Derrick Thomas	OLB	1st	1st	1st	1st	1st	--	1st	1st
1991	John Alt	T	--	--	--	--	--	1st	--	--
	Derrick Thomas	LB	1st	--	2nd	1st	1st	--	1st	1st
	Christian Okoye	RB	--	--	2nd	--	--	--	--	1st
1992	Derrick Thomas	LB	--	--	1st	1st	--	--	1st	1st
	Neil Smith	DE	--	--	2nd	--	--	--	--	--
	Nick Lowery	K	--	--	--	--	--	1st	1st	--
1993	Marcus Allen	RB	--	--	--	--	--	--	1st	1st
	Neil Smith	DE	1st	1st	1st	--	1st	--	1st	1st
	Derrick Thomas	LB	2nd	--	--	--	--	--	1st	--
1994	Dale Carter	CB	--	--	--	--	--	--	2nd	--
	Neil Smith	DE	--	--	--	--	--	--	2nd	--
	Derrick Thomas	LB	2nd	--	--	--	--	--	1st	--
	Louie Aguiar	P	2nd	--	--	--	--	--	2nd	--
1995	Dale Carter	CB	2nd	--	--	--	--	1st	1st	1st
	Dan Saleaumua	DT	--	--	--	--	1st	--	--	1st
	Will Shields	G	--	--	--	--	1st	--	--	--
	Neil Smith	DE	2nd	--	--	--	--	--	1st	1st
	Dave Szott	G	--	--	--	--	--	--	2nd	--
	Derrick Thomas	LB	--	--	--	--	--	--	2nd	--
	Tamarick Vanover	KR	--	--	--	--	1st	--	--	--

YEAR	PLAYER	POS.	ALL-PRO					ALL-AFC	
			AP	PFW	TSN	SI	USA	UPI	PFW
1996—	Dale Carter	CB	2nd	--	1st	--	--	1st	1st
	Mark Collins	CB	--	--	--	--	--	2nd	--
	Will Shields	G	--	--	--	--	--	2nd	1st
	Derrick Thomas	LB	2nd	--	--	--	1st	1st	1st
	Tamarick Vanover	KR	--	--	--	--	--	--	1st
			AP	PFW	TSN	SI	USA		PFW
1997—	Dale Carter	CB	--	--	--	--	--	--	1st
	James Hasty	CB	--	--	--	--	--	--	1st
	Pete Stoyanovich	K	--	1st	--	1st	1st	--	--
	Dave Szott	G	1st	1st	--	--	--	--	1st
	Tamarick Vanover	KR	--	--	--	--	1st	--	1st
1998—	None								
1999—	Tony Gonzalez	TE	1st	1st	1st	1st	1st	--	1st
	James Hasty	CB	--	--	--	--	1st	--	--
	Tony Richardson	FB	--	--	--	1st	--	--	--
	Will Shields	G	--	--	1st	--	--	--	--
			AP	PFW	TSN	SI	USA	FD	PFW
2000—	Tony Gonzalez	TE	1st	1st	1st	1st	1st	1st	1st
	Eric Hicks	DE	--	--	--	--	--	2nd	--
	Mike Maslowski	SPT	--	--	--	1st	--	--	--
	Tony Richardson	FB	--	--	--	1st	--	--	--

Reference: First or second team All-Pro or All-Conference honors as selected by the following organizations: (AP) Associated Press, (UPI) United Press International, (NEA) Newspaper Enterprise Association, (TSN) The Sporting News, (PFW) Pro Football Weekly, (FW) Pro Football Writers of America, (USA) USA Today - Gordon Forbes, (SI) Sports Illustrated - Paul Zimmerman, (FD) Football Digest, (FN) Football News.

Notes: The Sporting News All-AFL Team was selected by the players in 1960, '62-66 and by the coaches in '61. Pro Football Weekly's selections have been made by the Pro Football Writers of America since '96.

*No team named due to 1982 NFLPA Strike. **No team named in 1985.

ALL-TIME AFL TEAM, 1960-69



OFFENSE

Lance Alworth, San Diego Chargers Wide Receiver
 Don Maynard, New York Jets Wide Receiver
Fred Arbanas, Kansas City Chiefs Tight End
 Ron Mix, San Diego Chargers Tackle
Jim Tyrer, Kansas City Chiefs Tackle
Ed Budde, Kansas City Chiefs Guard
 Billy Shaw, Buffalo Bills Guard
 Jim Otto, Oakland Raiders Center
 Joe Namath, New York Jets Quarterback
 Clem Daniels, Oakland Raiders Running Back
 Paul Lowe, San Diego Chargers Running Back

(Chosen by AFL Members of the Hall of Fame Selection Committee)



DEFENSE

Jerry Mays, Kansas City Chiefs End
 Gerry Philbin, New York Jets End
 Houston Antwine, Boston Patriots Tackle
 Tom Sestak, Buffalo Bills Tackle
Bobby Bell, Kansas City Chiefs Linebacker
 George Webster, Houston Oilers Linebacker
 Nick Buoniconti, Boston Patriots M-Linebacker
 Willie Brown, Oakland Raiders Cornerback
 Dave Grayson, Oakland Raiders Cornerback
Johnny Robinson, Kansas City Chiefs Safety
 George Saimes, Buffalo Bills Safety

SPECIALISTS

George Blanda, Oakland Raiders Kicker
 Jerrel Wilson, Kansas City Chiefs Punter

KANSAS CITY CHIEFS 40TH ANNIVERSARY TEAM

OFFENSE

WR Otis Taylor 1965-75
 WR Carlos Carson 1980-89
 TE Fred Arbanas 1962-70
 T Jim Tyrer 1961-73
 T John Alt 1984-96
 G Ed Budde 1963-76
 G Will Shields 1993-99
 C Jack Rudnay 1969-82
 QB Len Dawson 1962-75
 FB Christian Okoye 1987-92
 RB Ed Podolak 1969-77

DEFENSE

DE Art Still 1978-87
 DE Neil Smith 1988-96
 DT Buck Buchanan 1963-75
 DT Jerry Mays 1961-70
 LB Willie Lanier 1967-77
 LB Bobby Bell 1963-74
 LB Derrick Thomas 1989-99
 CB Emmitt Thomas 1966-78
 CB Albert Lewis 1983-93
 S Deron Cherry 1981-91
 S Johnny Robinson 1960-71

(As selected by Lamar Hunt and Lamar Hunt, Jr.)

MACK LEE HILL AWARD

Each year since 1966, the Chiefs have selected a recipient for the Mack Lee Hill Award. It is a tribute to the late Mack Lee Hill, an outstanding running back who played for the Chiefs in 1964 and 1965. He was described as a man who played as much with his heart as he did with his driving legs in the early days of the American Football League.

In memory and tribute to Hill, the award is presented annually to the Chiefs rookie or first-year player who, as the inscription on the trophy reads - "best exemplifies the spirit of the late Mack Lee Hill ... the man with the giant heart and the quiet way." In selecting the recipient, the Chiefs veterans look for a first-year player who has displayed the spirit and attitude of Mack Lee Hill.

The winner of the 2000 Mack Lee Hill Award was strong safety Greg Wesley. Although a relative unknown when he came to Kansas City, by season's end had introduced himself to a number of opponents. This tenacious rookie became familiar with any foe who dared cross his path and did not discriminate, delivering bone-jarring hits to receivers, running backs and quarterbacks, alike. This unheralded third-round pick began his rise to prominence as college walk-on at Arkansas-Pine Bluff before proving to be one of the steals in the 2000 NFL Draft.

A quick learner of the NFL game, this England, Arkansas native by moving into the starting lineup in the season opener vs. Indianapolis, a position which he did not surrender the entire season. He became the first rookie to start on Opening Day since LB Percy Snow in '90 and the first Kansas City safety to start on Opening Day since S Gary Barbaro in '76. CB Kevin Ross ('84) was the last rookie to start all 16 games for the Chiefs until Wesley did it in 2000.

Once Wesley moved into the starting role he produced almost immediate dividends and continued to hone his skills each week. In his first pro start he showed why he might have been one of the best deals of the 2000 draft when he produced eight tackles and one pass defended vs. the Colts. He finished the year with 101 tackles becoming the third rookie in Chiefs annals to top the century mark in tackles with 101 and the first since LB Dino Hackett in '86. His tackle total ranked fourth all-time in Chiefs annals for rookies. Those 101 stops also ranked first among the defensive backs on the team and third on the team. An all-around performer, he also intercepted two passes for 28 yards, 11 passes defended and eight special teams stops. A consensus All-Rookie selection, Wesley earned those accolades from *Pro Football Weekly*, *Football News* and *Football Digest*.

Unquestionably, Greg Wesley's unique road from the basketball pickup courts to the NFL fields paid off as he made a name for himself in the Chiefs Red and Gold in 2000. No doubt, the late Mack Lee Hill would have enjoyed seeing Wesley with the same passion for the game and "quiet way" Hill displayed over 30 years ago.

Running back Mack Lee Hill bursts forward for yardage against the Raiders during his memorable two-year pro career with the Chiefs.



Chiefs President Carl Peterson presented S Greg Wesley with the Mack Lee Hill Award at the annual 101 Banquet. The third-round draftee was the first Chiefs rookie to start all 16 games since '84.



MACK LEE HILL AWARD RECIPIENTS

1966 — Mike Garrett, RB	1978 — Don Parrish, NT	1989 — Derrick Thomas, LB
1967 — Jan Stenerud, K	1979 — Bob Grupp, P	1990 — Percy Snow, LB
1968 — Robert Holmes, RB	1980 — Eric Harris, CB	1991 — Tracy Simien, LB
1969 — Jim Marsalis, CB	1981 — Lloyd Burruss, S	1992 — Willie Davis, WR
1970 — Jack Rudnay, C	1982 — Les Studdard, C	1993 — Will Shields, G
1971 — Elmo Wright, WR	1983 — David Lutz, T	1994 — Lake Dawson, WR
1972 — Larry Marshall, WR	1984 — Kevin Ross, CB	1995 — Tamarick Vanover, WR/KR
1973 — Gary Butler, TE	1985 — Jeff Smith, RB	1996 — Reggie Tongue, S
1974 — Woody Green, RB	1986 — Dino Hackett, LB	1997 — Tony Gonzalez, TE
1975 — Walter White, TE	1987 — Christian Okoye, RB	1998 — Victor Riley, OT
1976 — Gary Barbaro, S	1988 — James Saxon, RB	1999 — Mike Maslowski, LB
1977 — Gary Green, CB		2000 — Greg Wesley, S

DERRICK THOMAS AWARD



Chiefs President Carl Peterson presented WR Derrick Alexander with the Chiefs 2000 MVP Award. Alexander established several career highs last season and set a Kansas City single-season record with mark with 1,391 receiving yards.

the second of two first-round draft picks (29th overall) of the Cleveland Browns in '94. He moved to Baltimore when the franchise relocated and continued to increase his productivity becoming an everyday starter and putting together back-to-back seasons with over 1,000 yards receiving.

Last season Alexander was also honored with the Chiefs nomination for the 2000 Walter Payton/NFL Man of the Year Award for his efforts in the community and on the field. In addition to his own production, Alexander also had the added responsibility of mentoring several rookies and young players on the Chiefs offense last season, including fellow wide receiver, Sylvester Morris.

In just three seasons with Kansas City Alexander has played a major role in turning the club into one of the league's most explosive offensive teams. Thanks in large part to this big-play specialist, the Chiefs 4,149 passing yards in 2000, the second-highest tally in team history. Alexander has also developed a knack for burning teams with long catches, grabbing a team-record 24 passes of 20 yards or more. He also established himself as the franchise's all-time leader in deep pass receptions with a total of 55 20-plus yard catches over his Chiefs career. His elusive open-field running and outstanding hands make him truly dangerous and a threat to score every time he touches the ball. In Kansas City's new high-flying offense under head coach Dick Vermeil, Alexander should only continue to rack up numbers in 2001 and beyond.

During his 11 years in a Chiefs uniform, Derrick Thomas was one of the most brilliant performers and brightest personalities ever to wear a Chiefs uniform. Unquestionably, Derrick Thomas' legacy will live on in Kansas City and across the National Football League.

For the past twenty-two years the Chiefs have upheld a tradition of selecting the club's Most Valuable Player. Named in honor of the late Derrick Thomas, this Chiefs custom is especially meaningful for its recipients not only because of the man that it is named in honor of, but also because it is selected by a vote of their peers. Thomas was the heart and sole of the Kansas City defense from 1989-99 and will always be regarded as one of the best linebackers to play the game.

After being named Kansas City's MVP for 2000, wide receiver Derrick Alexander now shares more than just a first name with Thomas, who was a two-time winner of the award himself. Since joining the Chiefs as an unrestricted free-agent in 1998, Alexander has emerged as one of the premier wide receivers in the NFL.

His 2000 statistics speak for themselves, starting all 16 games and compiling 78 catches for a team-record 1,391 yards (17.8 avg.) and ten touchdowns, all of which were career highs. His 78 receptions were the third-highest single-season total in franchise history and his 17.8 yards per catch average ranked tops in the AFC. 2000 marked the third time in his career that he cleared the 1,000 yard mark on the season but achieved this year's milestone in just 11 games, the fastest in franchise history.

After a standout career at the University of Michigan, Alexander began his NFL career as



DERRICK THOMAS AWARD RECIPIENTS

(Voted on by Chiefs players)

1979—Gary Barbaro, S	1987—Carlos Carson, WR	1995—Marcus Allen, RB
1980—Art Still, DE	1988—Deron Cherry, S	1996—Mark Collins, S
1981—Joe Delaney, RB	1989—Christian Okoye, RB	1997—Andre Rison, WR
1982—Gary Green, CB	1990—Steve DeBerg, QB	1998—Glenn Parker, G/T
1983—Bill Kenney, QB	1991—Derrick Thomas, LB	1999—Marcus Patton, LB
1984—Art Still, DE	1992—Neil Smith, DE	2000—Derrick Alexander, WR
1985—Lloyd Burruss, S	1993—Marcus Allen, RB	
1986—Albert Lewis, CB	1994—Derrick Thomas, LB	

CHIEFS HALL OF FAME

In tribute to those who have made outstanding contributions to the success of the Kansas City Chiefs Football Club, the team has established a Hall of Fame. New inductees are selected by a three-man committee, representing the Chiefs Booster Club, the area media and the Chiefs organization. The award is presented annually at the "101 Banquet." Six members of the Chiefs Hall of Fame are also enshrined in the Professional Football Hall of Fame in Canton, Ohio.

Lamar Hunt, Founder, 1960-present
Inducted Chiefs Hall of Fame 1969
Inducted Pro Football Hall of Fame 1972



Founded the American Football League in 1960 with his Dallas Texans franchise ... Became the first AFL figure to be inducted into the Pro Football Hall of Fame in 1972 ... Described during his induction ceremony as the "architect, designer and builder of an impossible dream" ... Serves as the president of the American Football Conference ... Since 1984, the AFC Championship game trophy has carried his name ... Has seen the Chiefs win three AFL titles and a Super Bowl trophy ... Is credited with accidentally putting the name "Super Bowl" on the NFL's championship game ... Was born August 2, 1932, in El Dorado, Arkansas ... Graduated from Southern Methodist University in 1956 with a B.S. in geology ... Was a reserve end on SMU's football team ... He and his wife, Norma, reside in Dallas and have four children, Lamar Jr., Sharron, Clark and Daniel.



Became the first Chiefs player to be enshrined in the Pro Football Hall of Fame when he was chosen in the Class of 1983 ... Some have called him the greatest outside linebacker to play the game ... Superb athlete began his pro career as a defensive end, because the Chiefs needed help at that position when he was drafted in the seventh round in 1963 ... In his third season he was moved to linebacker, where earned a spot in the AFL All-Star game and then the Pro Bowl the next nine years ... Was named to the AFL's all-time team by the Pro Football Hall of Fame ... Starred on two AFL Championship teams, playing in Super Bowls I and IV ... Intercepted 26 passes, recovered 15 fumbles and scored nine touchdowns in 168 career games ... Also handled deep snapping on punts and placekicks ... Was an all-state quarterback at Cleveland High School in Shelby, North Carolina ... Was the Outland Trophy winner as college football's outstanding lineman as a senior at the University of Minnesota in 1962 ... Played on the College All-Star team that defeated the Green Bay Packers in 1963 ... Is enshrined in the College Football and Missouri Sports Halls of Fame ... No Chief will ever wear his number 78 ... Born June 17, 1940, in Shelby, North Carolina ... Resides in Kansas City where he does marketing for Factory Motor Parts.



Bobby Bell, Linebacker, 1963-74
Inducted Chiefs Hall of Fame 1979
Inducted Pro Football Hall of Fame 1983

Willie Lanier, Middle Linebacker, 1967-77
Inducted Chiefs Hall of Fame 1984
Inducted Pro Football Hall of Fame 1986



As part of the Pro Football Hall of Fame's Class of 1986, he became the second Chiefs player to be enshrined in Canton ... Named to the NFL's 75th Anniversary All-Time Team in 1994 ... Chiefs starting middle linebacker for 11 years, he possessed a ferocious tackling style that made him a feared run-stopper ... Was intelligent and disciplined as the quarterback of the Chiefs vaunted defense ... Also had the speed and agility that helped him grab 27 career interceptions, good for the eighth-most ever by a Chief ... His 15 fumble recoveries tie for the third-highest total in club history ... A second-round draft choice in 1967, he missed just five games during his pro career ... Played in two AFL All-Star games and five AFC-NFC Pro Bowls ... Named MVP of the 1971 Pro Bowl ... Helped Chiefs to their only World Championship, a Super Bowl IV victory over the Minnesota Vikings ... Became starter four games into his rookie season ... Named 1972 NFL Man of the Year as the outstanding pro football player-citizen ... Was nicknamed "Honey Bear" or "Honeybear," because he looked and acted friendly, but was ravenous on the field ... His number 63 has been retired by the Chiefs ... Attended Maggie L. Walker High School in Richmond, Virginia ... Was a two-time Small College All-America pick at Morgan State ... Named Tangerine Bowl MVP ... Graduated from Morgan State with a B.S. in administration ... Born August 21, 1945, in Clover, Virginia ... Lives in Richmond, where he is the president at First Wheat Securities.





Len Dawson, Quarterback, 1962-75
 Inducted Chiefs Hall of Fame 1978
 Inducted Pro Football Hall of Fame 1987

Heart and soul of Texans/Chiefs franchise during his illustrious career ... During his tenure as the team's field general, he helped make the Chiefs one of pro football's premier teams and wound up among the elite passers in the game's history ... Under his guidance, the Chiefs were perennial contenders and won the AFL Championships in 1962, 1966 and 1969 ... Was MVP of Super Bowl IV when he directed Kansas City to a win over the heavily-favored Minnesota Vikings ... Won the AFL passing title four times and still holds Chiefs career marks for pass rating (83.2), attempts (3,696), completions (2,115), passing yards (28,507) and touchdowns (237) ... Started pro career with the Pittsburgh Steelers as a first-round pick in '57, then landed with the Cleveland Browns before ending up with the Texans in 1962 ... Named to six AFL All-Star teams and one Pro Bowl squad (1972) ... AFL Player of the Year in 1962 ... Played in 211 career games, completing 2,136 of 3,741 passes (57.1%) for 28,711 yards with 239 touchdowns and 183 interceptions, while rushing for 1,293 yards and nine scores on 294 carries ... Named 1973 NFL Man of the Year as the outstanding pro football player-citizen ... Nicknamed "Lenny the Cool" ... Led Big 10 in passing and total offense for three seasons at Purdue ... His number 16 has been retired by the Chiefs ... Does color commentary on the Chiefs Fox Football Radio Network, hosts "Inside the NFL" on HBO and is the sports anchor at KMBC-TV in Kansas City ... Born June 20, 1935, in Alliance, Ohio.



Buck Buchanan, Defensive Tackle, 1963-75
 Inducted Chiefs Hall of Fame 1980
 Inducted Pro Football Hall of Fame 1990



Became the third member of the Chiefs feared defense of the late 1960s and early 1970s to enter the Pro Football Hall of Fame ... The first overall selection in the 1963 AFL Draft, he became the prototype for future pro defensive linemen ... Combined perfect size (6-7, 270) with outstanding strength and deceptive speed (10.2 in the 100) ... Helped Kansas City win two AFL crowns and their only Super Bowl in 1970 ... Had an eight-year stretch where he either went to the AFL All-Star game or the AFC-NFL Pro Bowl ... Was a unanimous All-AFL pick from 1966-69 ... His teammates named him Chiefs MVP in 1965 and 1967 ... In 1967 alone he batted down 16 passes at or behind the line of scrimmage ... Played in 181 career games, including 166 in a row ... Eddie Robinson, the legendary coach at Grambling where Buchanan was an NAIA All-America choice in 1962, called him "the finest lineman I've ever seen," ... Was captain of both the football and basketball squads at Parker High School

in Birmingham, Alabama ... Played both offensive and defensive tackle at Grambling ... Owned All-Pro Construction Company and All-Pro Advertising in Kansas City ... His number 86 was retired by the Chiefs ... Born September 10, 1940, in Gainesville, Alabama, and died July 16, 1992, in Kansas City.



Jan Stenerud, Placekicker, 1967-79
 Inducted Chiefs Hall of Fame 1991
 Inducted Pro Football Hall of Fame 1991

The first pure placekicker to be inducted into the Hall of Fame and the fifth Chiefs player to make it to Canton ... Regarded by many as the best placekicker in pro football history ... Named to the NFL's 75th Anniversary All-Time Team in 1994 ... Played 19 NFL seasons: Kansas City 1967-79; Green Bay Packers 1980-83; and Minnesota Vikings 1984-85 ... Ranks third on the league's all-time scoring list with 1,699 points and is fourth in career field goals made with 373 ... Still owns or shares nine Chiefs records, including field goals attempted in a career (436) and season (44), consecutive games played (186) and consecutive games scoring field goals (16) ... Hit a 48-yard field goal and two other FGs in Super Bowl IV victory over the Vikings ... Played in 263 pro games and never missed one because of injury or illness ... Played in two AFL All-Star games and four AFC-NFC Pro Bowls ... Named the Outstanding Offensive Player in the 1972 Pro Bowl ... Was selected by the Chiefs in the third round of the 1966 AFL "redshirt" draft ... Attended Montana State University on a skiing scholarship ... Was an outstanding ski jumper in his native Norway ... His jersey number 3 has been retired by the Chiefs ... Born November 26, 1942, in Fettsund, Norway ... Is now director of business development for Howard Needles Tammen & Bergendorff, a Kansas City architectural firm ... A outstanding golfer, he plays in several celebrity tournaments each year.



Lamar Hunt, Founder
Inducted 1969

For bio, see pages 4 and 310

Mack Lee Hill, Running Back, 1964-65
Inducted 1970



Played running back with the Chiefs for just two seasons (1964-65) before tragically dying while undergoing knee surgery ... Made the Chiefs roster in 1964 as a rookie free agent out of Southern University and wound up as the team's second-leading rusher that season with 567 yards and four touchdowns on 105 carries ... Played in AFL All-Star game after his rookie campaign ... Gained 627 yards, second-most on the team, in his second pro season ... Nicknamed "The Truck" ... His number 36 is retired ... Born on August 17, 1940 in Quincy, Florida and died on December 12, 1965 in Kansas City.

Jerry Mays, Offensive Tackle/Defensive End, 1961-70
Inducted 1971

Was a force on the Chiefs vaunted defensive line for 10 years ... Named to the all-time AFL team by the Pro Football Hall of Fame ... Was selected to play in the AFL All-Star game six times, following the 1962 and 1964-68 seasons ... Played in 140 games with the Chiefs after joining the club as a fifth-round pick of the Dallas Texans in the 1961 AFL Draft ... Was a starter at left defensive end on the Chiefs Super Bowl IV championship team ... Broke into pro football as an offensive tackle and made the All-AFL team twice at that position before switching to defense ... Wore number 75 ... Was a college standout at SMU ... Born November 24, 1939 in Dallas, Texas, and died on July 17, 1994 in Lake Lewisville, Texas.



Fred Arbanas, Tight End, 1962-70
Inducted 1972



Was considered one of pro football's finest tight ends during his nine seasons with the Texans/Chiefs ... Named to the all-time AFL team by the Pro Football Hall of Fame ... Was a five-time All-AFL choice, grabbing the honor from 1962-65 and in 1967 ... Was known for his tenacious blocking and courage ... Lost the sight in one eye in an accident in December of 1964, but came back strong to earn All-AFL accolades the following season ... Member of Kansas City's Super Bowl IV title team ... Played in 118 games, catching 198 passes for 3,101 yards and 34 touchdowns ... Was a seventh-round pick of the Texans after a stellar college career at Michigan State ... Wore jersey number 84 ... Born on January 14, 1939 in Detroit, Michigan.

Johnny Robinson, Safety/Halfback, 1960-71
Inducted 1973

Excelled as both a halfback (1960-61) and safety (1962-71) ... Named to the AFL's all-time team by the Pro Football Hall of Fame as a safety ... Was the third-leading interceptor in AFL history with 43 ... His 57 career interceptions rank second in team history ... Led the AFL in picks with 10 in 1966 and topped the NFL in 1970 with 10 ... Was a six-time All-AFL selection



(1963-68) ... Played in 164 career games ... As a halfback during the franchise's first two seasons, he rushed for 658 yards and six TDs on 150 carries and caught 77 passes for 1,228 yards and nine scores ... Was a first-round pick of the Texans in 1960 ... Was also a first-round pick of the NFL's Detroit Lions ... Wore number 42 ... Was a member of the Chiefs Super Bowl IV championship team and LSU's 1959 national championship squad ... Born September 9, 1938 in Delhi, Louisiana.

Chris Burford, End, 1960-67
Inducted 1974



Led Texans/Chiefs in pass receptions in four of his eight seasons: 1961-63 and 1965 ... Was an AFL All-Star in 1961 and a first team All-AFL pick in 1962 ... Ranks third in franchise history in pass receptions (391) and fifth in receiving yards (5,525) ... His 55 career TD grabs are the second-most in club annals ... Caught a team-record 12 TD passes during the 1962 season ... Member of two AFL championship squads ... Wore jersey number 88 ... Joined Texans as a first-round pick in 1960 ... As a senior at Stanford in 1959, he set an NCAA record with 61 catches ... Was enshrined in the College Football Hall of Fame in 1995 ... Born January 31, 1938 in Oakland, California.

E.J. Holub, Center/Linebacker, 1961-70
Inducted 1975

One of the most fiery competitors in franchise history ... Distinguished himself as both a linebacker (1961-67) and center (1968-70) ... Named to five AFL All-Star affairs as a linebacker, following the 1961-63 and 1964-66 seasons ... Was known as the Chiefs "Holler Guy" ... Was a starter at center on Kansas City's Super Bowl IV title team ... Played in 127 games after joining the Chiefs as a first-round draft pick of the Texans in 1961 ... Made nine career interceptions ... Is one of the best players to ever come out of Texas Tech, where his career earned him a place in the College Football Hall of Fame ... Born January 5, 1938 in Schultenburg, Texas.



Jim Tyrer, Tackle, 1961-73
Inducted 1976



Considered by many to be the finest offensive tackle of his era ... Was selected to the AFL All-Star team or Pro Bowl nine times ... Named to the all-time AFL team by the Pro Football Hall of Fame ... Was a starter in each of his 13 pro seasons, playing in 180 games ... His string of 180 straight games played is the third-longest streak in club history ... Named AFL Offensive Lineman of the Year in 1969 ... Was a starter at left tackle on the Chiefs Super Bowl IV squad ... Wore number 77 ... Played one season (1974) with the Washington Redskins ... Was a college All-America choice at Ohio State and was chosen by the Texans in the third round of the '61 AFL Draft ... Born February 25, 1939 in Newark, Ohio and died on September 15, 1980 in Kansas City.

FAST FACT

Since '95, the Chiefs are the only AFC West team to post a winning record against all of their division opponents.



Mike Garrett, Running Back, 1966-70

Included 1977



Spent five very productive seasons with the Chiefs before finishing his NFL career with the San Diego Chargers (1970-73) ... Is the fourth-leading rusher in Chiefs history, churning out 3246 yards and 23 touchdowns on 736 carries ... Also caught 141 passes for 1,231 yards and seven scores ... Led team in rushing three times, including the 1967 season when he gained 1,087 yards ... Was an All-AFL choice in 1966-67 ... Scored a five-yard TD against the Minnesota Vikings in Super Bowl IV victory ... Wore jersey number 21 ... Winner of the 1965 Heisman Trophy ... College Football Hall of Famer started Southern Cal's long legacy of talented tailbacks and is currently the Athletic Director at his alma mater ... Was selected by Kansas City in the 20th round of the 1966 AFL Draft ... Born April 12, 1944 in Los Angeles.

Len Dawson, Quarterback, 1962-75

Included 1978

For bio, see page 311

Bobby Bell, Linebacker, 1963-74

Included 1979

For bio, see page 310

Buck Buchanan, Defensive Tackle, 1963-75

Included 1980

For bio, see page 311

Otis Taylor, Wide Receiver, 1965-75

Included 1981

Was one of the best and most exciting wide receivers of his era ... Played in three AFC-NFC Pro Bowls, following the 1970-72 seasons ... Owns Chiefs career records for receiving yards (7,306), receiving touchdowns (57) and 100-yard games (20) ... His 410 career receptions rank second in team history ... Twice topped the 1,000-yard receiving mark in a season, getting 1,297 in 1966 and 1,110 in 1971 ... Led Chiefs in pass receptions on five occasions (1966-67 and 1970-72) ... Hauled in a dazzling 46-yard TD pass helping the Chiefs upend the Minnesota Vikings in Super Bowl IV ... Wore number 89 as a Chief ... Had his college number 17 retired by Prairie View A&M ... Was a fourth-round pick of the Chiefs in the 1965 AFL Draft ... Spent several years as a scout for the Chiefs ... Born August 11, 1942, in Houston, Texas.



Ed Budde, Guard, 1963-76

Included 1983



Was the finest offensive guard to play in the AFL ... Was named to the AFL's all-time team by the Pro Football Hall of Fame ... Was named to play in the AFL All-Star game or AFC-NFC Pro Bowl seven times: 1964 and 1967-72 ... Was a starter during each of the Chiefs two Super Bowl appearances ... His 14 seasons with the Chiefs are the second-most in team history ... Saw action in 177 career games ... Was a first team All-AFL pick in 1966 and 1969 ... His son, Brad, played for the Chiefs from 1980-86 ... Selected by Kansas City in the first round of the 1963 AFL Draft ... Was a college standout at Michigan State ... Wore jersey number 71 ... Born November 2, 1940, in Highland Park, Michigan.

Willie Lanier, Middle Linebacker, 1967-77

Included 1984

For bio, see page 310

Emmitt Thomas, Cornerback, 1966-78

Included 1985

Was one of the finest cornerbacks of his era ... Owns the Chiefs all-time interception record with 58, which places him eighth on the NFL's all-time list ... Led the NFL in interceptions in 1974 with a team-record 12, just two shy of the league's single-season mark ... Led the AFL in picks in 1969 with nine ... Played in 181 career games, tying for the fifth-most in club annals ... Returned five interceptions for touchdowns ... Had an interception in the Chiefs Super Bowl IV triumph over the Minnesota Vikings ... Made the Chiefs as an undrafted free agent from Bishop College in Dallas ... Wore jersey number 18 ... Born June 3, 1943, in Angleton, Texas ... Is currently the defensive coordinator of the Minnesota Vikings.



Hank Stram, Head Coach, 1960-74

Included 1986



Commanded the Chiefs on-field fortunes for 15 years, posting a regular season record of 124-76-10 (.614) ... Garnered a reputation as one of the game's most imaginative offensive minds ... Became the Texans head coach during the AFL's initial 1960 campaign and directed the franchise to three AFL titles and two Super Bowl appearances, including the World Championship 1969 season ... Known as "The Mentor" ... Put together a string of nine consecutive winning seasons ... Was honored as either the AFL or AFC Coach of the Year four times: 1962, 1966, 1968 and 1970 ... Was an assistant coach at the University of Miami before being named the Texans head coach ... Was also a college assistant at Purdue, SMU and Notre Dame ... Won seven letters as an athlete at Purdue, three in football and four in baseball ... Born January 3, 1924, in Chicago, Illinois.

Jerrel Wilson, Punter, 1963-77

Included 1987

Considered one of the top punters to ever play the game ... Was named to the all-time AFL team by the Pro Football Hall of Fame ... Played more seasons (15) than any player in team history while his 203 games played ranks second in club annals ... Owns franchise records for most punts in a career (1,014), average yardage in a career (43.6), season (46.1) and game (56.4) ... Owns the NFL record for most seasons leading the league in punting average, doing so four times (1965, 1968, 1972-73) ... Known as "Thunderfoot" ... Had four career punts over 70 yards ... Named to three AFC-NFC Pro Bowl squads ... Was a center at Southern Mississippi University ... Wore number 44 ... Played some running back early in his pro career ... Spent one season (1978) with the New England Patriots ... Drafted by Kansas City in the 11th round of the 1963 AFL Draft ... Born October 4, 1941, in New Orleans, Louisiana.



Ed Podolak, Running Back, 1969-77
Inducted 1988



Is one of the toughest, most hard-nosed players to ever don a Chiefs uniform ... Is the Chiefs second all-time leading rusher with 4,451 yards and 34 touchdowns on 1,158 carries ... Was also an excellent pass receiver and return man ... Caught 288 passes for 2,456 yards and six scores while averaging 8.6 yards per punt and 20.5 yards per kickoff return ... His 8,178 career combined yards are the second-most in club history ... Had one of the finest all-around performances in pro football history on Christmas Day 1971, when he had 350 total yards in a playoff loss to the Miami Dolphins, had 85 rushing yards, 110 receiving and 155 on returns ... Led Kansas City in rushing five times, in receiving three and punt returns three ... Wore jersey number 14 ... Selected by the Chiefs in the second round of the 1969 draft ... Played quarterback and halfback at the University of Iowa ... Born September 1, 1947, in Atlantic, Iowa.

Jim Lynch, Linebacker, 1967-77
Inducted 1989

Teamed with Pro Football Hall of Famers Willie Lanier and Bobby Bell to form one of the finest linebacker trios the game has ever seen ... The trio played together for eight memorable seasons (1967-74) ... Played in 151 games, including a string of 142 in a row ... Manned the right linebacker spot, where he recorded 17 interceptions and 14 fumble recoveries, which is the sixth-most in franchise history ... Had four seasons where he recorded three interceptions and two campaigns with three fumble recoveries ... Helped Chiefs to huge victory over the Minnesota Vikings in Super Bowl IV, making four tackles ... Played in AFL All-Star game following the 1968 season ... Was the co-captain of Notre Dame's 1966 national championship team and won the Maxwell Award as the nation's outstanding defensive player ... Has been enshrined in the College Football Hall of Fame ... Wore jersey number 51 ... Was a second-round pick of Kansas City in 1967 ... Born August 28, 1945, in Lima, Ohio.



Abner Haynes, Running Back, 1960-65
Inducted 1990



Exciting running back and return specialist who still owns nine franchise records, including most points in a game (30), most touchdowns in a season (19), most touchdowns in a game (five), highest career average gain rushing (4.84), most rushing touchdowns in season (13) and game (four), most combined yards in a career (8,442) and season (2,100) ... Led club in rushing four times: 1960-62 and 1964 ... Selected as the AFL's first Player of the Year in 1960 when he was the league's first rushing champion with 875 yards ... Became first player in franchise history to rush for 1,000 yards, getting 1,049 during the 1962 AFL title season ... Named All-AFL from 1960-62 ... In 1965 he was traded to the Denver Broncos, where he spent two seasons ... Also played with New York Jets and Miami Dolphins ... Originally a first-round pick of the Oakland Raiders in 1960 ... Wore jersey number 28 ... Was a college standout at North Texas ... Born September 19, 1937, in Denton, Texas.

Jan Stenerud, Placekicker, 1967-79
Inducted 1991

For bio, see page 311

Sherrill Headrick, Linebacker, 1960-67
Inducted 1992

Hard-nosed, all-giving linebacker whose teammates called him "Psycho" for his rambunctious nature and style of play ... Named to the first three All-AFL squads (1960-62) ... Played in five AFL all-star games as one of the league's best middle linebackers ... Played one season at offensive guard, center and linebacker in Canada (1959) before joining the Texans for the initial AFL season ... Left TCU after three seasons ... Signed with the Texans as a free agent ... Had 14 interceptions during his eight-year Texans/Chiefs career, returning three for touchdowns ... Played in 1962 and 1966 AFL title game wins and Super Bowl I ... Was selected by the Cincinnati Bengals in the 1968 AFL expansion draft and played for that team one season ... Wore number 69 ... Born March 13, 1937, in Waco, Texas.



Jack Rudny, Center, 1969-82
Inducted 1993



Was regarded as one of the NFL's finest centers during the 1970s ... Determination, guts, toughness and humorous are probably the four best words that describe him ... Was the AFC's starting center in the Pro Bowl four straight times, following the 1973-76 seasons ... Played in 178 games with the Chiefs, the third-most ever by a Kansas City offensive lineman ... Put together an incredible string of 144 straight games played, beginning with the 1970 season and lasting through the entire decade ... A fourth-round draft choice in 1969, he missed the Chiefs Super Bowl season as a result of a back injury suffered in the College All-Star game following his senior year at Northwestern University ... Played both center and defensive tackle at Northwestern ... Wore jersey number 58 ... Born November 20, 1947, in Cleveland, Ohio.

Curtis McClinton, Running Back/Tight End, 1962-69
Inducted 1994

Is the sixth-leading rusher in franchise history ... Was one of the early stars of the AFL ... Had 762 rushing attempts for 3,124 yards and 18 touchdowns ... Also caught 154 passes for 1,945 yards and 14 scores ... Played in three AFL All-Star games, following the 1962 and 1966-67 seasons ... Was named the Outstanding Player of the 1962 affair ... Was a member of both Chiefs Super Bowl teams and all three AFL title clubs ... Was named the AFL Rookie of the Year in 1962, when he rushed for 604 yards and caught 29 passes for 333 yards ... Was the first AFL player to score a touchdown in a Super Bowl, catching a seven-yard pass in the second quarter of Super Bowl I ... Was a backup tight end on the Super Bowl IV championship squad ... Selected as a future choice by the Texans in the 14th round of the 1961 AFL Draft ... Rushed for 1,377 yards as a college halfback at the University of Kansas ... Wore number 32 ... Born June 25, 1939, in Muskogee, Oklahoma.



Deron Cherry, Safety, 1981-91
Inducted 1995



Is one of the most celebrated and popular players in franchise history ... Was the finest free safety in the AFC throughout the 1980s, grabbing six straight Pro Bowl berths (1983-88), including five as a starter in the game ... Was selected to the Chiefs 25-Year All-Time team in 1987 ... Entered the pro ranks as a rookie free agent punter, making him one of the most successful free agents in NFL history ... Owner of six 100-tackle seasons ... In 148 career games, he had 927 tackles, 50 interceptions, 15 fumble recoveries and three touchdowns ... Ranks third on the team's all-time interception list ... Led Chiefs in tackles four times and in interceptions on six occasions ... Won AFC interception title in 1986 with nine ... Wore jersey number 20 ... Was a strong safety and punter at Rutgers University and was a high school quarterback ... Born September 12, 1959, in Palmyra, New Jersey ... Is one of nine partners of the NFL's Jacksonville Jaguars.

Dave Hill, Tackle, 1963-74
Inducted 1996

Exceptional offensive tackle manned the right side of the Chiefs line for 12 superb seasons ... Was a member of two AFL championship teams (1966 and 1969) and both Chiefs squads that went to the Super Bowl ... Was the starting right tackle in Kansas City Super Bowl IV victory over the Minnesota Vikings ... Played in 150 games and did not miss a contest for nine straight seasons (1964-72) ... Was considered one of the game's best pass protectors during his career ... Wore jersey number 73 ... Selected by Kansas City in the 24th-round of the 1963 AFL Draft ... Was an outstanding collegiate tackle at Auburn University ... Born February 1, 1941, in Lanett, Alabama.



Art Still, Defensive End, 1978-87
Inducted 1997



Was a force against the run as well as an unstoppable pass rusher ... Was a four-time Pro Bowl selection, following the 1980-82 and 1984 seasons ... Named the Chiefs Most Valuable Player twice (1980 and 1984) ... Is third on the Chiefs all-time sack list with 72.5 ... Also made 992 tackles and 11 fumble recoveries ... Led team in sacks on six occasions and topped the team's tackle chart three times ... Had two seasons (1980 and 1984) with 14.5 sacks ... Was the second overall player taken in the 1978 NFL Draft (Houston Oilers running back Earl Campbell was the first) ... Was traded to the Buffalo Bills in 1988 and played with that club for two seasons ... Was the Southeastern Conference Player of the Year as a senior at the University of Kentucky ... Wore jersey number 67 ... Born December 5, 1955, in Camden, New Jersey.

Lloyd Burruss, Safety, 1981-91
Inducted 1998

The first Chief to ever be the Mack Lee Hill Award winner ('81), the team's MVP ('85) and a member of the Chiefs Hall of Fame ... Was one of the premier strong safeties in the NFL throughout the '80s ... During that decade, he averaged 63 tackles per season, while recording 20 interceptions and scored five touchdowns ... Gained league-wide



recognition in '86 with his only Pro Bowl berth ... Was Kansas City's starting strong safety from '81-88 ... Returned four of his 22 interceptions for a touchdown ... Only Bobby Bell (six), Emmitt Thomas (five) and Jim Kearney (five) have returned more interceptions for scores in Kansas City history ... Owns team record for interception return yardage (115) in a game ... Is co-holder of NFL and team records for interceptions returned for a touchdown in a game with two (KC's Jim Kearney and 19 others share league mark) ... Extremely productive player produced 628 tackles, 22 interceptions, seven fumble recoveries and 3.5 sacks in 145 career games (103 starts) ... Was a four-year starter at the University of Maryland, where he earned a general studies degree ... Wore jersey number 34 ... Born October 31, 1957, in Charlottesville, Virginia.

Christian Okoye, Running Back, 1987-92
Inducted 1999



Unquestionably the most powerful runner ever to wear the Red and Gold ... Nicknamed "The Nigerian Nightmare" ... Doled out plenty of punishment during his six seasons with Kansas City and powered his way to the most rushing yards (4,897) in Chiefs history ... Also holds team records for career rushing attempts (1,246), attempts in a season (370) in '89), attempts in a game (38) and career 100-yard games (14) ... Became just the second Chief ever to lead the league in rushing, gaining an NFL-best and all-time franchise high 1,480 yards in '89 ... His 40 career rushing TDs are just four shy of Marcus Allen's team record, as well ... Just the second Chiefs player ever to earn the club's Mack Lee Hill Award ('87), team MVP honors ('89) and be enshrined in the Chiefs Hall of Fame ... Was a Pro Bowl pick following the '89 and '91 seasons ... Originally came to the United States in '82 to compete in track and field at Azusa Pacific ... Joined the Azusa football squad in '84 and after just three seasons of organized football was a second-round draft choice of Kansas City in '87 ... Wore number 35 ... The name Okoye in Nigerian means "blessed on Sundays" ... Born August 16, 1961 in Enugu, Nigeria.

Derrick Thomas, Linebacker, 1989-99
Inducted 2000

Pass rusher extraordinaire spent 11 glorious seasons in a Kansas City uniform ... Served as the heart and soul of the Chiefs franchise during that span ... Known simply as "D.T." ... Was not only a bona fide star in terms of his contributions on the field, but also illuminated countless lives through his charitable efforts ... Received the '93 NFL Man of the Year Award, the '95 Byron "Whizzer" White Award and was named former President George Bush's "832nd Point of Light" ... On the field, was one of the most dominant defensive players of his day thanks to his patented sack-and-strip maneuver ... Established Chiefs career records for sacks (126.5), safeties (3), fumble recoveries (18) and forced fumbles (45) ... His 126.5 sacks were the fourth-highest total ever by a linebacker at the time of his death ... Produced a club-record 20.0 sacks in '90, included an NFL-record seven sacks in a single game ... The only player in Chiefs history to see action in three different decades with his final contest coming on January 2, 2000 ... Saw duty in 169 games (158) starts and owns a share of another franchise mark with 10 career playoff appearances ... Won the Mack Lee Hill Award as a rookie in '89 ... Produced nine consecutive Pro Bowl berths from '89-97, the most of any player in Chiefs history ... Was the initial two-time winner ('91, '94) of the club's MVP trophy which now bears his name ... Born January 1, 1967 in Miami, Florida and died on February 8, 2000 in Miami, Florida following a serious auto accident on January 23, 2000 in Kansas City.



OTHER HALL OF FAMERS

Mike Webster, Center, 1989-90
Enshrined Pro Football Hall of Fame 1997



Concluded his storied 15-year NFL career with two seasons in Kansas City (1989-90), but will be remembered by most for his 13 seasons (1974-88) with the Pittsburgh Steelers ... Regarded by many as the greatest center to ever play the game ... Noted for not only his strength, toughness, and durability, but also his character ... A fifth-round draft pick of the Pittsburgh Steelers out of the University of Wisconsin in '74, went on to become one of the most dominating and durable offensive linemen of his era ... Played in 245 career games (207 starts), tying the NFL record for most contests ever played by a center ... Only five other players in league history have seen action in more games ... A member of Pittsburgh's teams which claimed wins in Super Bowls IX, X, XIII, and XIV ... A nine-time Pro Bowler and six-time All-Pro selection ... Named to both the NFL's 75th Anniversary All-Time Team and the NFL's Silver Anniversary Super Bowl squad ... Born in Tomahawk, Wisconsin on March 18, 1952.

Note: Pro Football Hall of Fame 2000 enshrinee Ronnie Lott never played in a regular season game for Kansas City, but retired as a member of the Chiefs in the '95 preseason.

Joe Montana, Quarterback, 1993-94
Enshrined Pro Football Hall of Fame 2000



Perhaps the finest quarterback ever to step under center in pro football history ... Concluded his masterful 16-year NFL tenure with two playoff seasons in Kansas City ('93-94) ... Spent 14 seasons (1979-92) in San Francisco and guided the 49ers to wins in Super Bowls XVI, XIX, XXIII and XXIV, earning game MVP honors three times (XVI, XIX and XXIV) ... The NFL's Most Valuable Player in '89 ... Earned eight Pro Bowl bids and led the league in passing in both '87 and '89 ... The king of the late-game heroics, exhibited his "Montana Magic" with 31 career fourth-quarter comebacks ... In '93, guided the Chiefs to their first AFC West title since '71 with an 11-5 mark ... Led Kansas City on a remarkable playoff run in '93 which concluded in Kansas City's first-ever trip to the AFC Championship Game ... Also took the Chiefs to the playoffs in '94, throwing for 314 yards in his final NFL game, a 27-17 postseason loss at Miami ... Played in 192 regular season NFL games with 164 starts and started 23 career playoff games ... Retired April 18, 1995, and at that time ranked fourth in NFL history in passing yards (40,551), attempts (5,391) and TD passes (273) ... Named to NFL's 75th Anniversary All-Time Team ... Born in New Eagle, Pennsylvania on June 11, 1956.

Marv Levy, Head Coach, 1978-82
Enshrined Pro Football Hall of Fame 2001



Just the 11th modern-era head coach to be elected to the Pro Football Hall of Fame ... The only coach in NFL history to guide his squad to four consecutive Super Bowls ... Spent 16½ seasons as NFL head coach, compiling a 143-112 regular season record with the Chiefs and Bills ... Produced a 31-42 record with Kansas City from '78-82 ... Joined the Chiefs after serving a five-year stint as the head coach of the CFL's Montreal Alouettes ... After inheriting a team that was coming off a 2-12 season in '77, he installed a Wing-T offense with the Chiefs in '78 and the club made steady improvement going 4-12 in '78, 7-9 in '79 and 8-8 in '80 ... In '81, the Chiefs finished 9-7, marking the team's first winning campaign since '73 ... His final year in Kansas City was a strike-shortened 3-6 campaign in '82 ... A veteran of three professional leagues, served one year as head coach of the USFL's Chicago Blitz in '84 ... Took over the Buffalo Bills midway through the '86 season and produced to post a franchise-best 112-70 regular season record and an 11-8 postseason mark with that club from '86-97 ... Under his guidance, the Bills won six AFC East titles, four AFC Championships and represented the AFC in Super Bowls XXV, XXVI, XXVII and XXVIII ... Born in Chicago, Illinois on August 3, 1925.

CHIEFS IN THE COLLEGE FOOTBALL HALL OF FAME

Seven players who spent a portion of their professional football career with either the Kansas City Chiefs or Dallas Texans have been enshrined in the College Football Hall of Fame, which is located in South Bend, Indiana.

PLAYER	COLLEGE POSITION	COLLEGE (YEARS)	ENSHRINED
Marcus Allen	Running Back	Southern California (1978-81)	2001
Bobby Bell	Defensive Tackle	Minnesota (1960-62)	1991
Brad Budde	Tackle	Southern California (1976-79)	1999
Chris Burford	End	Stanford (1959-59)	1995
Randy Duncan	Quarterback	Iowa (1956-58)	1998
Mike Garrett	Halfback	Southern California (1963-65)	1985
E.J. Holub	Center	Texas Tech (1958-60)	1986
Willie Lanier	Linebacker	Morgan State (1964-66)	2000
Jim Lynch	Linebacker	Notre Dame (1964-66)	1992

Note: Players are officially enshrined in the Hall the year following their selection.

ALL-TIME ROSTER

Player	Pos.	Jersey(s) Worn	College	Year(s) Played	Year(s) Started
A					
Abell, Bud	LB	52	Missouri	1966-68	
Acker, Bill	NT/DE	64, 74	Texas	1982, 87	
Adamle, Mike	RB	1	Northwestern	1871-72	
Adams, Tony	RB	11	Utah State	1975-78	
Adams, Vashone	S	26	Eastern Michigan	1998	
Adickes, Mark	G	61	Baylor	1986-89	1986-89
Adkins, Kevin	C	65	Oklahoma	1987	
Agajanian, Ben	K	3	New Mexico	1961	
Agee, Tommie	RB	32	Auburn	1989	
Aguilar, Louie	P	5	Utah State	1994-98	1994-98*
Aie, Arnold	LB	56	UCLA	1994	
Alexander, Derrick	WR	82	Michigan	1998-00	1998-00
Alford, Darnell	T	72	Boston College	2000	
Allen, Marcus	RB	32	Southern California	1993-97	1993-96
Allen, Nate	CB	48	Texas Southern	1971-74	1973-74
Alt, John	T	76	Iowa	1984-96	1987-96
Anders, Kimble	RB	38	Houston	1991-00	1993-98, 00
Anderson, Curtis	DE	90	Central State (Ohio)	1979	
Anderson, Darren	CB	44	Toledo	1994-97	
Anderson, Erick	LB	50	Michigan	1992-93	
Andrews, Billy	LB	53	Southwest Louisiana	1976-77	1976-77
Andrusyshyn, Zenon	P	7	UCLA	1978	1978*
Ane, Charlie	C	56	Michigan State	1975-80	
Arbanas, Fred	TE	84	Michigan State	1962-70	1962-70
Arnold, Jim	P	6	Vanderbilt	1983-85	1983-85*
Arnold, Walt	TE	87	New Mexico	1984-87	1985-86
Ashley, Walker Lee	LB	54	Penn State	1989	1989
Atkins, Larry	S	35	UCLA	1999-00	
Auer, Scott	G/T	68	Michigan State	1984-85	1985
Austin, Hise	CB	21	Prairie View	1975	
Avery, Ken	LB	53	Southern Mississippi	1975	
B					
Baab, Mike	C	60	Texas	1992	
Bailey, Mark	RB	39	Cal State Long Beach	1977-78	1977-78
Bailey, Victor	WR	85, 88	Missouri	1995-96	
Baker, Jon	K	12	Arizona State	1999	
Baldinger, Gary	DE	91	Wake Forest	1986-88	
Baldinger, Rich	T	77	Wake Forest	1983-92	1987-88, 90-92
Barbaro, Gary	S	26	Nicholls State	1976-82	1976-82
Barker, Bryan	P	4	Santa Clara	1990-93	1990-93*
Barndt, Tom	DT/G	71	Pittsburgh	1996-99	1998-99
Barnes, Charley	E	82	Northeast Louisiana	1961	
Barnes, Lew	WR/KR	80	Oregon	1989	
Barnes, Pat	QB	17	California	1997	
Barnett, Tim	WR	82	Jackson State	1991-93	1991
Bartee, William	CB	24	Oklahoma	2000	
Barton, Jim	C	50	Marshall	1960	1960
Bartrum, Mike	TE	87	Marshall	1993	
Baugh, Tom	C	58	Southern Illinois	1986-88	1987-88
Bayless, Martin	S	21, 30	Bowling Green	1992-93, 95-96	1992-93
Beathard, Pete	QB	10	Southern California	1964-67, 73	
Beckman, Ed	TE	85	Florida State	1977-84	1983
Beisler, Randy	G	64	Indiana	1975	
Bell, Billy	CB	40	Lamar	1991	
Bell, Bobby	LB	78	Minnesota	1963-74	1963-74
Bell, Mike	DE	99	Colorado State	1979-85, 87-91	1981-85, 87-89
Belser, Ceasar	DB	24	Arkansas AM&N	1968-71	
Belton, Horace	RB	35	Southeast Louisiana	1978-81	
Bennett, Dornell	RB	30	Miami (Fla.)	1994-00	1998
Bentley, Scott	K	9	Florida State	1999	
Bergey, Bruce	TE	84	UCLA	1971	
Bernet, Ed	E	85	Southern Methodist	1960	
Bernhardt, Roger	G	68	Kansas	1975	
Best, Keith	LB	55	Kansas State	1972	
Biodrowski, Dennis	G	61	Memphis State	1963-67	
Birden, J.J.	WR	88	Oregon	1990-94	1992-94
Bishop, Sonny	G	66	Fresno State	1962	
Black, James	DE	67	South Carolina State	1987	
Blackledge, Todd	QB	14	Penn State	1983-87	1984-86
Blackshear, Jeff	G	60	NE Louisiana	2000	2000
Blakely, Robert	WR	83	North Dakota State	1982	
Blanton, Jerry	LB	57	Kentucky	1979-85	1981-84
Bledsoe, Curtis	RB	30	San Diego State	1981-82	

Player	Pos.	Jersey(s) Worn	College	Year(s) Played	Year(s) Started
Blundin, Matt	QB	14	Virginia	1992-95	
Bolden, Juran	CB	43	Mississippi Delta, J.C.	1999	
Bono, Steve	QB	13	UCLA	1994-96	1995-96
Booker, Vaughn	DE	99	Cincinnati	1994-97	1995-97
Bookman, John	DB	22	Miami (Fla.)	1960	
Boydston, Max	E	81	Oklahoma	1960-61	1960-61
Branch, Mel	DE	87	Louisiana State	1960-65	1960-65
Brannon, Solomon	DB	38	Morris Brown	1965-66	
Briggs, Bob	DE	84	Heidelberg	1974	
Brockington, John	RB	43	Ohio State	1977	1977
Brooker, Tommy	E/K	81	Alabama	1962-66	1962-66*
Brooks, Bucky	CB	45	North Carolina	1997-98	
Brown, Aaron	DE	87	Minnesota	1966-72	1968-71
Brown, Eric	WR	86	Tulsa	1987	
Brown, Larry	T	79	Miami (Fla.)	1978-79	
Brown, Theotis	RB	27	UCLA	1983-84	1983-84
Browning, John	DE	93	West Virginia	1996-00	1997-98, 00
Brunson, Larry	WR	83	Colorado	1974-77	1976-77
Bryant, Bob	E	89	Texas	1960	1960
Bryant, Trent	CB	45	Arkansas	1982-83, 87	
Buchanan, Buck	DT	86	Grambling	1963-75	1963-75
Budde, Brad	G	66, 71	Southern California	1980-86	1981-86
Budde, Ed	G	71	Michigan State	1963-76	1964-74
Burford, Chris	E	88	Stanford	1960-67	1960-67
Burgmeier, Ted	S	48	Notre Dame	1978	
Burks, Ray	LB	59	UCLA	1977	
Burruss, Lloyd	S	34	Maryland	1981-91	1981-88
Bush, Lew	LB	51	Washington State	2000	2000
Butler, Gary	TE	82	Rice	1973	
Butler, Gerald	WR	86	Nicholls State	1977	

C

Cadwell, John	G	61	Oregon State	1961	
Cancik, Phil	LB	56	Northern Arizona	1981	
Cannon, Billy	TE	80	Louisiana State	1970	
Cannon, Mark	C	70	Texas-Arlington	1989	
Carlson, Dean	QB	9	Iowa State	1972-74	
Carolan, Reg	E	80	Idaho	1964-68	
Carruth, Paul Ott	RB	30	Alabama	1989	
Carson, Carlos	WR	88	Louisiana State	1980-89	1982-88
Carter, Dale	CB	34	Tennessee	1992-98	1992-98
Carter, M.L.	CB	42	Cal State-Fullerton	1979-81	1979
Carter, Perry	CB	22	Southern Mississippi	1995	
Case, Frank	DE	95	Penn State	1981	
Cash, Keith	TE	89	Texas	1992-96	1992, 94-95
Cherry, Deron	S	20	Rutgers	1981-91	1983-91
Chilton, Gene	G/C	62	Texas	1989	
Christopher, Herb	S	41	Morris Brown	1979-82	1979-80
Clark, Bruce	DE	95	Penn State	1989	
Clark, Wayne	QB	13	U.S. International	1975	
Clavelle, Shannon	DT	91	Colorado	1997	
Clements, Tom	QB	2	Notre Dame	1980	
Clemons, Duane	DE	99	California	2000	2000
Clemons, Michael	RB/KR	46	William & Mary	1987	
Cloud, Mike	RB	34	Boston College	1999-00	
Coan, Bert	RB	23	Kansas	1963-68	
Cocroft, Sherman	S	22	San Jose State	1985-87	
Coffman, Paul	TE	84	Kansas State	1986-87	
Cofield, Tim	LB	54	Elizabeth City State	1986-88	1986-88
Colbert, Darrell	WR	81	Texas Southern	1987-88	
Colbert, Lewis	P	5	Auburn	1986-87	1986*
Collier, Tim	CB	37	East Texas State	1976-79	1977-79
Collins, Mark	CB/S	25	Cal State-Fullerton	1994-96	1994-96
Collins, Ray	DT	71	Louisiana State	1960-61	1960-61
Collins, Todd	QB	15	Michigan	1998-00	
Colter, Jeff	DB	48	Kansas	1987	
Condon, Tom	G	65	Boston College	1974-84	1975-84
Cooper, Louis	LB	55	Western Carolina	1985-90	1986-87
Copeland, Danny	S/KR	25	Eastern Kentucky	1989-90	
Corey, Walt	LB	56	Miami (Fla.)	1960-66	1960-64
Cornelison, Jerry	T	74	Southern Methodist	1960-65	1960-61
Craig, Reggie	WR	80	Arkansas	1975-76	
Crawford, Keith	S	41	Howard Payne	1998	
Criswell, Jeff	T	69	Graceland (Iowa)	1995-98	1995, 97-98
Culp, Curley	DT	61	Arizona State	1968-74	1969-73

Player	Pos.	Jersey(s) Worn	College	Year(s) Played	Year(s) Started
D					
Daney, George	G	60	Texas-El Paso	1968-74	1974
Daniels, Calvin	LB	50	North Carolina	1982-85	1983-85
Daniels, Clemon	DB	36	Prairie View	1960	
Davidson, Cotton	QB/P	19	Baylor	1960-61	1960-61
Davis, Anthony	LB	50	Utah	1994-98	1996-98
Davis, Dick	DE	86	Kansas	1962	
Davis, Ricky	S	40	Alabama	1977	
Davis, Willie	WR	84	Central Arkansas	1991-95	1992-95
Dawson, Lake	WR	80	Notre Dame	1994-97	1995, 97
Dawson, Len	QB	16	Purdue	1962-75	1962-75
Dawson, Mike	NT	73	Arizona	1984	
DeBerg, Steve	QB	17	San Jose State	1988-91	1988-91
deBernardi, Fred	DE	69	Texas-El Paso	1974	
deBrujin, Case	P	5	Idaho State	1982	
Delaney, Joe	RB	37	Northwestern Louisiana	1981-82	1981-82
Del Rio, Jack	LB	50	Southern California	1987-88	1987-88
Dennis, Pat	CB	41	Louisiana-Monore	2000	2000
Diamond, Charlie	T	79	Miami (Fla.)	1960-63	1960-63
Dickerson, Ron	WR	23	Arkansas	1993-94	
Dickinson, Bo	FB	32	Southern Mississippi	1960-61	
DiGiacomo, Curt	G	65	Arizona	1988	
DiMidio, Tony	T	72	West Chester	1966-67	
Dimmick, Tom	C	55	Houston	1960	
Dirden, Johnny	KR	80	Sam Houston State	1979	
Dishman, Cris	CB	26	Purdue	1999	1999
Dixon, Al	TE	84	Iowa State	1979-82	1981-82
Dixon, Ernest	LB	56	South Carolina	1998	
Dixon, Ronnie	DT	90	Cincinnati	1998	
Dohring, Tom	T	71	Michigan	1992	
Dombroski, Paul	S	46	Linfield	1980-81	
Donaldson, Jeff	S	42	Colorado	1990	1990
Donnalley, Rick	C	51	North Carolina	1986-87	1986-87
Dorsey, Larry	WR	80	Tennessee State	1978	
Dotson, Alphonse	DT	79	Grambling	1965	
Doubiago, Dan	T	66	Utah	1987	
Dozier, Cornelius	S	26	Southern Methodist	1987	
Drayton, Troy	TE	87	Penn State	2000	
Dressel, Chris	TE	93	Stanford	1989	
Dressler, Doug	RB	41	Chico State	1975	
Drougas, Tom	T	76	Oregon	1974	
Dumas, Troy	LB	55	Nebraska	1995-97	
Duncan, Randy	QB	15	Iowa	1961	
Dunn, Jason	TE	89	Eastern Kentucky	2000	
Dyal, Mike	TE	87	Texas A&I	1992-93	

E					
Eatman, Irv	T	75	UCLA	1986-90	1986-89
Edwards, Donnie	LB	59	UCLA	1996-00	1997-00
Elkins, Mike	QB	10	Wake Forest	1989-90	
Elliott, Lin	K	2	Texas Tech	1994-95	1994-95*
Ellison, Willie	RB	24	Texas Southern	1973-74	1973
Elrod, Jimbo	LB	57	Oklahoma	1976-78	
Enis, Hunter	QB	14	Texas Christian	1960	
Epps, Jack	S	25	Kansas State	1987	
Espinoza, Alex	QB	12	Iowa State	1987	
Estell, Richard	WR	84	Kansas	1987	
Estes, Lawrence	DE	74	Alcom A&M	1975-76	
Evans, James	RB	41	Southern	1987	
Evans, Mike	DE	94	Michigan	1992	
Everett, Eric	CB	39	Texas Tech	1991	

F					
Fada, Rob	G	65	Pittsburgh	1985	
Farrier, Curt	DT	70	Montana State	1963-65	
Favors, Greg	LB	54	Mississippi State	1998	
Fazier, Cliff	DT	61	UCLA	1977	
Fazier, Randy	LB	95	Morehead State	1987	
Feehery, Gerry	C	64	Syracuse	1988	
Fields, Jaime	LB	59	Washington	1993-95	
Fields, Jitter	KR	46	Texas	1987	
Flores, Tom	QB	12	Pacific	1969	
Flynn, Don	DB	18	Houston	1960-61	1960-61
Fournet, Sid	G	62	Louisiana State	1960-61	1960-61
Fraser, Jim	LB	51	Wisconsin	1965	

Player	Pos.	Jersey(s) Worn	College	Year(s) Played	Year(s) Started
Frazier, Wayne	C	66	Auburn	1966-67	1966
Frazier, Willie	TE	83	Arkansas AM&N	1971-72	
Frey, Dick	DE	66	Texas A&M	1960	
Fuller, Steve	QB	4	Clemson	1979-82	1979-80

G

Gagliano, Bob	QB	11	Utah State	1981-83	
Gagner, Larry	G	79	Florida	1972	
Gaines, Clark	RB	21	Wake Forest	1981-82	
Gamble, Kenny	RB/KR	48	Colgate	1988-90	
Gammon, Kendall	TE	83	Pittsburg State	2000	
Gannon, Rich	QB	12	Delaware	1995-98	1998
Gant, Earl	RB	23	Missouri	1979-80	
Garcia, Bubba	WR	80	Texas-El Paso	1980	
Gardner, Ellis	T	75	Georgia Tech	1983	
Garrett, Mike	RB	21	Southern California	1966-70	1966-70
Gauntly, Steve	WR	83	Northern Colorado	1979	
Gay, Matt	S	49	Kansas	1994	
Gehrke, Jack	WR	17	Utah	1968	
George, Ron	LB	55	Stanford	1998-99	
Getty, Charlie	T	77	Penn State	1974-82	1974-76, 78-82
Getz, Lee	G	71	Rutgers	1987	
Gilliam, Jon	C	65	East Texas State	1961-67	1962-67
Golub, Chris	S	47	Kansas	1977	
Gonzalez, Tony	TE	88	California	1997-00	1998-00
Goodburn, Kelly	P	2	Emporia State	1987-90	1987-88, 90*
Gossett, Jeff	P	7	Eastern Illinois	1981-82	1982*
Graham, Derrick	T	74	Appalachian State	1990-94	1994
Graham, Tom	LB	56	Oregon	1974	
Granderson, Rufus	T	75	Prairie View	1960	
Gray, Carlton	CB	23	UCLA	1999-00	
Gray, Tim	S	46	Texas A&M	1976-78	1976-78
Grayson, Dave	DB	45	Oregon	1961-64	1962-64
Grbac, Elvis	QB	11, 18	Michigan	1997-00	1997-00
Green, Boyce	RB	40	Carson Newman	1986	
Green, Gary	CB	24	Baylor	1977-83	1977-83
Green, Woody	RB	27	Arizona State	1974-76	1974-76
Greene, Ted	LB	54	Tampa	1960-62	
Greene, Tom	QB	14	Holy Cross	1961	
Greene, Tracy	TE	87	Grambling	1994	
Griffin, Leonard	DE	98	Grambling	1986-93	1988-89, 92
Griffin, Stephen	RB	39	Tennessee State	1987	
Grow, Monty	S	22	Florida	1994	
Grunhard, Tim	C	61	Notre Dame	1990-00	1990-00
Grupp, Bob	P	1	Duke	1979-81	1979-81*
Gunter, Michael	RB	38	Tulsa	1984	

H

Hackett, Dino	LB	56	Appalachian State	1986-92	1986-91
Hadley, David	CB	23	Alcorn	1970-72	
Hadnot, James	RB	48	Texas Tech	1980-83	1980-81
Hagy, John	S	22	Texas	1991	
Hall, Dante	RB	20	Texas A&M	2000	
Hamilton, Andy	WR	80	Louisiana State	1973-74	
Hamilton, Rick	LB	53	Central Florida	1994-95	
Hamm, Bob	DE	90	Nevada-Reno	1985	
Hamrick, James	K	4	Rice	1987	
Hancock, Anthony	WR/KR	82	Tennessee	1982-86	1983
Hardison, Dee	NT	93	North Carolina	1988	
Hargain, Tony	WR	81	Oregon	1992	
Harrell, James	LB	57	Florida	1987	
Harris, Bob	LB	92	Auburn	1987	
Harris, Eric	CB	44	Memphis State	1980-82	1980-82
Harris, Jimmy	DB	44	Oklahoma	1960-61	1960-61
Harris, Michael	C/G	73	Grambling	1989	
Harrison, Glynn	RB	22	Georgia	1976	
Harry, Emile	WR	86	Stanford	1986-92	
Harvey, James	G	64	Jackson State	1987-88	
Harvey, Marvin	TE	83	Southern Mississippi	1981	
Harvey, Stacy	LB	59	Arizona State	1989	
Haslip, Wilbert	RB	34	Hawaii	1979	
Hasty, James	CB	40	Washington State	1995-00	1995-00
Hawkins, Andy	LB	59	Texas A&I	1988	
Hayes, Jonathan	TE	85	Iowa	1985-93	1987-93
Hayes, Wendell	RB	38	Humboldt State	1968-74	1970-74
Haynes, Abner	RB	28	North Texas State	1960-65	1960-63

Player	Pos.	Jersey(s) Worn	College	Year(s) Played	Year(s) Started
Haynes, Louis	LB	56	North Texas State	1982-83	
Headrick, Sherrill	LB	69	Texas Christian	1960-67	1960-67
Heard, Herman	RB	44	Southern Colorado	1984-89	1984-87, 89
Helton, Darius	G	62	North Carolina Central	1977	
Herkenhoff, Matt	T	60	Minnesota	1976-85	1976-78, 80-85
Hicks, Eric	DE	98	Maryland	1998-00	1999-00
Hicks, Kerry	DE/DT	94	Brigham Young	1996-97	
Hicks, Sylvester	DE	75	Tennessee State	1978-81	1978-79
Hill, Dave	T	73	Auburn	1963-74	1963-73
Hill, Greg	CB	23	Oklahoma State	1984-88	
Hill, Greg	RB	27, 29	Texas A&M	1994-97	1997
Hill, Jim	DB	12	Sam Houston	1966	
Hill, Kenny	S	41	Yale	1989	
Hill, Mack Lee	RB	36	Southern (La.)	1964-65	1964-65
Hines, Jimmy	E	81	Texas Southern	1970	
Hodges, Eric	WR	89	Florida	1987	
Holland, Darius	DT	99	Colorado	1998	
Holle, Eric	DE	93	Texas	1984-87	
Hollis, David	DB/KR	25	UNLV	1988	
Holloway, Tony	LB	97	Nebraska	1987	
Holmes, Bruce	LB	57	Minnesota	1987	
Holmes, Pat	DE	74	Texas Tech	1973	
Holmes, Robert	RB	45	Southern (La.)	1968-71	1968-69
Holohan, Pete	TE	89	Notre Dame	1991	
Holston, Mike	WR	84	Morgan State	1985	
Holub, E.J.	C/LB	55	Texas Tech	1961-70	1961-70
Homan, Dennis	WR	21	Alabama	1971-72	1972
Hoppock, Doug	T	79	Kansas State	1987	
Horn, Joe	WR	84	Itawamba J.C.	1996-99	
Horton, Ethan	RB	32	North Carolina	1985	
Houston, Bobby	LB	57	North Carolina State	1997	
Howard, Thomas	LB	52	Texas Tech	1977-83	1978-83
Howard, Todd	LB	53	Texas A&M	1987-88	
Huarte, John	QB	7	Notre Dame	1969-71	
Hudock, Mike	C	54	Miami (Fla.)	1967	
Hudson, Bob	LB	61	Clemson	1960	
Hudson, Doug	QB	11	Nicholls State	1987	
Hughes, Danan	WR	83	Iowa	1993-98	
Hull, Bill	DE	85	Wake Forest	1962	
Humphrey, Tom	C	52	Abilene Christian	1974	
Hunt, Bobby	DB	20	Auburn	1962-67	1962-67
Hurston, Chuck	DE	85	Auburn	1965-70	1966-67
Hyde, Glenn	C	52	Pittsburgh	1987	

I

Ingram, Byron	G	60	Eastern Kentucky	1987-88	
---------------	---	----	------------------	---------	--

J

Jackson, Billy	RB	43	Alabama	1981-84	1982-84
Jackson, Charles	LB	51	Washington	1978-84	1981-82
Jackson, Charlie	DB	40	Southern Methodist	1960	
Jackson, Frank	WR	26	Southern Methodist	1961-65	1962-65
Jackson, Gerald	S	38	Mississippi State	1979	
Jacoby, Mitch	TE	85	Northern Illinois	1999	
Jakes, Van	DB	22	Kent State	1983-84	
Jamison, George	LB	57	Cincinnati	1994-96	1994-95
Jankowski, Bruce	WR	41	Ohio	1971-72	
Jaworski, Ron	QB	7	Youngstown State	1989	
Jaynes, Dave	QB	12	Kansas	1974	
Jenkins, Keyvan	RB/KR	41	UNLV	1988	
Jenkins, Trezelle	T	74	Michigan	1995-97	
Jeralds, Luther	DE	89	North Carolina College	1961	
Johnson, Clyde	CB	23	Kansas State	1997	
Johnson, Curley	HB	33	Houston	1961-62	
Johnson, Dick	E	85	Minnesota	1963	
Johnson, Jack	DB	32	Miami (Fla.)	1961	
Johnson, Jimmie	TE	45	Howard	1994	
Johnson, Ken	DE	97	Knoxville	1987	
Johnson, Lonnie	TE	83	Florida State	1999	
Johnson, Melvin	S	35	Kentucky	1998	
Johnson, Reggie	TE	85	Florida State	1996	
Johnson, Sidney	CB	45	California	1988	
Jolly, Ken	LB	52	Mid-America Nazarene	1984-85	1985
Jones, Bill	RB	43	Southwest Texas State	1990-92	1990-92
Jones, Doug	DB	32	San Fernando Valley	1973-74	
Jones, E.J.	RB	48	Kansas	1985	

Player	Pos.	Jersey(s) Worn	College	Year(s) Played	Year(s) Started
Jones, Fred	LB	80	Florida State	1987	
Jones, Fred	WR	96	Grambling	1990-93	
Jones, Hassan	WR	81	Florida State	1993	
Jones, Reggie	WR	9	Louisiana State	1997	
Jones, Rod	TE	81	Washington	1987-88	
Jones, Victor	RB	46	Louisiana State	1994	
Jones, Willie	T	73	Grambling	2000	
Jozwiak, Brian	G	73	West Virginia	1986-88	
Junkin, Mike	LB	93	Duke	1989	

K

Kaiser, Jason	CB	24	Culver-Stockton	1998	
Kauahi, Kani	C	65	Hawaii	1992	
Kearney, Jim	DB	46	Prairie View	1967-75	1968-75
Kearney, Tim	LB	50	Northern Michigan	1975	
Keating, Tom	DT	74	Michigan	1974-75	1974
Keel, Mark	TE	80	Arizona	1987	
Keelar, Bill	WR	82	Stanford	1978	
Kelley, Ed	DB	44	Texas	1961	
Kelly, Bobby	T	70	New Mexico State	1967	
Kenney, Bill	QB	9	Northern Colorado	1979-88	1981-87
Keyes, Leroy	RB	23	Purdue	1973	
King, Bruce	RB	46	Purdue	1985-86	1985
Kinney, Jeff	RB	31	Nebraska	1972-76	1975
Kirchbaum, Kelly	LB	62	Kentucky	1980	
Kirchner, Mark	T/G	64	Baylor	1983	
Klug, Dave	LB	55	Concordia (Minn.)	1981-83	
Knapp, Lindsay	G/T	65	Notre Dame	1993-94	
Koch, Pete	DE	74	Maryland	1985-87	1986-87
Koss, Stein	TE	80	Arizona State	1987	
Kragen, Greg	DT	71	Utah State	1994	
Kratzer, Dan	WR	27	Missouri Valley College	1973	
Kremer, Ken	NT	91	Ball State	1979-84	1981-82
Krieg, Dave	QB	17	Milton	1992-93	1992
Krisher, Bill	G	64	Oklahoma	1960-61	1960-61
Kubik, Brad	G	67	S.W. Missouri State	1998-99	

L

LaChapelle, Sean	WR	18	UCLA	1996	1996
Lacy, Ken	RB	40	Tulsa	1984-85, 87	
Ladd, Ernie	DT	99	Grambling	1967-68	
LaGrand, Morris	RB	45	Tampa	1975	
Lane, Garcia	CB/KR	48	Ohio State	1985, 87	
Lane, MacArthur	RB	42	Utah State	1975-78	1975-76
Larie, Skip	CB/S	26	Mississippi	1984	
Lanier, Willie	LB	63	Morgan State	1967-77	1968-77
Larpenier, Carl	G	67	Texas	1962	
Lathrop, Kit	DE	70	Arizona State	1986	
Lee, Jacky	QB	15	Cincinnati	1967-69	
Lee, Willie	DT	78	Bethune-Cookman	1976-77	1977
Lewis, Albert	CB	29	Grambling	1983-93	1984-93
Lewis, Garry	CB	21	Alcorn State	1993	
Lewis, Tahaun	CB	21	Nebraska	1992	
Liggett, Bob	DT	62	Nebraska	1970	
Lindstrom, Chris	DE	60	Boston University	1987	
Lindstrom, Dave	DE	71	Boston University	1978-85	1980, 82
Linger, Adam	C	51, 62	Illinois	1983-86, 88	
Little, Dave	TE	84	Middle Tennessee	1984	
Livingston, Mike	QB	10	Southern Methodist	1968-79	1969, 73-78
Lloyd, Jeff	NT	74	West Texas State	1978	
Lockett, Kevin	WR	81	Kansas State	1997-00	
Lohmeyer, John	DE	87	Emporia State	1973, 75-77	
Longmire, Sam	DB	15	Purdue	1976-78	
Lothamer, Ed	DT	82	Michigan State	1964-69, 71-72	1965-68
Loveall, Calvin	CB	38	Idaho	1988	
Lowe, Paul	RB	20	Oregon State	1968-69	
Lowery, Nick	K	8	Dartmouth	1980-93	1980-93
Lutz, David	G/T	72	Georgia Tech	1983-92	1983-87, 89-92
Lynch, Jim	LB	51	Notre Dame	1967-77	1968-77

M

Maas, Bill	NT/DE	63	Pittsburgh	1984-92	1984-91
Mack, Cedric	CB	40	Baylor	1992	
Maczuzak, John	DT	72	Pittsburgh	1964	
Maddox, Bob	DE	75	Frostburg State	1975-76	
Malone, Darrell	CB	42	Jacksonville State (Ala.)	1992	

Player	Pos.	Jersey(s) Worn	College	Year(s) Played	Year(s) Started
Mandley, Pete	WR	89	Northern Arizona	1989-90	1989
Mangiero, Dino	NT	74	Rutgers	1980-83	1983
Manuel, Sean	TE	95	New Mexico State	1998	
Manumaleuga, Frank	LB	54	San Jose State	1979-81	1979-80
Manusky, Greg	LB	51	Colgate	1994-99	
Marsalis, Jim	CB	40	Tennessee State	1969-75	1969-72
Marshall, Henry	WR	89	Missouri	1976-87	1976-86
Marshall, Larry	DB/KR	22	Maryland	1972-73, 78	
Martin, Chris	LB	57	Auburn	1988-92	1989-92
Martin, Dave	LB	58	Notre Dame	1968	
Martin, Don	CB	47	Yale	1975	
Martin, Eric	WR	85	Louisiana State	1994	
Martin, Steve	DT	90	Missouri	2000	
Marts, Lonnie	LB	51	Tulane	1991-93	1993
Maslowski, Mike	LB	57	Wisconsin-La Crosse	1999-00	2000
Masters, Billy	TE	84	Louisiana State	1975-76	1975-76
Mathews, Steve	QB	15	Memphis State	1994-96	
Matusak, John	DE	79	Tampa	1974-75	1975
Mays, Jerry	DT/DT	75	Southern Methodist	1961-70	1962-70
McAlister, Ken	LB	94	San Francisco	1984-87	1984
McCabe, Jerry	LB	92	Holy Cross	1988	
McCann, Jim	P	5	Arizona State	1975	
McCarthy, Mickey	TE	81	Texas Christian	1969	
McCleary, Norris	DT	71	East Carolina	2000	
McClinton, Curtis	RB	32	Kansas	1962-69	1962-67
McDaniels, Pellom	DE	77	Oregon State	1993-98	
McElroy, Reggie	T	70	West Texas State	1993	
McGlockton, Chester	DT	75	Clemson	1998-00	1998-00
McGovern, Rob	LB	50	Holy Cross	1989-90	
McKinney, Odis	S	21	Colorado	1985	
McKnight, Ted	RB	22	Minnesota-Duluth	1977-81	1978-80
McLean, Ron	NT	62	Cal State-Fullerton	1988	
McManus, Danny	QB	14	Florida State	1988	
McMillan, Erik	S	24	Missouri	1993	
McMillian, Mark	CB	29	Alabama	1997-98	1998
McNair, Todd	RB	48	Temple	1989-93, 96	
McNeil, Pat	RB	45	Baylor	1976-77	
McRae, Jerrold	WR	83	Tennessee State	1978	
McVea, Warren	RB	6	Houston	1969-73	
Meisner, Greg	DE	69	Pittsburgh	1989-90	
Mercer, Mike	K	15	Northern Arizona	1966	1966+
Merz, Curt	G/DE	64	Iowa	1962-68	1962-67
Meyers, Jerry	DE	79	Northern Illinois	1980	
Mickell, Darren	DE	92	Florida	1992-95	1994-95
Miller, Bill	E	82	Miami (Fla.)	1962	
Miller, Cleophus	RB	30	Arkansas AM&N	1974-75	
Miller, Paul	DE	86	Louisiana State	1960-61	1960-61
Milo, Ray	S	27	New Mexico State	1978	
Mincy, Charles	S	42	Washington	1991-94	1992
Mitchell, Willie	DB	22	Tennessee State	1964-71	1965-68
Montagne, Dave	WR	87	Oregon State	1987	
Montana, Joe	QB	19	Notre Dame	1993-94	1993-94
Moon, Warren	QB	1	Washington	1999-00	
Moorman, Mo	G	76	Texas A&M	1968-73	1968-72
Moreau, Frank	RB	46	Louisville	2000	2000
Morgado, Arnold	RB	21	Hawaii	1977-80	1978
Moriarty, Larry	RB	32	Notre Dame	1986-88	
Morris, Bam	RB	39	Texas Tech	1998-99	1999
Morris, Donnie Joe	RB	22	North Texas State	1974	
Morris, Michael	C	68	N.E. Missouri State	1989	
Morris, Sylvester	WR	84	Jackson State	2000	2000
Moten, Gary	LB	53	Southern Methodist	1987	
Mumphrey, Lloyd	DE	91	Mississippi Valley State	1987	
Murphy, James	WR	80	Utah State	1981	
Murray, Eddie	K	2	Tulane	1992	

N

Napier, Walter (Buffalo)	DT	76	Paul Quinn	1960-61	1960
Nash, Kenny	WR	85	San Jose State	1987	
Nelson, Mark	T	70	Bowling Green	1987	
Nelson, Teddy	CB	49	UNLV	1987	
Newton, Tim	DT	96	Florida	1993-94	
Nicholson, Jim	T	70	Michigan State	1974-79	1974-77, 79
Nix, Doyle	DB	25	Southern Methodist	1961	
Nott, Mike	QB	7	Santa Clara	1976	
Nottage, Dexter	DT	94	Florida A&M	1997	
Nunnery, R.B.	DT	68	Louisiana State	1960	

Player	Pos.	Jersey(s) Worn	College	Year(s) Played	Year(s) Started
O					
Oates, Brad	T	72	Brigham Young	1980-81	
Odom, Ricky	S	38	Southern California	1978	
Okoye, Christian	RB	35	Azusa Pacific	1987-92	1987-91
Olderman, Bob	G	64	Virginia	1985	1985
Olenchak, John	C/LB	63	Stanford	1981-82	
Oliver, Muhammed	CB	26	Oregon	1993	
Olsen, Orrin	C/G	52	Brigham Young	1976	
O'Neal, Andre	LB	52	Marshall	2000	
O'Neal, Leslie	DE	91	Oklahoma State	1998-99	1998-99
Onard, Mike	C	50	Notre Dame	1970-73	
Osiecki, Sandy	QB	11	Arizona State	1984	
Osley, Willie	DB	47	Illinois	1974	
Otis, Jim	RB	35	Ohio State	1971-72	

P					
Paige, Stephone	WR	83	Fresno State	1983-91	1985-90
Paine, Jeff	LB	95	Texas A&M	1984-85	
Palewicz, Al	LB	57	Miami (Fla.)	1973-75	
Palmer, Gery	G	73	Kansas	1975	
Palmer, Paul	RB	26	Temple	1987-88	1988
Parker, Anthony	CB	41	Arizona State	1991	
Parker, Glenn	G/T	62	Arizona	1997-99	1997-99
Parker, Kerry	CB	44	Grambling	1984	
Parker, Larry	WR	80	Southern California	1989-90	
Parker, Robert	RB	43	Brigham Young	1987	
Parks, Nate	T	72	Stanford	1997	
Parrish, Don	NT	61	Pittsburgh	1978-82	1978-81
Parten, Ty	DT	91, 97	Arizona	1997-00	
Patton, Marcus	LB	53	UCLA	1999-00	1999-00
Paul, Whitney	DE/LB	53	Colorado	1976-81, 86	1976-80
Payton, Eddie	KR	34	Jackson State	1978	
Pearson, Aaron	LB	96	Mississippi State	1986-88	1987-88
Pearson, Barry	WR	85	Northwestern	1974-76	1975
Pearson, Jayice	CB	24	Washington	1986-92	1991
Peay, Francis	T	75	Missouri	1973-74	1973
Pelluer, Steve	QB	11	Washington	1989-91	
Penn, Chris	WR	81	Tulsa	1994-96	1996
Pennington, Durwood	K	1	Georgia	1962	
Perez, Joe	WR	12	Murray State	2000	
Perkins, Horace	CB	20	Colorado	1979	
Perriman, Brett	WR	85	Miami (Fla.)	1997	
Perry, Michael Dean	DT	95	Clemson	1997	
Peterson, Bill	LB	55	San Jose State	1975	1975
Peterson, Cal	LB	50	UCLA	1979-81	
Peterson, Todd	K	2	Georgia	2000	2000*
Petry, Stan	CB	45	Texas Christian	1989-91	
Phillips, Joe	DT	75	Southern Methodist	1992-97	1992-97
Pickens, Bruce	CB	39	Nebraska	1993	
Pietrzak, Jim	C	82	Eastern Michigan	1987	
Pippens, Woodie	RB	41	Thiel College	1987	
Pitts, Frank	WR	25	Southern (La.)	1965-71	1968-70
Ply, Bobby	DB	14	Baylor	1962-67	
Podolak, Ed	RB	14	Iowa	1969-77	1970-74, 76-77
Pope, Daniel	P	13	Alabama	1999	1999*
Popson, Ted	TE	48	Portland State	1997-98	1997
Porter, Kevin	S	27	Auburn	1988-92	1988-91
Porter, Lewis	E	26	Southern (La.)	1970	
Potter, Steve	LB	58	Virginia	1983	
Powers, Clyde	S	29	Oklahoma	1978	
Prater, Dean	DE	79	Oklahoma State	1982-83	
Pricer, Bill	FB	33	Oklahoma	1961	
Proby, Bryan	DT	67	Arizona State	1995	
Prudhomme, Remi	G	65	Louisiana State	1988-89	
Pruitt, Mike	RB	43	Purdue	1985-86	1985-86
Pupunu, Alfred	TE	85	Weber State	1997	

R					
Radecic, Scott	LB	97	Penn State	1984-86	1985-86
Randle, Ervin	LB	55	Baylor	1991-92	1992
Ransom, Derrick	DT	95	Cincinnati	1998-00	
Rasley, Rocky	G	66	Oregon State	1975	1975
Reamon, Tommy	RB	21	Missouri	1976	1976
Reardon, Kerry	CB	15	Iowa	1971-76	1975-76
Reed, Tony	RB	32	Colorado	1977-80	1977-80

Player	Pos.	Jersey(s) Worn	College	Year(s) Played	Year(s) Started
Reese, Jerry	S	31	Oklahoma	1979-80	1979
Reynolds, Al	G	60	Tarkio	1960-67	1962-64
Rice, Andrew	DT	58	Texas Southern	1966	1966-67
Richardson, Gloster	WR	30	Jackson State	1967-70	1967-69
Richardson, Tony	RB	49	Auburn	1995-00	1999-00
Ricketts, Tom	G	64	Pittsburgh	1993	
Ricks, Lawrence	RB	42	Michigan	1983-84	
Ricky, Mikhael	WR	85	Stephen F. Austin	2000	
Riley, Victor	T	66	Auburn	1998-00	1998-00
Rison, Andre	WR	89	Michigan State	1997-99	1997-99
Roberts, Alfredo	TE	87	Miami (Fla.)	1988-90	1988, 90
Robinson, Johnny	S/HB	42	Louisiana State	1960-71	1960-71
Robinson, Mark	S	30	Penn State	1984-87	
Roche, Brian	TE	85	San Jose State	1998	
Rochester, Paul	DT	72	Michigan State	1960-63	1961-63
Rogers, Steve	T	77	Brigham Young	1987	
Rogers, Tracy	LB	52	Fresno State	1990-96	1993
Rome, Stan	WR	87	Clemson	1979-82	
Romeo, Tony	E	80	Florida State	1961	
Roquemore, Durwood	CB	38	Texas A&I	1982-83	
Rosdahl, Hatch	DE	76	Penn State	1964-65	
Rose, Donovan	CB	27	Hampton Institute	1980	
Ross, Kevin	CB	31	Temple	1984-93, 97	1984-93
Ross, Louis	DE	75	South Carolina State	1975	
Rourke, Jim	G	70	Boston College	1980-84, 86	1980, 84
Rozumek, Dave	LB	55	New Hampshire	1976-79	1978
Rucker, Keith	DT	96	Ohio Wesleyan	1997	
Rudnay, Jack	C	58	Northwestern	1970-82	1970-82
Rush, Bob	C	53	Memphis State	1983-85	1983-85

S

Sadowski, Troy	TE	87	Georgia	1991	
Saleaumua, Dan	DT	97	Arizona State	1989-96	1989-96
Sally, Jerome	NT	70	Missouri	1988	
Samuels, Tony	TE	86	Bethune-Cookman	1977-80	1979
Sanders, Clarence	LB	50	Cincinnati	1978	
Saxon, James	RB	21, 45	San Jose State	1988-91	
Sauerbrun, Todd	P	5	West Virginia	2000	2000*
Saxton, James	HB	10	Texas	1962	
Scott, Todd	S	47	Southwestern Louisiana	1997	
Scott, Willie	TE	81	South Carolina	1981-85	1983-84
Seals, George	DT	67	Missouri	1972-73	
Sellers, Goldie	DB	20	Grambling	1968-69	
Sensibaugh, Mike	S	20	Ohio State	1971-75	1972-75
Seurer, Frank	QB	10	Kansas	1986-87	
Shaw, Dennis	QB	12	San Diego State	1978	
Shehee, Rashaan	RB	22	Washington	1998-99	
Shields, Billy	T	70	Georgia Tech	1985	
Shields, Will	G	68	Nebraska	1993-00	1993-00
Shorthose, George	WR	80	Missouri	1985	
Siglar, Ricky	T	66, 72	San Jose State	1993-96, 98	1993-96
Simien, Tracy	LB	54	Texas Christian	1991-97	1991-96
Simmons, Bob	G	73	Texas	1977-83	1977-80, 83
Simmons, Wayne	LB	56	Clemson	1997-98	1997-98
Simons, Keith	DT	72	Minnesota	1976-77	1976-77
Sims, Tom	NT	95	Pittsburgh	1991-92, 96	
Slaughter, Webster	WR	85, 88	San Diego State	1995	1995
Smith, Blane	S	27	Southern Methodist	1987	
Smith, Chris	RB	47	Notre Dame	1986-87	
Smith, Dave	WR	70	Indiana (Pa.)	1973	
Smith, Fletcher	DB	17	Tennessee A&I	1966-67	
Smith, Franky	T	72	Alabama A&M	1980	
Smith, Jeff	RB/KR	42	Nebraska	1985-86	
Smith, Jeff	C/G	65	Tennessee	1996-99	
Smith, J.J.	RB	22	Kansas State	1995-96	
Smith, J.T.	WR	86	North Texas State	1978-84	1979-81
Smith, Lucious	CB	23	Cal State-Fullerton	1983	
Smith, Michael	WR	83	Kansas State	1992	
Smith, Neil	DE	90	Nebraska	1988-96	1988-96
Smith, Noland	KR	1, 46	Tennessee State	1967-69	
Smith, Sid	T	70	Southern California	1970-72	
Snipes, Angelo	LB	52	West Georgia	1987-89	
Snow, Percy	LB	59	Michigan State	1990-92	1990
Spani, Gary	LB	59	Kansas State	1978-86	1978-85
Spann, Gary	LB	94	Texas Christian	1987	
Spears, Marcus	T	70	Northwestern (La.) State	1997-00	

Player	Pos.	Jersey(s) Worn	College	Year(s) Played	Year(s) Started
Spikes, Jack	FB/K	30	Texas Christian	1960-64	1960-61, 64
Stams, Frank	LB	55	Notre Dame	1995	
Stargell, Tony	CB	45	Tennessee State	1996	
Staysniak, Joe	G	72	Ohio State	1992	
Stedman, Troy	LB	94	Washburn	1988	
Stein, Bob	LB	66	Minnesota	1969-72	
Steinfeld, Al	C	69	C.W. Post	1982	
Stenerud, Jan	K	3	Montana State	1967-79	1967-79*
Stensrud, Mike	NT/DE	67	Iowa State	1988	
Stephens, Hal	DE	83	Eastern Carolina	1985	
Stephens, John	RB	21	Northwestern (La.) State	1993	
Stephens, Santo	LB	53	Temple	1993	
Stevens, Matt	QB	1	UCLA	1987	
Still, Art	DE	67	Kentucky	1978-87	1978-87
Stills, Gary	LB	56	West Virginia	1999-00	
Stockemer, Ralph	RB	21	Baylor	1987	
Stone, Jack	T	70	Oregon	1960	
Story, Bill	G	62	Southern Illinois	1975	
Stover, Smokey	LB	35	Northeast Louisiana	1960-66	1960-61
Stowers, Tommie	RB	48	Missouri	1994	
Stoyanovich, Pete	K	10	Indiana	1996-00	1996-99*
Strada, John	TE	87	William Jewell	1974	
Stradford, Troy	RB	25	Boston College	1991	
Stroud, Morris	TE	83	Clark	1969-74	1970-74
Studdard, Les	C	64	Texas	1982	
Sullivan, Kent	P	10	California Lutheran	1992	
Swanson, Pete	G/T	73	Stanford	1998	
Swink, Jim	HB	23	Texas Christian	1960	
Swoopes, Patrick	NT	67	Mississippi State	1991	
Szott, Dave	G	79	Penn State	1990-00	1990-97, 99

T

Tait, John	T	76	BYU	1999-00	2000
Talton, Ken	RB	45	Cornell	1980	
Tamm, Ralph	G	64	West Chester	1997-99	
Tate, Willy	TE	80	Oregon	1998	
Taylor, Jay	CB	27	San Jose State	1993-95	
Taylor, Kitrick	WR/KR	82	Washington State	1988	
Taylor, Otis	WR	89	Prairie View	1965-75	1966-74
Taylor, Roger	T	76	Oklahoma State	1981	
Taylor, Steve	S	48	Kansas	1976	
Terrell, Marvin	G	63	Mississippi	1960-63	1962-63
Terry, Doug	S	24, 25, 32	Kansas	1992-95	1993
Thomas, Bill	RB	43	Boston College	1974	
Thomas, Carlton	CB	38	Elizabeth City State	1987	
Thomas, Charlie	KR	49	Tennessee State	1975	
Thomas, Derrick	LB	58	Alabama	1989-99	1989-99
Thomas, Emmitt	CB	18	Bishop College	1966-78	1967-78
Thomas, Gene	FB	45	Florida A&M	1966-67	
Thomas, Jewerl	RB	31	San Jose State	1983	
Thomas, Ken	RB	35	San Jose State	1983	
Thomas, Rcbb	WR	81	Oregon State	1989-91	1990-91
Thomas, Todd	C	62	North Dakota	1981	
Thompson, Arland	G	58	Baylor	1987	
Thompson, Bennie	S	46	Grambling	1992-93	
Thompson, Del	RB	39	Texas-El Paso	1982	
Thompson, Ernie	RB	45	Indiana	1993	
Thompson, Leroy	RB	44	Penn State	1995	
Thornbladh, Bob	LB	50	Michigan	1974	
Thorp, Don	DE	71	Illinois	1988	
Tolliver, Billy Joe	QB	8	Texas Tech	1997	
Tongue, Reggie	S	25, 41	Oregon State	1996-99	1997-99
Trahan, John	WR	83	Southern California	1987	
Traylor, Keith	DT	94	Central Oklahoma	1995-96	
Trosch, Gene	DE	74	Miami (Fla.)	1967-69	
Tyrer, Jim	T	77	Ohio State	1961-73	1962-73

U

Upshaw, Marvin	DE	81	Trinity	1970-75	1971-75
----------------	----	----	---------	---------	---------

V

Valerio, Joe	T	73	Pennsylvania	1991-95	
Vanover, Tamarick	WR	87	Florida State	1995-99	1996
Van Pelt, Alex	QB	10	Pittsburgh	1993	
Vaughn, Jon	RB	21	Michigan	1994	
Villa, Danny	G	72	Arizona State	1993-96	

Player	Pos.	Jersey(s) Worn	College	Year(s) Played	Year(s) Started
Vitali, Mark	QB	6	Purdue	1977	
Vlasic, Mark	QB	13	Iowa	1991-92	
W					
Wade, Charlie	WR	84	Tennessee State	1977	
Waldrop, Rob	DT	98	Arizona	1994	
Walker, Bracy	S	40, 27	North Carolina	1994, 98-00	
Walker, Derrick	TE	82	Michigan	1994-97	1994, 96
Walker, James	LB	54	Kansas State	1983	
Walker, John	DT	98	Nebraska-Omaha	1987	
Walker, Wayne	K	68	Northwestern Louisiana	1967	1967*
Wallace, Steve	T	70, 74	Auburn	1997	
Walters, Rod	G	76	Iowa	1976, 78-80	
Walton, Riley	TE	88	Tennessee State	1987	
Walton, Wayne	G/T	72	Abilene Christian	1973-74	
Warfield, Eric	CB	44	Nebraska	1998-00	
Warner, Charley	DB	25	Prairie View	1963-64	
Washington, Brian	S	29, 48	Nebraska	1995-96	1995-96
Washington, Charles	DB	46	Cameron	1990-91	
Washington, Thomas	DT	64	Winston-Salem St.	2000	
Washington, Tim	CB	42	Fresno State	1982	
Waters, Brian	C	54	North Texas	2000	
Watson, Tim	S	26	Howard	1993-95	
Weathers, Clarence	WR	80	Delaware State	1989	
Webster, David	DB	21	Prairie View	1960-61	1960-61
Webster, Mike	C	53	Wisconsin	1989-90	1989-90
Werner, Clyde	LB	54	Washington	1970-74, 76	
Wesley, Greg	CB	25	Arkansas-Pine Bluff	2000	2000
Wesson, Ricky	CB	25	Southern Methodist	1977	
West, Robert	WR	26	San Diego State	1972-73	1972
Wetzel, Ron	TE	87	Arizona State	1983	
Whitaker, Danta	TE	82	Mississippi Valley State	1990	
White, Ted	QB	7	Howard	1999	
White, Walter	TE	81, 88	Maryland	1975-79	1977-78
White, William	S	35	Ohio State	1994-96	1994
Whitehurst, David	QB	15	Furman	1984	
Whitmore, David	S	41	Stephen F. Austin	1993-94	1993-94
Wickert, Tom	G	66	Washington State	1977	
Willard, Jerrott	LB	57	California	1998	
Williams, Dan	DE	92	Toledo	1997, 99-00	1999-00
Williams, Harvey	RB	22, 44	Louisiana State	1991-93	
Williams, Jerrol	LB	44	Purdue	1994	
Williams, Lawrence	KR/WR	40	Texas Tech	1976-77	1977
Williams, Mike	RB/TE	80	New Mexico	1979-81	1980
Williams, Robert	CB	40	Baylor	1993	
Williams, Robert	CB	46, 29	North Carolina	1998-99	
Williams, Sammy	T	72	Oklahoma	1999	
Williams, Tyrone	DE	96	Wyoming	2000	
Williamson, Fred	DB	24	Northwestern	1965-67	1965-66
Willis, Donald	G	60	North Carolina A&T	2000	
Wilson, Eddie	QB/P	12	Arizona	1962-64	1962*
Wilson, Jerrel	P	44	Southern Mississippi	1963-77	1963-77*
Wilson, Mike	G	67	Dayton	1975	
Winters, Frank	G/C	65	Western Illinois	1990-91	1990
Wolf, James	DT	73	Prairie View	1976	1976
Wood, Duane	DB	48	Oklahoma State	1960-64	1960-64
Woodard, Ray	DE	70	Texas	1987	
Wooden, Terry	LB	90	Syracuse	1997	1997
Woods, Jerome	S	21, 31	Memphis	1996-00	1997-00
Word, Barry	RB	23	Virginia	1990-92	1992
Word, Mark	DE	67	Jacksonville State	1999	
Worthen, Naz	WR	84	North Carolina State	1989-90	
Wright, Elmo	WR	17	Houston	1971	1971, 73-74
Wright, Felix	S	24	Drake	1993	
Wyatt, Kevin	CB	23	Arkansas	1987	

Y

Yakovonis, Ray	NT	92	East Stroudsburg State	1983	
Young, Michael	WR	85	UCLA	1994	
Young, Wilbur	DE	99	William Penn	1971-77	1972-77

Z

Zamberlin, John	LB	61	Pacific Lutheran	1983-84	1984
Zaruba, Carroll	DB	46	Nebraska	1960	

*Regular kicker or punter during that period.

ALL-TIME NUMERICAL ROSTER

Player	Pos.	Year(s) Played	Player	Pos.	Year(s) Played
#1			#12		
Adamle, Mike	RB	1971-72	Pelluer, Steve	QB	1989-91
Grupp, Bob	P	1979-81	#13		
Moon, Warren	QB	1999-00	Baker, Jon	K	1999
Pennington, Durwood	K	1962	Espinoza, Alex	QB	1987
Smith, Noland	KR	1967-69	Flores, Tom	QB	1969
Stevens, Matt	QB	1987	Gannon, Rich	QB	1995-98
#2			Hill, Jim	DB	1966
Clements, Tom	QB	1980	Jaynes, Dave	QB	1974
Elliott, Lin	K	1994-95	Perez, Joe	WR	2000
Goodburn, Kelly	P	1987-90	Shaw, Dennis	QB	1978
Murray, Eddie	K	1992	Wilson, Eddie	QB/P	1962-64
Peterson, Todd	K	2000	#14		
#3			Bono, Steve	QB	1995-96
Agajanian, Ben	K	1961	Clark, Wayne	QB	1975
Stenerud, Jan	K	1967-79	Pope, Daniel	P	1999
#4			Vlasic, Mark	QB	1991-92
Barker, Bryan	P	1990-93	#15		
Fuller, Steve	QB	1979-82	Blackledge, Todd	QB	1983-87
Hamrick, James	K	1987	Blundin, Matt	QB	1992-95
#5			Enis, Hunter	QB	1960
Aguiar, Louie	P	1994-98	Greene, Tom	QB	1961
Colbert, Lewis	P	1986-87	McManus, Danny	QB	1988
deBrujin, Case	P	1982	Ply, Bobby	DB	1962-67
McCann, Jim	P	1975	Podolak, Ed	RB	1969-77
Sauerbrun, Todd	P	2000	#16		
#6			Collins, Todd	QB	1998-00
Arnold, Jim	P	1983-85	Duncan, Randy	QB	1961
McVea, Warren	RB	1969-73	Lee, Jacky	QB	1967-69
Vitali, Mark	QB	1977	Longmire, Sam	DB	1976-78
#7			Matthews, Steve	QB	1994-96
Andrusyshyn, Zenon	P	1978	Mercer, Mike	K	1966
Gossett, Jeff	P	1981-82	Reardon, Kerry	CB	1971-76
Huarte, John	QB	1969-71	Whitehurst, David	QB	1984
Jaworski, Ron	QB	1974	#17		
Nott, Mike	QB	1976	Dawson, Len	QB	1962-75
White, Ted	QB	1999	#18		
#8			Barnes, Pat	QB	1997
Lowery, Nick	K	1980-93	DeBerg, Steve	QB	1988-91
Tolliver, Billy Joe	QB	1997	Gehrke, Jack	WR	1968
#9			Krieg, Dave	QB	1992-93
Bentley, Scott	K	1999	Smith, Fletcher	DB	1966-67
Carlson, Dean	QB	1972-74	Wright, Elmo	WR	1971
Jones, Reggie	WR	1997	#19		
Kenney, Bill	QB	1979-88	Flynn, Don	DB	1960-61
#10			Grbac, Elvis	QB	1997-00
Beathard, Pete	QB	1964-67, 73	LaChapelle, Sean	WR	1996
Elkins, Mike	QB	1989-90	Thomas, Emmitt	CB	1966-78
Livingston, Mike	QB	1968-79	#20		
Saxton, James	HB	1962	Cherry, Deron	S	1981-91
Seurer, Frank	QB	1986-87	Hall, Dante	RB	2000
Stoyanovich, Pete	K	1996-00	Hunt, Bobby	DB	1962-67
Sullivan, Kent	P	1992	Lowe, Paul	RB	1968-69
Van Pelt, Alex	QB	1993	Perkins, Horace	CB	1979
#11			Sellers, Goldie	DB	1968-69
Adams, Tony	QB	1975-78	Sensibaugh, Mike	S	1971-75
Gagliano, Bob	QB	1981-83	#21		
Grbac, Elvis	QB	1997-00	Austin, Hise	CB	1975
Hudson, Doug	QB	1987	Bayless, Martin	S	1992-93, 95-96
Osiecki, Sandy	QB	1984			

Player	Pos.	Year(s) Played
Gaines, Clark	RB	1981-82
Garrett, Mike	RB	1966-70
Homan, Dennis	WR	1971-72
Lewis, Garry	CB	1993
Lewis, Tahuau	CB	1992
McKinney, Odis	S	1985
Morgado, Arnold	RB	1977-80
Reamon, Tommy	RB	1976
Saxon, James	RB	1988-91
Stephens, John	RB	1993
Stockemer, Ralph	RB	1987
Vaughn, Jon	RB	1994
Webster, David	DB	1960-61
Woods, Jerome	S	1996-00

#22

Bookman, John	DB	1960
Carter, Perry	CB	1995
Cocroft, Sherman	S	1985-87
Grow, Monty	S	1994
Hagy, John	S	1991
Harrison, Glynn	RB	1976
Jakes, Van	DB	1983-84
Marshall, Larry	DB/KR	1972-73, 78
McKnight, Ted	RB	1977-81
Mitchell, Willie	DB	1964-71
Morris, Donnie Joe	RB	1974
Shehee, Rashaan	RB	1998-99
Smith, J.J.	RB	1995-96
Williams, Harvey	RB	1991-93

#23

Coan, Bert	RB	1963-68
Dickerson, Ron	WR	1993-94
Gant, Earl	RB	1979-80
Gray, Carlton	CB	1999-00
Hadley, David	CB	1970-72
Hill, Greg	CB	1984-88
Johnson, Clyde	CB	1997
Keyes, Leroy	RB	1973
Smith, Lucious	CB	1983
Swink, Jim	HB	1960
Word, Barry	RB	1990-92
Wyatt, Kevin	CB	1987

#24

Bartee, William	CB	2000
Belser, Ceaser	DB	1968-71
Ellison, Willie	RB	1973-74
Green, Gary	CB	1977-83
Kaiser, Jason	CB	1998
McMillan, Erik	S	1993
Pearson, Jayice	CB	1986-92
Terry, Doug	S	1992-95
Williamson, Fred	DB	1965-67
Wright, Felix	S	1993

#25

Collins, Mark	CB/S	1994-96
Copeland, Danny	S/KR	1989-90
Epps, Jack	S	1987
Hollis, David	DB/KR	1988
Nix, Doyle	DB	1961
Pitts, Frank	WR	1965-71
Stradford, Troy	RB	1991
Terry, Doug	S	1992-95
Tongue, Reggie	S	1996-99
Warner, Charley	DB	1963-64
Wesley, Greg	S	2000
Wesson, Ricky	CB	1977

#26

Adams, Vashone	S	1998
----------------	---	------

Player	Pos.	Year(s) Played
Barbaro, Gary	S	1976-82
Dishman, Chris	CB	1999
Dozier, Cornelius	S	1987
Jackson, Frank	WR	1961-65
Lane, Skip	CB/S	1984
Oliver, Muhammed	CB	1993
Palmer, Paul	RB	1987-88
Porter, Lewis	E	1970
Watson, Tim	S	1993-95
West, Robert	WR	1972-73

#27

Brown, Theotis	RB	1983-84
Green, Woody	RB	1974-76
Hill, Greg	RB	1994-97
Kratzer, Dan	WR	1973
Milo, Ray	S	1978
Porter, Kevin	S	1988-92
Rose, Donovan	CB	1980
Smith, Blane	S	1987
Taylor, Jay	CB	1993-95
Walker, Brady	S	1994, 98-00

#28

Haynes, Abner	RB	1960-65
---------------	----	---------

#29

Hill, Greg	RB	1993-97
Lewis, Albert	CB	1983-93
McMillan, Mark	CB	1997-98
Powers, Clyde	S	1978
Washington, Brian	S	1995-96
Williams, Robert	CB	1998-99

#30

Bayless, Martin	S	1992-93, 95-96
Bennett, Donnell	RB	1994-00
Bledsoe, Curtis	RB	1981-82
Carruth, Paul Ott	RB	1989
Miller, Cleophus	RB	1974-75
Richardson, Gloster	WR	1967-70
Robinson, Mark	S	1984-87
Spikes, Jack	FB/K	1960-64

#31

Kinney, Jeff	RB	1972-76
Reese, Jerry	S	1979-80
Ross, Kevin	CB	1984-93, 97
Thomas, Jewerl	RB	1983
Woods, Jerome	CB	1996-99

#32

Agee, Tommie	RB	1989
Allen, Marcus	RB	1993-97
Dickinson, Bo	FB	1960-61
Horton, Ethan	RB	1985
Johnson, Jack	DB	1961
Jones, Doug	DB	1973-74
McClinton, Curtis	RB	1962-69
Moriarty, Larry	RB	1986-88
Reed, Tony	RB	1977-80
Terry, Doug	S	1992-95

#33

Johnson, Curley	HB	1961-62
Johnson, Stone	RB	1963
Pricer, Bill	FB	1961

#34

Burruss, Lloyd	S	1981-91
Carter, Dale	CB	1992-98
Cloud, Mike	RB	1999-00
Haslip, Wilbert	RB	1979

Player	Pos.	Year(s) Played	Player	Pos.	Year(s) Played
Payton, Eddie	KR	1978	Robinson, Johnny	S/HB	1960-71
#35			Smith, Jeff	RB/KR	1985-86
Atkins, Larry	S	1999-00	Washington, Tim	CB	1982
Belton, Horace	RB	1978-81	#43		
Johnson, Melvin	S	1998	Bolden, Juran	CB	1999
Okoye, Christian	RB	1987-92	Brockington, John	RB	1977
Otis, Jim	RB	1971-72	Jackson, Billy	RB	1981-84
Stover, Smokey	LB	1960-66	Jones, Bill	RB	1990-92
Thomas, Ken	RB	1983	Parker, Robert	RB	1987
White, William	S	1994-96	Pruitt, Mike	RB	1985-86
#36			Thomas, Bill	RB	1974
Daniels, Clemon	DB	1960	#44		
Hill, Mack Lee	RB	1964-65	Anderson, Darren	CB	1994-97
#37			Harris, Eric	CB	1980-82
Collier, Tim	CB	1976-79	Harris, Jimmy	DB	1960-61
Delaney, Joe	RB	1981-82	Heard, Herman	RB	1984-89
#38			Kelley, Ed	DB	1961
Anders, Kimble	RB	1991-00	Parker, Kerry	CB	1984
Brannon, Solomon	DB	1965-66	Thompson, Leroy	RB	1995
Gunter, Michael	RB	1984	Warfield, Eric	CB	1998-00
Hayes, Wendell	RB	1968-74	Williams, Harvey	RB	1991-93
Jackson, Gerald	S	1979	Williams, Jerrol	LB	1994
Loveall, Calvin	CB	1988	Wilson, Jerrel	P	1963-77
Odom, Ricky	S	1978	#45		
Roquemore, Durwood	CB	1982-83	Brooks, Bucky	CB	1997-98
Thomas, Carlton	CB	1987	Bryant, Trent	CB	1982-83, 87
#39			Grayson, Dave	DB	1961-64
Bailey, Mark	RB	1977-78	Holmes, Robert	RB	1968-71
Everett, Eric	CB	1991	Johnson, Jimmie	TE	1994
Griffin, Stephen	RB	1987	Johnson, Sidney	CB	1988
Morris, Bam	RB	1999	LaGrand, Morris	RB	1975
Pickens, Bruce	CB	1993	McNeil, Pat	RB	1976-77
Thompson, Del	RB	1982	Petry, Stan	CB	1989-91
#40			Saxon, James	RB	1988-91
Bell, Billy	CB	1991	Stargell, Tony	CB	1996
Davis, Ricky	S	1977	Talton, Ken	RB	1980
Green, Boyce	RB	1986	Thomas, Gene	FB	1966-67
Hasty, James	CB	1995-00	Thompson, Ernie	RB	1993
Jackson, Charlie	DT	1960	#46		
Lacy, Ken	RB	1984-85, 87	Clemons, Michael	RB/KR	1987
Mack, Cedric	CB	1992	Dombroski, Paul	S	1980-81
Marsalis, Jim	CB	1969-75	Fields, Jitter	KR	1987
Walker, Bracy	S	1994, 98-00	Gray, Tim	S	1976-78
Williams, Lawrence	KR/WR	1976-77	Jones, Victor	RB	1994
Williams, Robert	CB	1993	Kearney, Jim	DB	1967-75
#41			King, Bruce	RB	1985-86
Christopher, Herb	S	1979-82	Moreau, Frank	RB	2000
Crawford, Keith	S	1998	Smith, Noland	KR	1967-69
Dennis, Pat	CB	2000	Thompson, Bennie	S	1992-93
Dressler, Doug	RB	1975	Washington, Charles	DB	1990-91
Evans, James	RB	1987	Williams, Robert	CB	1998-99
Hill, Kenny	S	1989	Zaruba, Carroll	DB	1960
Jankowski, Bruce	WR	1971-72	#47		
Jenkins, Keyvan	RB/KR	1988	Golub, Chris	S	1977
Parker, Anthony	CB	1991	Martin, Don	CB	1975
Pippens, Woodie	RB	1987	Osley, Willie	DB	1974
Tongue, Reggie	S	1996-99	Scott, Todd	S	1997
Whitmore, David	S	1993-94	Smith, Chris	WR	1973
#42			#48		
Carter, M.L.	CB	1979-81	Allen, Nate	CB	1971-74
Donaldson, Jeff	S	1990	Burgmeier, Ted	S	1978
Lane, MacArthur	RB	1975-78	Colter, Jeff	DB	1987
Malone, Darrell	CB	1992	Gamble, Kenny	RB/KR	1988-90
Mincy, Charles	S	1991-94	Hadnot, James	RB	1980-83
Ricks, Lawrence	RB	1983-84	Jones, E.J.	RB	1985
			Lane, Garcia	CB/KR	1985, 87
			McNair, Todd	RB	1989-93, 96

Player	Pos.	Year(s) Played
Popson, Ted	TE	1997-98
Stowers, Tommie	RB	1994
Taylor, Steve	S	1976
Washington, Brian	S	1995-96
Wood, Duane	DB	1960-64

#49

Gay, Matt	S	1994
Nelson, Teddy	CB	1987
Richardson, Tony	RB	1995-00
Thomas, Charlie	KR	1975

#50

Anderson, Erick	LB	1992-93
Barton, Jim	C	1960
Daniels, Calvin	LB	1982-85
Davis, Anthony	LB	1994-98
Del Rio, Jack	LB	1987-88
Kearney, Tim	LB	1975
McGovern, Rob	LB	1989-90
Oriad, Mike	C	1970-73
Peterson, Cal	LB	1979-81
Sanders, Clarence	LB	1978
Thornbladh, Bob	LB	1974

#51

Bush, Lew	LB	2000
Donnalley, Rick	C	1986-87
Fraser, Jim	LB	1965
Jackson, Charles	LB	1978-84
Linger, Adam	C	1983-86, 88
Lynch, Jim	LB	1967-77
Manusky, Greg	LB	1994-99
Marts, Lonnie	LB	1991-93

#52

Abell, Bud	LB	1966-68
Howard, Thomas	LB	1977-83
Humphrey, Tom	C	1974
Hyde, Glenn	C	1987
Jolly, Ken	LB	1984-85
Olsen, Orrin	C/G	1976
O'Neal, Andre	LB	2000
Rogers, Tracy	LB	1990-96
Snipes, Angelo	LB	1987-89

#53

Andrews, Billy	LB	1976-77
Avery, Ken	LB	1975
Hamilton, Rick	DE	1994-95
Howard, Todd	LB	1987-88
Moten, Gary	LB	1987
Patton, Marcus	LB	1999-00
Paul, Whitney	DE/LB	1976-81, 86
Rush, Bob	C	1983-85
Stephens, Santo	LB	1993
Webster, Mike	C	1989-90

#54

Ashley, Walker Lee	LB	1989
Cofield, Tim	LB	1986-88
Favors, Greg	LB	1998
Greene, Ted	LB	1960-62
Hudock, Mike	C	1967
Manumaleuga, Frank	LB	1979-81
Simien, Tracy	LB	1991-97
Walker, James	LB	1983
Werner, Clyde	LB	1970-74, 76
Waters, Brian	C	2000

#55

Best, Keith	LB	1972
-------------	----	------

Player	Pos.	Year(s) Played
Cooper, Louis	LB	1985-90
Dimmick, Tom	C	1960
Dumas, Troy	LB	1995-97
George, Ron	LB	1998-00
Holub, E.J.	C/LB	1961-70
Klug, Dave	LB	1981-83
Peterson, Bill	LB	1975
Randle, Ervin	LB	1991-92
Rozumek, Dave	LB	1976-79
Stams, Frank	LB	1995

#56

Ale, Arnold	LB	1994
Ane, Charlie	C	1975-80
Cancik, Phil	LB	1981
Corey, Walt	LB	1960-66
Dixon, Ernest	LB	1998
Graham, Tom	LB	1974
Hackett, Dino	LB	1986-92
Haynes, Louis	LB	1982-83
Simmons, Wayne	LB	1997-98
Stills, Gary	LB	1999-00

#57

Blanton, Jerry	LB	1979-85
Elrod, Jimbo	LB	1976-78
Harrell, James	LB	1987
Holmes, Bruce	LB	1987
Houston, Bobby	LB	1997
Jamison, George	LB	1994-96
Martin, Chris	LB	1988-92
Maslowski, Mike	LB	1999-00
Palewicz, Al	LB	1973-75
Willard, Jerrott	LB	1998

#58

Baugh, Tom	C	1986-88
Martin, Dave	LB	1968
Potter, Steve	LB	1983
Rice, Andrew	DT	1966
Rudnay, Jack	C	1970-82
Thomas, Derrick	LB	1989-99
Thompson, Arland	G	1987

#59

Burks, Ray	LB	1977
Edwards, Donnie	LB	1996-00
Fields, Jaime	LB	1993-95
Harvey, Stacy	LB	1989
Hawkins, Andy	LB	1988
Snow, Percy	LB	1990-92
Spani, Gary	LB	1978-86

#60

Baab, Mike	C	1992
Daney, George	G	1968-74
Herkenhoff, Matt	T	1976-85
Ingram, Byron	G	1987-88
Lindstrom, Chris	DE	1987
Reynolds, Al	G	1960-67
Willis, Donald	G	2000

#61

Adickes, Mark	G	1986-89
Biodrowski, Dennis	G	1963-67
Cadwell, John	G	1961
Culp, Curley	DT	1968-74
Fazier, Cliff	DT	1977
Grunhard, Tim	C	1990-00
Hudson, Bob	LB	1960
Parrish, Don	NT	1978-82
Zamberlin, John	LB	1983-84

Player	Pos.	Year(s) Played	Player	Pos.	Year(s) Played
#62			Morris, Michael	C	1989
Chilton, Gene	G/C	1989	Nunney, R.B.	DT	1960
Fournet, Sid	G	1960-61	Shields, Will	G	1993-00
Helton, Darius	G	1977	Walker, Wayne	K	1967
Kirchbaum, Kelly	LB	1980	#69		
Liggett, Bob	DT	1970	Blackshear, Jeff	G	2000
Linger, Adam	C	1983-86, 88	Criswell, Jeff	T	1995-98
McLean, Ron	NT	1988	DeBernardi, Fred	DE	1974
Parker, Glenn	G/T	1997-99	Headrick, Sherrill	LB	1960-67
Pietrzak, Jim	C	1987	Meisner, Greg	DE	1989-90
Story, Bill	G	1975	Steinfeld, Al	C	1982
Thomas, Todd	C	1981	#70		
#63			Cannon, Mark	C	1989
Lanier, Willie	LB	1967-77	Farrier, Curt	DT	1963-65
Maas, Bill	NT/DE	1984-92	Kelly, Bobby	T	1967
Olenchaik, John	C/LB	1981-82	Lathrop, Kit	DE	1986
Terrell, Marvin	G	1960-63	McElroy, Reggie	T	1993
#64			Nelson, Mark	T	1987
Acker, Bill	NT/DE	1982, 87	Nicholson, Jim	T	1974-79
Beisler, Randy	G	1975	Rourke, Jim	G	1980-84, 86
Feehery, Gerry	C	1988	Sally, Jerome	NT	1988
Harvey, James	G	1987-88	Shields, Billy	T	1985
Kirchner, Mark	T/G	1983	Smith, Dave	WR	1973
Krisher, Bill	G	1960-61	Smith, Sid	T	1970-72
Merz, Curt	G/DE	1962-68	Spears, Marcus	T	1997-00
Oldermann, Bob	G	1985	Stone, Jack	T	1960
Ricketts, Tom	G	1993	Wallace, Steve	T	1997
Studdard, Les	C	1982	Woodard, Ray	DE	1987
Tamm, Ralph	G	1997-99	#71		
Washington, Thomas	DT	2000	Bardt, Tom	DT/G	1996-99
#65			Budde, Brad	G	1980-86
Adkins, Kevin	C	1987	Budde, Ed	G	1963-76
Condon, Tom	G	1974-84	Collins, Ray	DT	1960-61
DiGiacomo, Curt	G	1988	Dohring, Tom	T	1992
Fada, Rob	G	1985	Getz, Lee	G	1987
Gilliam, Jon	C	1961-67	Kragen, Greg	DT	1994
Kauahi, Kani	C	1992	Lindstrom, Dave	DE	1978-85
Knapp, Lindsay	G/T	1993-94	McCleary, Norris	DT	2000
Prudhomme, Remi	G	1968-69	Thorp, Don	DE	1988
Smith, Jeff	C/G	1996-99	#72		
Winters, Frank	G/C	1990-91	Alford, Darnell	T	2000
#66			DiMidio, Tony	T	1966-67
Bishop, Sonny	G	1962	Lutz, David	G/T	1983-92
Budde, Brad	G	1980-86	Maczuzak, John	DT	1964
Doubiago, Dan	WR	1978	Oates, Brad	T	1980-81
Frazier, Wayne	C	1966-67	Parks, Nate	T	1997
Frey, Dick	DE	1960	Rochester, Paul	DT	1960-63
Rasley, Rocky	G	1975	Siglar, Ricky	T	1993-96, 98
Riley, Victor	T	1998-00	Simons, Keith	DT	1976-77
Siglar, Ricky	T	1993-96, 98	Smith, Franky	T	1980
Stein, Bob	LB	1969-72	Staysniak, Joe	G	1992
Wickert, Tom	G	1977	Villa, Danny	G	1993-96
#67			Walton, Wayne	G/T	1973-74
Black, James	DE	1987	Williams, Sammy	T	1999
Kubik, Brad	G	1998-99	#73		
Larpenier, Carl	G	1962	Dawson, Mike	NT	1984
Proby, Bryan	DT	1995	Harris, Michael	C/G	1989
Seals, George	DT	1972-73	Hill, Dave	T	1963-74
Stensrud, Mike	NT/DE	1988	Jones, Willie	T	2000
Still, Art	DE	1978-87	Jozwiak, Brian	G	1986-88
Swoops, Patrick	NT	1991	Palmer, Gery	G	1975
Wilson, Mike	G	1975	Simmons, Bob	G	1977-83
Word, Mark	DE	1999	Swanson, Pete	G/T	1998
#68			Valerio, Joe	T	1991-95
Auer, Scott	G/T	1984-85	Wolf, James	DT	1976
Bernhardt, Roger	G	1975	#74		
#69			Acker, Bill	NT/DE	1982,87

Player	Pos.	Year(s) Played	Player	Pos.	Year(s) Played
Cornellison, Jerry	T	1960-65	Tate, Willy	TE	1998
Estes, Lawrence	DE	1975-76	Weathers, Clarence	WR	1989
Graham, Derrick	T	1974-82	Williams, Mike	RB/TE	1979-81
Holmes, Pat	DE	1973	#81		
Jenkins, Trezelle	T	1995-97	Boydston, Max	E	1960-61
Keating, Tom	DT	1974-75	Brooker, Tommy	E/K	1962-66
Koch, Pete	DE	1985-87	Colbert, Darrell	WR	1987-88
Lloyd, Jeff	NT	1978	Hargain, Tony	WR	1992
Mangiero, Dino	NT	1980-83	Hines, Jimmy	E	1970
Trosch, Gene	DE	1967-69	Jones, Hasson	WR	1993
Wallace, Steve	T	1997	Jones, Rod	TE	1987-88
#75			Lockett, Kevin	WR	1997-00
Eatman, Irv	T	1986-90	McCarthy, Mickey	TE	1969
Gardner, Ellis	T	1983	Penn, Chris	WR	1994-96
Granderson, Rufus	T	1960	Scott, Willie	TE	1972-73
Hicks, Sylvester	DE	1971-81	Thomas, Robb	WR	1989-91
Maddox, Bob	DE	1975-76	Upshaw, Marvin	DE	1970-75
Mays, Jerry	DT/DE	1961-70	White, Walter	TE	1975-79
McGlockton, Chester	DT	1998-00	#82		
Peay, Francis	T	1973-74	Alexander, Derrick	WR	1998-00
Phillips, Joe	DT	1992-97	Barnes, Charley	E	1961
Ross, Louis	DE	1975	Barnett, Tim	WR	1991-93
#76			Butler, Gary	TE	1973
Alt, John	T	1984-96	Hancock, Anthony	WR/KR	1982-86
Drougas, Tom	T	1974	Keelar, Bill	WR	1978
Moorman, Mo	G	1968-72	Lothamer, Ed	DT	1964-69, 71-72
Napier, Walter (Buffalo)	DT	1960-61	Miller, Bill	E	1962
Rosdahl, Hatch	DE	1964-65	Taylor, Kitrick	WR/KR	1988
Tait, John	T	1999-00	Walker, Derrick	TE	1994-97
Taylor, Roger	T	1981	Whitaker, Danta	TE	1990
Walters, Rod	G	1976, 78-80	#83		
#77			Blakely, Robert	WR	1982
Baldinger, Rich	T	1983-92	Brunson, Larry	WR	1974-77
Getty, Charlie	T	1974-82	Frazier, Willie	TE	1971-72
McDaniels, Pellom	DE	1993-98	Gammon, Kendall	TE	2000
Rogers, Steve	T	1987	Gaunty, Steve	WR	1979
Tyrer, Jim	T	1961-73	Harvey, Marvin	TE	1981
#78			Hughes, Danan	WR	1993-98
Bell, Bobby	LB	1963-74	Johnson, Lonnie	TE	1999
Lee, Willie	DT	1976-77	McRae, Jerrold	WR	1978
#79			Paige, Stephone	WR	1983-91
Brown, Larry	T	1978-79	Smith, Michael	WR	1992
Diamond, Charlie	T	1960-63	Stephens, Hal	DE	1985
Dotson, Alphonse	DT	1965	Stroud, Morris	TE	1969-74
Gagner, Larry	G	1972	Trahan, John	WR	1987
Hoppock, Doug	T	1987	#84		
Matusak, John	DT	1974-75	Arbanas, Fred	TE	1962-70
Meyers, Jerry	DE	1980	Bergey, Bruce	TE	1971
Prater, Dean	DE	1982-83	Briggs, Bob	DE	1974
Szott, Dave	G	1990-00	Coffman, Paul	TE	1986-87
#80			Davis, Willie	WR	1991-95
Barnes, Lew	WR/KR	1989	Dixon, Al	TE	1979-82
Cannon, Billy	TE	1970	Estell, Richard	WR	1987
Carolan, Reg	E	1964-68	Holston, Mike	WR	1985
Craig, Reggie	WR	1975-76	Horn, Joe	WR	1996-99
Dawson, Lake	WR	1994-97	Little, Dave	TE	1984
Dirden, Johnny	KR	1979	Masters, Billy	TE	1975-76
Dorsey, Larry	WR	1978	Morris, Sylvester	WR	2000
Garcia, Bubba	WR	1980	Wade, Charlie	WR	1977
Hamilton, Andy	WR	1973-74	Worthen, Naz	WR	1989-90
Jones, Fred	WR	1990-93	#85		
Keel, Mark	TE	1987	Bailey, Victor	WR	1995-96
Koss, Stein	TE	1987	Beckman, Ed	TE	1977-84
Murphy, James	WR	1981	Bernet, Ed	E	1960
Parker, Larry	WR	1999-00	Hayes, Jonathon	TE	1985-93
Romeo, Tony	E	1961	Huil, Bill	DE	1962
Shorthose, George	WR	1985	Hurston, Chuck	DE	1965-70
			Jacoby, Mitch	TE	1999

Player	Pos.	Year(s) Played	Player	Pos.	Year(s) Played
Johnson, Dick	E	1963	Mumphrey, Lloyd	DE	1987
Johnson, Reggie	TE	1996	O'Neal, Leslie	DE	1998-99
Martin, Eric	WR	1994	Parten, Ty	DT	1997-98
Nash, Kenny	WR	1987	#92		
Pearson, Barry	WR	1974-76	Harris, Bob	LB	1987
Perriman, Brett	WR	1997	McCabe, Jerry	LB	1988
Pupunu, Alfred	TE	1997	Mickell, Darren	DE	1992-95
Ricks, Mikhael	WR	2000	Williams, Dan	DE	1997, 99-00
Roche, Brian	TE	1998	Yakovonis, Ray	NT	1983
Slaughter, Webster	WR	1995	#93		
Young, Michael	WR	1994	Browning, John	DE	1996-00
#86			Dressel, Chris	TE	1989
Brown, Eric	WR	1987	Hardison, Dee	NT	1988
Buchanan, Buck	DT	1963-75	Holle, Eric	DE	1984-87
Butler, Gerald	WR	1977	Junkin, Mike	LB	1989
Davis, Dick	DE	1962	#94		
Harry, Emile	WR	1986-92	Evans, Mike	DE	1992
Miller, Paul	DE	1960-61	Hicks, Kerry	DE/DT	1996-97
Samuels, Tony	TE	1977-80	McAlister, Ken	LB	1984-87
Smith, J.T.	WR	1978-84	Nottage, Dexter	DE	1997
#87			Spann, Gary	LB	1988
Arnold, Walt	TE	1984-87	Stedman, Troy	LB	1988
Bartrum, Mike	TE	1993	Traylor, Keith	DT	1995-96
Branch, Mel	E	1960-61	#95		
Brown, Aaron	DE	1966-72	Case, Frank	DE	1981
Drayton, Troy	TE	2000	Clark, Bruce	DE	1989
Dyal, Mike	TE	1992-93	Fazier, Randy	LB	1987
Greene, Tracy	TE	1994	Manuel, Sean	TE	1998
Lohmeyer, John	DE	1973, 75-77	Paine, Jeff	LB	1984-85
Montagne, Dave	WR	1987	Perry, Michael Dean	DT	1997
Roberts, Alfredo	TE	1988-90	Ransom, Derrick	DT	1998-009
Rome, Stan	WR	1979-82	Sims, Tom	NT	1991-91, 96
Sadowski, Troy	TE	1991	#96		
Strada, John	TE	1974	Jones, Fred	LB	1987
Vanover, Tamarick	WR	1995-99	Newton, Tim	DT	1993-94
Wetzel, Ron	TE	1983	Pearson, Aaron	LB	1986-88
#88			Rucker, Keith	DT	1997
Bailey, Victor	WR	1995-96	Williams, Tyrone	DT	2000
Birden, J.J.	WR	1990-94	#97		
Burford, Chris	E	1960-67	Holloway, Tony	LB	1987
Carson, Carlos	WR	1980-89	Johnson, Ken	DE	1987
Gonzalez, Tony	TE	1997-00	Parten, Ty	DT	1997-00
Slaughter, Webster	WR	1995	Radecic, Scott	LB	1984-86
Walton, Riley	TE	1987	Saleaumua, Dan	DT	1989-96
White, Walter	TE	1975-79	#98		
#89			Griffin, Leonard	DE	1986-93
Bryant, Bob	E	1960	Hicks, Eric	DE	1998-00
Cash, Keith	TE	1992-96	Waldrop, Rob	DT	1994
Dunn, Jason	TE	2000	Walker, John	DT	1987
Hodges, Eric	WR	1987	#99		
Holohan, Pete	TE	1991	Bell, Mike	DE	1979-85, 87-91
Jeralds, Luther	DE	1961	Booker, Vaughn	DE	1994-97
Mandley, Pete	WR	1989-90	Clemons, Duane	DE	2000
Marshall, Henry	WR	1976-87	Holland, Darius	DT	1998
Rison, Andre	WR	1997-99	Ladd, Ernie	DT	1967-68
Taylor, Otis	WR	1965-75	Young, Wilbur	DE	1971-77
#90					
Anderson, Curtis	DE	1979			
Dixon, Ronnie	DT	1998			
Hamm, Bob	DE	1985			
Martin, Steve	DT	2000			
Smith, Neil	DE	1988-96			
Wooden, Terry	LB	1997			
#91					
Baldinger, Gary	DE	1986-88			
Clavelle, Shannon	DT	1997			
Kremer, Ken	NT	1979-84			

CHIEFS RETIRED JERSEYS

16	Len Dawson	QB	1962-75
28	Abner Haynes	RB	1960-64
33	Stone Johnson	RB	1963
36	Mack Lee Hill	RB	1964-65
63	Willie Lanier	LB	1967-77
78	Bobby Bell	LB	1963-74
86	Buck Buchanan	DT	1963-75

PLAYERS WHO WORE MULTIPLE JERSEYS

64, 74	Acker, Bill	NT/DE	1982, 87
85, 88	Bailey, Victor	WR	1995-96
21, 30	Bayless, Martin	S	1992-93, 95-96
66, 71	Budde, Brad	G	1980-86
11, 18	Grbac, Elvis	QB	1997-00
27, 29	Hill, Greg	RB	1994-97
51, 62	Linger, Adam	C	1983-86, 88
91, 97	Parten, Ty	DT	1997-00
21, 45	Saxon, James	RB	1988-91
66, 72	Siglar, Ricky	T	1993-96, 98
85, 88	Slaughter, Webster	WR	1995
1, 46	Smith, Noland	KR	1967-69
24, 25, 32	Terry, Doug	S	1992-95
25, 41	Tongue, Reggie	S	1996-99
40, 27	Walker, Bracy	S	1994, 98-00
70, 74	Wallace, Steve	T	1997
29, 48	Washington, Brian	S	1995-96
81, 88	White, Walter	TE	1975-79
22, 44	Williams, Harvey	RB	1991-93
46, 29	Williams, Robert	CB	1998-99
21, 31	Woods, Jerome	S	1996-00

JERSEYS WORN BY JUST ONE PLAYER

16	Len Dawson	QB	1962-75
28	Abner Haynes	RB	1960-64

MOST FREQUENTLY ISSUED JERSEY

80	Worn by 19 different players	1960-00
----	------------------------------	---------

ALL-TIME HEAD COACHES

YEAR	COACH	RECORD	PCT.
1960-74	Hank Stram	124-76-10	.614
1975-77	Paul Wiggin	11-24-0	.314
1977	Tom Bettis	1-6-0	.143
1978-82	Marv Levy	31-42-0	.425
1983-86	John Mackovic	30-34-0	.469
1987-88	Frank Ganz	8-22-1	.274
1989-98	Marty Schottenheimer	101-58-1	.634
1999-00	Gunther Cunningham	16-16-0	.500

ALL-TIME ASSISTANT COACHES

Abernethy, Rick	1979-82	Ghiolotti, Bob	1962-63	Pratt, Tom	1963-77, 89-94, 2000
Adolph, Dave	1992-94, 99	Gibbs, Alex	1993-94	Raye, Jimmy	1992-00
Arians, Bruce	1989-92	Graber, Doug	1983-86	Redding, Dave	1989-97
Ball, Russ	1989-98	Hackett, Paul	1993-98	Roach, Dick	1978-80
Beake, John	1968-74	Hairston, Carl	1995-96	Ross, Bobby	1978-81
Beckman, Ed	1987-88	Hatley, Mark	1987	Rossley, Tom	1999
Bettis, Tom	1966-77, 88	Helm, J. D.	1982-88	Rowen, Keith	1999-00
Brazil, Dave	1984-88	Hewgley, C.T.	1983-88	Roy, Alvin	1968-72
Bresnahan, Tom	1981-82	Hostler, Jim	2000	Rust, Rod	1978-82, 88
Brewster, Darrell "Pete"	1964-73	Hughes, Ed	1960-62	Saunders, Al	1989-98
Bunting, John	1993-96	Humenuik, Rod	1983-84	Schnelker, Bob	1975-77
Carson, Bud	1983	Hurd, Jeff	1998-00	Schottenheimer, Brian	1998
Catlin, Tom	1960-65	James, Lionel	1998	Schottenheimer, Kurt	1989-00
Clements, Tom	2000	Karmelowicz, Bob	1997-00	Sefcik, George	1988
Christiansen, Jack	1977	Lavan, Al	1999-00	Shaw, Willie	2000
Cignetti, Jr., Frank	1999	Lawrence, Don	1980-82, 87-88	Shell, Art	1995-96
Corey, Walt	1971-74, 78-86	Lowe, Woodrow	1995-98	Smith, Homer	1987
Costello, Vince	1975-76	Mann, Richard	1999-00	Solari, Mike	1997-00
Cottrell, Ted	1981-82	Matthews, Billie	1987-88	Spencer, Joe	1975-80
Cowher, Bill	1989-91	Mauck, Carl	1986-88	Stock, Mike	1995-00
Cunningham, Gunther	1995-98	McCarthy, Mike	1993-98	Vechiarella, Jim	1983-85
Dalton, Kay	1978-82	McCulley, Pete	1983-86	Vitt, Joe	2000
Daniel, Dan	1983-85	Mills, Chuck	1966	Waller, Ron	1978-82
Dungy, Tony	1989-91	Mudd, Howard	1989-92	Wallis, Darwin	1989-00
Edwards, Herman	1993-94	O'Boyle, Tommy	1966-74	Walsh, Bill	1960-74
Erkenbeck, Jim	1989-91, 95-98	Ortmayer, Steve	1975-77	Williamson, Richard	1983-86
Fish, Jeff	1999-00	Pagna, Tom	1978-79	Wilson, Eddie	1974
Franklin, Chet	1975-77	Parker, Roberto	1997-98	Wood, Richard	1987-88
Galbraith, Marty	1985	Peete, Willie	1983-86	Young, John Paul	1986-87
Ganz, Frank	1981-82, 86	Pendry, Joe	1989-92	Zook, Ron	1999

ALL-TIME ROSTER BY COLLEGES

*The Chiefs players listed on the club's all-time roster have been produced by
220 different colleges and universities.*

Abilene Christian	2	Florida A&M	2	NE Missouri State	1	Southern Colorado	1
Alabama	7	Florida State	8	Nebraska	12	Southern Illinois	2
Alabama A&M	1	Fresno State	3	Nebraska - Omaha	1	Southern Methodist	12
Alcorn	1	Frostburg State	1	Nevada - Reno	1	Southern Mississippi	5
Alcorn A&M	1	Furman	1	New Hampshire	1	Southwest Louisiana	1
Alcorn State	1	Georgia	3	New Mexico	3	Southwest Texas State	1
Appalachian State	2	Georgia Tech	3	New Mexico State	3	Southwestern Louisiana	1
Arizona	7	Graceland (Iowa)	1	Nicholls State	3	Stanford	7
Arizona State	11	Grambling	11	North Carolina	7	Stephen F. Austin	2
Arkansas	4	Hampton Institute	1	North Carolina Central	1	Syracuse	2
Arkansas A&M	2	Hawaii	3	North Carolina College	1	Tampa	3
Arkansas - Pine Bluff	1	Heidelberg	1	North Carolina State	2	Tarkio	1
Auburn	12	Holy Cross	2	North Dakota	1	Temple	4
Azusa Pacific	1	Houston	6	North Dakota State	1	Tennessee	3
Ball State	1	Howard	3	North Texas	1	Tennessee A&I	1
Baylor	10	Howard Payne	1	North Texas State	4	Tennessee State	10
Bethune-Cookman	2	Idaho	2	Northeast Louisiana	3	Texas	14
Bishop College	2	Idaho State	2	Northern Arizona	3	Texas A&I	3
Boston College	5	Illinois	3	Northern Colorado	2	Texas A&M	6
Boston University	2	Indiana	3	Northern Illinois	2	Texas Christian	8
Bowling Green	2	Indiana (Pa.)	1	Northwestern	4	Texas El-Paso	1
Brigham Young	6	Iowa	9	Northwestern (La.) State	2	Texas Southern	5
C.W. Post	1	Iowa State	4	Northwestern Louisiana	2	Texas Tech	8
Cal State Long Beach	1	Itawamba J.C.	1	Notre Dame	14	Texas - Arlington	1
Cal State - Fullerton	4	Jackson State	5	Ohio	1	Texas - El Paso	3
California	5	Jacksonville State (Ala.)	2	Ohio State	7	Thiel College	1
California Lutheran	1	Kansas	14	Ohio Wesleyan	1	Toledo	2
Cameron	1	Kansas State	10	Oklahoma	9	Trinity	1
Carson Newman	1	Kent State	1	Oklahoma State	4	Tulane	2
Central Arkansas	1	Kentucky	4	Oregon	7	Tulsa	4
Central Florida	1	Knoxville	1	Oregon State	8	U.S. International	1
Central Oklahoma	1	Linfield	1	Pacific	1	UCLA	16
Central State (Ohio)	1	Louisiana State	15	Pacific Lutheran	1	UNLV	3
Chico State	1	Louisiana - Monroe	1	Paul Quinn	1	Utah	3
Cincinnati	6	Louisville	1	Penn State	11	Utah State	6
Clark	1	Marshall	3	Pennsylvania	1	Vanderbilt	1
Clemson	6	Maryland	5	Pittsburgh	9	Virginia	4
Colgate	2	Memphis	1	Pittsburg State	1	Wake Forest	5
Colorado	8	Memphis State	4	Portland State	1	Washington	9
Concordia (Minn.)	1	Miami (Fla.)	12	Prairie View	8	Washington State	4
Cornell	1	Michigan	12	Purdue	8	Weber State	1
Culver-Stockton	1	Michigan State	9	Rutgers	3	West Chester	2
Dartmouth	1	Mid-America Nazarene	1	SW Missouri State	1	West Georgia	1
Dayton	1	Middle Tennessee	1	Sam Houston	1	West Texas State	2
Delaware	1	Milton	1	Sam Houston State	1	West Virginia	4
Delaware State	1	Minnesota	5	San Diego State	4	Western Carolina	1
Drake	1	Minnesota-Duluth	1	San Fernando Valley	1	Western Illinois	1
Duke	2	Mississippi Delta J.C.	1	San Francisco	1	William & Mary	1
East Stroudsburg State	1	Mississippi State	4	San Jose State	11	William Jewell	1
East Texas State	2	Mississippi Valley State	2	Santa Clara	2	William Penn	1
Eastern Carolina	2	Missouri	12	South Carolina	2	Winston-Salem State	1
Eastern Illinois	1	Missouri Valley College	1	South Carolina State	2	Wisconsin	2
Eastern Kentucky	3	Montana State	1	Southeast Louisiana	1	Wisconsin-La Crosse	1
Eastern Michigan	2	Morehead State	1	Southern	1	Yale	2
Elizabeth City State	2	Morgan State	2	Southern (La.)	4	Youngstown State	1
Emporia State	2	Morris Brown	2	Southern California	9		
Florida	6	Murray State	1				

SCHOOLS PRODUCING MOST CHIEFS PLAYERS

16	UCLA	7	Alabama, Arizona, North Carolina, Ohio State, Oregon, Stanford
15	Louisiana State		
14	Kansas, Notre Dame, Texas	6	Brigham Young, Clemson, Florida, Houston, Texas A&M, Utah State
12	Auburn, Miami (Fla.), Michigan, Missouri, Nebraska, Southern Methodist	5	Boston College, California, Jackson State, Maryland, Minnesota, Southern Mississippi, Texas Southern, Wake Forest
11	Arizona State, Grambling, Penn State, San Jose State		
10	Baylor, Kansas State, Tennessee State		
9	Iowa, Michigan State, Oklahoma, Pittsburgh, Southern California, Washington	4	16 schools
8	Colorado, Florida State, Oregon State, Prairie View, Purdue, Texas Christian, Texas Tech	3	21 schools
		2	39 schools
		1	97 schools

ALL-TIME DRAFTS

Backface Indicates an Eventual Regular Starter

2001

- Choice to St. Louis in exchange for QB Trent Green and a fifth-round pick in 2001.
 - Choice to St. Louis as compensation for Dick Vermeil.
 - Eric Downing, DT, Syracuse
 - Marvin Minnis, WR, Florida State
 - Monty Beisel, DE, Kansas State
 - George Layne, FB, TCU
 - Billy Baber, TE, Virginia
 - Derrick Blaylock, RB, Stephen F. Austin
 - Alex Sulfsted, G, Miami (Ohio)
 - Shaunard Harts, S, Boise State
 - Terdell Sands, DT, Tennessee - Chattanooga
- Sent second-round pick (42nd overall) to St. Louis in compensation for head coach Dick Vermeil. Obtained 3b (77th overall - used on Marvin Minnis) from Washington in compensation for Marty Schottenheimer. Obtained 4b (108th overall - used on George Layne) from Jacksonville in exchange for G Brenden Stai in 2000. Obtained 5b (150th overall - used on Derrick Blaylock) from St. Louis in Trent Green trade. Pick 7b (243rd overall - used on Terdell Sands) was a compensatory selection for free agent losses in 2000.

2000

- Sylvester Morris, WR, Jackson State
 - William Bartee, CB, Oklahoma
 - Greg Wesley, S, Arkansas - Pine Bluff
 - Frank Moreau, RB, Louisville
 - Dante Hall, RB/KR, Texas A&M
 - Pat Dennis, CB, Louisiana - Monroe
 - Darnell Alford, OT, Boston College
 - Desmond Kitchings, WR/KR, Furman
- Pick 5b (162nd overall - used on Dennis) was a compensatory selection from the NFL for '99 free agent losses. Obtained Miami's sixth-round pick (188th overall - used on Alford) in a '99 draft day trade. Traded original sixth-round pick (189th overall) to St. Louis for TE Mitch Jacoby in '99. Obtained New Orleans' seventh-round draft choice (208th overall - used on Kitchings) as compensation for defensive backs coach Ron Zook, while New Orleans obtained Kansas City's original seventh-round selection (228th overall).

1999

- John Tait, OT, BYU
 - Mike Cloud, RB, Boston College
 - Gary Stills, LB, West Virginia
 - Larry Atkins, S, UCLA
 - Larry Parker, WR, USC
 - Choice to Chicago in '98 RB Bam Morris trade.
 - Choice to Tampa Bay in '98 S Melvin Johnson trade.
 - Eric King, G/L/S, Richmond
- Obtained Miami's second-round pick (54th overall used on Cloud), a third-round pick (84th overall used on Atkins) and a sixth-round pick in '00 in exchange for the Chiefs second-round pick (43rd overall) in '99.

1998

- Victor Riley, OT, Auburn
 - Choice to Oakland in compensation for restricted free agent DT Chester McGlockton.
 - Rashaan Shehee, RB, Washington
 - Greg Favors, LB, Mississippi State
 - Robert Williams, CB, North Carolina
 - Choice to Green Bay in '97 LB Wayne Simmons trade.
 - Derrick Ransom, DT, Cincinnati
 - Eric Warfield, CB, Nebraska
 - Ernest Blackwell, FB, Missouri
- Obtained Chicago's fifth-round pick (128th overall used on Williams) for WR Chris Penn in '97 trade. Traded original fifth-round pick (150th overall) to Green Bay for LB Wayne

Simmons in '97. Pick 7b was a compensatory selection from the NFL for '97 free agent losses.

1997

- Tony Gonzalez, TE, California
 - Kevin Lockett, WR, Kansas State
 - Choice to Houston in first-round trade.
 - Pat Barnes, QB, California
 - Choice to Miami in '96 K Pete Stoyanovich trade.
 - June Henley, RB, Kansas
 - Isaac Byrd, WR, Kansas
 - Traded to Pittsburgh for DT Brentson Buckner
 - Nate Parks, OT, Stanford
- Obtained Houston's first-round pick (13th overall used on Gonzalez) and fourth-round pick (110th overall used on Barnes) in exchange for the Chiefs first-round pick (18th overall), fourth-round pick (116th overall) as well as the Chiefs picks in the third (81st overall) and sixth rounds (181st overall). Chiefs sixth-round selection (195th overall used on Byrd) was a compensatory selection from the NFL for '96 free agent losses.

1996

- Jerome Woods, DB, Memphis
 - Reggie Tongue, DB, Oregon State
 - John Browning, DE, West Virginia
 - Donnie Edwards, LB, UCLA
 - Joe Horn, WR, Itawamba J.C.
 - Dietrich Jelis, WR, Pittsburgh
 - Ben Lynch, C, California
 - Jeff Smith, C, Tennessee
 - Darrell Williams, DB/KR, Tennessee St.
- Obtained a fourth-round selection (98th overall used on Edwards) and a seventh-round selection in '97 from Miami in exchange for the Chiefs two fourth-round draft picks (113th overall) and (125th overall). Obtained a fifth-round selection (135th overall used on Horn) from Arizona in exchange for the Chiefs two fifth-round picks (161st overall) and (162nd overall). Pick 7c was a compensatory selection from the NFL for '95 free agent losses.

1995

- Trezelle Jenkins, T, Michigan
 - Choice to Philadelphia along with a sixth-round pick in '96 in exchange for WR Victor Bailey and a fourth-round pick in '95.
 - Tamarick Vanover, WR, Florida State
 - Troy Dumas, LB, Nebraska
 - Choice to San Francisco in '93 QB Steve Bono trade.
 - Steve Stenstrom, QB, Stanford
 - Mike Pelton, DT, Auburn
 - Jerrold Willard, LB, California
 - Bryan Proby, DT, Arizona State
 - Tom Barndt, DT/C, Pittsburgh
 - Choice to Tampa Bay in '93 Darren Anderson trade.
- Obtained 3b, a fourth-round pick (used on Stenstrom) and a fourth-round pick in '96 from Jacksonville in exchange for trading first-round draft position in '95. The fourth-round pick obtained from Philadelphia in second-round Victor Bailey trade was subsequently traded to New England for their highest third-round selection in '96. The sixth-round pick obtained from Jacksonville in first-round trade was subsequently traded to Carolina for their highest sixth-round pick in '96.

1994

- Greg Hill, RB, Texas A&M
- Donnell Bennett, RB, Miami (Fla.)
- Lake Dawson, WR, Notre Dame
- Chris Penn, WR, Tulsa
- Bracy Walker, S, North Carolina

- 5a James Burton, CB, Fresno State
 - 5b Rob Waldrop, DT, Arizona
 - 6 Anthony Daigle, RB, Fresno State
 - 7a Steve Matthews, QB, Memphis State
 - 7b Tracy Greene, TE, Grambling
- Obtained 3a from San Francisco with Joe Montana and David Whitmore for the Chiefs first-round pick in '93. Obtained 5a from Minnesota for Barry Word in '93. Obtained 7a from L.A. Rams for Chris Martin in '93.

1993

- 1 Traded to San Francisco for QB Joe Montana, S David Whitmore and a third-round pick in '94.
- 2 Used in '92 supplemental draft to select DE Darren Mickell from Florida.
- 3 **Will Shields, G, Nebraska**
- 4 Jaime Fields, LB, Washington
- 5 Lindsay Knapp, G/T, Notre Dame
- 6 Darius Turner, RB, Washington
- 7 Danan Hughes, WR, Iowa
- 8 Traded to Phoenix for Jay Taylor.

1992

- 1 **Dale Carter, DB/KR, Tennessee**
- 2 Matt Blundin, QB, Virginia
- 3 Choice to Dallas in second-round trade.
- 4 Mike Evans, DT, Michigan
- 5 Traded to Tampa Bay for LB Ervin Handle in '91.
- 6 Tony Smith, WR, Notre Dame
- 7 Erick Anderson, LB, Michigan
- 8 Jim Jennings, G/C, San Diego State
- 9 Jay Leeuwenburg, C, Colorado
- 10 Jerry Ostroski, G, Tulsa
- 11 Doug Rigby, DE, Wyoming
- 12 Corey Williams, DB, Oklahoma State

1991

- 1 Harvey Williams, RB, Louisiana State
- 2 Joe Valerio, T, Pennsylvania
- 3 **Tim Barnett, WR, Jackson State**
- 4 Choice to Dallas in '89 QB Steve Pelluer trade.
- 5 **Charles Mincy, DB, Washington**
- 6 Darrell Malone, DB, Jacksonville State
- 7 Bernard Ellison, CB, Nevada
- 8 Tom Dohring, T, Michigan
- 9 Robbie Keen, P/K, California
- 10 Eric Ramsey, DB, Auburn
- 11 Bobby Olive, WR, Ohio State
- 12 Ron Shipley, G/T, New Mexico

1990

- 1 **Percy Snow, LB, Michigan State**
 - 2 **Tim Grunhard, C, Notre Dame**
 - 3 Choice to Dallas in '89 QB Steve Pelluer trade.
 - 4 Fred Jones, WR, Grambling
 - 5a **Derrick Graham, T, Appalachian State**
 - 5b Ken Hackemack, DT, Texas
 - 6 Tom Sims, DT, Pittsburgh
 - 7 **David Szott, G, Penn State**
 - 8 Choice to Buffalo in '88 DE Art Still trade.
 - 9 Michael Owens, RB, Syracuse
 - 10 Craig Hudson, LB, Wisconsin
 - 11 Ernest Thompson, RB, Georgia Southern
 - 12 Tony Jeffery, WR, San Jose State
- Obtained 5b from Buffalo in '88 DE Art Still trade.

1989

- 1 **Derrick Thomas, LB, Alabama**
- 2 Mike Elkins, QB, Wake Forest
- 3 Naz Worthen, WR, North Carolina State
- 4 Stan Petry, CB, TCU
- 5 Choice to Cleveland for LB Mike Junkin.
- 6 **Robb Thomas, WR, Oregon State**
- 7 Ron Sancho, LB, Louisiana State
- 8a Bryan Tobey, RB, Grambling

- 8b Todd McNair, RB, Temple
 - 9 Jack Phillips, S, Alcorn State
 - 10 Rob McGovern, LB, Holy Cross
 - 11 Marcus Turner, CB, UCLA
 - 12 **Bill Jones, RB, Southwest Texas State**
- Obtained 8b from Buffalo in '88 DE Art Still trade.

1988

- 1 **Neil Smith, DE, Nebraska**
- 2 Choice to Detroit in first-round trade.
- 3 **Kevin Porter, DE, Auburn**
- 4 J.R. Ambrose, WR, Mississippi
- 5 Traded to New Orleans for LB Jack Del Rio in '87.
- 6 James Saxon, RB, San Jose State
- 7 Troy Stedman, LB, Washburn
- 8 **Alfredo Roberts, TE, Miami (Fla.)**
- 9 Azizuddin Abdur-Ra'ooof, WR, Maryland
- 10 Kenny Gamble, RB, Colgate
- 11 Danny McManus, QB, Florida State
- 12 Traded to Buffalo for Charles Romes in '87.

1987

- 1 **Paul Palmer, RB, Temple**
- 2 **Christian Okoye, RB, Azusa Pacific**
- 3 Todd Howard, LB, Texas A&M
- 4 Choice to Houston in second-round trade.
- 5 Kitrick Taylor, WR/KR, Washington State
- 6 Choice to Houston in '86 RB Larry Monarity trade.
- 7 Doug Hudson, QB, Nicholls State
- 8 Michael Clemons, RB/KR, William & Mary
- 9 Randy Watts, DE, Catawba
- 10 James Evans, RB, Southern Univ.
- 11 Craig Richardson, WR/KR, Eastern Washington
- 12 Bruce Holmes, LB, Minnesota

1986

- 1 Brian Jozwiak, T, West Virginia
- 2 **Dino Hackett, LB, Appalachian State**
- 3 **Leonard Griffin, DE, Grambling**
- 4a **Tom Baugh, C, Southern Illinois**
- 4b Chas Fox, WR, Furman
- 5 Choice to San Diego in '83 C Bob Rush trade.
- 6a Kent Hagood, RB, South Carolina
- 6b Choice to Washington for C Rick Donnalley.
- 7 Choice to Cleveland for RB Boyce Green.
- 8 **Lewis Colbert, P, Auburn**
- 9 Gary Baldinger, NT/DE, Wake Forest
- 10 Isaac Reardon, NT, Hampton Institute
- 11 **Aaron Pearson, LB, Mississippi State**
- 12 Traded to Buffalo in 8th-round transaction

1985

- 1 Ethan Horton, RB, North Carolina
 - 2 **Jonathan Hayes, TE, Iowa**
 - 4 **Bob Olderman, G, Virginia**
 - 5 **Bruce King, RB, Purdue**
 - 6 John Bostic, CB, Bethune-Cookman
 - 7a Vincent Thomson, DE, Missouri Western
 - 7c Choice to Washington for undisclosed '86 choice.
 - 8 Ira Hillary, WR, Southern California
 - 9 Mike Armentrout, S, Southwest Missouri
 - 10 Jeff Smith, RB, Nebraska
 - 11 Chris Jackson, C, Southern Methodist
 - 12 Harper LeBel, C, Colorado State
- Choices 5b and 6b sent to Houston in DE Bob Hamm trade.

1984

- 1a **Bill Maas, NT, Pittsburgh**
- 1b **John Alt, T, Iowa**
- 2 **Scott Radevic, LB, Penn State**
- 3 **Herman Heard, RB, Southern Colorado**
- 4 Mark Robinson, S, Penn State
- 5a Eric Holle, DE, Texas
- 5b Jeff Paine, LB, Texas A&M
- 6 Rufus Stevens, WR, Grambling

- 7 Kevin Ross, CB, Temple
- 8 Randy Clark, S, Florida
- 9a Scott Auer, G/T, Michigan State
- 9b Dave Hestera, TE, Colorado
- 10 Al Wenglikowski, LB, Pittsburgh
- 11 Bobby Johnson, RB, San Jose State
- 12 Mark Lang, LB, Texas

1983

- 1 Todd Blackledge, QB, Penn State
- 2 David Lutz, T, Georgia Tech
- 3 Albert Lewis, CB, Grambling
- 4 Ron Wetzel, TE, Arizona State
- 5 Jim Arnold, P, Vanderbilt
- 6 Ellis Gardner, T, Georgia Tech
- 7a Ken Thomas, RB, San Jose State
- 7b Daryl Posey, RB, Mississippi College
- 8 Irv Eatman, T, UCLA
- 9 Adam Lingner, C, Illinois
- 10 Mark Shumate, NT, Wisconsin
- 11 Dwayne Jackson, DE, South Carolina State College
- 12 Kenny Jones, T, Tennessee

1982

- 1 Anthony Hancock, WR, Tennessee
- 2 Calvin Daniels, LB, North Carolina
- 3 Choice to St. Louis for exchange of first-round positions.
- 4a Louis Haynes, LB, North Texas State
- 4b Stuart Sheridan, LB, Virginia
- 5 Del Thompson, RB, Texas-El Paso
- 6 Durwood Roquemore, S, Texas A&I
- 7 Greg Smith, NT, Kansas
- 8 Case deBruijn, WR, Miami (Fla.)
- 9 Lyndie Byford, T, Oklahoma
- 10 Larry Brodsky, WR, Miami (Fla.)
- 11 Bob Carter, CB, Arizona
- 12 Mike Miller, S, SW Texas State

1981

- 1 Willie Scott, TE, South Carolina
- 2 Joe Delaney, RB, NW Louisiana
- 3a Marvin Harvey, TE, Southern Mississippi
- 3b Roger Taylor, T, Oklahoma State
- 3c Lloyd Burruss, DB, Maryland
- 4 Ron Washington, WR, Arizona State
- 5 Todd Thomas, T/C, North Dakota
- 6 Dock Luckie, NT, Florida
- 7 Billy Jackson, RB, Alabama
- 8 David Dom, WR, Rutgers
- 9 Tony Vereen DB, SE Louisiana
- 10 Les Studdard, G, Texas
- 11 Frank Case, DE, Penn State
- 12 Bob Gagliano, QB, Utah State

1980

- 1 Brad Budde, G, USC
- 2 Choice to Houston for QB Steve Fuller
- 3 James Hadnot, RB, Texas Tech
- 4 Dave Klug, LB, Concordia
- 5a Carlos Carson WR, Louisiana State
- 5b Dan Pensick, DE, Nebraska
- 5c Choice to Detroit for C Larry Teary
- 6a Bubba Garcia, WR, Texas-El Paso
- 6b Larry Heater, RB, Arizona
- 7 Choice to L.A. Rams with TE Walter White for '80 6b choice and '81 third-round choice.
- 8 Sam Stepney, LB, Boston University
- 9 Tom Donovan, WR, Penn State
- 10 Rob Martinovich, T, Notre Dame
- 11 Dale Markham, NT, North Dakota
- 12 Mike Brewington, LB, East Carolina

1979

- 1a Mike Bell, DE, Colorado State
- 1b Steve Fuller, QB, Clemson

- 2 Choice to Houston for Steve Fuller.
- 3 Choice to L.A. Rams for Stan Johnson.
- 4 Frank Manumaleuga, LB, San Jose State
- 5 Earl Grant, RB, Missouri
- 6 Robert Gaines, WR, Washington
- 7 Ken Kremer, DE, Ball State
- 8a Mike Williams, RB, New Mexico
- 8b Robert Brewer, G, Temple
- 9a James Folston, TE, Clemson
- 9b Joe Robinson, T, Ohio State
- 10a Michael DuPree, LB, Florida
- 10b Gerald Jackson, S, Mississippi State
- 10c Larry Willis, WR, Alcorn State
- 11 Stan Rome, WR, Clemson
- 12 Michael Forrest, RB, Arkansas

1978

- 1 Art Still, DE, Kentucky
- 2 Sylvester Hicks, DT/DE, Tennessee
- 3 Gary Spani, LB, Kansas State
- 4a Danny Johnson, LB, Tennessee State
- 4b Pete Woods, QB, Missouri
- 5a Jerrold McRae, WR, Tennessee State
- 5b Dwight Carey, DT, Texas-Arlington
- 5c Robert Woods, WR/KR, Grambling
- 6 Choice to Chicago with 5d choice for 4b choice.
- 7a Ricky Odum, DB, Southern California
- 7b Bill Kellar, WR, Stanford
- 8 John Henry White, RB, Louisiana Tech
- 9 Larry Brown, T, Miami (Fla.)
- 10 Earl Bryant, DE/DT, Jackson State
- 11 Ray Milo, S, New Mexico State
- 12 Willie Brock, C, Colorado

1977

- 1 Gary Green, CB, Baylor
- 2 Tony Reed, RB, Colorado
- 3 Thomas Howard, LB, Texas Tech
- 4a Mark Bailey, RB, Cal State Long Beach
- 4b Tony Samuels, TE, Bethune-Cookman
- 4c Darius Helton, G, North Carolina Central
- 4d Eric Harris, DB, Memphis State
- 5 Choice to Pittsburgh for RB Tommy Reamon.
- 6a Rick Burleson, DE, Texas
- 6b Andre Herrera, RB, Southern Illinois
- 7 Chris Golub, S, Kansas
- 8a Ron Olsonoski, LB, College of St. Thomas
- 8b Waddell Smith, WR, Kansas
- 9a Derrick Glanton, DE, Bishop
- 9b Dave Green T, New Mexico
- 10 Mark Vitali, QB, Purdue
- 11 Maurice Mitchell, WR, Northern Michigan
- 12 Raymond Burks, LB, UCLA

1976

- 1 Rod Walters, G, Iowa
- 2 Cliff Frazier, DT, UCLA
- 3a Keith Simons, DT, Minnesota
- 3b Choice to Green Bay for MacArthur Lane
- 3c Gary Barbaro, S, Nicholls State
- 3d Henry Marshall, WR, Missouri
- 4 Choice to Cincinnati for LB Ken Avery.
- 5a Willie Lee, DT, Bethune-Cookman
- 5b Jimbo Elrod, LB, Oklahoma
- 6a Steve Taylor, CB, Kansas
- 6b Bob Gregolonas, LB, Northern Illinois
- 6c Calvin Harper, T, Illinois State
- 7 Rod Wellington, RB, Iowa
- 8 Orrin Olsen, C, Brigham Young
- 9 Tim Collier, CB, East Texas State
- 10 Whitney Paul, DE, Colorado
- 11 Bob Squires, TE, Hastings
- 12 Harold Porter, WR, SW Louisiana
- 13 Joe Bruner, QB, NE Louisiana
- 14 Rick Thurman, T, Texas
- 15 Dave Rozumek, LB, New Hampshire

- 16 Dennis Anderson, DB/P, Arizona
- 17 Pat McNeil, RB, Baylor

1975

- 1 Choice to Houston for DE John Matuszak.
- 2 Elmore Stephens, TE, Kentucky
- 3 Cornelius Walker, DT, Rice
- 4 Choice to Denver for LB Tom Graham.
- 5 Choice to Los Angeles for T Jim Nicholson.
- 6a Morris LaGrand, RB, Tampa
- 6b Dave Wasick, DE, San Jose State
- 7 Choice to Houston for RB Bill Thomas.
- 8a Choice to Pittsburgh for WR Barry Pearson.
- 8b Wayne Hoffman, T, Oklahoma
- 9 Choice to Cleveland for DE Bob Briggs.
- 10 Choice to Denver for T Tom Drougas.
- 11 Dale Hegland, G, Minnesota
- 12 James Rackley, RB, Florida A&M
- 13 John Snider, LB, Stanford
- 14 Gene Moshler, G, Vanderbilt
- 15 Choice to Pittsburgh for DT Tom Keating.
- 16 Mark Petersen, DE, Illinois
- 17 Mike Bulino, S, Pittsburgh

1974

- 1 **Woody Green, RB, Arizona State**
- 2 **Charlie Getty, T, Penn State**
- 3 Dave Jaynes, QB, Kansas
- 4 **Matt Herkenhoff, T, Minnesota**
- 5 Choice to N.Y. Giants for G/T Wayne Walton.
- 6 Jay Washington, RB, Clemson
- 7 LaRoy Hegge, DE, South Dakota (Springfield)
- 8 Choice to N.Y. Jets for DE Gerry Philbin
- 9 J.J. Jennings, RB, Rutgers.
- 10 **Tom Condon, G, Boston College**
- 11 Bob Thornbladh, RB, Michigan
- 12 Carl Brown, WR, West Texas State
- 13 Norm Romagnoli, LB, Kentucky State
- 14 Frank Pomañico, G, Notre Dame
- 15 Lem Burnham, LB, U.S. International
- 16 Barry Beers, G, William & Mary
- 17 Dave Langner, KR, Auburn

1973

- 1 Choice to Chicago for DT George Seals.
- 2a Gary Bulter, TE, Rice
- 2b Choice to Los Angeles for RB Willie Ellison.
- 3 Paul Krause, T/G, Central Michigan
- 4a John Lohmeyer, DE, Emporia State
- 4b Choice to Los Angeles for QB Pete Beathard.
- 5 Fred Grambau, DE, Michigan
- 6 Doug Jones, DB, San Fernando Valley State
- 7 Donn Smith, C, Purdue
- 8 Al Palewicz, LB, Miami (Fla.)
- 9 Bill Story, G, Southern Illinois
- 10 Willie Osley, CB, Illinois
- 11 Choice nullified.
- 12 Tom Ramsey, DT, Northern Arizona
- 13 Paul Metallio, CB, Massachusetts
- 14 Albert White, WR, Fort Valley State
- 15 Choice to Buffalo for previous considerations.
- 16 Wilbur Grooms, LB, Tampa
- 17 Clayton Korver, DE/TE, Southern Methodist

1972

- 1 **Jeff Kinney, RB, Nebraska**
- 2 Choice to New England for previous considerations.
- 3 Choice to Houston for TE Willie Frazier
- 4a Andy Hamilton, WR, Louisiana State
- 4b Choice to New Orleans for Charles Williams.
- 5 Milton Davis, DE/LB, Texas-Arlington
- 6 John Kahler, DT, Long Beach State
- 7 Dean Carlson, QB, Iowa State
- 8 Scott Mahoney, G, Colorado
- 9 Dave Taylor, T, Weber State
- 10 Richard Ruppert, T, Hawaii

- 11 Elbert Walker, T, Wisconsin
- 12 Mike Williams, DT, Oregon
- 13 Tyler Hellams, DB, South Carolina
- 14 Dave Chaney, LB, San Jose State
- 15 Larry Marshall, DB, Maryland
- 16 Bob Johnson, DE, Hanover
- 17 Ted Washington, LB, Mississippi Valley

1971

- 1 **Elmo Wright, WR, Houston**
- 2a **Wilbur Young, DT, William Penn**
- 2b Scott Lewis, DE, Grambling
- 3 Choice to Cleveland for DE Marvin Upshaw.
- 4 David Robinson, TE, Jacksonville State
- 5 Mike Adamle, RB, Northwestern
- 6 **Kerry Reardon, CB, Iowa**
- 7 Choice to New Orleans for Jim Otis.
- 8a **Mike Sensibaugh, S, Ohio State**
- 8b Rick Telandier, S, Northwestern
- 9 Alvin Hawes, T, Minnesota
- 10 Bruce Jankowski, WR, Ohio State
- 11 Nate Allen, CB, Texas Southern
- 12 Tony Esposito, RB, Pittsburgh
- 13 Chuck Hixson, QB, Southern Methodist
- 14 Bruce Bergey, TE, UCLA
- 15 Mike Montgomery, CB/S, SW Texas State
- 16 Darrell Jansonius, G, Iowa State

1970

- 1 Sid Smith, T, Southern California
- 2 Clyde Werner, LB, Washington
- 3a Billy Bob Barnett, DE, Texas A&M
- 3b David Hadley, CB, Alcorn A&M
- 4 Choice to Cincinnati for Warren McVea.
- 5 Mike Oriard, C, Notre Dame
- 6 Robert Hews, DT/DE, Princeton
- 7 Clyde Glosson, WR, Texas-El Paso
- 8 Fred Barry, CB, Boston University
- 9 Charley Evans, TE, Texas Tech
- 10 Bob Stankovich, G, Arkansas
- 11 Bill O'Neal, RB, Grambling
- 12 Rodney Fedorchak, G, Pittsburgh
- 13 Troy Pairidge, DE, Texas-Arlington
- 14 Glenn Dumoni, RB, American International
- 15 Bob Liggett, DT, Nebraska
- 16 Randy Ross, LB, Kansas State
- 17 Rayford Jenkins, S, Alcorn A&M

1969

- 1 **Jim Marsalis, CB, Tennessee State**
- 2 **Ed Podolak, RB, Iowa**
- 3 **Morris Stroud, TE, Clark (Ga.)**
- 4 **Jack Rudney, C, Northwestern**
- 5 Bob Stein, LB, Minnesota
- 6 John Pleasant, RB, Alabama State
- 7 Tom Nettles, WR, San Diego State
- 8a Clanton King, T, Purdue
- 8b Maurice LeBlanc, RB, Louisiana State
- 9 Dan Klepper, G, Nebraska-Omaha
- 10 John Sponheimer, DE, Cornell
- 11 Skip Wupper, TE, C.W. Post
- 12 John Lavin, LB, Notre Dame
- 13 Rick Piland, G, Virginia Tech
- 14 Al Bream, CB, Iowa
- 15 Leland Wilson, T, Rice
- 16 Uriel Johnson, CB, Prairie View
- 17 Ralph Jenkins, CB, Tuskegee

1968

- 1a **Maurice (Mo) Moorman, G, Texas A&M**
- 1b **George Daney, G, Texas-El Paso**
- 2 **Mike Livingston, QB, Southern Methodist**
- 3 Choice to Denver for DT Curley Culp.
- 4 Mickey McCarty, TE, Texas Christian
- 5 Choice to Buffalo for G Remi Proudhomme.
- 6 Choice to Cincinnati in expansion draft.

- 7 Sam Grezaffi, DB, Louisiana State
- 8 Lindon Endsley, DE, North Texas State
- 9 Mac McClure, LB, Mississippi
- 10 Jack Gehrke, QB, Utah
- 11 Tom Mosewicz, DE, Tulane
- 12 Bobby Johns, DB, Alabama
- 13 Jim Kavanagh, WR, Boston College
- 14 **Robert Holmes, RB, Southern**
- 15 Bill Chambless, C, Miami (Fla.)
- 16 Pat Talburt, T, SW Missouri State
- 17 Wesley Williams, RB, Texas Southern

1967

- 1 Gene Trosch, DT, Miami
- 2a **Jim Lynch, LB, Notre Dame**
- 2b **Willie Lanier, LB, Morgan State**
- 3 **Billy Masters, TE, Louisiana State**
- 4 Ron Zememann, G, East Texas State
- 5 Choice to Buffalo for previous considerations.
- 6 Noland Smith, KR/WR, Tennessee State
- 7 Richard Erickson, G, Stout State
- 8 Thomas Altmeier, T, Luther
- 9 Ed Pope, DT, Jackson State
- 10 Choice to Houston for Wayne Frazier.
- 11 William Braswell, G, Auburn
- 12a Richard Kolowski, G, Wake Forest
- 12b Kent Lashley, WR, Oklahoma State
- 13 Lenwood Simmons, RB, Edward Waters
- 14 John Bishop, G, Delta State
- 15 Denny Capponi, HB, Xavier
- 16 Charlie Noggle, QB, North Carolina State
- 17 David Latin, TE, Texas Western

1966

(Italics Indicates Chiefs Signee)

- 1 **Aaron Brown, DE, Minnesota**
- 2 *Francis Peay, T, Missouri*
- 3 Walt Barnes, T, Nebraska
- 4 *Elijah Gipson, HB, Bethune-Cookman*
- 5 Doug Van Horn, G, Ohio State
- 6 John Osmond, C, Tulsa
- 7 Charles Gogolak, K, Princeton
- 8 *Fletcher Smith, DB, South Carolina State*
- 9 Dick Smith, DB, Northwestern
- 10 *Fred Dawson, DB, South Carolina State*
- 11 *Willie Ray Smith, WR, Kansas*
- 12 Bill Bonds, DB, McMurry
- 13 *Wayne Walker, K, NW Louisiana*
- 14 Charles Harraway, RB, San Jose State
- 15 Bruce Van Dyke, G, Missouri
- 16 Tom Barington, RB, Ohio State
- 17 Walt Garrison, RB, Oklahoma State
- 18 Hal Seymour, DB, Florida
- 19 Bob Dunlevy, E, West Virginia
- 20 **Mike Garrett, RB, Southern California**

1966 FUTURES

- 1 George Youngblood, DB, Cal State Los Angeles
- 2 Robert Tickens, T, Nebraska
- 3 **Jan Stenerud, K, Montana State**
- 4 Dan Berry, HB, California
- 5 Lynn Senkball, LB, Nebraska
- 6 Dick Reding, DB, NW Louisiana
- 7 Bill Ogle, T, Stanford
- 8 *Mel Myricks, DB, Washburn*

1965

- 1 Gale Sayers, RB, Kansas
- 2a (from Buffalo) Jack Chapple, G, Stanford
- 2b *Ron Caveness, LB, Arkansas*
- 3 Mike Curtis, LB, Duke
- 4a (from Buffalo) **Otis Taylor, WR, Prairie View**
- 4b **Frank Pitts, WR, Southern**
- 5 Smith Reed, HB, Alcorn A&M
- 6 *Mickey Sulton, DB, Auburn*
- 7 **Gloster Richardson, WR, Jackson State**

- 8 *Danny Thomas, QB/K, Southern Methodist*
- 9 Joe Carne, C, Northwestern
- 10 **Bob Howard, DB, Stanford**
- 11 *Al Piriano, T, Wisconsin*
- 12 *Mike Cox, LB, Iowa State*
- 13 *Robert Bonds, DB, San Jose State*
- 14 *Fred Dotson, DB, Wiley*
- 15 Dave Powless, G, Illinois
- 16 Stan Irvine, T, Colorado
- 17 Don Croftcheck, LB, Indiana
- 18 Jerry Smith, TE, Arizona State
- 19 Mike Alford, C, Auburn
- 20 Bill Symons, HB, Colorado

1965 FUTURES

- 1 *Alphonse Dotson, DT, Grambling*
- 2 Frank Cornish, DT, Grambling
- 3 Henry Carr, WR, Arizona State
- 4 Steve Cox, T, South Carolina
- 5 John Thomas, E, Southern California
- 6 John Wilbur, G, Stanford
- 7 Bill Moore, HB, Mississippi State
- 8 Roosevelt Eilerbe, DB, Iowa State

1964

- 1 *Pete Beathard, QB, Southern California*
- 2 Billy Martin, E, Georgia Tech
- 3 Ken Kortas, T, Louisville
- 4 **Ed Lothamer, T, Michigan State**
- 5 Choice to Buffalo.
- 6a (from Buffalo) Duke Carlisle, DB, Texas
- 6b Joe Don Looney, RB, Oklahoma
- 7 John Simon, E, Notre Dame
- 8 Hal Bledsole, WR, Southern California
- 9 Tony DiMidio, T, West Chester State
- 10 Clay Stephens, E, Notre Dame
- 11 Tommy Crutcher, LB, Texas Christian
- 12 Jake Adams, E, Virginia Tech
- 13a (from Houston) Orville Hudson, C, East Texas State.
- 13b Jay Wilkinson, HB, Duke

1964 FUTURES

- 1 Paul Costa, HB, Notre Dame
- 2 Jim Snowden, HB, Notre Dame
- 3 Roger Staubach, QB, Navy
- 4 Jack Peterson, T, Omaha
- 5 Jerry Knoll, T, Washington
- 6 *Jerry Lamb, E, Arkansas*
- 7a (from Denver) Bob Hohn, HB, Nebraska
- 7b Sandy Sands, E, Texas
- 8 Bob Burrows, T, East Texas State
- 9 Dick Evers, T, Colorado State
- 10 *Bud Abell, E, Missouri*
- 11 Robert Young, T, Howard Payne
- 12 Jerry McClurg, T, Colorado
- 13 Phil Zera, HB, St. Joseph's

1963

- 1a (from Oakland) **Buck Buchanan, DT, Grambling**
- 1b **Ed Budde, G, Michigan State**
- 2 Walter Rock, T, Maryland
- 3 Don Brumm, T, Purdue
- 4 Daryl Sanders, G, Ohio State
- 5 John Campbell, E, Minnesota
- 6 Choice to Buffalo
- 7 **Bobby Bell, LB, Minnesota**
- 8 John Sklopan, HB, Southern Mississippi
- 9 Jan Barrett, E, Fresno State
- 10 *Curt Farrier, T, Montana State*
- 11a (from Oakland) Ron Goodwin, HB, Baylor
- 11b **Jerrel Wilson, P, Southern Mississippi**
- 12 Choice to New York
- 13 Choice to Houston
- 14a (from Oakland) *Stone Johnson, HB, Grambling*
- 14b **Preacher Pilot, HB, New Mexico State*
- 15 *Joë Auer, HB, Georgia Tech*

- 16 Mel Profit, E, UCLA
- 17 Billy Moore, QB, Arkansas
- 18 *Bill Freeman, T, Southern Mississippi
- 19 Bruce Starling, HB, Florida
- 20 *Lowell Vaught, T, SW Louisiana
- 21 *Ernie Boghetti, T, Pittsburgh
- 22 *John Maczuzak, T, Pittsburgh
- 23 Bob Yaksick, HB, Rutgers
- 24 **Dave Hill, T, Auburn**
- 25 *John Hughes, LB, Southern Methodist

1962

- 1 Ronnie Bull, HB, Baylor
- 2 Bill Miller, E, Miami (Fla.)
- 3 Eddie Wilson, QB, Arizona
- 4a Charles Hinton, T, North Carolina College
- 4b Irv Goode, C, Kentucky
- 5a Bobby Plummer, T, Texas Christian
- 5b Bobby Ply, QB, Baylor
- 6 Al Hinton, T, Iowa
- 7 No choice
- 8 Larry Bowie, T, Purdue
- 9 Marshall Shirk, T, UCLA
- 10 James Saxton, HB, Texas
- 11 **Bobby Hunt, QB, Auburn**
- 12a Guy Reese, T, Southern Methodist
- 12b Bobby Lee Thompson, HB, Arizona
- 14 *Bookie Bolin, G, Mississippi
- 15 *Dave Graham, E, Virginia
- 16 Pettis Norman, E, Johnson C. Smith
- 17 **Tommy Brooker, E/K, Alabama**
- 18 Joe Carollo, T, Notre Dame
- 19 Lee Welch, HB, Mississippi
- 20 Mike Samcheski, G, Lehigh
- 21 *Kent Martin, T, Wake Forest
- 22 Jim Bernhardt, T, Linfield (Ore.)
- 23 Russ Foret, T, Georgia Tech
- 24 Pat Trammell, QB, Alabama
- 25 John Burrell, E, Rice
- 26 *Walt Rappold, QB, Duke

1961

- 1 **E.J. Holub, C, Texas Tech**
- 2 Bob Lilly, T, Texas Christian
- 3 **Jim Tyrer, T, Ohio State**
- 4 Claude Mooman, E, Duke
- 5 **Jerry Mays, DT, Southern Methodist**
- 6 Choice to Los Angeles
- 7 **Fred Arbanas, TE, Michigan State**
- 8 John O'Day, T, Miami
- 9 Dick Mills, T, Pittsburgh
- 10 Jerry Daniels, E, Mississippi
- 11 Marvin Tibbetts, HB, Georgia Tech
- 12 Paul Hynes, HB, Louisiana Tech
- 13 Glynn Gregory, HB, Southern Methodist
- 14 ***Curtis McClinton, RB, Kansas**
- 15 Roy Lee Flambo, G, Texas Christian
- 16 Aaron Thomas, E, Oregon State
- 17 Jarrell Williams, HB, Arkansas
- 18 Ron Hartline, RB, Oklahoma

- 19 Frank Jackson, HB, Arkansas
- 20 *Bob Lane, E, Baylor
- 21 *Dick Thornton, QB, Northwestern
- 22 *Ed Sharockman, HB, Pittsburgh
- 23 *Lou Zivkovich, T, New Mexico State
- 24 Pat Dye, G, Georgia
- 25 Pay Ramsey, QB, Adams State
- 26 **Danny House, HB, Davidson**
- 27 Bob Schloredt, QB, Washington
- 28 Bill Stine, G, Michigan
- 29 *Lonnie Caddell, RB, Rice
- 30 **Cedric Price, E, Kansas State**

1960

(First Selections)

Jack Atcheson, E, Western Illinois; George Boone, T, Kentucky; **Chris Burford, E, Stanford**; Earl Ray Butler, T, North Carolina; Gail Cogdill, E, Washington State; James Crotty, HB, Notre Dame; Gary Ferguson, T, Southern Methodist; Tom Glynn, C, Boston College; Gene Gossage, T, Northwestern; Jim Heineke, T, Wisconsin; William Jerry, T/G, South Carolina; John Kapele, T, Brigham Young; Louis Kelley, RB, New Mexico State; Gilmer Lewis, T/G, Oklahoma; John Malmborg, T/G, Knox College; Arvie Martin, C, Texas Christian; Don Meredith, QB, Southern Methodist; Tom Moore, HB, Vanderbilt; Ola Murchison, E, Pacific; Bob Nelson, C, Wisconsin; Jim Norton, E, Idaho; Warren Rabb, QB, Louisiana State; Howard Ringwood, HB, Brigham Young; **Johnny Robinson, HB, Louisiana State**; John Saunders, FB, Kentucky; Glenn Shaw, FB, Kentucky; Gordon Speer, HB, Rice; Jack Stone, G, Oregon; Marvin Terrell, G, Mississippi; Emery Turner, G, Purdue; Joe Vader, E, Kansas State; Carroll Zaruba, HB, Nebraska.

(Second Selections)

Grady Alderman, T/G, Detroit; Herman Alexander, T/G, Findlay (Ohio); Taz Anderson, HB, Georgia Tech; Jim Beaver, T/G, Florida; *Bill Beck, T/G, Gustavus Adolphus; Gary Campbell, HB, Whittier (Calif.); Vernon Cole, QB, North Texas State; Toby Deese, T/G, Georgia Tech; Carl Dumbaid, T/G, West Virginia; Charles Elizey, C, Southern Mississippi; Tom Gates, HB, San Bernardino (Calif.); Austin Gonsoulin, HB, Baylor; Clark Holden, HB, Southern California; DeWitt, T/G, Georgia; Bill Thompson, C, Georgia; Billy Tranum, E, Arkansas; Jim Vickers, E, Georgia; Larry Ward, E, Lamar Tech; Paul Winslow, HB, North Carolina College; *Doug Pat Brown, T/G, Fresno State.

*Indicates Future Choice

CHIEFS ALL-TIME FIRST ROUND DRAFT PICKS

2001 Traded to St. Louis	1990 Percy Snow	1979 Mike Bell	1968 Mo Moorman
2000 Sylvester Morris	1989 Derrick Thomas	Steve Fuller	George Dancy
1999 John Tait	1988 Neil Smith	1978 Art Still	1967 Gene Trosch
1998 Victor Riley	1987 Paul Palmer	1977 Gary Green	1966 Aaron Brown
1997 Tony Gonzalez	1986 Brian Jozwiak	1976 Rod Walters	1965 *Gale Sayers
1996 Jerome Woods	1985 Ethan Horton	1975 Traded to Houston	1964 Pete Beathard
1995 Trezelle Jenkins	1984 Bill Maas	1974 Woody Green	1963 Buck Buchanan
1994 Greg Hill	John Alt	1973 Traded to Chicago	Ed Budde
1993 Traded to San Francisco	1983 Todd Blackledge	1972 Jeff Kinney	1962 *Ronnie Bull
1992 Dale Carter	1982 Anthony Hancock	1971 Elmo Wright	1961 E.J. Holub
1991 Harvey Williams	1981 Willie Scott	1970 Sid Smith	1960 *Don Meredith
	1980 Brad Budde	1969 Jim Marsalis	

*Signed with NFL

ALL-TIME STARTING QUARTERBACKS

YEAR-BY-YEAR RESULTS



**Joe
Montana**
1993-94
17-8 (.680)



**Steve
Bono**
1994-96
21-10 (.677)



**Dave
Krieg**
1992-93
13-8 (.619)



**Steve
DeBerg**
1988-91
31-20-1 (.606)

Year	Quarterback	Record
1960	Cotton Davidson	8-6
1961	Cotton Davidson	5-7
	Randy Duncan	1-1
1962	Len Dawson	11-3
1963	Len Dawson	5-7-1
	Eddie Wilson	0-0-1
1964	Len Dawson	7-7
1965	Len Dawson	6-4-2
	Pete Beathard	1-1
1966	Len Dawson	11-2-1
1967	Len Dawson	9-5
1968	Len Dawson	12-2
1969	Len Dawson	5-2
	Jacky Lee	0-1
	Mike Livingston	6-0
1970	Len Dawson	5-5-2
	Mike Livingston	2-0
1971	Len Dawson	9-3-1
	Mike Livingston	1-0
1972	Len Dawson	7-5
	Mike Livingston	1-1
1973	Len Dawson	3-2-1
	Mike Livingston	4-3-1
1974	Len Dawson	3-5
	Mike Livingston	2-4
1975	Mike Livingston	4-3
	Len Dawson	1-4
	Tony Adams	0-2
1976	Mike Livingston	5-9
1977	Mike Livingston	1-10
	Tony Adams	1-2
1978	Mike Livingston	4-10
	Tony Adams	0-2
1979	Mike Livingston	1-3
	Steve Fuller	6-6
1980	Steve Fuller	6-7
	Bill Kenney	2-1
1981	Bill Kenney	8-5
	Steve Fuller	1-2
1982	Bill Kenney	3-3
	Steve Fuller	0-3
1983	Bill Kenney	6-10
1984	Bill Kenney	4-4
	Todd Blackledge	4-4
1985	Bill Kenney	3-7
	Todd Blackledge	3-3
1986	Todd Blackledge	5-3
	Bill Kenney	5-3
1987	Bill Kenney	3-5
	Todd Blackledge	1-1
	Frank Seurer	0-2
	Matt Stevens*	0-2
	Doug Hudson*	0-1
1988	Steve DeBerg	4-6-1
	Bill Kenney	0-5
1989	Steve DeBerg	6-4
	Ron Jaworski	1-2
	Steve Pelluer	1-1-1
1990	Steve DeBerg	11-5
1991	Steve DeBerg	10-5
	Mark Vlasic	0-1
1992	Dave Krieg	10-6
1993	Joe Montana	8-3
	Dave Krieg	3-2
1994	Joe Montana	9-5
	Steve Bono	0-2
1995	Steve Bono	13-3
1996	Steve Bono	8-5
	Rich Gannon	1-2
1997	Elvis Grbac	8-2
	Rich Gannon	5-1
1998	Elvis Grbac	2-4
	Rich Gannon	5-5
1999	Elvis Grbac	9-7
2000	Elvis Grbac	7-8
	Warren Moon	0-1

*Denotes replacement player.



**Len
Dawson**
1962-75
94-56-8 (.620)



**Elvis
Grbac**
1997-00
26-21 (.553)



**Rich
Gannon**
1996-98
11-8 (.542)



**Todd
Blackledge**
1984-86
13-11 (.542)

REGULAR SEASON WINNING PERCENTAGE

PLAYER	YEAR(S) STARTED	RECORD	WIN PCT.
1. Joe Montana	1993-94	17-8	.680
2. Steve Bono	1994-96	21-10	.677
3. Dave Krieg	1992-93	13-8	.619
4. Len Dawson	1962-75	94-56-8	.620
5. Steve DeBerg	1988-91	31-20-1	.606
6. Rich Gannon	1996-98	11-8	.579
7. Elvis Grbac	1997-00	26-21	.553
8. Todd Blackledge	1984-86	13-11	.542
9. Pete Beathard	1965	1-1	.500
Cotton Davidson	1960-61	13-13	.500
Randy Duncan	1961	1-1	.500
Steve Pelluer	1989	1-1-1	.500
Eddie Wilson	1963	0-0-1	.500
14. Bill Kenney	1981-87	34-43	.442
15. Mike Livingston	1969, '73-78	31-43-1	.420
16. Steve Fuller	1979-80	13-18	.419
17. Ron Jaworski	1989	1-2	.333
18. Tony Adams	1975, '77-78	1-6	.143
19. Jacky Lee	1969	0-1	.000
* Doug Hudson	1987	0-1	.000
Warren Moon	2000	0-1	.000
Mark Vlasic	1991	0-1	.000
Frank Seurer	1987	0-2	.000
* Matt Stevens	1987	0-2	.000

*Denotes replacement player.

MOST REGULAR SEASON GAMES STARTED

PLAYER	YEARS STARTED	STARTS	RECORD	WIN PCT.
1. Len Dawson	1962-75	158	94-56-8	.595
2. Bill Kenney	1981-87	77	34-43	.442
3. Mike Livingston	1969, '73-78	75	31-43-1	.413
4. Steve DeBerg	1988-91	52	31-20-1	.596
5. Elvis Grbac	1997-00	47	26-21	.553

PLAYOFF RESULTS

PLAYER	PLAYOFF SEASONS	STARTS	RECORD	WIN PCT.
1. Len Dawson	1962, '66, '68-69, '71	8	5-3	.625
2. Joe Montana	1993-94	4	2-2	.400
3. Steve DeBerg	1990-91	3	1-2	.333
4. Todd Blackledge	1986	1	0-1	.000
Dave Krieg	1992	1	0-1	.000
Steve Bono	1995	1	0-1	.000
Elvis Grbac	1997	1	0-1	.000

why wait?



Get late-breaking news and up-to-the-minute reports from the official site of the Kansas City Chiefs, where you get Facts Fast First.

You'll also find live, game day coverage, contests and merchandise.

And if that's not enough, we'll even e-mail information to you as it happens. Get the latest Chiefs information when it happens and a whole lot more at www.kcchiefs.com. Absolutely no waiting.

ALL-TIME RECORDS

INDIVIDUAL

SERVICE

Most Seasons, Active Players

15	Jerrel Wilson	1963-77
14	Len Dawson	1962-75
	Ed Budde	1963-76
	Nick Lowery	1980-93
13	Jim Tyrer	1961-73
	Buck Buchanan	1963-75
	Ermitt Thomas	1966-78
	Jan Stenerud	1967-79
	Jack Rudnay	1970-82
	John Alt	1984-96
12	Johnny Robinson	1960-71
	Dava Hill	1963-74
	Bobby Bell	1963-74
	Mike Livingston	1968-79
	Henry Marshall	1976-87

Most Games Played, Career

212	Nick Lowery	1980-93
203	Jerrel Wilson	1963-77
186	Jan Stenerud	1967-79

182	Len Dawson	1962-75
181	Buck Buchanan	1963-75
	Ermitt Thomas	1966-78
180	Jim Tyrer	1961-73
179	John Alt	1984-96
178	Jack Rudnay	1970-82
177	Ed Budde	1963-76

Most Consecutive Games Played

188	Nick Lowery	1980-92
186	Jan Stenerud	1967-79
180	Jim Tyrer	1961-73
166	Buck Buchanan	1963-74
144	Jack Rudnay	1970-79

Most Consecutive Games Started, Quarterback

51	Len Dawson	Oct. 31, 1965 - Sept. 21, 1969
35	Steve DeBerg	Nov. 26, 1989 - Dec. 8, 1991
28	Steve Bono	Sept. 3, 1995 - Nov. 24, 1996
	Elvis Grbac	Dec. 26, 1998 - Nov. 19, 2000
	Len Dawson	Sept. 8, 1962 - Nov. 8, 1963

SCORING

POINTS

Most Points, Career

1,466	Nick Lowery	1980-93
1,231	Jan Stenerud	1967-79
442	Pete Stoyanovich	1996-00
360	Otis Taylor	1965-75
348	Abner Haynes	1960-64

Most Points, Season

139	Nick Lowery	1990
129	Jan Stenerud	1968
119	Jan Stenerud	1969
116	Jan Stenerud	1970
	Nick Lowery	1983
115	Nick Lowery	1981
	Pete Stoyanovich	1998

Most Seasons, 100 or More Points

*11	Nick Lowery	1981, 1983-86, 1988-93
	*NFL RECORD	
5	Jan Stenerud	1967-71
3	Pete Stoyanovich	1997-99
2	Lin Elliott	1994-95
	Jack Spikes	1960
	Abner Haynes	1962

Most Points, Game

30	Abner Haynes vs. Oakland	Nov. 26, 1961
24	Frank Jackson vs. Denver	Dec. 10, 1961
	Abner Haynes vs. Boston	Sept. 8, 1962
	Frank Jackson vs. San Diego	Dec. 13, 1964
	Bert Coan vs. Denver	Oct. 23, 1966

TOUCHDOWNS

Most Touchdowns, Career

60	Otis Taylor	1965-75
58	Abner Haynes	1960-64
55	Chris Burford	1960-67
49	Stephone Paige	1983-91
47	Marcus Allen	1993-97

Most Touchdowns, Season

19	Abner Haynes	1962
15	Marcus Allen	1993
13	Abner Haynes	1961
12	Abner Haynes	1960
	Chris Burford	1962
	Christian Okoye	1989

Most Touchdowns, Rookie, Season

12	Abner Haynes (9 rush, 3 rec.)	1960
11	Billy Jackson (10 rush, 1 rec.)	1981
8	Johnny Robinson (4 rush, 4 rec.)	1960

7	Mike Garrett (6 rush, 1 rec.)	1966
	Robert Holmes (7 rush, 0 rec.)	1968

Most Touchdowns, Game

5	Abner Haynes vs. Oakland	Nov. 26, 1961
4	Frank Jackson vs. Denver	Dec. 10, 1961
	Abner Haynes vs. Boston	Sept. 8, 1962
	Frank Jackson vs. San Diego	Dec. 13, 1964
	Bert Coan vs. Denver	Oct. 23, 1965
3	14 times Last: Sylvester Morris vs. San Diego	Sept. 17, 2000

Most Consecutive Games Scoring Touchdowns

7	Marcus Allen	1993
5	Chris Burford	1962
	Curtis McClinton	1965-66
	Otis Taylor	1966
	Mike Garrett	1967-1969

POINTS AFTER TOUCHDOWN

Most Points After Touchdown Attempted, Career

483	Nick Lowery	1980-93
409	Jan Stenerud	1967-79
164	Pete Stoyanovich	1996-00
149	Tommy Brooker	1962-66

Most Points After Touchdown Attempted, Season

46	Tommy Brooker	1964
45	Jan Stenerud	1967
	Pete Stoyanovich	1999
44	Nick Lowery	1983

Most Points After Touchdown Attempted, Game

8	Tommy Brooker vs. Denver	Sept. 8, 1963
	Mike Mercer vs. Denver	Oct. 23, 1966

Most Points After Touchdown Made, Career

479	Nick Lowery	1980-93
394	Jan Stenerud	1967-79
163	Pete Stoyanovich	1996-00
149	Tommy Brooker	1962-66

Most Points After Touchdown Made, Season

46	Tommy Brooker	1964
45	Jan Stenerud	1967
	Pete Stoyanovich	1999
44	Nick Lowery	1983

Most Points After Touchdown Made, Game

8	Tommy Brooker vs. Denver	Sept. 8, 1963
	Mike Mercer vs. Denver	Oct. 23, 1966
7	Cotton Davidson vs. Denver	Dec. 10, 1961
	T. Brooker vs. N.Y. Titans	Nov. 11, 1962
	Jack Spikes vs. Denver	Dec. 8, 1963
	Tommy Brooker vs. Houston	Nov. 28, 1965

Most Consecutive Points After Touchdown

197	Nick Lowery	1983-89
155	Jan Stenerud	1968-73
149	Tommy Brooker	1962-66

Highest Points After Percentage, Career (100 PATs)

100.00	Tommy Brooker (149-149)	1962-66
99.39	Pete Stoyanovich (163-164)	1996-00
99.17	Nick Lowery (479-483)	1980-93
96.33	Jan Stenerud (394-409)	1967-79

FIELD GOALS

Most Field Goals Attempted, Career

436	Jan Stenerud	1967-79
410	Nick Lowery	1980-93
115	Pete Stoyanovich	1996-00
85	Tommy Brooker	1962-66
60	Lin Elliott	1994-95

Most Field Goals Attempted, Season

44	Jan Stenerud	1971
42	Jan Stenerud	1970
40	Jan Stenerud	1968

Most Field Goals Attempted, Game

7	Jan Stenerud vs. Buffalo	Dec. 19, 1971
6	Tommy Brooker vs. San Diego	Dec. 16, 1962
	Jan Stenerud	6 times
	Last: vs. Washington	Oct. 10, 1976

Most Seasons Leading League, Field Goals Made

3	Jan Stenerud	1967, 1970, 1975
---	--------------	------------------

Most Field Goals Made, Career

329	Nick Lowery	1980-93
279	Jan Stenerud	1967-79
93	Pete Stoyanovich	1996-00
49	Lin Elliott	1994-95
41	Tommy Brooker	1962-66

Most Field Goals Made, Season

34	Nick Lowery	1990
30	Jan Stenerud	1968, 1970
27	Jan Stenerud	1969
	Nick Lowery	1988
	Pete Stoyanovich	1998
26	Jan Stenerud	1971
	Nick Lowery	1981
	Pete Stoyanovich	1997

Most Field Goals Made, Game

5	Jan Stenerud vs. Buffalo	Nov. 2, 1969
	Jan Stenerud vs. Buffalo	Dec. 7, 1969
	Jan Stenerud vs. Buffalo	Dec. 19, 1971
	Nick Lowery vs. L.A. Raiders	Sept. 12, 1985
	Nick Lowery vs. Cincinnati	Nov. 13, 1988
	Nick Lowery vs. Chicago	Dec. 29, 1990
	Nick Lowery vs. Denver	Sept. 20, 1993
4	Tommy Brooker vs. San Diego	Dec. 16, 1962
	Mike Mercer vs. N.Y. Jets	Nov. 27, 1966
	Lin Elliott vs. Seattle	Dec. 24, 1995
	Jan Stenerud	10 times
	Nick Lowery	8 times
	Pete Stoyanovich	2 times

Most Consecutive Games Scoring Field Goals

16	Jan Stenerud	1969-70
12	Pete Stoyanovich	1997-98
11	Jan Stenerud	1968-69
	Jan Stenerud	1971-72
	Nick Lowery	1985-86

Most Consecutive Field Goals Made

22	Pete Stoyanovich	1997-98
21	Nick Lowery	1990-1991
16	Jan Stenerud	1969

Longest Field Goal

58	Nick Lowery vs. Washington	Sept. 18, 1983
	Nick Lowery vs. L.A. Raiders	Sept. 12, 1985
57	Nick Lowery vs. Seattle	Sept. 14, 1980
55	Jan Stenerud vs. Denver	Oct. 4, 1970
54	Jan Stenerud vs. Houston	Sept. 9, 1967
	Jan Stenerud vs. Denver	Oct. 5, 1969
	Jan Stenerud vs. San Francisco	Dec. 6, 1971
	Nick Lowery vs. L.A. Raiders	Nov. 26, 1983
	Nick Lowery vs. Detroit	Nov. 26, 1987
	Pete Stoyanovich vs. Denver	Nov. 16, 1997
53	Pete Stoyanovich vs. Seattle	Nov. 8, 1998
52	Jan Stenerud	4 times
	Eddie Murray vs. Pittsburgh	Oct. 25, 1992
	Nick Lowery	8 times
	Pete Stoyanovich vs. St. Louis	Oct. 26, 1997

Highest Field Goal Percentage, Career (Minimum 100 Attempts)

80.9	Pete Stoyanovich (93-115)	1996-00
80.2	Nick Lowery (329-410)	1980-93
64.0	Jan Stenerud (279-436)	1967-79

Highest Field Goal Percentage, Season

96.3	Pete Stoyanovich (26-27)	1997
91.9	Nick Lowery (34-37)	1990
91.6	Nick Lowery (22-24)	1992
88.9	Nick Lowery (24-27)	1985

Highest Field Goal Percentage, Arrowhead Stadium (Minimum 50 Makes)

88.1	Pete Stoyanovich (52-59)	1996-00
85.6	Nick Lowery (179-209)	1980-93
58.6	Jan Stenerud (75-128)	1972-79

Most Field Goals, No Misses, Game

5	Jan Stenerud vs. Buffalo	Nov. 2, 1969
	Jan Stenerud vs. Buffalo	Dec. 7, 1969
	Nick Lowery vs. L.A. Raiders	Sept. 12, 1985
	Nick Lowery vs. Chicago	Dec. 29, 1990
	Nick Lowery vs. Denver	Sept. 21, 1993

Most Field Goals, 50 or More Yards, Career

20	Nick Lowery	1980-93
12	Jan Stenerud	1967-79
5	Pete Stoyanovich	1996-99

Most Field Goals, 50 or More Yards, Season

4	Nick Lowery	1980
3	Nick Lowery	1985, 1988
2	Pete Stoyanovich	1997, 1998

Most Field Goals, 50 or More Yards, Game

*2	Nick Lowery vs. Seattle	Sept. 14, 1980
	Nick Lowery vs. New Orleans	Sept. 8, 1985
	Nick Lowery vs. Detroit	Nov. 26, 1987

*NFL RECORD

DEFENSIVE AND SPECIAL TEAMS SCORES

Most Defensive Touchdowns, Career

8	Bobby Bell (6 INTs, 2 FRs)	1963-74
5	Ermitt Thomas (5 INTs)	1966-78
	Jim Kearney (5 INTs)	1967-75
4	Lloyd Burruss (4 INTs)	1981-91
	Derrick Thomas (4 FRs)	1989-99
	James Hasty (3 INTs, 1 FR)	1995-99

Most Defensive Touchdowns, Season

4	Jim Kearney (4 INTs)	1972
3	David Webster (2 INTs, 1 FR)	1960
	Lloyd Burruss (3 INTs)	1986
	Charles Mincy (2 INTs, 1 FR)	1992
	Mark McMillian (3 INTs)	1997

Most Special Teams Touchdowns, Career

8	Tamarick Vanover (4 KORs, 4 PRs)	1995-99
4	J.T. Smith (4 PRs)	1978-84
2	Noland Smith (2 KORs)	1967-69
	Goldie Sellers (1 PR, 1 fumbled KOR)	1968-69
	Kevin Ross (1 fumbled KOR, 1 blocked punt)	1984-93, 97
	Paul Palmer (2 KORs)	1987-88
	Dale Carter (2 PRs)	1992-96

Most Special Teams Touchdowns, Season

3	Tamarick Vanover (2 KORs, 1 PR)	1995
2	J.T. Smith (2 PRs)	1979
	J.T. Smith (2 PRs)	1980
	Paul Palmer (2 KORs)	1987
	Dale Carter (2 PRs)	1992

Most Safeties, Career

3	Derrick Thomas	1989-98
2	Bill Maas	1984-92
	Dan Saleaumua	1989-96
	Joe Phillips	1992-97

1	Buck Buchanan	1963-75
	Willie Lanier	1967-77
	John Lohmeyer	1973, 1975-77
	Ed Beckman	1977-84
	Dino Hackett	1986-92
	Albert Lewis	1983-93
	Rob McGovern	1989-90

Most Safeties, Season

1	Buck Buchanan	1968
	Willie Lanier	1974
	John Lohmeyer	1976
	Ed Beckman	1978
	Dino Hackett	1988
	Albert Lewis	1988
	Bill Maas	1988, 1990
	Rob McGovern	1989
	Dan Saleaumua	1991, 1996
	Derrick Thomas	1994, 1997, 1998
	Joe Phillips	1997

Most Two-Point Conversions, Career

2	Bo Dickinson	1960-61
	Curtis McClinton	1962-69
	Jerral Wilson	1963-77
	Reg Carolan	1964-68

Most Two-Point Conversions, Season

2	Bo Dickinson	1961
---	--------------	------

Most Two-Point Conversion Passes, Career

8	Len Dawson	1962-75
2	Randy Durcatt	1961
	Elvis Grbac	1997-99

RUSHING

Most Seasons Leading League

1	Abner Haynes	1960	Christian Okoye	1989
---	--------------	------	-----------------	------

ATTEMPTS

Most Attempts, Career

1,246	Christian Okoye	1987-92
1,158	Ed Podolak	1969-77
932	Marcus Allen	1993-97
792	Abner Haynes	1960-64
762	Curtis McClinton	1962-69

Most Attempts, Season

370	Christian Okoye	1989
245	Christian Okoye	1990
236	Mike Garrett	1967
234	Joe Delaney	1981
225	Christian Okoye	1991

Most Attempts, Consecutive Seasons

615	Christian Okoye (370, 245)	1989-90
475	Christian Okoye (105, 370)	1988-89
470	Christian Okoye (245, 225)	1990-91

413	Marcus Allen (207, 206)	1995-96
400	Abner Haynes (179, 221)	1961-62
	Mike Garrett (236, 164)	1967-68

Most Attempts, Rookie, Season

234	Joe Delaney	1981
174	Robert Holmes	1968
157	Christian Okoye	1987
156	Abner Haynes	1960
147	Mike Garrett	1966

Most Attempts, Game

38	Christian Okoye vs. Green Bay	Dec. 10, 1989
37	Christian Okoye vs. Seattle	Nov. 5, 1989
35	Barry Word vs. L.A. Raiders	Dec. 22, 1991
33	Christian Okoye vs. Dallas	Oct. 22, 1989
	Marcus Allen vs. L.A. Raiders	Dec. 24, 1994

YARDS GAINED

Most Yards Gained, Career

4,897	Christian Okoye	1987-92
4,451	Ed Podolak	1969-77
3,837	Abner Haynes	1960-64
3,698	Marcus Allen	1993-97
3,246	Mike Garrett	1966-70

Most Yards Gained, Season

1,480	Christian Okoye	1989
1,121	Joe Delaney	1981
1,087	Mike Garrett	1967
1,053	Tony Reed	1978
1,049	Abner Haynes	1962

1,031	Christian Okoye	1991
1,015	Barry Word	1990

Most Yards Gained, Consecutive Seasons

2,285	Christian Okoye (1,480, 805)	1989-90
1,953	Christian Okoye (473, 1,480)	1988-89
1,890	Abner Haynes (841, 1,049)	1961-62
1,888	Mike Garrett (801, 1,087)	1966-67
1,836	Christian Okoye (805, 1,031)	1990-91

Most Yards Gained, Rookie, Season

1,121	Joe Delaney	1981
866	Robert Holmes	1968
801	Mike Garrett	1966
660	Christian Okoye	1987
604	Curtis McClinton	1962

Most Yards Gained, Game

200	Barry Word vs. Detroit	Oct. 14, 1990
193	Joe Delaney vs. Houston	Nov. 15, 1981
192	Mike Garrett vs. N.Y. Jets	Nov. 5, 1967
170	Christian Okoye vs. Dallas	Oct. 22, 1989
169	Mike Garrett vs. Denver	Dec. 17, 1967

Most Games, 100 or More Yards, Career

14	Christian Okoye	1987-92
12	Abner Haynes	1960-65
11	Ed Podolak	1969-77
7	Mike Garrett	1966-70
	Barry Word	1990-92
5	Tony Reed	1977-80
	Joe Delaney	1981-82

Most Games, 100 or More Yards, Season

8	Christian Okoye	1989
5	Joe Delaney	1981
4	Abner Haynes	1962
	Mike Garrett	1967

Most Consecutive Games, 100 or More Yards

3	Joe Delaney	Oct. 4 - Oct. 18, 1981
	Christian Okoye	Sept. 24 - Oct. 8, 1989
	Christian Okoye	Oct. 22 - Nov. 5, 1989

Longest Run From Scrimmage

84 (TD)	Ted McKnight vs. Seattle	Sept. 30, 1979
82	Joe Delaney vs. Denver	Oct. 18, 1981
82 (TD)	Derrick Alexander vs. Pittsburgh	Dec. 12, 1999
80 (TD)	Abner Haynes vs. N.Y. Jets	Nov. 29, 1964
	Warren McVea vs. Cincinnati	Oct. 26, 1969
77 (TD)	Mike Garrett vs. Houston	Oct. 30, 1966

10+ YARD RUSHES*(Compiled since 1990)***Most 10+ Yard Rushes, Career**

71	Marcus Allen	1993-97
63	Kimble Anders	1991-00
61	Greg Hill	1994-97
54	Barry Word	1990-92
44	Donnell Bennett	1994-00

Most 10+ Yard Rushes, Season

29	Barry Word	1990
22	Marcus Allen	1995
21	Christian Okoye	1991
20	Donnell Bennett	1999
19	Greg Hill	1996

AVERAGE GAIN**Highest Average Gain, Career (400 attempts)**

4.84	Abner Haynes (792-3,837)	1960-64
4.44	Ted McKnight (528-2,344)	1977-81
4.41	Mike Garrett (736-3,246)	1966-70

Highest Average Gain, Season (100 attempts)

6.03	Ted McKnight (104-627)	1978
------	------------------------	------

5.61	Abner Haynes (156-875)	1960
5.45	Mike Garrett (147-801)	1966

Highest Average Gain, Game (10 attempts)

12.25	Ted McKnight vs. Seattle (12-147)	Sept. 30, 1979
11.58	Ed Podolak vs. Denver (12-139)	Dec. 6, 1970
11.29	Abner Haynes vs. Oakland (14-158)	Nov. 26, 1961

TOUCHDOWNS**Most Touchdowns Rushing, Career**

44	Marcus Allen	1993-97
40	Christian Okoye	1987-92
39	Abner Haynes	1960-65
34	Ed Podolak	1969-77

Most Touchdowns Rushing, Season

13	Abner Haynes	1962
12	Christian Okoye	1989
	Marcus Allen	1993
11	Marcus Allen	1997
10	Billy Jackson	1981

Most Touchdowns Rushing, Consecutive Seasons

22	Abner Haynes (9, 13)	1961-62
20	Marcus Allen (9, 11)	1996-97
	Marcus Allen (12, 7)	1993-94
	Christian Okoye (12, 7)	1989-90
18	Abner Haynes (9, 9)	1960-61

Most Touchdowns Rushing, Rookie, Season

10	Billy Jackson	1981
9	Abner Haynes	1960
7	Robert Holmes	1968
6	Mike Garrett	1966

5	Jack Spikes	1960
	Tony Reed	1977

Most Rushing Touchdowns, Game

4	Abner Haynes vs. Oakland	Nov. 26, 1961
3	Jack Spikes vs. Houston	Oct. 1, 1961
	Abner Haynes vs. Boston	Sept. 8, 1962
	Bert Coan vs. Denver	Oct. 23, 1966
	Ed Podolak vs. Detroit	Nov. 25, 1971
	Ed Podolak vs. Cleveland	Dec. 12, 1976
	Billy Jackson vs. Oakland	Oct. 25, 1981
	Marcus Allen vs. Seattle	Dec. 5, 1993
	Donnell Bennett vs. Philadelphia	Sept. 27, 1998
	Bam Morris vs. San Diego	Nov. 22, 1998

Most Consecutive Games Rushing For TDs

5	Mike Garrett	1967
4	Abner Haynes	1960
	Jack Spikes	1960-61
	Warren McVea	1969
	Ted McKnight	1981
	Theotis Brown	1983-84
	Christian Okoye	1989
	Bam Morris	1998

PASSING**Most Seasons Leading League**

4	Len Dawson	1962, 1964, 1966, 1968
---	------------	------------------------

PASS RATING**Highest Pass Rating Career (1,000 attempts)**

83.2	Len Dawson	1962-75
81.6	Steva DeBerg	1988-91
80.8	Elvis Grbac	1997-00
77.1	Bill Kenney	1979-88

Highest Pass Rating, Season (Qualifiers)

101.9	Len Dawson	1966
98.8	Len Dawson	1968
98.4	Len Dawson	1962
96.3	Steva DeBerg	1990

ATTEMPTS

Most Passes Attempted, Career									
3,696	Len Dawson	1962-75	958	Steve Bono (520, 438)	1995-96				
2,430	Bill Kenney	1979-88	885	Bill Kenney (603, 282)	1983-84				
1,751	Mike Livingston	1968-79	878	Steve DeBerg (444, 434)	1990-91				
1,548	Elvis Grbac	1997-00	791	Joe Montana (298, 493)	1993-94				
1,616	Steve DeBerg	1988-91	768	Steve DeBerg (324, 444)	1989-90				
1,075	Steve Bono	1994-96							
Most Passes Attempted, Season			Most Passes Attempted, Game						
603	Bill Kenney	1983	55	Joe Montana vs. San Diego	Oct. 9, 1994				
547	Elvis Grbac	2000		Steve Bono vs. Miami	Dec. 12, 1994				
520	Steve Bono	1995	54	Joe Montana vs. Denver	Oct. 17, 1994				
499	Elvis Grbac	1999		Steve Bono vs. San Diego	Sept. 29, 1996				
493	Joe Montana	1994	53	Elvis Grbac vs. Oakland	Nov. 5, 2000				
444	Steve DeBerg	1990	52	Bill Kenney vs. Denver	Oct. 30, 1983				
Most Passes Attempted, Consecutive Seasons			50	Bill Kenney vs. Buffalo	Nov. 30, 1986				
1,046	Elvis Grbac (499, 547)	1999-00		Steve DeBerg vs. Cleveland	Nov. 24, 1991				
				Rich Gannon vs. Jacksonville	Nov. 9, 1997				

COMPLETIONS

Most Passes Completed, Career									
2,115	Len Dawson	1962-75	514	Steve DeBerg (258, 256)	1990-91				
1,330	Bill Kenney	1979-88	497	Bill Kenney (346, 151)	1983-84				
934	Steve DeBerg	1988-91	480	Joe Montana (181, 299)	1993-94				
912	Mike Livingston	1968-79	454	Steve DeBerg (196, 258)	1989-90				
897	Elvis Grbac	1997-00							
594	Steve Bono	1994-96							
Most Passes Completed, Season			Most Passes Completed, Game						
346	Bill Kenney (603 att.)	1983	39	Elvis Grbac vs. Oakland	Nov. 5, 2000				
326	Elvis Grbac (547 att.)	2000	37	Joe Montana vs. San Diego	Oct. 9, 1994				
299	Joe Montana (493 att.)	1994	34	Joe Montana vs. Denver	Oct. 17, 1994				
294	Elvis Grbac (499 att.)	1999	33	Steve Bono vs. Miami	Dec. 12, 1994				
293	Steve Bono (520 att.)	1995	31	Bill Kenney vs. San Diego	Dec. 11, 1983				
258	Steve DeBerg (444 att.)	1990		Elvis Grbac vs. Carolina	Dec. 10, 2000				
Most Passes Completed, Consecutive Seasons			30	Steve DeBerg vs. Cleveland	Nov. 24, 1991				
620	Elvis Grbac (294, 326)	1999-00		Elvis Grbac vs. Seattle	Nov. 21, 1999				
528	Steve Bono (293, 235)	1995-96							
			Most Consecutive Passes Completed						
			15	Len Dawson vs. Houston	Sept. 9, 1967				
				Bill Kenney vs. San Diego (13)	Sept. 12, 1983				
				vs. Washington (2)	Sept. 18, 1983				

COMPLETION PERCENTAGE

Most Seasons Leading League									
*8	Len Dawson	1962, 1964-69, 1975	57.22	Len Dawson (3,696-2,115)	1962-75				
	*NFL RECORD								
Most Consecutive Seasons Leading League			Highest Completion Percentage, Season (Qualifiers)						
*6	Len Dawson	1964-69	66.43	Len Dawson (140-93)	1975				
	*NFL RECORD		60.95	Len Dawson (310-189)	1962				
Highest Completion Percentage, Career (1,000 Attempts)			60.74	Joe Montana (298-181)	1993				
57.97	Steve DeBerg (1,616-934)	1988-91		Highest Completion Percentage, Game (20 attempts)					
57.94	Elvis Grbac (1,548-897)	1997-00	80.95	Dave Krieg vs. N.Y. Jets (21-17)	Nov. 29, 1992				
			79.17	Len Dawson vs. Pittsburgh (24-19)	Nov. 15, 1970				
			78.26	Steve Bono vs. Seattle (23-18)	Sept. 3, 1995				

YARDS GAINED

Most Yards Gained, Career									
28,507	Len Dawson	1962-65	7	Elvis Grbac	1997-00				
17,277	Bill Kenney	1979-88	5	Steve DeBerg	1988-91				
11,873	Steve DeBerg	1988-91							
11,295	Mike Livingston	1968-79	Most Games, 300 or More Yards Passing, Season						
10,642	Elvis Grbac	1997-00	4	Bill Kenney	1983				
6,489	Steve Bono	1994-96	5	Elvis Grbac	2000				
Most Yards Gained, Season			4	Joe Montana	1994				
4,348	Bill Kenney	1983	2	Cotton Davidson	1960				
4,169	Elvis Grbac	2000		Len Dawson	1964				
3,444	Steve DeBerg	1990		Bill Kenney	1984, 1985, 1987				
3,389	Elvis Grbac	1999		Steve DeBerg	1990				
3,283	Joe Montana	1994		Dave Krieg	1992				
3,121	Steve Bono	1995		Steve Bono	1994				
Most Yards Gained, Consecutive Seasons			Most Consecutive Games, 300 or More Yards Passing, Season						
7,558	Elvis Grbac (3,389, 4,169)	1999-00	4	Bill Kenney	1983				
6,446	Bill Kenney (4,348, 2,098)	1983-84	3	Elvis Grbac	2000				
6,409	Steve DeBerg (3,444, 2,965)	1990-91	2	Joe Montana	1994				
5,693	Steve Bono (3,121, 2,572)	1995-96		Steve Bono	1994				
5,540	Bill Kenney (1,192, 4,348)	1982-83							
Most Yards Gained, Game			Long Pass Completion (All TDs)						
504	Elvis Grbac vs. Oakland	Nov. 5, 2000	93	Mike Livingston vs. Miami	Oct. 19, 1969				
435	Len Dawson vs. Denver	Nov. 1, 1964		(to Otis Taylor for 79 yards, lateral to Robert Holmes for 14 yards)					
411	Bill Kenney vs. San Diego	Dec. 11, 1983	92	Len Dawson vs. Denver					
397	Bill Kenney vs. New Orleans	Sept. 8, 1985		(to Tommy Brooker)	Nov. 18, 1962				
395	Steve DeBerg vs. Denver	Sept. 17, 1990		Len Dawson vs. Oakland					
393	Joe Montana vs. Denver	Oct. 17, 1994		(to Gloster Richardson)	Nov. 3, 1968				
Most Games, 300 or More Yards Passing, Career			90	Len Dawson vs. Houston					
15	Bill Kenney	1979-88		(to Frank Pitts)	Nov. 17, 1968				
9	Len Dawson	1962-75		Steve DeBerg vs. San Diego					
				(to J.J. Birden)	Nov. 18, 1990				

20+ YARD PASSES

(Compiled Since 1990)

Most 20+ Yard Passes, Season

55	Elvis Grbac	2000
45	Steve DeBerg	1990
44	Dave Krieg	1992
40	Joe Montana	1994
35	Elvis Grbac	1999

Most 20+ Yard Passes, Career

133	Elvis Grbac	1997-00
73	Steve DeBerg	1990-91
68	Joe Montana	1993-94
57	Dave Krieg	1992-93
42	Rich Gannon	1995-98

AVERAGE GAIN

Most Seasons Leading League

3	Len Dawson	1962, 1966, 1969
---	------------	------------------

Highest Average Gain, Career (1,000 attempts)

7.71	Len Dawson (3,696-28,507)	1962-75
7.35	Steve DeBerg (1,616-11,873)	1988-91
7.11	Bill Kenney (2,430-17,277)	1979-88

Highest Average Gain, Season (Qualifiers)

9.42	Len Dawson (224-2,109)	1968
8.90	Len Dawson (310-2,759)	1962
	Len Dawson (284-2,527)	1966

Highest Average Gain, Game (20 attempts)

15.76	Steve DeBerg vs. New England (21-331)	Dec. 2, 1990
12.82	Len Dawson vs. Denver (22-282)	Dec. 19, 1965
12.48	Bill Kenney vs. Oakland (23-287)	Oct. 11, 1981

TOUCHDOWNS

Most Seasons Leading League

*4	Len Dawson	1962, 1963, 1965, 1966
----	------------	------------------------

*NFL RECORD

Most Touchdown Passes, Career

237	Len Dawson	1962-75
105	Bill Kenney	1979-88
67	Steve DeBerg	1988-91
66	Elvis Grbac	1997-00
56	Mike Livingston	1968-79

Most Touchdown Passes, Season

30	Len Dawson	1964
29	Len Dawson	1962
26	Len Dawson	1963, 1966
24	Len Dawson	1967
	Bill Kenney	1983

Most Touchdown Passes, Consecutive Seasons

56	Len Dawson (26, 30)	1963-64
----	---------------------	---------

55	Len Dawson (29, 26)	1962-63
51	Len Dawson (30, 21)	1964-65
50	Elvis Grbac (22, 28)	1999-00
	Len Dawson (26, 24)	1966-67
47	Len Dawson (21, 26)	1965-66

Most Touchdown Passes, Game

6	Len Dawson vs. Denver	Nov. 1, 1964
5	Len Dawson vs. Boston	Sept. 25, 1966
	Len Dawson vs. Miami	Oct. 8, 1967
	Elvis Grbac vs. San Diego	Sept. 17, 2000
4	Len Dawson	6 times
	Bill Kenney	4 times
	Last; vs. Chicago	Nov. 1, 1967

Most Consecutive Games, Touchdown Passes

15	Elvis Grbac	Nov. 28, 1999 - Nov. 12, 2000
14	Len Dawson	Oct. 3, 1965 - Oct. 8, 1966
12	Len Dawson	Sept. 8, 1962 - Dec. 2, 1962

HAD INTERCEPTED

Most Consecutive Passes, None Intercepted

233	Steve DeBerg	1990
202	Rich Gannon	1997-98

Most Passes Had Intercepted, Career

178	Len Dawson	1962-75
86	Bill Kenney	1979-88
83	Mike Livingston	1968-79

Most Passes Had Intercepted, Season

23	Cotton Davidson	1961
19	Len Dawson	1963
	Bill Kenney	1983
17	Len Dawson	1962, 1967

Most Interceptions, Game

6	Todd Blackledge vs. L.A. Rams	Oct. 20, 1985
5	Cotton Davidson vs. Houston	Oct. 16, 1960

	Len Dawson vs. Oakland	Nov. 23, 1969
	Mike Livingston vs. Pittsburgh	Oct. 13, 1974
	Bill Kenney vs. San Diego	Sept. 20, 1981
	Steve DeBerg vs. San Diego	Sept. 24, 1989

Most Attempts, No Interceptions, Game

45	Bill Kenney vs. L.A. Raiders	Oct. 9, 1983
	Steve DeBerg vs. Denver	Sept. 17, 1990
43	Bill Kenney vs. Houston	Oct. 23, 1983
	Rich Gannon vs. Denver	Dec. 6, 1998
41	Todd Blackledge vs. Houston	Nov. 11, 1984
	Steve Bono vs. San Diego	Oct. 9, 1995
	Rich Gannon vs. Dallas	Dec. 13, 1998
40	Steve Bono vs. New England	Oct. 15, 1995
	Elvis Grbac vs. San Diego	Oct. 16, 1997
	Elvis Grbac vs. Oakland	Oct. 15, 2000

LOWEST PERCENTAGE, PASSES HAD INTERCEPTED

Lowest Percentage, Passes Had Intercepted Career (1,000 att.)

3.04	Elvis Grbac (1,548-47)	1997-00
3.09	Steve DeBerg (1,616-50)	1988-91
3.54	Bill Kenney (2,430-85)	1979-88

Lowest Percentage, Passes Had Intercepted (Season Qualifiers)

0.90	Steve DeBerg (444-4)	1990
1.69	Rich Gannon (354-6)	1998
1.83	Joe Montana (493-9)	1994

TIMES SACKED

(Compiled Since 1972)

Times Sacked, Career

195	Bill Kenney	1979-88
132	Mike Livingston	1968-79
120	Steve Fuller	1979-82

Times Sacked, Season

49	Steve Fuller	1980
----	--------------	------

48	Dave Krieg	1992
41	Bill Kenney	1983
37	Steve Fuller	1979

Times Sacked, Game

10	Steve Fuller vs. Baltimore	Nov. 2, 1980
8	Steve Fuller vs. Pittsburgh	Dec. 5, 1982

PASS RECEIVING

PASS RECEPTIONS

Most Seasons Leading League

1 MacArthur Lane 1976

Most Pass Receptions, Career

416 Henry Marshall 1976-87
 410 Otis Taylor 1965-75
 391 Chris Burford 1960-67
 377 Stephone Paige 1983-91
 369 Kimble Anders 1991-00

Most Pass Receptions, 50 or More Pass Receptions

5 Kimble Anders 1994-99
 4 Chris Burford 1961, 1963-64, 1966
 Otis Taylor 1966-67, 1971-72
 3 Carlos Carson 1983-84, 1987
 Stephone Paige 1986, 1988, 1990
 Derrick Alexander 1998-00
 Tony Gonzalez 1998-00
 2 Frank Jackson 1963-64
 Henry Marshall 1983-84
 Willie Davis 1993-94

Most Pass Receptions, Season

93 Tony Gonzalez 2000
 80 Carlos Carson 1983
 78 Derrick Alexander 2000
 76 Tony Gonzalez 1999
 72 Andre Rison 1997

Most Pass Receptions, Consecutive Seasons

169 Tony Gonzalez (76, 93) 1999-00
 137 Carlos Carson (80, 57) 1983-84
 135 Tony Gonzalez (59, 76) 1998-99
 132 Derrick Alexander (54, 78) 1999-00
 123 Kimble Anders (59, 64) 1997-98
 122 Kimble Anders (67, 55) 1994-95

Most Pass Receptions, Game

12 Ed Podolak vs. Denver Oct. 7, 1973
 11 Chris Burford vs. Buffalo Sept. 22, 1963
 Emile Harry vs. Cleveland Nov. 24, 1991
 Kimble Anders vs. N.Y. Giants Sept. 10, 1995
 Tony Gonzalez vs. New England Dec. 4, 2000
 10 Chris Burford vs. Boston Oct. 12, 1962
 Chris Burford vs. Buffalo Oct. 13, 1963
 Frank Jackson vs. N.Y. Jets Nov. 29, 1964
 Chris Burford vs. Boston Sept. 25, 1966
 Otis Taylor vs. Cincinnati Oct. 15, 1972

Most Yards Gained, Career

7,306 Otis Taylor 1965-75
 6,545 Henry Marshall 1976-87
 6,360 Carlos Carson 1980-89
 6,341 Stephone Paige 1983-91
 5,525 Chris Burford 1960-67

Most Seasons, 1,000 or More Yards

3 Carlos Carson 1983-84, 1987
 2 Otis Taylor 1966, 1971
 1 Stephone Paige 1990
 Andre Rison 1997
 Derrick Alexander 2000
 Tony Gonzalez 2000

Most Yards Gained, Season (All 1,000+)

1,391 Derrick Alexander 2000
 1,351 Carlos Carson 1983
 1,203 Tony Gonzalez 2000
 1,297 Otis Taylor 1966
 1,110 Otis Taylor 1971
 1,092 Andre Rison 1997
 1,078 Carlos Carson 1984
 1,044 Carlos Carson 1987
 1,021 Stephone Paige 1990

Most Yards Gained, Consecutive Seasons

2,429 Carlos Carson (1,351, 1,078) 1983-84
 2,255 Otis Taylor (1,297, 958) 1966-67
 2,223 Derrick Alexander (832, 1,391) 1999-00
 2,052 Tony Gonzalez (849, 1,203) 1999-00
 1,931 Otis Taylor (1110, 821) 1971-72

Ed Podolak vs. Houston Sept. 29, 1974
 Stephone Paige vs. Denver Sept. 17, 1990
 J.J. Birden vs. Miami Dec. 12, 1994
 Kimble Anders vs. Denver Nov. 16, 1998
 Tony Gonzalez vs. Denver Sept. 24, 2000
 Tony Gonzalez vs. Carolina Dec. 10, 2000

Most Consecutive Games, Pass Receptions

83 Stephone Paige Nov. 17, 1985 - Sept. 29, 1991
 46 Ed Podolak Oct. 22, 1970 - Dec. 21, 1975
 44 Carlos Carson Dec. 20, 1981 - Sept. 12, 1985
 Tony Gonzalez Dec. 2, 1997 - Nov. 26, 2000
 37 Otis Taylor Nov. 21, 1965 - Oct. 27, 1968
 Otis Taylor Sept. 20, 1970 - Nov. 19, 1972

Most Receptions, Running Back, Career

369 Kimble Anders 1991-00
 288 Ed Podolak 1969-77
 197 Abner Haynes 1960-64
 186 Todd McNair 1989-93, '96
 154 Curtis McClinton 1962-69

Most Receptions, Running Back, Season

67 Kimble Anders 1994
 66 MacArthur Lane 1976
 64 Kimble Anders 1998
 60 Kimble Anders 1996
 59 Kimble Anders 1997

Most Receptions, Tight End, Career

261 Tony Gonzalez 1997-00
 198 Fred Arbanas 1962-70
 163 Walter White 1975-79
 135 Jonathon Hayes 1985-93
 113 Keith Cash 1992-96

Most Pass Receptions, Tight End, Season

93 Tony Gonzalez 2000
 76 Tony Gonzalez 1999
 59 Tony Gonzalez 1998
 48 Walter White 1977
 47 Walter White 1976

Most Pass Receptions, Rookie, Season

55 Abner Haynes (RB) 1960
 48 Sylvester Morris 2000
 46 Chris Burford (TE) 1960
 41 Tim Barnett 1991
 Johnny Robinson (RB) 1960

YARDS GAINED

Most Yards Gained, Game

309 Stephone Paige vs. San Diego Dec. 22, 1985
 (8 Receptions)
 213 Curtis McClinton vs. Denver Dec. 19, 1965
 (5 Receptions)
 206 Stephone Paige vs. Denver Sept. 17, 1990
 (10 Receptions)
 197 Carlos Carson vs. San Diego Oct. 25, 1987
 (9 Receptions)
 190 Otis Taylor vs. Pittsburgh Oct. 18, 1971
 (6 Receptions)

Most Games, 100 or More Yards, Career

20 Otis Taylor 1965-75
 18 Carlos Carson 1980-88
 12 Chris Burford 1960-67
 Derrick Alexander 1998-00

Most Games, 100 or More Yards, Season

6 Otis Taylor 1966
 Carlos Carson 1983
 Derrick Alexander 2000
 Tony Gonzalez 2000
 4 Chris Burford 1961
 Carlos Carson 1984, '87
 Derrick Alexander 1999

Most Consecutive Games, 100 or More Yards

Pass Receiving, Season

4 Tony Gonzalez 2000
 3 Frank Jackson 1964
 Otis Taylor 1966
 Willie Davis 1992

Longest Pass Receptions (All TDs)		
92	Tommy Brooker vs. Denver (from Len Dawson)	Nov. 18, 1962
	Gloster Richardson vs. Oakland (from Len Dawson)	Nov. 3, 1968
90	Frank Pitts vs. Boston (from Len Dawson)	Nov. 17, 1968
	J.J. Birden vs. San Diego (from Steve DeBerg)	Nov. 18, 1990
89	Otis Taylor vs. Miami (from Len Dawson)	Nov. 13, 1966
86	Stephone Paige vs. New England (from Steve DeBerg)	Dec. 2, 1990
	Derrick Alexander vs. Chicago (from Elvis Grbac)	Sept. 12, 1999
Most Yards Gained, Running Back, Career		
2,829	Kimble Anders	1991-00
2,739	Abner Haynes	1960-65
2,456	Ed Podolak	1969-77
1,945	Curtis McClinton	1962-69
1,856	Todd McNair	1989-93, '96
Most Yards Gained, Running Back, Season		
590	Curtis McClinton	1965

576	Abner Haynes	1960
573	Abner Haynes	1962
562	Abner Haynes	1964
558	Abner Haynes	1961
Most Yards Gained, Tight End, Career		
3,101	Fred Arbanas	1962-70
3,041	Tony Gonzalez	1997-00
2,396	Walter White	1975-79
1,541	Jonathon Hayes	1985-93
1,046	Keith Cash	1992-96
Most Yards Gained, Tight End, Season		
1,203	Tony Gonzalez	2000
849	Tony Gonzalez	1999
808	Walter White	1976
686	Fred Arbanas	1964
674	Walter White	1977
Most Yards Gained, Rookie, Season		
789	Chris Burford (TE)	1960
678	Sylvester Morris	2000
611	Johnny Robinson (RB)	1960
576	Abner Haynes (RB)	1960
564	Tim Barnett	1991

AVERAGE GAIN

Highest Average Gain, Career (200 receptions)		
18.12	Carlos Carson (351-6,360)	1980-89
17.82	Otis Taylor (410-7,306)	1965-75
16.82	Stephone Paige (377-6,341)	1983-91
Highest Average Gain, Season (24 receptions)		
22.36	Otis Taylor (58-1,297)	1966
21.93	Stephone Paige (43-943)	1985
21.83	Frank Pitts (30-855)	1968
Highest Average Gain, Game (3 receptions)		
42.00	C. McClinton vs. Denver (5-213)	Dec. 19, 1965
40.00	J. Robinson vs. N.Y. Titans (3-120)	Oct. 2, 1960
39.67	Otis Taylor vs. Denver (3-119)	Dec. 14, 1968

TOUCHDOWNS

Most Touchdowns, Career		
57	Otis Taylor	1965-75
55	Chris Burtford	1960-67
49	Stephone Paige	1983-91
34	Fred Arbanas	1962-70
33	Henry Marshall	1967-87
	Carlos Carson	1980-89
Most Touchdowns, Season		
12	Chris Burford	1962
11	Otis Taylor	1967
	Stephone Paige	1986
	Tony Gonzalez	1999
10	Stephone Paige	1985
	Derrick Alexander	2000
Most Touchdowns, Consecutive Seasons		
21	Chris Burford (12, 9)	1962-63
	Stephone Paige (10, 11)	1985-86
20	Tony Gonzalez (11, 9)	1998-00
19	Otis Taylor (8, 11)	1966-67
17	Chris Burford (5, 12)	1961-62
	Frank Jackson (8, 9)	1963-64
Most Touchdowns, Rookie, Season		
6	Fred Arbanas	1962
	Stephone Paige	1983
5	Chris Burford	1960
	Otis Taylor	1965
	Bill Jones	1990
	Tim Barnett	1991
Most Touchdowns, Game		
4	Frank Jackson vs. San Diego	Dec. 13, 1964
3	Chris Burford vs. Oakland	Sept. 23, 1962
	Chris Burford vs. Boston	Sept. 25, 1966
	Otis Taylor vs. Denver	Dec. 17, 1967
	Otis Taylor vs. N.Y. Jets	Nov. 16, 1969
	Sylvester Morris vs. San Diego	Sept. 17, 2000
Most Consecutive Games, Touchdown Receptions		
5	Chris Burford	Sept. 8, 1962 - Oct. 12, 1962
	Otis Taylor	Oct. 23, 1966 - Nov. 20, 1966
4	Curtis McClinton	Dec. 11, 1966 - Oct. 2, 1966
	Willie Frazier	Sept. 17, 1972 - Oct. 8, 1977
	Otis Taylor	Sept. 25, 1972 - Oct. 15, 1979
	Tony Gonzalez	Sept. 24, 2000 - Oct. 22, 2000

20+ YARD RECEPTIONS

(Compiled Since 1959)

Most 20+ Yard Receptions, Career		
55	Derrick Alexander	1998-00
53	Willie Davis	1991-95
43	J.J. Birden	1990-94
33	Tony Gonzalez	1997-00
25	Andre Rison	1997-99
Most 20+ Yard Receptions, Season		
24	Derrick Alexander	2000
20	Derrick Alexander	1998
17	Andre Rison	1997
16	Tony Gonzalez	2000
15	Stephone Paige	1990

INTERCEPTIONS BY

Most Seasons, Leading League		
2	Johnny Robinson	1966, 1970
	Emmitt Thomas	1969, 1974
Most Interceptions By, Career		
58	Emmitt Thomas	1966-78
57	Johnny Robinson	1960-71
50	Deron Cherry	1981-91
39	Gary Barbaro	1976-82
38	Albert Lewis	1983-93
Most Interceptions By, Season		
12	Emmitt Thomas	1974
10	Johnny Robinson	1966
	Bobby Hunt	1966
	Johnny Robinson	1970
9	Emmitt Thomas	1969
	Deron Cherry	1986
Most Interceptions By, Game		
*4	Bobby Ply vs. San Diego	Dec. 16, 1962
	Bobby Hunt vs. Houston	Oct. 4, 1964
	Deron Cherry vs. Seattle	Sept. 29, 1985
	*NFL RECORD	
3	Bobby Ply vs. Denver	Dec. 9, 1962
	Johnny Robinson vs. Baltimore	Sept. 28, 1970
	Albert Lewis vs. Atlanta	Dec. 8, 1985
	Lloyd Burruss vs. San Diego	Oct. 19, 1986
	Albert Lewis vs. Atlanta	Sept. 1, 1991
Most Consecutive Games, Passes Intercepted By		
6	Eric Harris	1980

YARDS GAINED

Most Yards Gained, Career

938	Emmitt Thomas (58 INTs)	1966-78
771	Gary Barbaro (39 INTs)	1975-82
741	Johnny Robinson (57 INTs)	1960-71
688	Deron Cherry (50 INTs)	1981-91
674	Bobby Hunt (37 INTs)	1962-67

Most Yards Gained, Season

274	Mark McMillian (8 INTs)	1997
228	Bobby Hunt (6 INTs)	1963
214	Emmitt Thomas (12 INTs)	1974
193	Lloyd Burruss (5 INTs)	1986
165	Gary Barbaro (8 INTs)	1977
163	Gary Barbaro (10 INTs)	1980

Most Touchdowns, Career

6	Bobby Bell	1963-74
5	Emmitt Thomas	1966-78
	Jim Kearney	1967-75
4	Lloyd Burruss	1981-91

Most Touchdowns, Season

*4	Jim Kearney *NFL RECORD	1972
3	Lloyd Burruss	1986

Most Yards Gained, Game

121	Lloyd Burruss vs. San Diego (3 INTs)	Oct. 19, 1986
108	Bobby Ply vs. San Diego (4 INTs)	Dec. 16, 1962
102	Gary Barbaro vs. Seattle (1 INT)	Dec. 11, 1977
100	Tim Collier vs. Oakland (1 INT)	Dec. 18, 1977
99	Dave Grayson vs. N.Y. Titans (1 INT)	Dec. 17, 1961
	Kevin Ross vs. San Diego (1 INT)	Sept. 6, 1992

Longest Interception Return (All TDs)

102	Gary Barbaro vs. Seattle	Dec. 11, 1977
100	Tim Collier vs. Oakland	Dec. 18, 1977
99	Dave Grayson vs. N.Y. Titans	Dec. 17, 1961
	Kevin Ross vs. San Diego	Sept. 6, 1992
87	Mark McMillian vs. San Diego	Dec. 14, 1997
80	David Webster vs. Oakland	Oct. 9, 1960

TOUCHDOWNS

	Mark McMillian	1997
2	Emmitt Thomas	1974
	Charles Mincy	1992

Most Touchdowns, Game

*2	Jim Kearney vs. Denver	Oct. 1, 1972
	Lloyd Burruss vs. San Diego	Oct. 19, 1986
	* NFL RECORD	

PUNTING

Most Seasons Leading League

1	Bob Grupp	1979
*4	Jerrel Wilson	1985, 1968, 1972-73
	*NFL RECORD	

PUNTS

Most Punts, Career

1,014	Jerrel Wilson	1963-77
421	Louie Aguiar	1994-98
284	Jim Arnold	1983-85
272	Bryan Barker	1990-93
219	Kelly Goodburn	1987-90

Most Punts, Season

101	Daniel Pope	1999
99	Lewis Colbert	1986
98	Jim Arnold	1984
93	Jim Arnold	1983, 1985

Most Punts, Game

11	Bob Grupp vs. Baltimore	Sept. 2, 1979
----	-------------------------	---------------

	Jim Arnold vs. San Francisco	Nov. 17, 1985
	Kelly Goodburn vs. Cleveland	Nov. 19, 1989
	Louie Aguiar vs. San Diego	Nov. 18, 1994
10	Jerrel Wilson vs. N.Y. Jets	Sept. 18, 1965
	Jerrel Wilson vs. Denver	Oct. 6, 1974
	Kelly Goodburn vs. N.Y. Jets	Oct. 2, 1988
	Todd Sauerbrun vs. San Diego	Nov. 26, 2000

Longest Punt

74	Bob Grupp vs. San Diego	Nov. 4, 1979
72	Jerrel Wilson vs. San Diego	Sept. 29, 1963
70	Jerrel Wilson vs. Denver	Oct. 11, 1964
	Jerrel Wilson vs. Buffalo	Oct. 18, 1964
	Jerrel Wilson vs. Houston	Nov. 28, 1968

AVERAGE YARDAGE

Highest Average, Career (200 Punts)

43.57	Jerrel Wilson (1,014-44,185)	1963-77
42.59	Louie Aguiar (421-17,930)	1994-98
42.02	Jim Arnold (284-11,934)	1983-85

Highest Average, Season (Qualifiers)

46.06	Jerrel Wilson (63-3,132)	1965
-------	--------------------------	------

45.53	Jerrel Wilson (80-3,642)	1973
45.10	Jerrel Wilson (63-2,841)	1968

Highest Average, Game (4 punts)

56.40	Jerrel Wilson vs. Boston (5-282)	Oct. 11, 1970
55.60	Louie Aguiar vs. Arizona (5-278)	Oct. 1, 1995
54.75	Jerrel Wilson vs. Boston (4-129)	Oct. 3, 1965

PUNTS HAD BLOCKED

Most Consecutive Punts, None Blocked

377	Louie Aguiar	1994-98
256	Jerrel Wilson	1968-71
233	Jim Arnold	1983-85

Punts Had Blocked, Career

12	Jerrel Wilson	1963-77
2	Bob Grupp	1979-81
	Jim Arnold	1983-85

	Bryan Barker	1990-93
	Daniel Pope	1999

Punts Had Blocked, Season

2	Jerrel Wilson	1974
	Jim Arnold	1985
	Daniel Pope	1999

Punts Had Blocked, Game

2	Jim Arnold vs. Denver	Oct. 27, 1985
---	-----------------------	---------------

PUNT RETURNS

PUNT RETURNS

Most Punt Returns, Career

220	J.T. Smith	1979-84
181	Tamarick Vanover	1995-99
86	Ed Podolak	1969-77
83	Dale Carter	1992-95
71	Larry Brunson	1974-77

Most Punt Returns, Season

58	J.T. Smith	1979
51	Tamarick Vanover	1995
	Tamarick Vanover	1999
50	J.T. Smith	1981
43	Garcia Lane	1980

Most Punt Returns, Game

8	Ed Podolak vs. San Diego	Nov. 10, 1974
7	J.T. Smith vs. Baltimore	Sept. 2, 1979
	J.T. Smith vs. N.Y. Giants	Oct. 21, 1979
	Tamarick Vanover vs. Detroit	Sept. 26, 1999
	Tamarick Vanover vs. Denver	Dec. 5, 1999

Most Yards Gained, Game

141	J.T. Smith vs. Oakland	Sept. 23, 1979
139	Tamarick Vanover vs. Denver	Dec. 5, 1999
130	Tamarick Vanover vs. New Orleans	Dec. 21, 1997
123	J.T. Smith vs. Baltimore	Nov. 2, 1980
	Jitter Fields vs. Denver	Oct. 18, 1987
116	Tamarick Vanover vs. Oakland	Jan. 2, 2000

Most Seasons Leading League

2	J.T. Smith
Most Yards Gained Career	
2,322	J.T. Smith
1,930	Tamarick Vanover
787	Dale Carter
739	Ed Podolak
609	Larry Brunson
Most Yards Gained, Season	
640	Tamarick Vanover
612	J.T. Smith
581	J.T. Smith
540	Tamarick Vanover

Most Seasons Leading League

1	Abner Haynes
	Noland Smith
	Ed Podolak
	J.T. Smith
Highest Average, Career (50 returns)	
11.11	Noland Smith (53-589)
10.87	Abner Haynes (54-587)
10.66	Tamarick Vanover (181-1,930)

Most Touchdowns, Career

4	J.T. Smith
	Tamarick Vanover
Most Touchdowns, Season	
2	J.T. Smith
	J.T. Smith

YARDS GAINED

1979-80	528	J.T. Smith	1981
Most Yards Gained, Game			
1979-84	141	J.T. Smith vs. Oakland	Sept. 23, 1979
1995-99	130	Tamarick Vanover vs. New Orleans	Dec. 21, 1997
1992-96	123	J.T. Smith vs. Baltimore	Nov. 2, 1980
1969-77		Jitter Fields vs. Denver	Oct. 18, 1987
1974-77	110	Goldie Sellers vs. Boston	Nov. 17, 1968
Longest Punt Return (All TDs)			
	88	J.T. Smith vs. Oakland	Sept. 23, 1979
	86	Dale Carter vs. Seattle	Nov. 22, 1992
	86	Tamarick Vanover vs. San Diego	Oct. 9, 1995
	85	Jitter Fields vs. Denver	Oct. 18, 1987
	84	Tamarick Vanover vs. Oakland	Jan. 2, 2000

AVERAGE YARDAGE

Highest Average, Season (Qualifiers)			
	15.36	Abner Haynes (14-215)	1960
	15.00	Noland Smith (18-270)	1968
	14.79	Johnny Robinson (14-207)	1960
Highest Average, Game (3 returns)			
	28.67	Mike Garrett vs. Buffalo (3-86)	Sept. 11, 1966
		Noland Smith vs. N.Y. Jets (3-86)	Sept. 15, 1968
	27.50	Goldie Sellers vs. Boston (4-110)	Nov. 17, 1968
	27.00	Ed Podolak vs. Denver (3-81)	Oct. 4, 1970

TOUCHDOWNS

		Dale Carter	1992
		Tamarick Vanover	1999
Most Touchdowns, Game			
	1	17 times	
		Last; Tamarick Vanover vs. Oakland	Jan. 2, 2000

KICKOFF RETURNS**KICKOFF RETURNS****Most Kickoff Returns, Career**

212	Tamarick Vanover
84	Dave Grayson
68	Noland Smith
64	Anthony Hancock
62	Jeff Smith
Most Kickoff Returns, Season	
51	Tamarick Vanover

Most Yards Gained, Career

5,099	Tamarick Vanover
2,231	Dave Grayson
1,822	Noland Smith
1,309	Abner Haynes
1,292	Paul Palmer
Most Yards Gained, Season	
1,308	Tamarick Vanover
1,148	Noland Smith
1,095	Tamarick Vanover
956	Tamarick Vanover
923	Paul Palmer

Most Seasons Leading League

1	Dave Grayson
Highest Average, Career (50 returns)	
26.79	Noland Smith (68-1,822)
26.56	Dave Grayson (84-2,231)
25.17	Abner Haynes (52-1,309)
Highest Average, Season (Qualifiers)	
29.71	Dave Grayson (18-535)

Most Touchdowns, Career

4	Tamarick Vanover
2	Paul Palmer
Most Touchdowns, Season	
2	Paul Palmer

YARDS GAINED

Most Yards Gained, Game			
	251	Jon Vaughn vs. Miami	Dec. 12, 1994
	244	Noland Smith vs. San Diego	Oct. 15, 1967
	221	Paul Palmer vs. Seattle	Sept. 20, 1987
Longest Kickoff Return (All TDs)			
	*106	Noland Smith vs. Denver	Dec. 17, 1967
		*NFL RECORD	
	99	Dave Grayson vs. Denver	Sept. 7, 1963
	99	Tamarick Vanover vs. Seattle	Sept. 3, 1995
	97	Boycya Green vs. Pittsburgh	Dec. 21, 1986
		Tamarick Vanover vs. Denver	Oct. 27, 1996

AVERAGE YARDAGE

	28.31	Dave Grayson (16-453)	1961
	28.30	Larry Marshall (23-651)	1972
Highest Average, Game (3 returns)			
	44.33	Paul Palmer vs. Seattle (3-133)	Dec. 27, 1987
	40.67	Noland Smith vs. San Diego (6-244)	Oct. 15, 1967
	40.33	L. Williams vs. Cincinnati (3-121)	Nov. 21, 1976

TOUCHDOWNS

	2	Tamarick Vanover	1995
Most Touchdowns, Game			
	1	12 times	
		Last; Tamarick Vanover vs. Buffalo	Sept. 14, 1997

FUMBLES

Most Fumbles, Season

16	Steve Fuller	1980
15	Len Dawson	1964

Most Fumbles, Game

*7	Len Dawson vs. San Diego	Nov. 15, 1964
	*NFL RECORD	

OPPONENTS' FUMBLES RECOVERED

Most Opponents' Fumbles Recovered, Career

19	Derrick Thomas	1989-99
17	Dan Saleaumua	1989-96
15	Bobby Bell	1963-74
	Willie Lanier	1967-77
	Deron Cherry	1981-91
14	Jim Lynch	1967-77

Most Opponents' Fumbles Recovered, Career

5	Dan Saleaumua	1989
4	Bill Andrews	1977
	Tim Gray	1977
	Gary Spani	1980

Most Opponents' Fumbles Recovered, Game

*3	Charles Jackson vs. Pittsburgh	Sept. 6, 1981
	*NFL RECORD	

Most Opponents' Fumbles Recovered, Season

6	Deron Cherry	1988
	Dan Saleaumua	1990

Longest Return After Fumble Recovered, Yards

100 (TD)	Chris Martin vs. Miami	Oct. 13, 1991
----------	------------------------	---------------

OPPONENTS' FUMBLES FORCED

(Forced fumbles compiled by Chiefs since 1982)

Most Opponents' Fumbles Forced, Career

45	Derrick Thomas	1989-99
29	Neil Smith	1988-96
13	Kevin Ross	1984-93, '97
11	Deron Cherry	1981-91
	Bill Maas	1984-92

Most Opponents' Fumbles Forced, Season

8	Derrick Thomas	1992
6	Derrick Thomas	1990
	Derrick Thomas	1994

COMBINED NET YARDS GAINED

(Rushing, receiving, interception returns, punt returns, kickoff returns and fumble returns)

ATTEMPTS

Most Attempts, Career

1,559	Ed Podolak	1969-77
1,288	Christian Okoye	1987-92
1,095	Abner Haynes	1960-65

Most Attempts, Game

277	Ed Podolak	1973
38	Christian Okoye vs. Green Bay	Dec. 10, 1989
37	Christian Okoye vs. Seattle	Nov. 5, 1989
36	Abner Haynes vs. Denver	Oct. 30, 1960
35	Barry Word vs. L.A. Raiders	Dec. 22, 1991
34	Woody Green vs. N.Y. Giants	Nov. 3, 1974

Most Attempts, Season

372	Christian Okoye	1989
286	Mike Garrett	1967

YARDS GAINED

Most Yards Gained, Career

8,442	Abner Haynes	1960-65
8,178	Ed Podolak	1969-77
7,467	Otis Taylor	1965-75

Most Yards Gained, Career

1,897	Tamarick Vanover	1995
1,865	Abner Haynes	1961

Most Yards Gained, Season

2,100	Abner Haynes	1960
-------	--------------	------

Most Yards Gained, Game

309	Stephone Paige vs. San Diego	Dec. 22, 1985
276	Abner Haynes vs. San Diego	Oct. 20, 1963
265	Abner Haynes vs. Oakland	Sept. 27, 1964

SACKS

(Sacks have been compiled since 1973)

Most Sacks, Career

126.5	Derrick Thomas	1989-99
86.0	Neil Smith	1988-96
72.5	Art Still	1978-87
51.0	Mike Bell	1979-85, 1987-91
40.0	Bill Maas	1984-92

Most Sacks, Career

14.0	Eric Hicks	2000
------	------------	------

Most Sacks, Season

20.0	Derrick Thomas	1990
15.0	Neil Smith	1993
14.5	Art Still	1980
	Art Still	1984
	Neil Smith	1992

Most Sacks, Game

*7.0	Derrick Thomas vs. Seattle	Nov. 11, 1990
	*NFL RECORD	
6.0	Derrick Thomas vs. Oakland	Sept. 6, 1998
4.0	Wilbur Young vs. San Diego	Oct. 19, 1975
	Art Still vs. Oakland	Oct. 5, 1980
	Derrick Thomas vs. Buffalo	Oct. 7, 1991
	Derrick Thomas vs. San Diego	Nov. 8, 1992
	Neil Smith vs. L.A. Raiders	Oct. 3, 1993

TACKLES

(Tackles compiled by Chiefs since 1977)

Most Tackles, Career

999	Gary Spani	1978-86
992	Art Still	1978-87
927	Deron Cherry	1981-91
827	Kevin Ross	1984-93, '97
728	Derrick Thomas	1989-99

Most Tackles, Season

157	Gary Spani	1979
153	Gary Spani	1981
151	Deron Cherry	1986
	Donnie Edwards	1998
149	Gary Spani	1980

MISCELLANEOUS

Longest Return of Blocked Field Goal

78 (TD)	Lloyd Burruss vs. Pittsburgh	Dec. 21, 1986	65 (TD)	Kevin Ross vs. Cincinnati	Dec. 6, 1987
---------	------------------------------	---------------	---------	---------------------------	--------------

TEAM

GAMES WON

Most Consecutive Games Won

- 7 1968-69, 1969, 1995
- 6 1968, 1997
- 5 1961-62, 1966-67, 1971, 1984-85

Most Consecutive Games Won, Start of Season

- 4 1996
- 3 1962, 1966, 1994, 1995

Most Consecutive Games Won, End of Season

- 6 1997
- 5 1968
- 3 1960, 1963, 1966, 1967, 1971, 1972, 1984, 1986

Most Consecutive Home Games Won

- 11 1997-98
- 10 1968-69, 1995-96
- 9 1970-71, 1994-95
- 8 1997

Most Consecutive Road Games Won

- 9 1966-67, 1994-95
- 6 1967-68
- 1968-69, 1971-72

GAMES LOST

Most Consecutive Games Lost

- 9 1987
- 8 1975-76
- 7 1985

Most Consecutive Games Lost, Start of Season

- 5 1977
- 4 1976, 1980
- 3 1975

Most Consecutive Games Lost, End of Season

- 6 1977

- 4 1975
- 3 1996

Most Consecutive Home Games Lost

- 8 1974-75
- 7 1975-76
- 6 1977-78

Most Consecutive Road Games Lost

- 8 1978-79, 1985-86
- 6 1988
- 5 1961, 1975-76, 1984, 1987, 1998

SCORING

POINTS

Most Points, Season

- 448 1966
- 408 1967
- 390 1999
- 389 1962
- 371 1968

Most Points, Consecutive Seasons

- 856 (448, 408) 1966-67
- 779 (408, 371) 1967-68
- 770 (322, 448) 1965-66
- 745 (390, 355) 1999-00
- 736 (389, 347) 1962-63
- 717 (327, 390) 1998-99

Fewest Points, Season

- 176 1982 (9 games)
- 225 1977
- 231 1973

Most 40-Point Games, Season

- 4 1966
- 3 1961, 1962, 1963, 1964, 1967
- 2 1965, 1968, 1983, 2000

Most 30-Point Games, Season

- 8 1966
- 7 1999
- 6 1967

Most Points Scored, Game

- 59 vs. Denver Sept. 7, 1963
- 56 vs. Denver Oct. 23, 1966
- 54 vs. St. Louis Oct. 22, 2000
- 52 4 times; Last vs. Denver Oct. 29, 1967

Most Points, Both Teams, Game

- 99 Kansas City (48) vs. Seattle (51) Nov. 27, 1983 (OT)
- 88 Denver (39) vs. Kansas City (49) Nov. 1, 1964
- Kansas City (54) vs. St. Louis (34) Oct. 22, 2000

Fewest Points, Both Teams, Game

- 3 Kansas City (0) vs. Tampa Bay (3) Dec. 16, 1979
- 9 Cleveland (6) vs. Kansas City (3) Sept. 4, 1988
- 12 Kansas City (3) vs. Miami (9) Oct. 20, 1974
- St. Louis (6) vs. Kansas City (6) Nov. 22, 1970

Most Points Shutout Victory, Game

- 48 vs. N.Y. Jets Dec. 22, 1963
- 41 vs. Miami Oct. 8, 1967
- 34 vs. Boston Dec. 11, 1960
- vs. Houston Nov. 26, 1989
- vs. Cleveland Sept. 30, 1990
- vs. San Diego Oct. 31, 1999

Fewest Points, Shutout Victory, Game

- 14 vs. Baltimore Sept. 2, 1979
- 16 vs. Denver Dec. 6, 1970
- 17 vs. L.A. Chargers Sept. 25, 1960

Most Consecutive Games Scoring

- 179 1963-76
- 108 1994-present
- 91 1987-92
- 60 1979-84
- 52 1960-63, 1976-79

Most Points, Two Consecutive Games

- 104 Oct. 23, 1966 - Oct. 30, 1966

TOUCHDOWNS

Most Touchdowns, Season

- 55 1966
- 50 1962
- 49 1964, 1967
- 47 1999

Most Touchdowns, Consecutive Seasons

- 104 (55, 49) 1966-67
- 96 (50, 46) 1962-63
- 95 (45, 50) 1961-62
- (46, 49) 1963-64
- (40, 55) 1965-66
- 91 (46, 45) 1960-61
- (47, 44) 1999-00

Fewest Touchdowns, Season

- 17 1982 (9 games)
- 23 1973
- 24 1988

Most Touchdowns, Game

- 8 vs. Denver Sept. 7, 1963
- vs. Denver Oct. 23, 1966
- 7 9 times; Last vs. St. Louis Oct. 22, 2000

Most Touchdowns, Both Teams, Game

- 13 Kansas City (7) vs. Seattle (6) Nov. 27, 1983 (OT)
- 12 Denver (5) vs. Kansas City (7) Nov. 1, 1964
- Kansas City (7) vs. St. Louis (5) Oct. 22, 2000

Most Consecutive Games Scoring Touchdowns

96 1963-70
 63 1997-present
 52 1960-63
 33 1976-78

Most Return Touchdowns, Season

11 1992, 1999
 7 1995, 1997
 6 1987

Most Defensive Touchdowns, Season

9 1999
 8 1992
 5 1972, 1974, 1977
 4 1980, 1967, 1981, 1986, 1995, 1997

Fewest Defensive Touchdowns, Season

0 1962, 1976, 1978, 1988
 1 1961, 1975, 1976, 1989, 1998

Most Defensive Touchdowns, Game

3 vs. Denver Dec. 27, 1992
 2 11 times, last vs. Oakland Nov. 28, 1999

Most Interception Return TDs, Season

6 1992
 5 1972, 1974, 1999
 4 1960, 1966, 1997

Most Fumble Return TDs, Season

4 1999
 3 1997, 1980, 1981
 2 1989, 1991, 1992, 1993, 1995

Most Special Teams Touchdowns, Season

5 1986, 1987
 4 1995
 3 1969, 1992

Most Special Teams Touchdowns, Game

3 vs. Pittsburgh Dec. 21, 1986
 2 vs. Cleveland Sept. 30, 1990

POINTS AFTER TOUCHDOWN**Most Points After Touchdown, Season**

48 1966
 47 1962
 46 1964

Fewest Points After Touchdown, Season

17 1982 (9 games)

21 1973
 23 1988

Most Points After Touchdown, Game

8 vs. Denver Sept. 8, 1963
 vs. Denver Oct. 23, 1966

TWO-POINT ATTEMPTS**Most Two-Point Attempts, Season**

5 1997
 4 1961, 1994
 3 1964, 1965, 1966, 1967, 1995

Most Two-Point Conversions, Season

3 1961, 1965, 1994
 2 1966, 1967, 1997
 1 1960, 1963, 1964

Most Two-Point Attempts, Game

2 vs. Buffalo Oct. 18, 1964
 vs. Houston Oct. 24, 1965
 vs. St. Louis Oct. 26, 1997

Most Two-Point Conversions, Game

2 vs. Houston Oct. 24, 1965
 vs. St. Louis Oct. 26, 1997

FIELD GOALS**Most Field Goals Attempted, Season**

44 1971
 42 1970
 40 1968

Fewest Field Goals Attempted, Season

17 1964
 18 1977
 22 1979

Most Field Goals Attempted, Game

7 vs. Buffalo Dec. 19, 1971
 6 6 times; Last vs. Washington Oct. 10, 1976

Most Field Goals Attempted, Both Teams, Game

10 Kansas City (7) vs. Buffalo (3) Dec. 19, 1971
 Kansas City (5) vs. San Diego (5) Oct. 29, 1972

Most Field Goals Made, Season

34 1990
 30 1968, 1970
 27 1969, 1988, 1997, 1998

Fewest Field Goals Made, Season

7 1961
 8 1963, 1964
 12 1979

Most Field Goals Made, Game

5 vs. Buffalo Nov. 2, 1969
 vs. Buffalo Dec. 7, 1969
 vs. Buffalo Dec. 19, 1971
 vs. L.A. Raiders Sept. 12, 1985
 vs. Cincinnati Nov. 13, 1988
 vs. Chicago Dec. 29, 1990
 vs. Denver Sept. 20, 1993

Most Field Goals Made, Both Teams, Game

*8 Kansas City (5) vs. Buffalo (3) Dec. 19, 1971
 *NFL RECORD
 7 Buffalo (2) vs. Kansas City (5) Dec. 7, 1969

Most Consecutive Games Scoring Field Goals

16 1970
 11 1968-69, 1971-72, 1985-86
 10 1980-81

SAFETIES**Most Safeties, Season**

3 1988, 1997

Most Safeties, Game

1 16 times; Last vs. Oakland Sept. 6, 1998

FIRST DOWNS**Most First Downs, Season**

322 1991, 1994
 321 2000
 315 1981, 1997
 314 1983

Fewest First Downs, Season

163 1982 (9 games)
 183 1970
 208 1973

Most First Downs, Game

32 vs. Houston Oct. 24, 1965
 31 vs. Oakland Nov. 5, 2000

30 vs. L.A. Raiders Dec. 22, 1991
 29 vs. N.Y. Giants Nov. 3, 1974
 vs. Denver Oct. 24, 1976
 vs. Seattle Nov. 22, 1981
 vs. San Diego Sept. 20, 1981
 vs. Seattle Sept. 28, 1997

Fewest First Downs, Game

4 vs. Tampa Bay Dec. 16, 1979
 7 vs. Boston Oct. 23, 1964
 vs. Oakland Dec. 12, 1970
 8 10 times; Last vs. Miami Oct. 11, 1997

Most First Downs, Both Teams, Game

62	Kansas City (31) vs. Oakland (49)	Nov. 5, 2000
59	Seattle (33) vs. Kansas City (26)	Nov. 27, 1983 (OT)
58	Denver (34) vs. Kansas City (24)	Nov. 18, 1974

Fewest First Downs, Both Teams, Games

15	Denver (8) vs. Kansas City (7)	Dec. 6, 1970
18	Kansas City (7) vs. Boston (11)	Oct. 23, 1964

Most First Downs, Rushing, Season

160	1978, 1981
130	1980
129	1969, 1997

Fewest First Downs, Rushing, Season

71	1982 (9 games)
79	1985
83	1970, 1983, 1986

Most First Downs, Rushing, Game

20	vs. Houston	Oct. 1, 1961
18	vs. Oakland	Oct. 20, 1968
	vs. Seattle	Nov. 22, 1981
	vs. Detroit	Nov. 28, 1996
16	8 times; Last vs. Buffalo	Oct. 7, 1991

Fewest First Downs, Rushing, Game

0	vs. Cincinnati *NFL RECORD	Nov. 24, 1974
	vs. Pittsburgh	Nov. 10, 1985
	vs. L.A. Raiders	Dec. 6, 1992
	vs. Denver	Oct. 27, 1996
1	7 times; Last vs. Denver	Nov. 16, 1998

Most First Downs, Passing, Season

211	1994
208	1983
207	2000
180	1993

Fewest First Downs, Passing, Season

79	1982 (9 games)
86	1970
89	1968

Most First Downs, Passing, Game

23	vs. Oakland	Nov. 5, 2000
21	vs. Dallas	Nov. 20, 1983
	vs. Denver	Oct. 17, 1994
19	vs. Denver	Nov. 1, 1964
	vs. N.Y. Jets	Nov. 16, 1969
	vs. Denver	Oct. 30, 1983
	vs. Miami	Dec. 12, 1994

Fewest First Downs, Passing, Game

1	vs. Oakland	Oct. 20, 1968
	vs. Houston	Sept. 10, 1978
	vs. Tampa Bay	Dec. 16, 1979
2	4 times; Last vs. Seattle	Dec. 17, 1978

Most First Downs, Penalty, Season

33	1996, 1998
29	1966, 1978, 1984
28	1979

Fewest First Downs, Penalty, Season

4	1969
8	1965
9	1973

Most First Downs, Penalty, Game

9	vs. L.A. Raiders	Oct. 3, 1993
7	vs. L.A. Raiders	Sept. 17, 1989
	vs. Seattle	Oct. 17, 1996
5	6 times; Last vs. San Diego	Nov. 22, 1998

Fewest First Downs, Penalty, Game

0	Many times
---	------------

NET YARDS GAINED RUSHING AND PASSING**YARDS GAINED****Most Yards Gained, Season**

5,692	1994
5,614	2000
5,596	1983
5,321	1991, 1999

Most Yards Gained, Consecutive Seasons

10,937	(5,692, 5,245)	1994-95
10,935	(5,321, 5,614)	1999-00
10,690	(5,595, 5,095)	1983-84
10,536	(5,215, 5,321)	1990-91
10,527	(4,835, 5,692)	1993-94
10,480	(5,265, 5,215)	1989-90

Fewest Yards Gained, Season

2,498	1982 (9 games)
3,536	1973
3,577	1970

Most Yards Gained, Game

615	vs. Denver	Oct. 23, 1966
566	vs. Detroit	Oct. 14, 1990
551	vs. Buffalo	Sept. 30, 1962
542	vs. Houston	Oct. 24, 1965
537	vs. San Diego	Dec. 11, 1983

Fewest Yards Gained, Game

62	vs. Oakland	Nov. 8, 1963
80	vs. Tampa Bay	Dec. 16, 1979
104	vs. Buffalo	Oct. 29, 1973
106	vs. Oakland	Dec. 8, 1973
121	vs. Denver	Oct. 4, 1970
	vs. Oakland	Dec. 12, 1970

Most Yards Gained, Both Teams, Game

1,013	Kansas City (537) vs. San Diego (476)	Dec. 11, 1983
986	Kansas City (513) vs. Oakland (473)	Nov. 5, 2000
968	San Diego (532) vs. Kansas City (436)	Dec. 22, 1985
962	Kansas City (431) vs. Seattle (531)	Nov. 27, 1983 (OT)

Fewest Yards Gained, Both Teams, Game

323	Kansas City (178) vs. N.Y. Jets (145)	Nov. 7, 1971
335	Houston (91) vs. Kansas City (244)	Oct. 12, 1969
338	Oakland (276) vs. Kansas City (62)	Nov. 8, 1963

Most Consecutive Games, 400 or More Yards Gained

4	1976
3	1974, 2000

Most Consecutive Games, 300 or More Yards Gained

10	1966-67, 1989
7	1981, 1991
6	1961-62, 1964-65, 1984-85

PLAYS**Most Plays, Season**

1,098	1994
1,074	1983
1,059	1995
1,057	1981
1,054	1978, 1997

Fewest Plays, Season

573	1982 (9 games)
775	1970
831	1968

Most Plays, Game

91	vs. Cincinnati	Sept. 3, 1978
86	vs. N.Y. Giants	Nov. 3, 1974
	vs. Seattle	Sept. 28, 1997
85	vs. Jacksonville	Nov. 9, 1997

Fewest Plays, Game

38	vs. Oakland	Dec. 12, 1970
	vs. Tampa Bay	Dec. 16, 1979
41	vs. San Diego	Oct. 7, 1982
42	vs. Oakland	Dec. 8, 1973

RUSHING

ATTEMPTS

Most Rushing Attempts, Season

663 1978
610 1981
569 1979
559 1989
552 1980

Most Rushing Attempts, Consecutive Seasons

1,232 (663, 569)	1978-79
1,162 (552, 610)	1980-81
1,121 (569, 552)	1979-80
1,089 (456, 663)	1977-78
1,063 (559, 504)	1989-90

Fewest Rushing Attempts, Season

269 1982 (9 games)
383 2000
387 1983
400 1983

Most Rushing Attempts, Game

69 vs. Cincinnati	Sept. 3, 1978
60 vs. Oakland	Oct. 20, 1968
57 vs. Seattle	Nov. 5, 1989

Fewest Rushing Attempts, Game

9 at Oakland	Nov. 5, 2000
11 vs. New England	Oct. 11, 1998
12 vs. Oakland	Dec. 8, 1973
vs. Denver	Oct. 27, 1996
14 vs. San Diego	Sept. 29, 1963
vs. Pittsburgh	Nov. 10, 1985
vs. L.A. Raiders	Dec. 6, 1992

Most Yards Gained, Rushing, Season

2,986 1978
2,633 1981
2,407 1962

Most Yards Gained, Rushing, Consecutive Seasons

5,302 (2,316, 1,873)	1978-79
4,829 (1,843, 2,986)	1977-78
4,590 (2,183, 2,407)	1961-62

Fewest Yards Gained, Rushing, Season

943 1982 (9 games)
1,254 1983
1,465 2000
1,468 1986

Most Yards Gained, Rushing, Game

398 vs. Houston	Oct. 1, 1961
380 vs. Denver	Oct. 23, 1966
320 vs. Buffalo	Sept. 30, 1962

Highest Average Gain, Rushing, Season

5.18 1966
5.03 1962
4.97 1961

Most Touchdowns, Rushing, Season

24 1960
23 1961
22 1981

Most Touchdowns, Rushing, Consecutive Seasons

47 (24, 23)	1960-61
44 (23, 21)	1961-62
37 (19, 18)	1966-67
(19, 18)	1978-79
(15, 22)	1980-81

Most Rushing Attempts, Both Teams, Game

102 Kansas City (52) vs. San Diego (50) Nov. 12, 1978 (OT)
100 Denver (59) vs. Kansas City (41) Sept. 24, 1978

Fewest Rushing Attempts, Both Teams, Game

37 Houston (16) vs. Kansas City (21) Dec. 16, 1990
40 Kansas City (17) vs. Buffalo (23) Dec. 12, 1965

Most Games, 40 or More Rushing Attempts, Season

9 1978
8 1973, 1981
7 1968
6 1962, 1969, 1989
5 1976, 1979, 1980, 1997

Most Games, 30 or More Rushing Attempts, Season

14 1978
13 1981
12 1971, 1975, 1980
11 1969, 1989, 1990
10 1968, 1972, 1973, 1974, 1979, 1995, 1999

Most Consecutive Games, 40 or More Rushing Attempts

4 1968, 1978
3 1962, 1973, 1996

Most Consecutive Games, 30 or More Rushing Attempts

15 1980-81
8 1975, 1977-78
7 1972, 1978, 1978-79
6 1970, 1980, 1989, 1999

YARDS GAINED

313 vs. Cincinnati	Oct. 26, 1969
310 vs. Detroit	Oct. 14, 1990

Fewest Yards Gained, Rushing, Game

0 vs. Denver	Dec. 19, 1965
14 vs. New England	Oct. 11, 1998
17 vs. Boston	Nov. 18, 1960
vs. L.A. Raiders	Dec. 6, 1992

Most Yards Gained, Rushing, Both Teams, Game

502 Houston (104) vs. Texans (398) Oct. 1, 1961
Oakland (218) vs. Texans (284) Nov. 26, 1961
479 Detroit (228) vs. Kansas City (251) Nov. 23, 1975

Fewest Yards Gained, Rushing, Both Teams, Game

75 Kansas City (20) vs. Houston (55)	Sept. 29, 1974
105 Boston (78) vs. Kansas City (27)	Nov. 17, 1968
111 Dallas Texans (109) vs. San Diego (3)	Nov. 19, 1961
Kansas City (48) vs. San Diego (63)	Oct. 13, 1985

AVERAGE GAIN

Lowest Average Gain, Rushing, Season

3.24 1983
3.39 1980
3.40 1986

TOUCHDOWNS

Fewest Touchdowns, Rushing, Season

3 1982 (9 games)
6 1972
7 1987

Most Touchdowns, Rushing, Game

5 vs. Denver	Oct. 23, 1966
4 10 times; Last vs. Detroit	Oct. 14, 1990

Most Touchdowns, Rushing, Both Teams, Game

7 Boston (3) vs. Texans (4)	Sept. 8, 1962
Kansas City (4) vs. Denver (3)	Oct. 10, 1965

PASSING

ATTEMPTS

Most Passes Attempted, Season

641 1983
615 1994
593 1984

Most Passes Attempted, Consecutive Seasons

1,234 (641, 593)	1983-84
1,146 (615, 531)	1994-95
1,105 (490, 615)	1993-94

Fewest Passes Attempted, Season

264 1982 (9 games)
 270 1968
 289 1970

Most Passes Attempted, Game

59 vs. Dallas Nov. 20, 1983
 55 vs. San Diego Oct. 9, 1994
 vs. Miami Dec. 12, 1994
 54 vs. Denver Nov. 16, 1986
 vs. Denver Oct. 17, 1994
 vs. San Diego Sept. 29, 1996
 vs. San Diego Nov. 24, 1996
 53 vs. Oakland Nov. 5, 2000

Fewest Passes Attempted, Game

3 vs. Oakland Oct. 20, 1968
 6 vs. Oakland Dec. 13, 1969
 10 vs. Denver Sept. 24, 1978

Most Passes Attempted, Both Teams, Game

100 Tampa Bay (54) vs. Kansas City (46) Oct. 28, 1964
 95 Kansas City (54) vs. San Diego (41) Sept. 29, 1996
 90 Kansas City (59) vs. Dallas (31) Nov. 20, 1983
 Kansas City (41) vs. San Diego (49) Dec. 11, 1983

Fewest Passes Attempted, Both Teams, Game

26 Kansas City (6) vs. Oakland (20) Dec. 13, 1969
 Kansas City (13) vs. Tampa Bay (13) Dec. 16, 1979
 27 Houston (13) vs. Kansas City (14) Sept. 10, 1978

COMPLETIONS**Most Passes Completed, Season**

369 1983
 366 1994
 342 2000
 305 1984, 1998

Most Passes Completed, Consecutive Seasons

674 (369, 305) 1983-84
 666 (366, 300) 1994-95
 653 (287, 366) 1993-94

Fewest Passes Completed, Season

145 1982 (9 games)
 154 1970
 156 1968

Most Passes Completed, Game

39 vs. Oakland Nov. 5, 2000
 37 vs. San Diego Oct. 9, 1994

34 vs. Denver Oct. 17, 1994

33 vs. Dallas Nov. 20, 1983
 vs. Miami Dec. 12, 1994

Fewest Passes Completed, Game

2 vs. Oakland Oct. 20, 1968
 vs. Oakland Dec. 13, 1969
 5 7 times: Last vs. Seattle Dec. 17, 1978

Most Passes Completed, Both Teams, Game

62 Kansas City (31) vs. San Diego (31) Dec. 11, 1983
 55 San Diego (32) vs. Kansas City (23) Oct. 14, 1984
 Tampa Bay (29) vs. Kansas City (26) Oct. 28, 1984

Fewest Passes Completed, Both Teams, Game

11 San Diego (1) vs. Kansas City (10) Sept. 20, 1998
 12 Kansas City (7) vs. Tampa Bay (5) Dec. 16, 1979
 13 Kansas City (2) vs. Oakland (11) Dec. 13, 1969
 Boston (5) vs. Kansas City (8) Oct. 11, 1970

YARDS GAINED**Most Yards Gained, Passing, Season**

4,341 1983
 4,149 2000
 3,960 1994
 3,568 1984

Most Yards Gained, Passing, Consecutive Seasons

8,553 (4,684, 3,869) 1983-84
 7,817 (3,409, 4,408) 1999-00
 7,595 (3,869, 3,726) 1984-85

Fewest Yards Gained, Passing, Season

1,555 1982 (9 games)
 1,660 1979
 1,719 1970

Most Yards Gained, Passing, Game

474 vs. Oakland Nov. 5, 2000
 406 vs. San Diego Dec. 11, 1983
 395 vs. New Orleans Sept. 8, 1985
 393 vs. Denver Oct. 17, 1994
 391 vs. Dallas Nov. 20, 1983
 383 vs. Denver Nov. 1, 1964

Fewest Yards Gained, Passing, Game

-22 vs. Oakland Nov. 8, 1963
 15 vs. Seattle Sept. 30, 1979
 16 vs. Oakland Oct. 20, 1968
 18 vs. Denver Oct. 4, 1970
 20 vs. New Orleans Dec. 21, 1997

Most Yards Gained, Passing, Both Teams, Game

782 Kansas City (406) vs. San Diego (376) Dec. 11, 1983
 716 Kansas City (474) vs. Oakland (242) Nov. 5, 2000
 698 Kansas City (229) vs. Oakland (469) Nov. 3, 1968

Fewest Yards Gained, Passing, Both Teams, Game

67 Kansas City (22) vs. Tampa Bay (45) Dec. 16, 1979
 81 Houston (47) vs. Kansas City (34) Sept. 10, 1978

Most Individual 100-Yard Receiving Games, Season

14 2000
 11 1964

Most Individual 100-Yard Receiving Games, Consecutive Season

7 2000
 4 1964

TIMES SACKED*(Compiled Since 1962)***Most Times Sacked, Season**

57 1980
 53 1975
 50 1986

Fewest Times Sacked, Season

19 1994
 21 1978, 1991, 1995
 22 1990

Most Times Sacked, Game

10 vs. Baltimore Nov. 2, 1980
 8 vs. Pittsburgh Dec. 5, 1982
 vs. L.A. Raiders Dec. 12, 1982

Most Times Sacked, Both Teams, Game

13 Cleveland (11) vs. Kansas City (2) Sept. 30, 1984
 Houston (7) vs. Kansas City (6) Sept. 21, 1986

Most Consecutive Games Without Allowing A Sack

3 1988, 2000

COMPLETION PERCENTAGE**Most Consecutive Seasons Leading League,**

Completion Percentage 59.51 (366-615) 1994
 *4 *NFL RECORD 1966-69

Highest Completion Percentage, Season

60.56 (322-195) 1962
 59.54 (435-259) 1989

Lowest Completion Percentage, Season

44.36 (399-177) 1961
 47.61 (439-209) 1960
 48.90 (409-200) 1965

TOUCHDOWNS

Most Touchdowns, Passing, Season

32 1964
31 1966
30 1963
29 1983, 2000

Fewest Touchdowns, Passing, Season

7 1978, 1979
10 1973, 1982 (9 games)

11 1974, 1977

Most Touchdowns, Passing, Game

6 vs. Denver Nov. 1, 1964
5 5 times; Last vs. San Diego Sept. 17, 2000

Most Touchdowns, Passing, Both Teams, Game

8 Denver (2) vs. Kansas City (6) Nov. 1, 1964
Kansas City (4) vs. San Diego (4) Dec. 11, 1983

PASSES HAD INTERCEPTED

Most Passes Had Intercepted, Season

27 1961
26 1977
25 1974

Fewest Passes Had Intercepted, Season

5 1990
8 1982 (9 games)
10 1993, 1994, 1997

Most Passes Had Intercepted, Game

7 vs. Pittsburgh Oct. 13, 1974
6 vs. Seattle Nov. 4, 1984
vs. L.A. Raiders Oct. 20, 1985

Most Passes Had Intercepted, Both Teams, Game

9 Miami (6) vs. Kansas City (3) Nov. 13, 1966
8 7 times
Last; Seattle (5) vs. Kansas City (3) Sept. 29, 1985

PUNTING

Most Season Leading League

(Average Distance)

*6 1968, 1971-73, 1979, 1984 *NFL RECORD

Most Consecutive Seasons Leading League

3 1971-73

Most Punts, Season

104 1999
99 1986
98 1984

Fewest Punts, Season

38 1982 (9 games)
54 1962
57 1991

Most Punts, Game

11 vs. N.Y. Jets Sept. 18, 1965
vs. Baltimore Sept. 2, 1979
vs. San Francisco Nov. 17, 1985
vs. Cleveland Nov. 19, 1989
vs. San Diego Nov. 13, 1994
10 vs. Denver Oct. 6, 1974
vs. Oakland Oct. 5, 1980
vs. N.Y. Jets Oct. 2, 1988
vs. San Diego Nov. 26, 2000

Fewest Punts, Game

0 vs. L.A. Raiders Dec. 22, 1991
vs. Carolina Dec. 10, 2000

AVERAGE YARDAGE

Highest Average Distance, Punting, Season

45.53 (80-3,642) 1973
45.26 (65-2,942) 1968
44.85 (66-2,960) 1972

Lowest Average Distance, Punting, Season

36.06 (54-1,947) 1962
38.53 (70-2,697) 1981
38.67 (81-3,132) 1990

PUNT RETURNS

Most Seasons Leading League (Average Return)

5 1960, 1968, 1970, 1979-80

Most Punt Returns, Season

58 1979, 1995, 1999
50 1981
45 1978

Fewest Punt Returns, Season

15 1982 (9 games)
26 1961, 1963

27 1962

Most Punt Returns, Game

8 vs. San Diego Nov. 10, 1974
7 vs. Oakland Sept. 23, 1979
vs. N.Y. Giants Oct. 21, 1979
vs. Detroit Sept. 26, 1999
vs. Denver Dec. 5, 1999

Most Punt Returns, Both Teams, Game

15 Baltimore (9) vs. Kansas City (6) Sept. 2, 1979

YARDS GAINED

Most Yards, Punt Returns, Season

612 1979
581 1980
561 1995

Fewest Yards, Punt Returns, Season

126 1972
129 1982 (9 games)
150 1971

Most Yards, Punt Returns, Game

141 vs. Oakland Sept. 23, 1979
139 vs. Denver Dec. 5, 1999
131 vs. Boston Dec. 11, 1960
126 vs. Oakland Jan. 2, 2000
123 vs. Baltimore Nov. 2, 1980
vs. Denver Oct. 18, 1987

AVERAGE YARDS RETURNING PUNTS

Highest Average, Punt Returns, Season

15.03 (33-496) 1960
14.53 (40-581) 1980
14.52 (31-450) 1968

Lowest Average, Punt Returns, Season

4.34 (29-126) 1972
4.69 (32-150) 1971
6.56 (36-236) 1977

TOUCHDOWNS RETURNING PUNTS

Most Touchdowns, Punt Returns, Season

2 1968, 1979, 1980, 1992, 1999
1 1960, 1965, 1966, 1987, 1995, 1997

Most Touchdowns, Punt Returns, Game

1 15 times; Last vs. Oakland Jan. 2, 2000

Most Touchdowns, Punt Returns, Both Teams, Game

*2 Kansas City (1) vs. Buffalo (1) Sept. 11, 1966
*NFL RECORD

KICKOFF RETURNS

Most Kickoff Returns, Season

70 1987, 2000
66 1996
64 1976
63 1999

Fewest Kickoff Returns, Season

31 1973

34 1982 (9 games)

37 1962

Most Kickoff Returns, Game

10 vs. Oakland Nov. 2, 1967
vs. Seattle Sept. 20, 1987
9 vs. Pittsburgh Nov. 10, 1985

YARDS GAINED

Most Yards, Kickoff Returns, Season

1,567 1996
1,538 1976
1,465 1961

Fewest Yards, Kickoff Returns, Season

722 1992

723 1982 (9 games)

725 1973

Most Yards, Kickoff Returns, Game

251 vs. Miami Dec. 12, 1994
245 vs. San Diego Oct. 15, 1967
236 vs. Pittsburgh Nov. 10, 1985

AVERAGE YARDAGE

Highest Average, Kickoff Returns, Season

27.64 (53-1,465) 1961
26.59 (41-1,090) 1969
25.81 (37-955) 1962

Lowest Average, Kickoff Returns, Season

16.52 (56-925) 1988
17.04 (46-784) 1990
17.20 (54-929) 1983

TOUCHDOWNS

Most Touchdowns, Kickoff Returns, Season

2 1987, 1995
1 1961, 1963, 1967, 1969, 1986, 1994, 1996, 1997

Most Touchdowns, Kickoff Returns, Game

1 12 times; Last vs. Buffalo Sept. 14, 1997

FUMBLES

Most Fumbles, Season

42 1980

Fewest Fumbles, Season

13 1982 (9 games)
17 1995, 1996
21 1966, 1988, 1994, 1997

Most Fumbles, Game

*10 vs. Houston *NFL RECORD Oct. 12, 1969

Most Fumbles, Both Teams, Game

*14 Kansas City (10) vs. Houston (4) Oct. 12, 1969
*NFL RECORD

FUMBLES LOST

Most Fumbles Lost, Season

24 1981, 1987
21 1965, 1977

Fewest Fumbles Lost, Season

4 1982 (9 games)

8 1967, 1991

9 1992, 1999

Most Fumbles Lost, Game

6 vs. Houston Oct. 12, 1969

TURNOVERS

(Number of times losing the ball on interceptions and fumbles)

Most Turnovers, Season

47 1977
46 1981

Fewest Turnovers, Season

*12 *NFL RECORD (9 games) 1982
19 1990

Most Turnovers, Game

9 vs. Buffalo Oct. 17, 1965
vs. Pittsburgh Oct. 13, 1974
8 vs. San Diego Sept. 20, 1981

Most Turnovers, Both Teams, Game

16 Houston (9) vs. Kansas City (7) Oct. 12, 1969

PENALTIES

Fewest Penalties, Season

43 1982 (9 games)
52 1963

Most Penalties, Season

*158 1998 *NFL RECORD
127 1994
126 1999
122 1993, 1996

Fewest Penalties, Game

0 vs. Buffalo Oct. 2, 1966
vs. Oakland Dec. 8, 1974
1 16 times; Last vs. San Diego Sept. 28, 1991

Most Penalties, Game

17 vs. Seattle Nov. 8, 1998
15 vs. San Diego Sept. 20, 1998

14 vs. Atlanta Sept. 18, 1994

vs. Denver Oct. 17, 1994

Fewest Penalties, Both Teams, Game

1 Buffalo (1) vs. Kansas City (0) Oct. 2, 1986

Most Penalties, Both Teams, Game

30 Kansas City (17) vs. Seattle (13) Nov. 8, 1998
26 San Diego (19) vs. Kansas City (7) Oct. 16, 1997
25 Kansas City (11) vs. Denver (14) Sept. 20, 1993
24 Kansas City (13) vs. L.A. Raiders (11) Oct. 9, 1983
L.A. Raiders (12) vs. Kansas City (12) Sept. 16, 1984
L.A. Raiders (14) vs. Kansas City (10) Dec. 13, 1987
Kansas City (14) vs. Atlanta (10) Sept. 18, 1994
Kansas City (14) vs. Denver (10) Oct. 17, 1994
San Diego (9) vs. Kansas City (15) Sept. 20, 1998

YARDS PENALIZED

Fewest Yards Penalized, Season

371 1982 (9 games)
515 1974

Most Yards Penalized, Season

*1,304 1998 *NFL RECORD

Fewest Yards Penalized, Game

0 vs. Buffalo Oct. 2, 1966
vs. Oakland Dec. 8, 1974
5 7 times; Last vs. Denver Dec. 7, 1986

Most Yards Penalized, Game

154 vs. Oakland Nov. 1, 1970
152 vs. Seattle Nov. 8, 1998
141 vs. San Diego Oct. 25, 1987

Fewest Yards Penalized, Both Teams, Game

10 Boston (0) vs. Kansas City (10) Nov. 17, 1968
Oakland (10) vs. Kansas City (0) Dec. 8, 1974

Most Yards Penalized, Both Teams, Game

259 Kansas City (141) vs. San Diego (118) Oct. 25, 1987
258 L.A. Raiders (132) vs. Kansas City (126) Sept. 16, 1984

DEFENSE

SCORING

Fewest Points Allowed, Season

170 1988
177 1969
184 1982 (9 games)

Most Points Allowed, Season

388 1987
376 1976
367 1983

Most Points Allowed, Game

51 vs. Seattle Nov. 27, 1983 (OT)
50 vs. Buffalo Oct. 3, 1976
49 vs. Oakland Nov. 5, 2000
45 vs. San Diego Oct. 15, 1967
vs. Pittsburgh Nov. 7, 1976
vs. Seattle Nov. 4, 1984
vs. Miami Dec. 12, 1994

Fewest Touchdowns Allowed, Season

18 1968
19 1969
21 1971

Most Touchdowns Allowed, Season

51 1976
45 1987
44 1975, 1983, 1998

Most Touchdowns Allowed, Game

7 vs. Buffalo Oct. 3, 1976
vs. Oakland Nov. 5, 2000
6 10 times; Last vs. Miami Dec. 12, 1994

Most Shutouts, Season

3 1960
2 1967, 1969

Most Consecutive Shutouts

2 1960

Most Games Allowed 10 Points or Less, Season

9 1968
7 1969
6 1973, 1979, 1990, 1995

Most Consecutive Games Allowed 10 Points or Less

5 1968
3 1960, 1968, 1995, 1997

FIRST DOWNS

Fewest First Downs Allowed, Season

170 1982 (9 games)
181 1969
200 1965

Most First Downs Allowed, Season

344 1987
336 1985
335 1984

Fewest First Downs Allowed, Game

5 vs. Oakland Dec. 7, 1997
6 vs. Boston Sept. 21, 1969
vs. Boston Oct. 11, 1970
vs. Chicago Dec. 29, 1990
7 9 times; Last vs. San Diego Sept. 20, 1998

Most First Downs Allowed, Game

35 vs. San Diego Oct. 19, 1986
34 vs. Denver Nov. 18, 1974
vs. Cleveland Oct. 30, 1977

Fewest First Downs Allowed, Rushing, Season

52 1968
53 1969
67 1965

Most First Downs Allowed, Rushing, Season

169 1977
162 1988
149 1975

Fewest First Downs Allowed, Rushing, Game

0 vs. Houston Dec. 4, 1960
vs. Buffalo Dec. 3, 1967
vs. Denver Oct. 3, 1971
vs. Oakland Dec. 3, 1995
vs. Oakland Dec. 7, 1997
13 times; Last vs. Denver Dec. 17, 2000

Most First Downs Allowed, Rushing, Game

21 vs. Pittsburgh Nov. 7, 1976
19 vs. Cleveland Oct. 30, 1977

Fewest First Downs Allowed, Passing, Season

92 1982 (9 games)
95 1973
111 1969, 1970

Most First Downs Allowed, Passing, Season

202 2000
192 1984
184 1985, 1996
179 1980

Fewest First Downs Allowed, Passing, Game

*0 vs. Houston *NFL RECORD Oct. 9, 1988
vs. San Diego Sept. 20, 1998
2 5 times; Last vs. Houston Sept. 10, 1978

Most First Downs Allowed, Passing, Game

25 vs. Denver Nov. 18, 1974
22 vs. Cincinnati Dec. 6, 1987

Fewest First Downs Allowed, Penalty, Season

9 1982 (9 games)
11 1964
13 1980

Most First Downs Allowed, Penalty, Season

*56 1998 *NFL RECORD
36 1993
33 1987

Most First Downs Allowed, Penalty, Game

7 vs. Denver Nov. 16, 1998
6 7 times; Last vs. Denver Sept. 19, 1999

NET YARDS ALLOWED RUSHING AND PASSING

YARDS ALLOWED

Fewest Yards Allowed, Season

2,733 1982 (9 games)
3,163 1969
3,575 1973

Most Yards Allowed, Season

5,658 1985
5,639 1987
5,625 1984

Fewest Yards Allowed, Game

89 vs. Seattle Dec. 24, 1995
91 vs. Houston Oct. 12, 1969
93 vs. Oakland Dec. 7, 1997
100 vs. Boston Sept. 21, 1969
105 vs. Boston Dec. 14, 1963
vs. Boston Oct. 11, 1970

Most Yards Allowed, Game

563 vs. Houston Dec. 16, 1990
542 vs. N.Y. Jets Oct. 2, 1988 (OT)
539 vs. Oakland Nov. 3, 1968
vs. Oakland Oct. 3, 1977

PLAYS ALLOWED

Fewest Plays Allowed, Season

556 1982 (9 games)
808 1969
813 1971

Most Plays Allowed, Season

1,159 1984
1,126 1985
1,102 1981

Fewest Plays Allowed, Game

39 vs. Houston Oct. 22, 1967
vs. Oakland Dec. 7, 1997
40 vs. Cincinnati Oct. 13, 1968
vs. Boston Sept. 21, 1969

Most Plays Allowed, Game

97 vs. N.Y. Jets Oct. 2, 1988 (OT)
95 vs. San Diego Oct. 19, 1986
91 vs. Chicago Nov. 8, 1981

RUSHING

ATTEMPTS ALLOWED

Fewest Attempts Allowed, Rushing, Season

279 1982 (9 games)
316 1969
343 1967

Most Attempts Allowed, Rushing, Season

634 1977
609 1988
601 1978

Fewest Attempts Allowed, Rushing, Game

11 vs. New Orleans Sept. 4, 1994
vs. Oakland Dec. 3, 1995
12 vs. N.Y. Jets Nov. 27, 1966
13 vs. New England Dec. 2, 1990
vs. L.A. Raiders Dec. 22, 1991

Most Attempts Allowed, Rushing, Game

65 vs. Buffalo Oct. 29, 1973
62 vs. Tampa Bay Dec. 16, 1979
61 vs. Oakland Dec. 8, 1973
vs. Chicago Nov. 8, 1981

YARDS ALLOWED

Fewest Yards Allowed, Rushing, Season

980 1960
1,066 1982 (9 games)
1,091 1969

Most Yards Allowed, Rushing, Season

2,971 1977
2,861 1976
2,712 1975

Fewest Yards Allowed, Rushing, Game

-27 vs. Houston Dec. 4, 1960
3 vs. San Diego Nov. 19, 1961
8 vs. Oakland Dec. 3, 1995

Most Yards Allowed, Rushing, Game

330 vs. Pittsburgh Nov. 7, 1976
322 vs. Cleveland Oct. 30, 1977
299 vs. New Orleans Sept. 26, 1976

TOUCHDOWNS ALLOWED

Fewest Touchdowns Allowed, Rushing, Season

4 1968
6 1969, 1971
7 1982 (9 games), 1995

Most Touchdowns Allowed, Rushing, Season

24 1975, 1976

23 1977, 1988

22 1998

Most Touchdowns Allowed, Rushing, Game

5 vs. Pittsburgh Nov. 7, 1976
4 5 times; Last vs. Miami Oct. 11, 1987

PASSING

ATTEMPTS ALLOWED

Fewest Pass Attempts Allowed, Season

262 1982 (9 games)
324 1973
325 1975

Most Pass Attempts Allowed, Season

596 1995
586 1984
576 1985

Fewest Pass Attempts Allowed, Game

9 vs. N.Y. Jets Nov. 7, 1971

vs. Oakland Dec. 8, 1974
10 vs. L.A. Raiders Sept. 16, 1973
vs. San Diego Dec. 18, 1988
12 vs. Philadelphia Oct. 22, 1972
vs. Buffalo Oct. 29, 1973
vs. L.A. Rams Nov. 28, 1982

Most Pass Attempts Allowed, Game

65 vs. San Diego Oct. 19, 1986
61 vs. Seattle Sept. 29, 1985
60 vs. Oakland Oct. 5, 1980

COMPLETIONS ALLOWED

Fewest Pass Completions Allowed, Season

155 1982 (9 games)
157 1973
175 1977

Most Pass Completions Allowed, Season

332 1985
329 1984, 1995
317 1999
312 1993

Fewest Pass Completions Allowed, Game

1 vs. San Diego Sept. 20, 1998
3 vs. Houston Oct. 22, 1967
vs. N.Y. Jets Nov. 7, 1971
vs. Oakland Dec. 8, 1974
4 vs. San Diego Nov. 2, 1986
vs. Houston Oct. 9, 1988

Most Pass Completions Allowed, Game

37 vs. San Diego Dec. 22, 1985
vs. San Diego Oct. 19, 1986
34 vs. L.A. Raiders Sept. 12, 1985

YARDS ALLOWED

Fewest Yards Allowed, Passing, Season

1,619 1973
1,667 1982 (9 games)
2,010 1970

Most Yards Allowed, Passing, Season

3,662 1990
3,645 1984
3,626 1981

Fewest Yards Allowed, Passing, Game

-19 vs. San Diego Sept. 20, 1998
9 vs. N.Y. Jets Nov. 7, 1971
12 vs. Oakland Dec. 8, 1974

Most Yards Allowed, Passing, Game

499 vs. Houston Dec. 16, 1990
469 vs. Oakland Nov. 3, 1968
459 vs. Denver Nov. 18, 1974

TOUCHDOWNS ALLOWED

Fewest Touchdowns Allowed, Passing, Season

10 1969
11 1971, 1973
12 1982 (9 games), 1988

Most Touchdowns Allowed, Passing, Season

25 1964, 1976, 1980, 1987, 2000

24 1999

23 1994

22 1974, 1979, 1985

Most Touchdowns Allowed, Passing, Game

4 9 times; Last vs. Oakland Dec. 15, 2000

SACKS

Most Seasons Leading League

4 1960, 1965, 1969, 1990

Most Sacks, Season

60.0 1990
54.0 1997
50.0 1984, 1992

Fewest Sacks, Season

15.0 1982 (9 games)
22.0 1976
23.0 1988

Most Sacks, Game

11.0 vs. Cleveland Sept. 30, 1984
10.0 vs. Oakland Sept. 6, 1998
9.0 vs. Buffalo Nov. 2, 1969
vs. Seattle Nov. 11, 1990

Most Opponents Yards Lost Attempting to Pass, Season

439 1968

Fewest Opponents Yards Lost

Attempting to Pass, Season

120 1982 (9 games)
157 1988

INTERCEPTIONS BY

Most Consecutive Seasons Leading League

5 1966-70

Most Passes Intercepted By, Season

37 1968
33 1966
32 1960, 1962, 1969

Fewest Passes Intercepted By, Season

11 1987
12 1982 (9 games), 1994

13 1998

Most Passes Intercepted By, Game

7 vs. San Diego Dec. 8, 1968
6 6 times; Last vs. Seattle Dec. 9, 1984

Most Consecutive Games, One or More

Interceptions By

23 1967-69
18 1966-67

RETURN YARDS

Most Yards Returning Interceptions, Season

596 1969
578 1967
567 1986

Fewest Yards Returning Interceptions, Season

140 1987

161 1976

166 1988

Most Yards Returning Interceptions, Game

142 vs. L.A. Raiders Oct. 28, 1991
136 vs. Seattle Dec. 11, 1977

TOUCHDOWNS

Most Touchdowns Returning Interceptions, Season

6 1992
5 1972, 1974, 1999
4 1960, 1967, 1986, 1997

Most Touchdowns Returning Interceptions, Game

2 vs. Denver Oct. 1, 1972
vs. Denver Dec. 19, 1982
vs. San Diego Oct. 19, 1986

vs. Denver Dec. 27, 1992

vs. Baltimore Oct. 21, 1999

Most Touchdowns Returning Interceptions, Both Teams, Game

*4 Seattle (4) vs. Kansas City (0) Nov. 4, 1984
*NFL RECORD
3 Kansas City (2) vs. San Diego (1) Oct. 19, 1986

OPPONENTS INTERCEPTIONS

Most Yards Interception Returns
Opponents, Season
688 1984

YARDS GAINED

Most Yards Interception Returns Opponent, Game
*325 vs. Seattle *NFL RECORD Nov. 4, 1984

Most Touchdowns Returning Interceptions
Opponents, Season
7 1984

TOUCHDOWNS

Most Touchdowns Returning Interceptions
Opponent, Game
*4 vs. Seattle *NFL RECORD Nov. 4, 1984

PUNT RETURNS

Fewest Opponents Punt Returns, Season
22 1982 (9 games)
26 1962

Most Opponents Punt Returns, Season
60 1984

Most Opponents Punt Returns, Game
9 vs. Cincinnati Nov. 24, 1974

Fewest Yards Allowed, Punt Returns, Season
190 1991

Most Yards Allowed, Punt Returns, Season
702 1977

Most Yards Allowed, Punt Returns, Game
170 vs. San Diego Sept. 26, 1965

Lowest Average Allowed, Punt Returns, Season
6.37 (46-293) 1981

Highest Average Allowed, Punt Returns, Season
15.36 (22-338) (9 games) 1982
14.93 (29-433) 1965

Most Touchdowns Allowed, Punt Returns, Season
2 1982, 1990

KICKOFF RETURNS

Fewest Opponents Kickoff Returns, Season
40 1973

Most Opponents Kickoff Returns, Season
84 1966

Fewest Yards Allowed, Kickoff Returns, Season
794 1982 (9 games)
958 1977

Most Yards Allowed, Kickoff Returns, Season
*2,045 *NFL RECORD 1966

Most Yards Allowed, Kickoff Returns, Game
289 vs. Denver Sept. 7, 1963

Lowest Average Allowed, Kickoff Returns, Season
18.00 (71-1,278) 1986

Highest Average Allowed, Kickoff Returns, Season
25.78 (40-1,031) 1973

Most Touchdowns Allowed, Kickoff Returns, Season
2 1988, 1989

FUMBLES

Fewest Opponents Fumbles, Season
16 1971
18 1982 (9 games)

Fewest Opponents Fumbles Recovered, Season
7 1971
8 1966

Most Opponents Fumbles, Season
42 1981
40 1975

Most Opponents Fumbles Recovered, Season
26 1994
25 1990

TURNOVERS

Fewest Opponents Turnovers, Season
22 1982 (9 games)
27 1996
28 1987

Most Opponents Turnovers, Season
51 1983
49 1962, 1968, 1986

Most Opponents Turnovers, Game
9 vs. Houston Oct. 28, 1962

vs. Houston Oct. 12, 1969
vs. St. Louis Oct. 2, 1983

Best Turnover Ratio, Season
+26 (45 takes/27 gives) 1990
+22 (49 takes/27 gives) 1968
+21 (45 takes/21 gives) 1999

Worst Turnover Ratio, Season
-13 (28 takes/41 gives) 1987
-11 (33 takes/41 gives) 1989

FAST FACT

The Chiefs have a string of 11 straight years ('90-00) with a positive turnover ratio which ties as the longest streak in team history. Kansas City also went 11 consecutive years with a positive ratio from '66-76.



FAST FACT

The Chiefs have scored at least one TD on defense in 12 consecutive seasons ('89-00). LBs Donnie Edwards and Marcus Patton each scored on INT returns to extend that streak in 2000.



OPPONENT SINGLE GAME INDIVIDUAL RECORDS

Pass Attempts			207	Curt Warner, Seattle	Nov. 27, 1983 (OT)
58	Mark Hermann, San Diego	Dec. 22, 1985	Rushing Touchdowns		
Pass Completions			3	Jon Keyworth, Denver	Nov. 18, 1974
37	Mark Hermann, San Diego	Dec. 22, 1985		Greg Pruitt, Cleveland	Dec. 14, 1975
Passing Yards (Games with 400+ Yards)				Pete Banaszak, Oakland	Dec. 21, 1975
527	Warren Moon, Houston	Dec. 16, 1990		Walter Payton, Chicago	Nov. 13, 1977
445	Charley Johnson, Denver	Nov. 18, 1974		Curt Warner, Seattle	Nov. 27, 1983 (OT)
413	Pete Beathard, Houston	Sept. 9, 1968		Marcus Allen, L.A. Raiders	Nov. 25, 1990
400	John Elway, Denver	Dec. 6, 1998		Rodney Hampton, N.Y. Giants	Dec. 19, 1992
Touchdown Passes				Terrell Davis, Denver	Dec. 6, 1998
5	George Blanda, Houston	Oct. 24, 1965	Long Run		
Interceptions Thrown			87	Paul Lowe, San Diego	Sept. 10, 1961
6	John Hadl, San Diego	Dec. 8, 1968	Interceptions Made		
Long Pass			3	David Fulcher, Cincinnati	Oct. 1, 1989
90	Norm Johnson to Rich Upchurch, Denver	Sept. 21, 1975	Long Interception Return		
Pass Receptions			101	Tony Greene, Buffalo	Oct. 3, 1976
14	Kellen Winslow, San Diego	Dec. 11, 1983	Long Punt Return		
Receiving Yards			95	Johnny Bailey, Chicago	Dec. 29, 1990
245	Haywood Jeffires, Houston	Dec. 16, 1990	Long Kickoff Return		
Touchdown Receptions			100	Nemiah Wilson, Denver	Oct. 8, 1966
3	Bob Chandler, Buffalo	Oct. 3, 1976	Long Punt		
	Kellen Winslow, San Diego	Dec. 11, 1983	83	Chris Norman, Denver	Sept. 23, 1984
	Shannon Sharpe, Denver	Dec. 12, 1993	Long Field Goal		
Rushing Attempts			55	John Kasay, Seattle	Jan. 2, 1994
39	O.J. Simpson, Buffalo	Oct. 29, 1973	Times Sacked		
	Ricky Bell, Tampa Bay	Dec. 16, 1979	11	Paul McDonald, Cleveland	Sept. 30, 1984
	Marion Butts, San Diego	Dec. 17, 1989	Touchdowns On Interception Returns		
Rushing Yards (Games with 200+ Yards)			2	Dave Brown, Seattle	Nov. 4, 1984
217	Gary Anderson, San Diego	Dec. 18, 1988	Fumbles		
214	Greg Pruitt, Cleveland	Dec. 14, 1975	6	Dave Krieg, Seattle	Nov. 5, 1989

NFL RANKING BY YARDAGE

(Team rankings kept since 1971)

Year	Total	OFFENSE		Total	DEFENSE	
		Rushing	Passing		Rushing	Passing
1971	9	12	7	7	3	24
1972	17	16	18†	15	11	18
1973	20	19	19	7	9	4
1974	16	17	15	25	12	25
1975	15	15	12	25	25	20
1976	7	22	1	27	27	24
1977	16	20	12	28	28	14
1978	15	2	27	20	18	17
1979	27	13	28	12	6	22
1980	28	18†	27	18	21	10
1981	17	3	25	17	3	23
1982	25	21	21	10	19	10
1983	9	28	3	14	20	10
1984	17	27	7	24	16	23
1985	22	28	11	21	20	20
1986	28	27	21	8	11	12
1987	24	19	26	27	27	22
1988	22	22	16	10	28	1
1989	13	4	21	2	12	2
1990	7	10	9	16	12	17
1991	5	3	14	13	18	16
1992	25	23	20	5	15	2
1993	16	20	15	11	9	14
1994	5	11	7	12	16	10
1995	14	1	25	2	3	5
1996	22	4	26	18	13	22
1997	14	5	24	11	7	16
1998	19	23	16	9	18	7
1999	12	4	22	14	11	16
2000	8	25	5	18	17	20

†Tied for position

ALL-TIME POSTSEASON RECORDS

INDIVIDUAL

SERVICE

Most Games Played, Career

- 10 John Alt
- Tim Grunhard
- Dave Szott
- Derrick Thomas
- 9 Dan Saleaumua
- Tracy Simien
- Neil Smith

- 8 Len Dawson
- Jonathan Hayes
- Nick Lowery
- Johnny Robinson
- Kevin Ross
- Jim Tyrer
- Jerrel Wilson

SCORING

POINTS

Most Points, Career

- 37 Nick Lowery (8 games - 7 FGs, 14 PATs)
- 35 Jan Stenerud (5 games - 9 FGs, 8 PATs)
- 18 Mike Garrett (6 games - 3 TDs)
- Marcus Allen (6 game - 3 TDs)

Most Points, Game

- 12 Abner Haynes vs. Houston Dec. 23, 1962
- Mike Garrett vs. Buffalo Jan. 1, 1967
- Ed Podolak vs. Miami Dec. 25, 1971
- 11 Jan Stenerud vs. Minnesota Jan. 11, 1970

TOUCHDOWNS

Most Touchdowns, Career

- 3 Marcus Allen (6 games)
- Mike Garrett (6 games)

Most Touchdowns, Game

- 2 Abner Haynes vs. Houston Dec. 23, 1962
- Mike Garrett vs. Buffalo Jan. 1, 1967
- Ed Podolak vs. Miami Dec. 25, 1971

POINTS AFTER TOUCHDOWN

Most Points After Touchdown, Career

- 14 Nick Lowery (8 games - 15 Att.)
- 8 Jan Stenerud (5 games - 8 Att.)
- 5 Mike Mercer (2 games - 5 Att.)

Most Points After Touchdown, Game

- 4 Mike Mercer vs. Buffalo (4 Att.) Jan. 1, 1967
- Nick Lowery vs. Houston (4 Att.) Jan. 16, 1994

Most Points After Touchdown, No Misses, Career

- 8 Jan Stenerud (5 games)

FIELD GOALS

Most Field Goals Attempted, Career

- 17 Jan Stenerud (5 games - 17 Att.)
- 12 Nick Lowery (8 games - 12 Att.)

Most Field Goals, Game

- 3 Jan Stenerud vs. Minnesota Jan. 11, 1970
- Nick Lowery vs. Miami Jan. 5, 1991

Most Field Goals Attempted, Game

- 5 Jan Stenerud vs. N.Y. Jets Dec. 20, 1969
- 4 Nick Lowery vs. Miami Jan. 5, 1991

Longest Field Goal

- 48 Jan Stenerud vs. Minnesota Jan. 11, 1970
- 38 Nick Lowery vs. Miami Jan. 5, 1991
- 32 Mike Mercer vs. Buffalo Jan. 1, 1967
- Jan Stenerud vs. Minnesota Jan. 11, 1970
- Nick Lowery vs. Pittsburgh Jan. 8, 1994

Most Field Goals, Career

- 9 Jan Stenerud (5 games - 17 Att.)
- 8 Nick Lowery (8 games - 12 Att.)

RUSHING

ATTEMPTS

Most Attempts, Career

- 100 Marcus Allen (6 games)
- 61 Mike Garrett (6 games)
- 59 Barry Word (4 games)

Most Attempts, Game

- 33 Barry Word vs. L.A. Raiders Dec. 28, 1991
- 24 Curtis McClinton vs. Houston Dec. 23, 1962
- 22 Wendell Hayes vs. Miami Dec. 25, 1971

YARDS GAINED

Most Yards Gained, Career

- 386 Marcus Allen (6 games)
- 208 Wendell Hayes (5 games)
- 197 Barry Word (4 games)
- Most Yards Gained, Game
- 130 Barry Word vs. L.A. Raiders Dec. 28, 1991
- 100 Wendell Hayes vs. Miami Dec. 25, 1971
- 94 Marcus Allen vs. Indianapolis Jan. 7, 1995

Most Games, 100 or More Yards, Career

- 1 Wendell Hayes (5 games)
- Barry Word (3 games)

Longest Run From Scrimmage

- 33 Jack Spikes vs. Houston Dec. 23, 1962
- 32 Ed Podolak vs. Miami Dec. 25, 1971
- 26 Christian Okoye vs. Miami Jan. 5, 1991

TOUCHDOWNS

Most Touchdowns Career

- 3 Marcus Allen (6 games)
- Mike Garrett (6 games)

Most Touchdowns, Game

- 2 Mike Garrett vs. Buffalo Jan. 1, 1967

PASSING

ATTEMPTS

Most Passes Attempted, Career

188	Len Dawson (8 games)
141	Joe Montana (4 games)
64	Dave Krieg (4 games)
53	Steve DeBerg (3 games)

Most Passes Attempted, Game

43	Joe Montana vs. Pittsburgh	Jan. 8, 1994
38	Joe Montana vs. Houston	Jan. 16, 1994
37	Joe Montana vs. Miami	Dec. 31, 1994
	Elvis Grbac vs. Denver	Jan. 4, 1998

COMPLETIONS

Most Passes Completed, Career

107	Len Dawson (8 games)
85	Joe Montana (4 games)
33	Dave Krieg (4 games)
31	Steve DeBerg (3 games)

Most Passes Completed, Game

28	Joe Montana vs. Pittsburgh	Jan. 8, 1994
26	Joe Montana vs. Miami	Dec. 31, 1994
24	Elvis Grbac vs. Denver	Jan. 4, 1998
22	Joe Montana vs. Houston	Jan. 16, 1993

COMPLETION PERCENTAGE

Highest Completion Percentage, Career (100 attempts)

60.3	Joe Montana (4 games: 141-85)
56.9	Len Dawson (8 games: 188-107)

Highest Completion Percentage, Game (15 completions)

70.3	Joe Montana vs. Miami (37-26)	Dec. 31, 1994
69.2	Len Dawson vs. Miami (26-18)	Dec. 25, 1971

YARDS GAINED

Most Yards Gained, Career

1,503	Len Dawson (8 games)
1,014	Joe Montana (4 games)

Most Yards Gained, Game

314	Joe Montana vs. Miami	Dec. 31, 1994
299	Joe Montana vs. Houston	Jan. 16, 1994
276	Joe Montana vs. Pittsburgh	Jan. 4, 1994

Longest Pass Completion

63	Len Dawson vs. Miami (to Elmo Wright)	Dec. 25, 1971
61	Len Dawson vs. N.Y. Jets (to Otis Taylor)	Dec. 20, 1969
57	Joe Montana (to Kimble Anders) vs. Miami	Dec. 31, 1994

TOUCHDOWNS

Most Touchdown Passes, Career

7	Len Dawson (8 games)
6	Joe Montana (4 games)

Most Touchdown Passes, Game

3	Joe Montana vs. Houston	Jan. 16, 1994
2	Len Dawson vs. Buffalo	Jan. 1, 1967
	Joe Montana vs. Miami	Dec. 31, 1994

HAD INTERCEPTED

Most Passes Had Intercepted, Career

8	Len Dawson (8 games)
4	Mark Vlasic (1 game)

Most Passes Had Intercepted, Game

4	Len Dawson vs. Oakland	Dec. 22, 1968
	Mark Vlasic vs. Buffalo	Jan. 5, 1992

PASS RECEIVING

PASS RECEPTIONS

Most Pass Receptions, Career

27	Otis Taylor (7 games)
	J.J. Birden (8 games)
21	Keith Cash (6 games)
19	Kimble Anders (7 games)

Most Pass Receptions, Game

8	Ed Podolak vs. Miami	Dec. 25, 1971
	Stephone Paige vs. Miami	Jan. 5, 1991
	Andre Rison vs. Denver	Jan. 4, 1998
7	Keith Cash vs. Pittsburgh	Jan. 8, 1994
	Kimble Anders vs. Indianapolis	Jan. 7, 1996

YARDS GAINED

Most Yards Gained, Career

481	Otis Taylor (7 games)
363	J.J. Birden (8 games)
266	Keith Cash (6 games)

Most Yards Gained, Game

142	Stephone Paige vs. Miami	Jan. 5, 1991
117	Otis Taylor vs. Oakland	Dec. 22, 1968
110	Ed Podolak vs. Miami	Dec. 25, 1971
	Andre Rison vs. Denver	Jan. 4, 1998
104	Elmo Wright vs. Miami	Dec. 25, 1971
103	Kimble Anders vs. Miami	Dec. 31, 1994

Most Games, 100 or More Yards, Career

1 By six players

Longest Pass Reception

63	Elmo Wright vs. Miami (from Len Dawson)	Dec. 25, 1971
61	Otis Taylor vs. N.Y. Jets (from Len Dawson)	Dec. 20, 1969
57	Kimble Anders vs. Miami (from Joe Montana)	Dec. 31, 1994

TOUCHDOWNS

Most Touchdowns, Career

2	Otis Taylor (7 games)
	Fred Jones (3 games)
	J.J. Birden (8 games)

Most Touchdowns, Game

1 Numerous times

INTERCEPTIONS BY

Most Interceptions, Career

5	Emmitt Thomas (7 games)
4	Johnny Robinson (8 games)
3	Jim Marsalis (4 games)
	Deron Cherry (4 games)

Most Interceptions, Game

2	Johnny Robinson vs. Houston	Dec. 23, 1962
	Jim Marsalis vs. N.Y. Jets	Dec. 20, 1969
	Emmitt Thomas vs. Oakland	Jan. 4, 1970
	Deron Cherry vs. L.A. Raiders	Dec. 28, 1991

Most Consecutive Games, Interceptions

3	Emmitt Thomas	1969
---	---------------	------

YARDS GAINED

Most Yards Gained, Career	69	Emmitt Thomas vs. Oakland	Jan. 4, 1970
131 Johnny Robinson (8 games)	50	Johnny Robinson vs. Houston	Dec. 23, 1962
101 Emmitt Thomas (7 games)	Longest Interception Return		
65 Jim Marsalis (4 games)	72	Johnny Robinson vs. Buffalo	Jan. 1, 1967
Most Yards Gained, Game	62	Emmitt Thomas vs. Oakland	Jan. 4, 1970
72 Johnny Robinson vs. Buffalo	37	Johnny Robinson vs. Houston	Dec. 23, 1962

TOUCHDOWNS

Most Touchdowns, Career	Most Touchdowns, Game
0	0

PUNTING

PUNTS

Most Punts, Career	Longest Punt	
45 Jerrel Wilson (8 games)	62 Louie Aguiar vs. Denver	Jan. 4, 1998
38 Bryan Barker (7 games)	61 Jerrel Wilson vs. Green Bay	Jan. 15, 1967
Most Punts, Game	59 Jerrel Wilson vs. Minnesota	Jan. 11, 1970
8 Jerrel Wilson vs. Oakland	56 Jerrel Wilson vs. Oakland	Jan. 4, 1970
Bryan Barker vs. San Diego		

AVERAGE YARDAGE

Highest Average, Career (20 punts)	Highest Average, Game (4 punts)	
44.6 Jerrel Wilson (8 games: 2,005-45)	50.3 Jerrel Wilson vs. Oakland (302-6)	Dec. 22, 1968
42.4 Bryan Barker (7 games - 1,613-38)	46.4 Louie Aguiar vs. Denver (232-5)	Jan. 4, 1998

PUNT RETURNS

PUNT RETURNS

Most Punt Returns, Career	Most Punt Returns, Game	
10 Mike Garrett (6 games)	4 Mike Garrett vs. Oakland	Jan. 4, 1970
7 Danan Hughes (6 games)	Tamarick Vanover vs. Indianapolis	Jan. 7, 1996

YARDS GAINED

Most Yards Gained, Career	Longest Punt Return	
84 Danan Hughes (6 games)	35 Danan Hughes vs. Houston	Jan. 16, 1994
63 Mike Garrett (6 games)	27 Mike Garrett vs. Buffalo	Jan. 1, 1967
Most Yards, Gained, Game		
42 Danan Hughes vs. Houston		Jan. 16, 1994
31 Danan Hughes vs. Pittsburgh		Jan. 8, 1994

AVERAGE YARDAGE

Highest Average, Career (10 returns)	Highest Average, Game (3 returns)	
6.3 Mike Garrett (6 games: 11-73)	14.0 Danan Hughes vs. Houston (3-42)	Jan. 16, 1994
	10.3 Danan Hughes vs. Pittsburgh (3-31)	Jan. 8, 1994

TOUCHDOWNS

Most Touchdowns
0

KICKOFF RETURNS

KICKOFF RETURNS

Most Kickoff Returns, Career	Most Kickoff Returns, Game	
10 John Stephens (3 games)	5 Noland Smith vs. Oakland	Dec. 22, 1968
5 Bert Coan (2 games)	John Stephens vs. Buffalo	Jan. 23, 1994
Noland Smith (1 game)		
Tamarick Vanover (2 games)		

YARDS GAINED

Most Yards Gained, Career	Longest Kickoff Return	
194 John Stephens (3 games)	78 Ed Podolak vs. Miami	Dec. 25, 1971
154 Ed Podolak (1 game)	35 Bert Coan vs. Buffalo	Jan. 1, 1967
Most Yards Gained, Game	34 John Stephens vs. Pittsburgh	Jan. 8, 1994
154 Ed Podolak vs. Miami		Dec. 25, 1971
89 John Stephens vs. Buffalo		Jan. 23, 1994
72 John Stephens vs. Pittsburgh		Jan. 8, 1994

AVERAGE YARDAGE

Highest Average, Career (10 returns)	Highest Average, Game (3 returns)	
19.9 John Stephens (3 games: 10-199)	51.3 Ed Podolak vs. Miami (3-154)	Dec. 25, 1971
	24.0 John Stephens vs. Pittsburgh (3-72)	Jan. 8, 1994
	23.0 Tamarick Vanover vs. Denver (3-69)	Jan. 4, 1998

TOUCHDOWNS

Most Touchdowns, Career
0

COMBINED NET YARDS GAINED

(Rushing, receiving, interception returns,
punt returns, kickoff returns and fumble returns)

ATTEMPTS

Most Attempts, Career

147	Marcus Allen (6 games)
88	Mike Garrett (6 games)

Most Attempts, Game

34	Barry Word vs. L.A. Raiders	Dec. 28, 1991
30	Ed Podolak vs. Miami	Dec. 25, 1971

YARDS GAINED

Most Yards Gained, Career

541	Marcus Allen (6 games)
481	Otis Taylor (7 games)

Most Yards Gained, Game

350	Ed Podolak vs. Miami	Dec. 25, 1971
142	Stephone Paige vs. Miami	Jan. 5, 1991

SACKS

Most Sacks, Career

7.5	Derrick Thomas (10 games)
6.5	Neil Smith (9 games)
5.0	Aaron Brown (6 games)

Most Sacks, Game

3.0	Aaron Brown vs. Oakland	Jan. 4, 1970
2.0	Five times; By five players	
	Last; Four players vs. Houston	Jan. 16, 1994

TEAM

SCORING

POINTS

Most Points, Game

31	vs. Buffalo	Jan. 1, 1967
28	vs. Houston	Jan. 16, 1994
27	vs. Pittsburgh	Jan. 8, 1994

Most Touchdowns, Game

4	vs. Buffalo	Jan. 1, 1967
	vs. Houston	Jan. 16, 1994
3	Twice; Last vs. Pittsburgh	Jan. 8, 1994

FIRST DOWNS

Most First Downs, Game

28	vs. Pittsburgh	Jan. 8, 1994
24	vs. Miami	Dec. 31, 1994
23	vs. Miami	Dec. 25, 1971

Fewest First Downs, Game

13	vs. Oakland	Dec. 22, 1968
	vs. Oakland	Jan. 4, 1970
14	Four times; Last vs. Buffalo	Jan. 5, 1992

NET YARDS GAINED RUSHING AND PASSING

YARDS GAINED

Most Yards Gained, Game

451	vs. Miami	Dec. 25, 1971
414	vs. Miami	Dec. 31, 1994
401	vs. Pittsburgh	Jan. 8, 1994

Fewest Yards Gained, Game

204	vs. L.A. Raiders	Dec. 28, 1991
207	vs. Oakland	Dec. 20, 1999
213	vs. Buffalo	Jan. 5, 1992

RUSHING

ATTEMPTS

Most Attempts, Game

54	vs. Houston	Dec. 23, 1962
44	vs. Miami	Dec. 25, 1971
41	vs. Minnesota	Jan. 11, 1970

Fewest Attempts, Game

18	vs. Houston	Jan. 16, 1994
19	vs. Green Bay	Jan. 15, 1967
	vs. San Diego	Jan. 2, 1993

YARDS

Most Yards, Game

213	vs. Miami	Dec. 25, 1971
199	vs. Houston	Dec. 23, 1962
151	vs. Minnesota	Jan. 11, 1970

Fewest Yards, Game

52	vs. Buffalo	Jan. 23, 1994
61	vs. San Diego	Jan. 2, 1993
70	vs. Oakland	Dec. 22, 1968

TOUCHDOWNS

Most Touchdowns, Game

2	vs. Buffalo	Jan. 1, 1967
---	-------------	--------------

	vs. Oakland	Jan. 4, 1970
--	-------------	--------------

PASSING

ATTEMPTS

Most Attempts, Game

52	vs. Buffalo	Jan. 23, 1994
44	vs. Pittsburgh	Jan. 8, 1994
37	vs. Miami	Dec. 31, 1994
	vs. Denver	Jan. 4, 1998

Fewest Attempts, Game

14	vs. Houston	Dec. 23, 1962
	vs. L.A. Raiders	Dec. 28, 1991
17	vs. Oakland	Jan. 4, 1970
	vs. Minnesota	Jan. 11, 1970

COMPLETIONS

Most Completions, Game

29	vs. Pittsburgh
26	vs. Miami
25	vs. Buffalo

Jan. 8, 1994
Dec. 31, 1994
Jan. 23, 1994

Fewest Completions, Game

7	vs. Oakland
9	vs. Houston
	vs. L.A. Raiders

Jan. 4, 1970
Dec. 23, 1962
Dec. 28, 1991

YARDS

Most Yards, Game

314	vs. Miami
286	vs. Buffalo
283	vs. Houston

Dec. 31, 1994
Jan. 23, 1994
Jan. 16, 1994

Fewest Yards, Game

38	vs. Houston
73	vs. L.A. Raiders
121	vs. Oakland

Dec. 23, 1962
Dec. 28, 1991
Jan. 4, 1970

TIMES SACKED

Most Times Sacked, Game

7.0	vs. Buffalo
	vs. San Diego

Jan. 1, 1967
Jan. 2, 1993

6.0	vs. Houston
	vs. Green Bay

Dec. 23, 1962
Jan. 15, 1967

TOUCHDOWNS

Most Touchdowns, Game

3	vs. Houston
---	-------------

Jan. 16, 1994

2	Three times; Last vs. Miami
---	-----------------------------

Dec. 31, 1994

INTERCEPTIONS THROWN

Most Interceptions Thrown, Game

4	vs. Oakland
	vs. Buffalo

Dec. 22, 1968
Jan. 5, 1991

3	vs. Indianapolis
---	------------------

Jan. 7, 1996

INTERCEPTIONS BY

Most Interceptions By, Game

5	vs. Houston
---	-------------

Dec. 23, 1962

4	vs. Oakland
	vs. L.A. Raiders

Jan. 4, 1970
Dec. 28, 1991

PENALTIES

Most Penalties, Game

10	vs. Buffalo
7	Three times; Last vs. Denver

Jan. 5, 1992
Jan. 4, 1998

Fewest Penalties, Game

1	vs. N.Y. Jets
3	Twice; Last vs. Indianapolis

Dec. 28, 1986
Jan. 7, 1996

YARDS PENALIZED

Most Yards Penalized, Game

65	vs. Denver
63	vs. N.Y. Jets
62	vs. San Diego

Jan. 4, 1998
Dec. 20, 1969
Jan. 2, 1993

Fewest Yards Penalized, Game

5	vs. N.Y. Jets
15	vs. Miami
20	vs. L.A. Raiders

Dec. 28, 1986
Dec. 31, 1994
Dec. 28, 1991

FUMBLES

Most Fumbles, Game

5	vs. Oakland
3	vs. Miami

Jan. 4, 1970
Dec. 25, 1971

Most Fumbles Lost, Game

4	vs. Oakland
2	vs. Miami

Jan. 4, 1970
Dec. 25, 1971

TURNOVERS

Most Turnovers, Game

4	vs. Oakland
	vs. Oakland

Dec. 22, 1968
Jan. 4, 1970

vs. Miami
vs. Buffalo
vs. Indianapolis

Dec. 25, 1971
Jan. 5, 1992
Jan. 7, 1996

DEFENSE

SCORING

Fewest Points Allowed, Game

6	vs. N.Y. Jets
	vs. L.A. Raiders

Dec. 20, 1969
Dec. 28, 1991

Fewest Touchdowns Allowed, Game

0	vs. N.Y. Jets
	vs. L.A. Raiders

Dec. 20, 1969
Dec. 28, 1991

Most Points Allowed, Game

41	vs. Oakland
37	vs. Buffalo
35	vs. Green Bay
	vs. N.Y. Jets

Dec. 22, 1968
Jan. 5, 1992
Jan. 15, 1967
Dec. 28, 1986

Most Touchdowns Allowed, Game

5	vs. Green Bay
	vs. Oakland
	vs. N.Y. Jets

Jan. 15, 1967
Dec. 22, 1968
Dec. 28, 1986

FIRST DOWNS

Fewest First Downs Allowed, Game

9	vs. Buffalo
13	vs. Minnesota
16	Three times; Last vs. Denver

Jan. 1, 1967
Jan. 11, 1970
Jan. 4, 1998

Most First Downs Allowed, Game

30	vs. Buffalo
29	vs. Buffalo
23	vs. Miami

Jan. 23, 1994
Jan. 5, 1992
Jan. 5, 1991

NET YARDS GAINED RUSHING AND PASSING

Fewest Yards Allowed, Game

233	vs. Oakland
235	vs. N.Y. Jets
239	vs. Minnesota

Jan. 4, 1970
Dec. 20, 1969
Jan. 11, 1970

Most Yards Allowed, Game

454	vs. Oakland
448	vs. Buffalo
407	vs. Miami

Dec. 22, 1968
Jan. 5, 1992
Dec. 25, 1971

RUSHING

ATTEMPTS			
Fewest Attempts, Game		Most Attempts, Game	
13 vs. Buffalo	Jan. 1, 1967	46 vs. Buffalo	Jan. 5, 1992
14 vs. Houston	Jan. 16, 1994	vs. Buffalo	Jan. 23, 1994
19 vs. Minnesota	Jan. 11, 1970	43 vs. Miami	Dec. 25, 1971
YARDS ALLOWED			
Fewest Yards Allowed, Game		Most Yards Allowed, Game	
39 vs. Houston	Jan. 16, 1994	229 vs. Buffalo	Jan. 23, 1994
40 vs. Buffalo	Jan. 1, 1967	192 vs. San Diego	Jan. 2, 1993
67 vs. Minnesota	Jan. 11, 1970	180 vs. Buffalo	Jan. 5, 1992
TOUCHDOWNS ALLOWED			
Most Touchdowns Allowed, Game			
3 vs. Buffalo	Jan. 23, 1994	2 Twice; Last vs. Denver	Jan. 4, 1998

PASSING

ATTEMPTS ALLOWED			
Fewest Attempts Allowed, Game		Most Attempts Allowed, Game	
19 vs. Denver	Jan. 4, 1998	46 vs. Houston	Dec. 23, 1962
23 vs. N.Y. Jets	Dec. 28, 1986	45 vs. Oakland	Jan. 4, 1970
vs. L.A. Raiders	Dec. 28, 1991	43 vs. Houston	Jan. 14, 1994
vs. San Diego	Jan. 2, 1993	40 vs. N.Y. Jets	Dec. 20, 1969
COMPLETIONS			
Fewest Completions Allowed, Game		Most Completions Allowed, Game	
10 vs. Denver	Jan. 4, 1998	32 vs. Houston	Jan. 16, 1994
12 vs. Buffalo	Jan. 1, 1967	23 vs. Houston	Dec. 23, 1962
vs. L.A. Raiders	Dec. 28, 1991	vs. Buffalo	Jan. 5, 1992
vs. Indianapolis	Jan. 7, 1996	vs. Pittsburgh	Jan. 8, 1994
YARDS ALLOWED			
Fewest Yards Allowed, Game		Most Yards Allowed, Game	
102 vs. Indianapolis	Jan. 7, 1996	336 vs. Oakland	Dec. 22, 1968
124 vs. L.A. Raiders	Dec. 28, 1991	272 vs. Pittsburgh	Jan. 8, 1994
141 vs. N.Y. Jets	Dec. 28, 1986	263 vs. Miami	Dec. 25, 1971
TOUCHDOWNS			
Most Touchdowns Allowed, Game			
5 vs. Oakland	Dec. 22, 1968	3 Three times; Last vs. Pittsburgh	Jan. 8, 1994

SACKS

Most Sacks, Game			
9.0 vs. Houston	Jan. 16, 1994	4.0 vs. Oakland	Jan. 4, 1970
5.0 vs. San Diego	Jan. 2, 1993	vs. Buffalo	Jan. 1, 1967

INTERCEPTIONS BY

Most Interceptions By, Game			
5 vs. Houston	Dec. 23, 1962	4 vs. Oakland	Jan. 4, 1970
		vs. L.A. Raiders	Dec. 28, 1991

OPPONENT SINGLE GAME INDIVIDUAL POSTSEASON RECORDS

Pass Attempts			
46 George Blanda, Houston	Dec. 23, 1962	135 Freeman McNeil, N.Y. Jets	Dec. 28, 1986
Pass Completions		119 Marion Butts, San Diego	Jan. 2, 1993
32 Warren Moon, Houston	Jan. 16, 1994	107 Nick Bell, L.A. Raiders	Dec. 28, 1991
Passing Yards		101 Terrell Davis, Denver	Jan. 4, 1998
345 Daryle Lamonica, Oakland	Dec. 22, 1968	100 Thurman Thomas, Buffalo	Jan. 5, 1992
Touchdown Passes		Rushing Touchdowns	
5 Daryle Lamonica, Oakland	Dec. 22, 1968	3 Thurman Thomas, Buffalo	Jan. 23, 1994
Interceptions Thrown		Long Run	
5 George Blanda, Houston	Dec. 23, 1962	54 Marion Butts, San Diego	Jan. 2, 1993
Long Pass		Interceptions Made	
69 Jack Kemp		2 Kirby Jackson, Buffalo	Jan. 5, 1992
to Elbert Dubenion, Buffalo	Jan. 1, 1967	Long Interception Return	
Pass Receptions		50 Willie Wood, Green Bay	Jan. 15, 1967
9 Haywood Jeffries, Houston	Jan. 16, 1994	Long Punt Return	
Receiving Yards		26 Russell Copeland, Buffalo	Jan. 23, 1994
180 Fred Biletnikoff, Oakland	Dec. 22, 1968	Long Kickoff Return	
Touchdown Receptions		52 George Atkinson, Oakland	Jan. 4, 1970
3 Fred Biletnikoff, Oakland	Dec. 22, 1968	Long Punt	
Rushing Attempts		64 Reggie Roby, Miami	Jan. 5, 1991
33 Thurman Thomas, Buffalo	Jan. 23, 1994	Long Field Goal	
Rushing Yards (Games with 100+ Yards)		58 Pete Stoyanovich, Miami	Jan. 5, 1991
186 Thurman Thomas, Buffalo	Jan. 23, 1994	Sacks	
		3.0 Gerald Williams, Pittsburgh	Jan. 8, 1994

TOP PERFORMANCES

100-YARD PASS RECEIVERS (147)

Date	Opponent	Player	Rec.	Yds.	Avg.	LG	TD
1. 10/2/60	N.Y. Titans	Johnny Robinson	3	120	40.0	72	0
2. 12/18/60	Buffalo	Johnny Robinson	4	130	32.5	74 (TD)	1
3. 9/24/61	@ Oakland	Chris Burford	6	101	16.8	32	1
4. 11/3/61	@ Boston	Chris Burford	7	137	19.6	42 (TD)	1
5. 11/12/61	Buffalo	Chris Burford	9	102	11.3	36	0
6. 12/3/61	@ N.Y. Titans	Abner Haynes	6	127	21.2	43	0
7. 12/3/61	@ N.Y. Titans	Chris Burford	3	105	35.0	54	0
8. 12/10/61	Denver	Johnny Robinson	6	112	18.7	45 (TD)	1
9. 10/12/62	@ Boston	Chris Burford	10	171	17.1	31 (TD)	1
10. 10/21/62	N.Y. Titans	Abner Haynes	4	121	30.3	78	1
11. 11/18/62	@ Denver	Fred Arbanas	3	117	39.0	47 (TD)	1
12. 9/7/63	@ Denver	Frank Jackson	7	149	21.3	81 (TD)	2
13. 9/22/63	@ Buffalo	Chris Burford	11	106	9.6	19 (TD)	2
14. 10/13/63	Buffalo	Chris Burford	10	100	10.0	33 (TD)	1
15. 10/20/63	San Diego	Abner Haynes	8	149	18.6	73 (TD)	1
16. 12/1/63	@ N.Y. Jets	Frank Jackson	6	110	18.3	48	0
17. 9/13/64	@ Buffalo	Fred Arbanas	6	113	18.8	42	1
18. 9/27/64	@ Oakland	Abner Haynes	5	117	23.4	56 (TD)	1
19. 10/4/64	Houston	Chris Burford	8	143	17.9	50 (TD)	2
20. 10/4/64	Houston	Fred Arbanas	4	131	32.8	59	0
21. 10/11/64	@ Denver	Chris Burford	5	108	21.6	36	2
22. 10/11/64	@ Denver	Fred Arbanas	5	103	20.6	33	1
23. 11/1/64	Denver	Abner Haynes	5	106	21.2	40	1
24. 11/1/64	Denver	Curtis McClinton	4	103	25.8	66 (TD)	2
25. 11/29/64	@ N.Y. Jets	Frank Jackson	10	175	17.5	34	0
26. 12/6/64	Boston	Frank Jackson	7	144	20.6	72	0
27. 12/13/64	@ San Diego	Frank Jackson	8	142	17.8	64 (TD)	4
28. 11/21/65	@ Boston	Chris Burford	9	120	13.3	34	1
29. 11/28/65	Houston	Frank Jackson	5	118	23.6	45	1
30. 12/19/65	Denver	Curtis McClinton	5	213	42.6	69	0
31. 12/19/65	Denver	Otis Taylor	6	110	18.3	41	1
32. 9/25/66	@ Boston	Chris Burford	10	155	15.5	31 (TD)	3
33. 10/2/66	Buffalo	Otis Taylor	4	125	31.3	71 (TD)	1
34. 10/8/66	Denver	Otis Taylor	5	103	20.6	55	0
35. 10/30/66	Houston	Otis Taylor	5	187	37.4	77 (TD)	1
36. 11/13/66	Miami	Otis Taylor	4	113	28.3	89 (TD)	1
37. 11/20/66	Boston	Otis Taylor	9	133	14.8	26	2
38. 11/27/66	@ N.Y. Jets	Otis Taylor	6	136	22.7	45	0
39. 11/27/66	@ N.Y. Jets	Chris Burford	8	109	13.6	32	1
40. 10/15/67	San Diego	Otis Taylor	9	134	14.9	45	0
41. 9/28/68	Miami	Otis Taylor	3	113	37.7	44	1
42. 11/3/68	Oakland	Gloster Richardson	2	121	60.5	92 (TD)	2
43. 11/17/68	Boston	Frank Pitts	5	126	25.2	90 (TD)	1
44. 11/28/68	Houston	Frank Pitts	7	124	17.7	43 (TD)	2
45. 12/14/68	@ Denver	Otis Taylor	3	119	39.7	67 (TD)	1
46. 12/22/68	@ Oakland	Otis Taylor	4	117	29.3	55	0
47. 9/14/69	@ San Diego	Otis Taylor	5	111	22.2	55 (TD)	2
48. 10/19/69	Miami	Otis Taylor	4	131	32.8	79	0
49. 10/26/69	Cincinnati	Mike Garrett	5	101	20.2	41	1
50. 11/23/69	Oakland	Otis Taylor	6	103	17.2	36	1
51. 9/20/70	@ Minnesota	Otis Taylor	5	100	20.0	59 (TD)	1
52. 11/1/70	Oakland	Otis Taylor	4	129	32.3	56	1
53. 10/18/71	Pittsburgh	Otis Taylor	6	190	31.7	82	2
54. 12/12/71	Oakland	Otis Taylor	8	113	14.1	29 (TD)	1
55. 12/25/71	Miami	Otis Taylor	3	104	34.7	63	0
56. 12/25/71	Miami	Ed Podolak	8	110	13.8	29	1
57. 10/15/72	Cincinnati	Otis Taylor	10	149	14.9	26	1
58. 9/23/73	@ New England	Otis Taylor	5	115	23.0	46	0
59. 11/10/74	San Diego	Larry Brunson	8	184	30.7	84 (TD)	1
60. 12/21/75	@ Oakland	Barry Pearson	6	103	17.2	27	1
61. 10/3/76	@ Buffalo	Larry Brunson	6	106	17.7	24	0
62. 11/7/76	Pittsburgh	Walter White	6	105	17.5	40	0
63. 10/21/79	N.Y. Giants	Tony Reed	8	103	12.9	26	0
64. 11/23/80	@ St. Louis	Henry Marshall	7	117	16.7	36	0
65. 12/21/80	@ Baltimore	Henry Marshall	9	176	19.6	75 (TD)	2
66. 12/21/80	@ Baltimore	J.T. Smith	7	129	18.4	37 (TD)	1
67. 12/28/80	@ Denver	Henry Marshall	6	103	17.2	46 (TD)	1
68. 9/20/81	San Diego	J.T. Smith	9	140	15.6	33	0
69. 10/11/81	Oakland	Henry Marshall	6	110	18.3	43	1
70. 10/11/81	Oakland	Joe Delaney	3	104	34.7	61	0
71. 11/21/82	@ New Orleans	J.T. Smith	6	101	16.8	51	0
72. 12/12/82	L.A. Raiders	Al Dixon	6	102	17.0	37	0
73. 12/19/82	@ Denver	Carlos Carson	3	110	36.7	51	1
74. 9/4/83	Seattle	Carlos Carson	7	104	14.9	48	1

	Date	Opponent	Player	Rec.	Yds.	Avg.	LG	TD
75.	9/18/83	@ Washington	Carlos Carson	6	109	18.2	34	0
76.	10/16/83	N.Y. Giants	Henry Marshall	7	131	18.7	46 (TD)	2
77.	11/6/83	L.A. Raiders	Carlos Carson	5	103	20.6	39	0
78.	11/20/83	@ Dallas	Carlos Carson	7	135	19.3	48 (TD)	2
79.	11/20/83	@ Dallas	Henry Marshall	8	115	14.4	35	0
80.	11/27/83	@ Seattle	Carlos Carson	7	149	21.3	35	1
81.	12/11/83	@ San Diego	Carlos Carson	7	165	23.6	50 (TD)	1
82.	9/9/84	Cincinnati	Anthony Hancock	3	109	36.3	46 (TD)	1
83.	9/23/84	@ Denver	Henry Marshall	8	148	18.5	37	0
84.	10/14/84	San Diego	Carlos Carson	7	165	23.6	29	0
85.	10/28/84	Tampa Bay	Carlos Carson	7	131	18.7	56	0
86.	11/25/84	@ N.Y. Giants	Carlos Carson	5	153	30.6	56	1
87.	12/2/84	Denver	Carlos Carson	7	126	18.0	36	1
88.	12/9/84	Seattle	Henry Marshall	8	166	20.8	36	1
89.	9/8/85	@ New Orleans	Carlos Carson	8	173	21.6	37	2
90.	9/12/85	L.A. Raiders	Carlos Carson	5	118	23.6	26	1
91.	10/22/85	San Diego	Stephone Paige	8	309	38.6	84 (TD)	2
92.	11/30/86	Buffalo	Stephone Paige	9	119	13.2	26	1
93.	10/25/87	@ San Diego	Carlos Carson	9	197	21.9	63 (TD)	2
94.	11/1/87	@ Chicago	Stephone Paige	5	121	24.2	51	1
95.	11/1/87	@ Chicago	Carlos Carson	7	117	16.7	29 (TD)	1
96.	11/15/87	N.Y. Jets	Jonathan Hayes	5	105	21.0	33	0
97.	12/13/87	L.A. Raiders	Carlos Carson	4	142	35.5	67 (TD)	1
98.	12/27/87	Seattle	Carlos Carson	4	120	30.0	81 (TD)	1
99.	12/27/87	Seattle	Stephone Paige	8	110	15.7	46 (TD)	1
100.	9/11/88	@ Seattle	Paul Palmer	8	105	13.1	27	0
101.	9/25/88	San Diego	Paul Palmer	5	122	24.4	71 (TD)	2
102.	10/2/88	@ N.Y. Jets	Carlos Carson	5	162	32.4	80 (TD)	1
103.	10/16/88	L.A. Raiders	Paul Palmer	5	103	20.6	48 (TD)	1
104.	11/20/88	Seattle	Stephone Paige	5	106	21.2	49	0
105.	12/4/88	N.Y. Jets	Stephone Paige	4	113	28.3	41 (TD)	2
106.	10/9/89	@ Pittsburgh	Stephone Paige	7	163	23.3	50	0
107.	11/26/89	Houston	Stephone Paige	7	114	16.3	42	0
108.	12/3/89	Miami	Stephone Paige	7	133	19.0	38	1
109.	9/17/90	@ Denver	Stephone Paige	10	206	20.6	83 (TD)	2
110.	12/23/90	@ San Diego	Todd McNair	3	111	37.0	65	1
111.	11/24/91	@ Cleveland	Emile Harry	11	159	14.5	36	1
112.	12/22/91	@ L.A. Raiders	J.J. Birden	8	188	23.5	57	2
113.	10/4/92	@ Denver	Willie Davis	5	127	25.4	50 (TD)	1
114.	10/11/92	Philadelphia	Willie Davis	5	167	33.4	74 (TD)	1
115.	10/18/92	@ Dallas	Willie Davis	6	100	16.7	38	0
116.	11/15/92	Washington	Tim Barnett	6	148	24.7	44 (TD)	2
117.	9/20/93	Denver	Willie Davis	6	139	23.2	35	0
118.	11/14/93	@ L.A. Raiders	Willie Davis	5	115	23.0	66 (TD)	1
119.	9/4/94	@ New Orleans	Willie Davis	7	109	15.6	42	1
120.	12/4/94	Denver	Willie Davis	3	107	35.7	62 (TD)	1
121.	12/4/94	Denver	J.J. Birden	7	101	14.4	44	0
122.	12/12/94	@ Miami	J.J. Birden	10	131	13.1	22 (TD)	1
123.	12/18/94	Houston	Lake Dawson	5	101	20.2	50	1
124.	9/3/95	@ Seattle	Willie Davis	6	155	25.8	60 (TD)	2
125.	9/24/95	@ Cleveland	Keith Cash	8	111	13.9	38 (TD)	1
126.	9/8/97	@ Oakland	Andre Rison	8	162	20.3	43	1
127.	11/30/97	San Francisco	Andre Rison	5	117	23.4	45	2
128.	11/22/98	@ San Diego	Derrick Alexander	5	173	34.6	41	1
129.	11/29/98	Arizona	Derrick Alexander	6	116	19.3	30 (TD)	2
130.	9/12/99	@ Chicago	Derrick Alexander	6	154	25.7	86 (TD)	1
131.	9/19/99	Denver	Derrick Alexander	6	117	19.5	49	0
132.	10/31/99	San Diego	Derrick Alexander	2	113	56.5	81 (TD)	1
133.	11/21/99	Seattle	Derrick Alexander	8	101	12.6	25	0
134.	9/17/00	San Diego	Sylvester Morris	6	112	18.7	36 (TD)	3
135.	9/24/00	@ Denver	Tony Gonzalez	10	127	12.7	17	1
136.	10/2/00	Seattle	Derrick Alexander	5	153	30.6	73	1
137.	10/15/00	Oakland	Tony Gonzalez	7	100	14.3	22	1
138.	10/22/00	St. Louis	Derrick Alexander	5	117	23.4	31	1
139.	10/22/00	St. Louis	Tony Gonzalez	5	117	23.4	39	1
140.	10/29/00	@ Seattle	Tony Gonzalez	8	101	12.6	22	0
141.	10/29/00	@ Seattle	Derrick Alexander	4	137	34.3	59 (TD)	2
142.	11/5/00	@ Oakland	Derrick Alexander	9	139	15.4	48 (TD)	2
143.	11/5/00	@ Oakland	Tony Gonzalez	9	134	14.9	29	0
144.	11/5/00	@ Oakland	Sylvester Morris	6	102	17.0	47	0
145.	11/19/00	Buffalo	Derrick Alexander	7	146	20.9	35	0
146.	12/4/00	@ New England	Tony Gonzalez	11	147	13.4	29	1
147.	12/4/00	@ New England	Derrick Alexander	5	116	23.2	81 (TD)	1

CAREER 100-YARD RECEIVING GAMES

Player	100-Yard Games	Player	100-Yard Games	Player	100-Yard Games
1. Otis Taylor (1965-75)	21	J.T. Smith (1978-84)	3	Walter White (1975-79)	1
2. Carlos Carson (1980-89)	18	Paul Palmer (1987-88)	3	Tony Reed (1977-80)	1
3. Chris Burford (1960-67)	12	J.J. Birden (1990-94)	3	Joe Delaney (1981-82)	1
<i>Derrick Alexander (1988-00)</i>	<i>12</i>	16. Curtis McClinton (1962-69)	2	Al Dixon (1979-82)	1
5. Stephone Paige (1983-91)	10	Frank Pitts (1965-71)	2	Anthony Hancock (1982-86)	1
6. Henry Marshall (1976-87)	8	Larry Brunson (1974-77)	2	Jonathan Hayes (1985-93)	1
Willie Davis (1991-95)	8	Andre Rison (1997-99)	2	Todd McNair (1989-93, 96)	1
8. Frank Jackson (1961-65)	6	<i>Sylvester Morris (2000)</i>	<i>2</i>	Emile Harry (1986-92)	1
<i>Tony Gonzalez (1997-00)</i>	<i>6</i>	21. Gloster Richardson (1967-70)	1	Tim Barnett (1991-93)	1
10. Abner Haynes (1960-65)	5	Mike Garrett (1966-70)	1	Lake Dawson (1994-97)	1
11. Fred Arbanas (1962-70)	4	Ed Podolak (1969-77)	1	Keith Cash (1992-96)	1
12. Johnny Robinson (1960-71)	3	Barry Pearson (1974-76)	1		

100-YARD RUSHERS (105)

Date	Opponent	Player	Rec.	Yds.	Avg.	LG	TD
1. 11/13/60	Denver	Abner Haynes	15	114	7.6	58	1
2. 11/24/60	@N.Y. Titans	Abner Haynes	14	157	11.2	67 (TD)	2
3. 9/10/61	San Diego	Jack Spikes	7	109	15.6	74 (TD)	1
4. 10/1/61	Houston	Abner Haynes	19	117	6.2	35	1
5. 10/1/61	Houston	Jack Spikes	15	146	9.7	73 (TD)	3
6. 10/18/61	@Denver	Abner Haynes	26	139	5.3	53	0
7. 11/26/61	Oakland	Abner Haynes	14	158	11.3	66 (TD)	5
8. 12/10/61	Denver	Frank Jackson	16	106	6.6	49 (TD)	4
9. 9/8/62	Boston	Abner Haynes	19	122	6.4	30 (TD)	4
10. 9/30/62	Buffalo	Abner Haynes	16	164	10.3	71 (TD)	2
11. 11/11/62	@N.Y. Titans	Abner Haynes	24	107	4.5	21	2
12. 11/11/62	@N.Y. Titans	Curtis McClinton	19	102	5.4	11	1
13. 11/25/62	Oakland	Abner Haynes	18	112	6.2	33 (TD)	2
14. 11/25/62	Oakland	Curtis McClinton	12	109	9.1	46	0
15. 12/9/62	Denver	Curtis McClinton	15	105	7.0	69 (TD)	1
16. 11/3/63	@Oakland	Curtis McClinton	15	101	6.7	36	0
17. 9/27/64	@Oakland	Abner Haynes	12	106	8.8	41	0
18. 11/22/64	@Houston	Abner Haynes	25	156	6.2	42	0
19. 11/29/64	@N.Y. Jets	Abner Haynes	11	120	10.9	80 (TD)	2
20. 10/24/65	@Houston	Mack Lee Hill	17	130	7.6	30	1
21. 11/28/65	Houston	Mack Lee Hill	9	119	13.2	66 (TD)	1
22. 9/11/66	@Buffalo	Bert Coan	11	101	9.2	32	1
23. 10/23/66	@Denver	Bert Coan	13	111	8.5	35 (TD)	3
24. 10/30/66	Houston	Mike Garrett	9	102	11.3	77 (TD)	1
25. 12/18/66	@San Diego	Mike Garrett	25	161	6.4	26	1
26. 9/24/67	@Miami	Mike Garrett	20	131	6.5	28	0
27. 10/29/67	Denver	Mike Garrett	20	101	5.1	20 (TD)	2
28. 11/5/67	N.Y. Jets	Mike Garrett	23	192	8.3	28	1
29. 12/17/67	@Denver	Mike Garrett	20	169	8.5	58	0
30. 9/28/68	@Miami	Robert Holmes	13	123	9.5	76 (TD)	1
31. 10/20/68	Oakland	Mike Garrett	24	109	4.5	16	0
32. 11/10/68	@Cincinnati	Robert Holmes	21	158	7.5	27 (TD)	1
33. 10/26/69	Cincinnati	Warren McVea	17	141	8.3	80 (TD)	1
34. 11/16/69	@N.Y. Jets	Warren McVea	15	102	6.8	22	1
35. 11/1/70	Oakland	Ed Podolak	19	108	5.7	39	0
36. 11/22/70	St. Louis	Ed Podolak	23	112	4.9	32	0
37. 12/6/70	Denver	Ed Podolak	12	139	11.6	65 (TD)	1
38. 10/24/71	Washington	Ed Podolak	24	110	4.6	21	0
39. 11/5/72	Oakland	Ed Podolak	27	115	4.3	30	0
40. 12/10/72	Baltimore	Wendell Hayes	19	104	5.5	16	0
41. 11/12/73	Chicago	Ed Podolak	28	134	4.8	13	0
42. 12/2/73	Cleveland	Willie Ellison	20	108	5.4	19	0
43. 10/27/74	@San Diego	Woody Green	23	146	6.3	43	1
44. 11/18/74	@Denver	Woody Green	18	114	6.3	24	1
45. 12/8/74	Oakland	Jeff Kinney	21	124	5.9	21	0
46. 10/12/75	Oakland	Woody Green	24	101	4.2	18	1
47. 11/23/75	Detroit	Woody Green	19	135	7.1	42	0
48. 11/23/75	Detroit	MacArthur Lane	16	108	6.8	39	2
49. 11/28/76	@San Diego	Ed Podolak	25	127	5.1	12	2
50. 12/12/76	Cleveland	Ed Podolak	29	137	4.9	22 (TD)	4
51. 10/3/77	Oakland	Tony Reed	12	119	9.9	59	0
52. 11/13/77	@Chicago	Ed Podolak	29	102	3.5	14 (TD)	2
53. 9/3/78	@Cincinnati	Mark Bailey	26	106	4.1	12	0
54. 9/10/78	Houston	Tony Reed	16	141	8.8	28	1

Date	Opponent	Player	Rec.	Yds.	Avg.	LG	TD
55. 9/17/78	@N.Y. Giants	Tony Ree	14	114	8.1	48	0
56. 10/1/78	@Buffalo	MacArthur Lane	17	144	8.5	30	0
57. 11/12/78	@San Diego	Arnold Morgado	29	115	4.0	12	2
58. 11/26/78	San Diego	Ted McKnight	11	104	9.5	22	0
59. 12/17/78	@Seattle	Tony Reed	11	121	11.0	62 (TD)	1
60. 9/30/79	@Seattle	Ted McKnight	12	147	12.3	84 (TD)	2
61. 10/21/79	N.Y. Giants	Tony Reed	20	106	5.3	14	0
62. 11/18/79	@Oakland	Mike Williams	28	109	3.9	21	0
63. 10/4/81	@New England	Joe Delaney	18	101	5.6	18 (TD)	1
64. 10/11/81	Oakland	Joe Delaney	28	106	3.8	12	0
65. 10/18/81	Denver	Joe Delaney	21	149	7.1	82 (TD)	1
66. 11/1/81	@San Diego	Joe Delaney	23	117	5.1	19	0
67. 11/15/81	Houston	Joe Delaney	23	193	6.7	26	1
68. 11/22/81	Seattle	James Hadnot	10	106	10.6	24	0
69. 12/20/81	@Minnesota	Billy Jackson	25	102	4.1	18	0
70. 12/8/85	Atlanta	Mike Pruitt	16	102	6.4	54	0
71. 9/13/87	San Diego	Christian Okoye	21	105	5.0	43 (TD)	1
72. 12/27/87	Seattle	Herman Heard	12	107	8.9	37 (TD)	1
73. 11/13/88	Cincinnati	Christian Okoye	16	102	6.4	48	1
74. 9/24/89	@San Diego	Christian Okoye	16	112	7.0	59	0
75. 10/1/89	Cincinnati	Christian Okoye	25	101	4.0	16	1
76. 10/8/89	@Seattle	Christian Okoye	30	156	5.2	14	1
77. 10/22/89	Dallas	Christian Okoye	33	170	5.2	23	2
78. 10/29/89	@Pittsburgh	Christian Okoye	23	101	4.4	19	0
79. 11/5/89	Seattle	Christian Okoye	37	126	3.4	16	1
80. 12/3/89	Miami	Christian Okoye	32	148	4.6	13	1
81. 12/10/89	@Green Bay	Christian Okoye	38	131	3.5	12	1
82. 9/23/90	@Green Bay	Christian Okoye	23	122	5.3	32	1
83. 10/14/90	Detroit	Barry Word	18	200	11.1	53 (TD)	2
84. 12/2/90	@New England	Barry Word	19	112	5.9	18	0
85. 12/23/90	@San Diego	Barry Word	28	106	3.8	14	1
86. 9/1/91	Atlanta	Christian Okoye	22	143	6.5	48	1
87. 10/7/91	Buffalo	Christian Okoye	29	122	4.5	14	2
88. 10/7/91	Buffalo	Harvey Williams	20	103	5.2	21	0
89. 10/13/91	Miami	Christian Okoye	23	153	6.7	38 (TD)	2
90. 12/14/91	@San Francisco	Barry Word	17	115	6.8	37	1
91. 12/22/91	@L.A. Raiders	Barry Word	35	152	4.3	15	1
92. 9/20/92	@Houston	Barry Word	22	114	5.2	13	0
93. 9/28/92	L.A. Raiders	Barry Word	27	125	4.6	16	0
94. 12/24/94	@L.A. Raiders	Marcus Allen	33	132	4.0	14	0
95. 9/3/95	@Seattle	Greg Hill	15	109	7.3	27	0
96. 10/22/95	Denver	Marcus Allen	21	121	5.8	17	1
97. 12/3/95	@Oakland	Marcus Allen	21	124	5.9	38	1
98. 12/24/95	Seattle	Greg Hill	21	113	5.4	16	0
99. 11/3/96	@Minnesota	Greg Hill	15	100	6.7	28	2
100. 11/28/96	@Detroit	Greg Hill	17	103	6.1	16	0
101. 9/6/98	Oakland	Donnell Bennett	24	115	4.8	26	1
102. 12/13/98	Dallas	Bam Morris	27	137	5.1	25	1
103. 9/19/99	Denver	Kimble Anders	22	142	6.5	46	0
104. 10/22/00	St. Louis	Kimble Anders	13	102	7.8	69	2
105. 12/17/00	Denver	Tony Richardson	23	156	6.8	33	1

CAREER 100-YARD RUSHING GAMES

Player	100-Yard Games	Player	100-Yard Games	Player	100-Yard Games
1. Christian Okoye (1987-92)	14	Mack Lee Hill (1964-65)	2	Arnold Morgado (1977-80)	1
2. Abner Haynes (1960-65)	12	Bert Coan (1963-68)	2	Mike Williams (1979-81)	1
3. Ed Podolak (1967-77)	9	Robert Holmes (1968-71)	2	James Hadnot (1980-83)	1
4. Mike Garrett (1966-70)	7	Warren McVea (1969-73)	2	Billy Jackson (1981-84)	1
Barry Word (1990-92)	7	MacArthur Lane (1975-78)	2	Mike Pruitt (1985-86)	1
6. Tony Reed (1977-80)	5	Ted McKnight (1977-81)	2	Herman Heard (1984-89)	1
Joe Delaney (1981-82)	5	Kimble Anders (1991-00)	2	Harvey Williams (1991-93)	1
8. Curtis McCClinton (1962-69)	4	20. Frank Jackson (1961-65)	1	Donnell Bennett (1994-00)	1
Woody Green (1974-76)	4	Wendell Hayes (1968-74)	1	Bam Morris (1998-99)	1
Greg Hill (1994-97)	4	Willie Ellison (1973-74)	1	Tony Richardson (1995-00)	1
Marcus Allen (1993-97)	3	Jeff Kinney (1972-76)	1		
12. Jack Spikes (1960-64)	2	Mark Bailey (1977-78)	1		

100-YARD RUSHING/RECEIVING GAMES (2)

Date	Opponent	Player	Att.	Rushing Yards	TD	Rec.	Receiving Yards	TD
1. 10/21/79	N.Y. Giants	Tony Reed	20	106	0	8	103	0
2. 10/11/81	Oakland	Joe Delaney	28	106	0	3	104	0

300-YARD PASSERS (53)

Date	Opponent	Player	Rec.	Yds.	Avg.	LG	TD	
1.	10/2/60	N.Y. Titans	Cotton Davidson	31	19	333	72	1
2.	12/18/60	Buffalo	Cotton Davidson	37	18	334	74 (TD)	2
3.	11/3/61	@ Boston	Cotton Davidson	34	18	300	48 (TD)	2
4.	10/12/62	@ Boston	Len Dawson	31	16	302	63 (TD)	2
5.	10/4/64	Houston	Len Dawson	36	19	320	59	3
6.	11/1/64	Denver	Len Dawson	38	23	435	66 (TD)	6
7.	12/12/65	@ Buffalo	Len Dawson	37	23	356	67 (TD)	3
8.	11/20/66	Boston	Len Dawson	38	25	324	26 (TD)	2
9.	10/15/67	@ San Diego	Len Dawson	37	24	364	53	1
10.	11/17/68	Boston	Len Dawson	31	17	333	90 (TD)	3
11.	10/19/69	Miami	Mike Livingston	34	17	308	93 (TD)	1
12.	11/10/74	San Diego	Len Dawson	44	26	381	84 (TD)	1
13.	11/30/75	@ Baltimore	Len Dawson	36	25	307	51	2
14.	10/3/76	@ Buffalo	Tony Adams	32	17	319	49 (TD)	2
15.	10/10/76	@ Washington	Mike Livingston	29	15	332	38	2
16.	12/21/80	@ Baltimore	Bill Kenney	28	17	316	75 (TD)	3
17.	9/20/81	San Diego	Bill Kenney	41	22	303	33	1
18.	9/18/83	@ Washington	Bill Kenney	46	20	330	52	0
19.	10/16/83	N.Y. Giants	Bill Kenney	36	25	342	46 (TD)	4
20.	10/30/83	@ Denver	Bill Kenney	52	27	365	35	1
21.	11/20/83	@ Dallas	Bill Kenney	39	23	337	48 (TD)	2
22.	11/27/83	@ Seattle	Bill Kenney	38	21	311	35	4
23.	12/4/83	Buffalo	Bill Kenney	43	22	306	40	0
24.	12/11/83	@ San Diego	Bill Kenney	41	31	411	50 (TD)	4
25.	10/28/84	Tampa Bay	Bill Kenney	46	26	332	56	2
26.	12/9/84	Seattle	Bill Kenney	37	18	312	36	2
27.	9/9/85	@ New Orleans	Bill Kenney	34	22	397	50	3
28.	10/13/85	@ San Diego	Bill Kenney	36	24	304	40	2
29.	10/25/87	@ San Diego	Bill Kenney	37	22	328	63 (TD)	2
30.	12/27/87	Seattle	Bill Kenney	35	23	320	81 (TD)	3
31.	10/2/88	@ N.Y. Jets	Steve DeBerg	34	17	312	80 (TD)	2
32.	10/28/89	@ Pittsburgh	Steve DeBerg	36	24	338	50	1
33.	9/17/90	@ Denver	Steve DeBerg	45	26	395	83 (TD)	2
34.	12/2/90	@ New England	Steve DeBerg	21	15	331	86 (TD)	2
35.	11/24/91	@ Cleveland	Steve DeBerg	50	30	319	36	1
36.	10/4/92	@ Denver	Dave Krieg	31	22	301	50 (TD)	1
37.	11/15/92	Washington	Dave Krieg	29	19	302	44 (TD)	2
38.	9/4/94	@ New Orleans	Joe Montana	33	24	315	42	2
39.	9/18/94	@ Atlanta	Joe Montana	39	28	361	35	2
40.	10/9/94	@ San Diego	Joe Montana	55	37	310	25	0
41.	10/17/94	@ Denver	Joe Montana	54	34	393	26	3
42.	12/4/94	Denver	Steve Bono	37	18	323	62 (TD)	1
43.	12/12/94	@ Miami	Steve Bono	55	33	314	22 (TD)	2
44.	10/9/95	San Diego	Steve Bono	41	27	329	38	2
45.	9/8/97	@ Oakland	Elvis Grbac	35	21	312	43 (TD)	2
46.	11/9/97	@ Jacksonville	Rich Gannon	50	29	314	47	0
47.	11/22/98	@ San Diego	Rich Gannon	33	20	304	41	1
48.	11/21/99	Seattle	Elvis Grbac	49	30	320	29	0
49.	10/29/00	@ Seattle	Elvis Grbac	35	22	342	59 (TD)	3
50.	11/5/00	@ Oakland	Elvis Grbac	53	39	504	48 (TD)	2
51.	11/19/00	Buffalo	Elvis Grbac	48	28	341	35	2
52.	12/4/00	@ New England	Elvis Grbac	46	25	350	81 (TD)	3
53.	12/10/00	Carolina	Elvis Grbac	44	31	315	24	1

CAREER 300-YARD PASSING GAMES

Player	300-Yard Games	Player	300-Yard Games
1. Bill Kenney (1979-88)	15	6. Cotton Davidson (1960-61)	3
2. Len Dawson (1962-75)	9	Steve Bono (1994-96)	3
3. Elvis Grbac (1997-00)	7	8. Mike Livingston (1968-79)	2
4. Steve DeBerg (1988-91)	5	Dave Krieg (1992-93)	2
5. Joe Montana (1993-94)	4	Rich Gannon (1995-98)	2
		11. Tony Adams (1975-78)	1

OPPONENTS TOP PERFORMANCES

100-YARD RECEIVERS (150)

	Date	Opponent	Player	Rec.	Yds.	Avg.	LG	TD
1.	9/10/60	@ L.A. Chargers	Ralph Anderson	5	103	20.6	46 (TD)	1
2.	10/16/60	@ Houston	Bill Groman	10	140	14.0	21	1
3.	11/6/60	@ Buffalo	Elbert Dubenion	8	161	20.1	43	1
4.	11/24/60	@ N.Y. Titans	Don Maynard	10	179	17.9	45 (TD)	1
5.	10/1/61	Houston	Charles Hennigan	3	101	33.7	63 (TD)	1
6.	10/8/61	@ Denver	Lionel Taylor	7	120	17.1	34	1
7.	10/15/61	@ Buffalo	Glenn Bass	4	159	39.8	76 (TD)	1
8.	10/22/61	@ Houston	Bill Groman	4	123	30.8	80 (TD)	2
9.	10/22/61	@ Houston	Charles Hennigan	4	108	27.0	66 (TD)	1
10.	11/19/61	@ San Diego	Dave Kocourek	7	169	24.1	61 (TD)	1
11.	11/19/61	@ San Diego	Don Norton	6	120	20.0	42	0
12.	12/3/61	@ N.Y. Titans	Dick Christy	6	145	24.2	68	0
13.	10/2/62	N.Y. Titans	Art Powell	7	134	19.1	49	1
14.	10/21/62	N.Y. Titans	Don Maynard	4	102	25.5	62	0
15.	12/2/62	@ Buffalo	Ernie Warlick	9	117	13.0	20	1
16.	12/9/62	Denver	Lionel Taylor	7	110	15.7	41	0
17.	9/22/63	@ Buffalo	Elbert Dubenion	5	100	20.0	28	0
18.	11/17/63	@ Boston	Tony Romeo	10	149	14.9	39	1
19.	11/17/63	@ Boston	Jim Coolough	9	137	15.2	38	0
20.	10/18/64	Buffalo	Elbert Dubenion	5	122	24.4	55 (TD)	2
21.	11/1/64	Denver	Hewritt Dixon	5	121	24.2	62 (TD)	1
22.	11/1/64	Denver	Al Denson	3	113	37.7	82 (TD)	1
23.	11/15/64	San Diego	Lance Alworth	5	169	33.8	59	1
24.	11/22/64	Houston	Charles Hennigan	8	111	13.9	30	2
25.	11/14/65	San Diego	Lance Alworth	6	181	30.2	52	1
26.	12/12/65	@ Buffalo	Bo Roberson	6	127	21.2	66 (TD)	2
27.	10/16/66	Oakland	Hewritt Dixon	5	129	25.8	76 (TD)	2
28.	11/6/66	San Diego	Lance Alworth	6	101	16.8	46 (TD)	2
29.	11/20/66	Boston	Art Graham	11	134	12.2	38 (TD)	2
30.	10/8/67	Miami	Jack Clancy	6	102	17.0	28	0
31.	10/15/67	San Diego	Gary Garrison	4	108	27.0	50	0
32.	10/29/67	Denver	Al Denson	4	107	26.8	48 (TD)	1
33.	11/5/67	N.Y. Jets	Bill Mathis	9	135	15.0	30	1
34.	11/23/67	Oakland	Fred Biletnikoff	6	158	26.3	56	1
35.	12/17/67	@ Denver	Eric Crabtree	6	129	21.5	76	1
36.	9/9/68	@ Houston	Alvin Reed	4	107	26.8	46	0
37.	9/15/68	N.Y. Jets	Don Maynard	8	203	25.4	57 (TD)	2
38.	9/22/68	Denver	Eric Crabtree	7	113	16.1	46	0
39.	10/5/68	@ Buffalo	Haven Moses	5	108	21.6	41	1
40.	11/3/68	@ Oakland	Fred Biletnikoff	6	129	21.5	82	0
41.	11/28/68	Houston	Jim Beirne	4	103	25.8	66 (TD)	1
42.	12/14/68	@ Denver	Mike Halfner	4	122	30.5	52	1
43.	12/22/68	@ Oakland	Fred Biletnikoff	7	180	25.7	54 (TD)	3
44.	11/16/69	@ N.Y. Jets	Don Maynard	9	137	15.2	29	1
45.	10/25/70	Dallas	Bob Hayes	2	100	50.0	89 (TD)	1
46.	11/8/70	Houston	Roy Hopkins	6	101	16.8	43	0
47.	12/20/70	@ San Diego	Gary Garrison	5	149	29.8	67	0
48.	10/24/71	Washington	Charley Taylor	7	125	17.9	49	2
49.	10/31/71	@ Oakland	Fred Biletnikoff	7	128	18.3	29	1
50.	11/21/71	Denver	Jerry Simmons	6	153	25.5	47	0
51.	12/25/71	Miami	Paul Warfield	7	140	20.0	35	0
52.	11/5/72	Oakland	Fred Biletnikoff	10	114	11.4	21	0
53.	10/21/73	@ Cincinnati	Isaac Curtis	8	106	13.3	21	0
54.	11/25/73	@ Denver	Haven Moses	5	108	21.6	40 (TD)	2
55.	9/21/75	@ Denver	Rick Upchurch	3	153	51.0	90 (TD)	1
56.	11/2/75	Houston	Ken Burrough	7	177	25.3	77 (TD)	2
57.	12/14/75	@ Cleveland	Reggie Rucker	6	130	21.7	40 (TD)	1
58.	10/10/76	@ Washington	Frank Grant	8	138	17.3	37	1
59.	10/17/76	@ Miami	Nat Moore	5	106	21.2	39	0
60.	10/17/76	@ Miami	Howard Twilley	8	104	13.0	20	1
61.	10/3/77	Oakland	Dave Casper	7	101	14.4	26	0
62.	10/1/78	@ Buffalo	Bob Chandler	7	116	16.6	44	2
63.	11/5/78	Oakland	Dave Casper	7	112	16.0	34	0
64.	11/12/78	@ San Diego	John Jefferson	7	130	18.6	46 (TD)	2
65.	12/3/78	Buffalo	Frank Lewis	7	126	18.0	40 (TD)	1
66.	12/10/78	@ Denver	Riley Odoms	7	165	23.6	34 (TD)	2
67.	9/2/79	Baltimore	Joe Washington	13	130	10.0	31	0
68.	10/14/79	Denver	Haven Moses	4	107	26.8	56	1
69.	10/21/79	N.Y. Giants	Earnest Gray	4	107	26.8	53 (TD)	1
70.	10/28/79	@ Denver	Riley Odoms	7	114	16.3	26	0
71.	11/25/79	@ San Diego	Charlie Joiner	9	123	13.7	24 (TD)	1
72.	12/2/79	Seattle	Steve Largent	9	120	13.3	28	0
73.	9/21/80	@ Cleveland	Charles White	7	100	14.3	31 (TD)	1

Date	Opponent	Player	Rec.	Yds.	Avg.	LG	TD	
74.	9/6/81	@ Pittsburgh	John Stallworth	6	107	17.8	28	0
75.	9/27/81	@ Seattle	David Hughes	12	103	8.6	22	0
76.	10/4/81	@ New England	Stanley Morgan	4	118	29.5	66 (TD)	1
77.	10/18/81	Denver	Rick Upchurch	5	138	27.6	63	0
78.	12/6/81	@ Denver	Steve Watson	2	103	51.5	86	0
79.	12/5/82	@ Pittsburgh	John Stallworth	4	107	26.8	74 (TD)	2
80.	10/12/82	L.A. Raiders	Cliff Branch	5	111	22.2	42	0
81.	12/26/82	San Francisco	Dwight Clark	4	104	26.0	51	0
82.	10/15/83	N.Y. Giants	Earnest Gray	8	111	13.9	31	0
83.	10/30/83	@ Denver	Rick Upchurch	6	143	23.8	36	0
84.	10/30/83	@ Denver	Steve Watson	6	121	20.2	46 (TD)	1
85.	11/13/83	Cincinnati	Cris Collinsworth	7	118	16.9	32	1
86.	12/11/83	@ San Diego	Kellen Winslow	14	162	11.6	37 (TD)	3
87.	9/2/84	@ Pittsburgh	Louis Lipps	6	183	30.5	80 (TD)	2
88.	9/2/84	@ Pittsburgh	John Stallworth	8	167	20.9	51	1
89.	9/16/84	L.A. Raiders	Malcolm Barnwell	8	129	16.1	42	0
90.	10/28/84	Tampa Bay	Kevin House	10	100	10.0	18	1
91.	11/11/84	Houston	Tim Smith	8	107	13.4	25	0
92.	9/12/85	L.A. Raiders	Todd Christensen	11	116	10.5	30	1
93.	10/13/85	@ San Diego	Charlie Joiner	6	118	19.7	39 (TD)	1
94.	11/10/85	Pittsburgh	John Stallworth	7	128	18.0	41	1
95.	12/1/85	@ Seattle	Steve Largent	7	101	14.4	31	1
96.	12/14/85	@ Denver	Vance Johnson	6	116	19.3	48	1
97.	9/13/87	San Diego	Lionel James	6	100	16.7	26	0
98.	10/18/87	Denver	Bobby Micho	9	105	11.7	26 (TD)	2
99.	12/13/87	L.A. Raiders	James Lofton	5	112	22.4	42	0
100.	10/2/88	@ N.Y. Jets	Mickey Shuler	12	152	12.7	24	0
101.	12/4/88	N.Y. Jets	Al Toon	5	102	20.4	42	1
102.	10/29/89	@ Pittsburgh	Louis Lipps	7	130	18.6	64 (TD)	2
103.	12/3/89	Miami	Mark Clayton	9	128	14.2	47	1
104.	12/24/89	@ Miami	Mark Clayton	6	102	17.0	35	1
105.	9/17/90	@ Denver	Vance Johnson	6	150	25.0	49	0
106.	10/14/90	Detroit	Barry Sanders	5	135	27.0	47 (TD)	1
107.	12/16/90	Houston	Haywood Jeffires	9	245	27.2	87 (TD)	1
108.	10/13/91	Miami	Tony Martin	4	104	26.0	54	0
109.	10/28/91	L.A. Raiders	Mervyn Fernandez	3	107	35.7	59	0
110.	11/10/91	@ L.A. Rams	Henry Ellard	8	160	20.0	27	1
111.	10/4/92	@ Denver	Shannon Sharpe	9	118	13.1	48	0
112.	9/20/93	Denver	Derek Russell	6	104	17.3	36	0
113.	10/17/93	@ San Diego	Anthony Miller	6	105	17.5	43	1
114.	10/31/93	@ Miami	Michael Ingram	4	103	25.8	77 (TD)	1
115.	9/4/94	@ New Orleans	Quinn Early	8	101	12.6	30	0
116.	9/18/94	@ Atlanta	Terrance Mathis	13	123	9.5	21	0
117.	10/30/94	@ Buffalo	Andre Reed	5	106	21.2	57	2
118.	11/27/94	@ Seattle	Brian Blades	7	141	20.1	34	0
119.	9/3/95	@ Seattle	Brian Blades	8	107	13.4	23	1
120.	9/10/95	N.Y. Giants	Chris Calloway	5	100	20.0	37	1
121.	11/23/95	@ Dallas	Michael Irvin	11	121	11.0	33 (TD)	1
122.	12/3/95	@ Oakland	Tim Brown	10	150	15.0	30	1
123.	9/22/96	Denver	Shannon Sharpe	9	131	14.6	29	0
124.	10/7/96	Pittsburgh	Charles Johnson	6	125	20.8	45	0
125.	11/24/96	San Diego	Tony Martin	5	148	29.6	55	2
126.	11/28/96	@ Detroit	Brett Periman	8	131	16.4	44	0
127.	12/15/96	Indianapolis	Marvin Harrison	6	103	17.2	37 (TD)	3
128.	8/31/97	@ Denver	Rod Smith	5	122	24.4	78	0
129.	9/8/97	@ Oakland	Tim Brown	11	155	14.1	26	0
130.	9/14/97	Buffalo	Andre Reed	4	113	28.3	77 (TD)	1
131.	9/21/97	@ Carolina	Rae Carruth	8	110	13.8	36	0
132.	11/9/97	@ Jacksonville	Jimmy Smith	4	112	28.0	75	0
133.	11/16/97	Denver	Rod Smith	7	114	16.3	43	0
134.	10/1/98	N.Y. Jets	Wayne Chrebet	6	101	16.8	56	0
135.	11/19/98	Arizona	Frank Sanders	6	100	16.7	40	0
136.	12/6/98	@ Denver	Rod Smith	8	165	20.6	58	0
137.	12/6/98	@ Denver	Ed McCaffrey	6	103	17.2	48	1
138.	12/26/98	@ Oakland	Tim Brown	10	140	14.0	27	1
139.	10/10/99	New England	Tony Simmons	7	107	15.3	39	0
140.	11/14/99	@ Tampa Bay	Jacquez Green	7	164	23.4	54	1
141.	11/21/99	Seattle	Sean Dawkins	5	114	22.8	45 (TD)	1
142.	12/5/99	@ Denver	Rod Smith	8	106	13.3	34	0
143.	1/2/00	Oakland	Tim Brown	6	122	20.3	42	0
144.	9/3/00	Indianapolis	Marvin Harrison	9	115	12.8	31	0
145.	9/10/00	@ Tennessee	Kevin Dyson	6	104	17.3	30 (TD)	1
146.	9/24/00	@ Denver	Rod Smith	8	134	16.8	25	0
147.	10/22/00	St. Louis	Isaac Bruce	8	129	16.1	42	2
148.	12/4/00	@ New England	Troy Brown	12	119	9.9	23	1
149.	12/10/00	Carolina	Mushin Muhammad	8	102	12.8	23	0
150.	12/17/00	@ Denver	Rod Smith	6	101	16.8	34	0

CAREER 100-YARD RECEIVING GAMES

Player	Team	100-Yard Games	Player	Team	100-Yard Games
1. Rod Smith	Denver	6	7. Lance Alworth	San Diego	3
2. Fred Biletnikoff	Oakland	5	Elbert Dubenion	Buffalo	3
3. Tim Brown	Oakland/L.A. Raiders	4	Charles Hennigan	Houston	3
Don Maynard	N.Y. Jets/Titans	4	Haven Moses	Buffalo/Denver	3
John Stallworth	Pittsburgh	4	Rick Upchurch	Denver	3

100-YARD RUSHERS (109)

Date	Opponent	Player	Att.	Yds.	Avg.	LG	TD
1. 9/10/61	San Diego	Paul Lowe	13	108	8.3	87 (TD)	1
2. 11/4/62	Houston	Charles Tolar	24	110	4.6	23	0
3. 10/20/63	San Diego	Keith Lincoln	10	127	12.7	76 (TD)	1
4. 11/3/63	Oakland	Clem Daniels	31	122	3.9	25	0
5. 12/20/64	N.Y. Jets	Matt Snell	16	103	6.4	23	1
6. 11/28/65	Houston	Ode Burrell	14	121	8.6	48 (TD)	2
7. 11/20/66	Boston	Jim Nance	22	107	4.9	13	0
8. 10/15/67	@ San Diego	Dick Post	15	124	8.3	67 (TD)	1
9. 11/19/67	San Diego	Dick Post	18	108	6.0	22	1
10. 11/10/68	@ Cincinnati	Paul Robinson	24	115	4.8	36	0
11. 10/25/70	Dallas	Duane Thomas	20	134	6.7	47 (TD)	2
12. 9/17/72	Miami	Larry Csonka	21	118	5.6	17	1
13. 11/12/72	@ Pittsburgh	Franco Harris	17	134	7.9	45	1
14. 9/16/73	L.A. Rams	Jim Bertelsen	28	143	5.1	49	0
15. 9/16/73	L.A. Rams	Lawrence McCutcheon	21	120	5.7	19	0
16. 10/14/73	@ Green Bay	John Brockington	15	106	7.1	33	0
17. 10/21/73	@ Cincinnati	Boobie Clark	26	104	4.0	11	1
18. 11/29/73	@ Buffalo	O.J. Simpson	39	157	4.0	22	2
19. 12/2/73	Cleveland	Greg Pruitt	15	110	7.3	65 (TD)	1
20. 12/8/73	@ Oakland	Marv Hubbard	25	115	4.6	31 (TD)	1
21. 9/15/74	N.Y. Jets	John Riggins	22	116	5.3	29	0
22. 10/27/74	@ San Diego	Don Woods	22	154	7.0	53	1
23. 9/28/75	N.Y. Jets	John Riggins	27	145	5.4	20	2
24. 9/28/75	N.Y. Jets	Carl Garrett	16	135	8.4	40	1
25. 11/16/75	@ Pittsburgh	Franco Harris	17	119	7.0	29	0
26. 11/30/75	@ Baltimore	Lydell Mitchell	26	178	6.8	70 (TD)	1
27. 12/7/75	San Diego	Rickey Young	25	124	4.9	14	2
28. 12/14/75	@ Cleveland	Greg Pruitt	26	214	8.2	50	3
29. 9/26/76	New Orleans	Tony Galbreath	14	146	10.5	74 (TD)	2
30. 9/26/76	New Orleans	Chuck Muncie	25	126	5.0	33 (TD)	0
31. 10/3/76	@ Buffalo	O.J. Simpson	24	130	5.4	49	2
32. 10/3/76	@ Buffalo	Jeff Kinney	17	114	6.7	18	1
33. 10/24/76	Denver	Otis Armstrong	16	101	6.3	22	1
34. 11/7/76	Pittsburgh	Franco Harris	23	117	5.1	25 (TD)	2
35. 11/7/76	Pittsburgh	Rocky Bleier	15	102	6.8	23	0
36. 11/21/76	Cincinnati	Archie Griffin	13	139	10.1	77 (TD)	1
37. 9/18/77	@ New England	Sam Cunningham	23	105	4.6	11	0
38. 10/3/77	Oakland	Mark van Eeghen	24	116	4.8	26	0
39. 10/3/77	Oakland	Clarence Davis	15	102	6.8	37 (TD)	2
40. 10/30/77	@ Cleveland	Greg Pruitt	18	153	8.5	78 (TD)	1
41. 11/13/77	@ Chicago	Walter Payton	33	192	5.8	32	3
42. 11/20/77	Denver	Otis Armstrong	21	120	5.7	17	0
43. 11/27/77	@ Houston	Rob Carpenter	14	149	10.6	77	0
44. 11/27/77	@ Houston	Ronnie Coleman	15	101	6.6	22	0
45. 9/10/78	Houston	Earl Campbell	22	111	5.0	22	2
46. 11/5/78	Oakland	Arthur Whittington	26	134	5.1	25 (TD)	1
47. 11/12/78	@ San Diego	Lydell Mitchell	29	144	5.0	25	0
48. 12/17/78	@ Seattle	Al Hunter	27	133	4.9	55 (TD)	2
49. 9/16/79	@ Houston	Earl Campbell	32	131	4.1	22	1
50. 12/16/79	@ Tampa Bay	Ricky Bell	39	137	3.5	14	0
51. 10/12/80	Houston	Earl Campbell	38	178	4.7	22	1
52. 10/26/80	Detroit	Billy Sims	28	155	5.5	45 (TD)	2
53. 11/16/80	@ San Diego	Mike Thomas	27	109	4.0	13	2
54. 11/23/80	@ St. Louis	Ottis Anderson	16	107	6.7	44	1
55. 11/30/80	Cincinnati	Pete Johnson	17	112	6.6	57 (TD)	1
56. 11/21/82	@ New Orleans	George Rogers	33	123	3.7	18	1
57. 11/28/82	@ L.A. Rams	Wendell Tyler	25	138	5.5	24	2
58. 9/12/83	San Diego	Chuck Muncie	27	110	4.1	16	1
59. 10/2/83	St. Louis	Ottis Anderson	21	106	5.0	39 (TD)	1
60. 11/20/83	@ Dallas	Tony Dorsett	18	108	6.0	32 (TD)	2
61. 11/27/83	@ Seattle	Curt Warner	32	207	6.5	28 (TD)	3
62. 12/4/83	Buffalo	Joe Cribbs	36	185	5.1	24	0
63. 9/23/84	@ Denver	Sammy Winder	31	139	4.4	13	1
64. 10/7/84	N.Y. Jets	Freeman McNeil	19	107	5.6	16	0
65. 11/11/84	Houston	Larry Moriarty	29	117	4.0	9	0
66. 10/6/85	@ L.A. Raiders	Marcus Allen	29	126	4.3	20	0
67. 11/17/85	@ San Francisco	Wendell Tyler	16	111	6.9	21	0

Date	Opponent	Player	Rec.	Yds.	Avg.	LG	TD	
68.	12/8/85	Atlanta	Gerald Riggs	26	197	7.6	50	1
69.	10/26/86	Tampa Bay	James Wilder	25	110	4.4	24	1
70.	11/2/86	@ San Diego	Gary Anderson	25	100	4.0	13	0
71.	11/30/86	Buffalo	Robb Riddick	27	118	4.4	13	0
72.	9/20/87	@ Seattle	John L. Williams	15	112	7.5	48	1
73.	11/8/87	Pittsburgh	Earnest Jackson	23	125	5.4	28	0
74.	11/15/87	N.Y. Jets	Freeman McNeil	26	184	7.1	30	0
75.	9/25/88	San Diego	Gary Anderson	23	131	5.7	30 (TD)	1
76.	10/2/88	@ N.Y. Jets	Freeman McNeil	22	154	7.0	28	0
77.	12/11/88	@ N.Y. Giants	Joe Morris	31	140	4.5	16	0
78.	12/18/88	@ San Diego	Gary Anderson	34	217	6.4	36	1
79.	12/17/89	San Diego	Marion Butts	39	176	4.5	17	0
80.	9/17/90	@ Denver	Bobby Humphrey	19	132	6.9	37 (TD)	2
81.	9/29/91	@ San Diego	Rod Bernstine	26	112	4.3	15	1
82.	11/17/91	Denver	Gaston Green	24	133	5.5	60 (TD)	1
83.	10/25/92	Pittsburgh	Barry Foster	24	105	4.4	12	1
84.	11/22/92	@ Seattle	Chris Warren	20	154	7.7	35	1
85.	12/26/93	@ Minnesota	Scottie Graham	33	166	5.0	31	1
86.	1/2/94	Seattle	John L. Williams	16	102	6.4	38	1
87.	9/25/94	L.A. Rams	Jerome Bettis	35	132	3.8	14	0
88.	10/9/94	@ San Diego	Natrone Means	19	125	6.6	25	1
89.	10/23/94	Seattle	Chris Warren	19	117	6.2	41	0
90.	12/12/94	@ Miami	Bernie Parmalee	19	127	6.7	47 (TD)	1
91.	9/22/96	Denver	Terrell Davis	19	141	7.4	65 (TD)	2
92.	10/7/96	Pittsburgh	Jerome Bettis	27	103	3.8	15	1
93.	12/9/96	@ Oakland	Napoleon Kaufman	8	109	13.6	45	0
94.	8/31/97	@ Denver	Terrell Davis	26	101	3.9	16	1
95.	11/16/97	Denver	Terrell Davis	34	127	3.7	18	0
96.	9/13/98	@ Jacksonville	James Stewart	26	103	4.0	17	1
97.	9/20/98	San Diego	Natrone Means	22	165	7.5	72 (TD)	1
98.	10/11/98	@ New England	Robert Edwards	23	104	4.5	33	1
99.	10/26/98	Pittsburgh	Jerome Bettis	33	119	3.6	13	0
100.	11/8/98	@ Seattle	Ricky Watters	24	105	4.4	13	2
101.	11/16/98	Denver	Terrell Davis	18	111	6.2	41 (TD)	1
102.	12/20/98	@ N.Y. Giants	Gary Brown	25	103	4.1	13	1
103.	11/7/99	@ Indianapolis	Edgerrin James	20	109	5.5	27	0
104.	11/21/99	Seattle	Ricky Watters	24	107	4.5	45	2
105.	12/12/99	Minnesota	Robert Smith	21	118	5.6	22	0
106.	9/3/00	Indianapolis	Edgerrin James	28	124	4.4	30	1
107.	11/5/00	@ Oakland	Tyrone Wheatley	20	112	5.6	38	1
108.	11/12/00	@ San Francisco	Charlie Garner	25	102	4.1	19	1
109.	12/24/00	@ Atlanta	Jamal Anderson	28	107	3.8	23	0

CAREER 100-YARD RUSHING GAMES

Player	Team	100-Yard Games	Player	Team	100-Yard Games
1. Terrell Davis	Denver	4	Franco Harris	Pittsburgh	3
2. Gary Anderson	San Diego	3	Freeman McNeil	N.Y. Jets	3
Jerome Bettis	Pittsburgh	3	Greg Pruitt	Cleveland	3
Earl Campbell	Houston	3	8. 13 Players Tied		2

300-YARD PASSERS (46)

Date	Opponent	Player	Att	Comp.	Yds.	LG	TD	INT	
1.	11/24/60	@ N.Y. Titans	Al Dorow	33	21	301	45 (TD)	2	1
2.	11/19/61	@ San Diego	Jack Kemp	27	15	357	61 (TD)	2	1
3.	10/13/63	Buffalo	Jack Kemp	24	12	300	89 (TD)	2	2
4.	11/17/63	@ Boston	Babe Parilli	47	25	354	39	1	1
5.	12/6/64	Boston	Babe Parilli	41	20	300	58 (TD)	3	1
6.	10/24/65	@ Houston	George Blanda	33	19	304	64 (TD)	4	0
7.	10/16/66	Oakland	Tom Flores	24	14	301	76 (TD)	3	0
8.	10/15/67	San Diego	John Hadl	32	17	307	60 (TD)	2	1
9.	9/9/68	@ Houston	Pete Beathard	48	23	413	59 (TD)	2	3
10.	9/15/68	N.Y. Jets	Joe Namath	29	17	302	57 (TD)	2	1
11.	11/16/69	@ N.Y. Jets	Joe Namath	40	24	327	40 (TD)	2	3
12.	9/21/75	@ Denver	Charley Johnson	20	12	329	90 (TD)	3	2
13.	10/17/76	@ Miami	Bob Griese	35	25	306	39	1	2
14.	11/25/79	@ San Diego	Dan Fouts	43	27	350	42 (TD)	3	1
15.	9/7/80	Oakland	Dan Pastorini	37	19	317	55	2	0
16.	9/6/81	@ Pittsburgh	Terry Bradshaw	36	21	319	41 (TD)	2	2
17.	9/27/81	@ Seattle	Jim Zorn	47	31	308	23	1	0
18.	10/18/81	Denver	Craig Morton	38	25	342	63	2	1
19.	12/12/82	L.A. Raiders	Jim Plunkett	33	18	303	43	3	1
20.	10/30/83	@ Denver	Steve DeBerg	41	21	350	46 (TD)	1	0
21.	9/9/84	@ Cincinnati	Ken Anderson	37	24	310	35	0	0
22.	9/16/84	L.A. Raiders	Jim Plunkett	47	28	313	42	1	4
23.	11/25/84	@ N.Y. Giants	Phil Simms	41	24	343	31	2	3

Date	Opponent	Player	Att	Comp.	Yds.	LG	TD	INT
24. 12/16/84	@ San Diego	Ed Luther	44	24	333	43	1	0
25. 9/12/85	L.A. Raiders	Jim Plunkett	48	34	303	30	2	2
26. 10/13/85	@ San Diego	Mark Hermann	36	26	320	39 (TD)	2	0
27. 12/14/85	@ Denver	John Elway	37	22	301	48	1	5
28. 12/21/86	@ Pittsburgh	Mark Malone	43	22	351	38	0	1
29. 12/6/87	@ Cincinnati	Boomer Esiason	44	28	368	26	2	0
30. 12/13/87	L.A. Raiders	Marc Wilson	38	22	339	42	0	3
31. 12/24/89	@ Miami	Dan Marino	47	28	339	35	3	1
32. 11/11/90	Seattle	Dave Krieg	23	16	306	54 (TD)	2	0
33. 12/9/90	Denver	John Elway	36	24	328	27	2	1
34. 12/16/90	Houston	Warren Moon	45	27	527	87 (TD)	3	0
35. 11/10/91	@ L.A. Rams	Jim Everett	37	26	329	27	3	1
36. 10/4/92	@ Denver	John Elway	38	23	311	48	2	0
37. 9/20/93	Denver	John Elway	45	28	300	36	1	1
38. 10/31/93	@ Miami	Scott Mitchell	33	22	344	77 (TD)	3	0
39. 9/4/94	@ New Orleans	Jim Everett	37	26	326	30	2	2
40. 10/1/95	@ Arizona	Dave Krieg	41	25	308	35	0	1
41. 10/9/95	San Diego	Stan Humphries	34	24	315	45	1	0
42. 10/7/96	Pittsburgh	Mike Tomczak	32	20	338	45	0	1
43. 9/21/97	@ Carolina	Kerry Collins	47	24	328	36	1	4
44. 12/6/98	@ Denver	John Elway	32	22	400	58	2	1
45. 10/10/99	New England	Drew Bledsoe	45	23	334	49 (TD)	2	2
46. 1/2/00	Oakland	Rich Gannon	47	25	324	42	3	2

CAREER 300-YARD PASSING GAMES

Player	Team	300-Yard Games	Player	Team	300-Yard Games
1. John Elway	Denver	5	Dave Krieg	Seattle/Arizona	2
2. Jim Plunkett	L.A./Oakland Raiders	3	Joe Namath	N.Y. Jets	2
3. Jack Kemp	San Diego/Buffalo	2	Babe Parilli	Boston	2

ALL-TIME MISCELLANEOUS SCORES

ALL-TIME DEFENSIVE SCORES

Date	Opponent	Defensive Score	Result
10/9/60	Oakland	David Webster, 80-yard INT return	L, 19-20
11/6/60	@ Buffalo	David Webster, 14-yard fumble return Don Flynn, 25-yard INT return	W, 45-28
11/30/60	Denver	David Webster, 39-yard INT return	W, 34-7
12/11/60	Boston	Duane Wood, 66-yard INT return	W, 34-0
12/10/61	Denver	Sherrill Headrick, 31-yard INT return	W, 49-21
9/7/63	@ Denver	Sherrill Headrick, 38-yard INT return	W, 59-7
9/22/63	@ Buffalo	Safety, Willie West tackled in end zone	T, 27-27
12/22/63	N.Y. Jets	Jerry Mays, 58-yard fumble return	W, 48-0
10/4/64	Houston	Bobby Hunt, 29-yard INT return	W, 28-7
10/18/64	Buffalo	Bobby Bell, 20-yard fumble return	L, 22-35
10/3/65	Boston	Bobby Bell, 38-yard INT return Willie Mitchell, 37-yard INT return	W, 27-17
9/25/66	@ Boston	Johnny Robinson, 28-yard INT return	W, 43-24
10/16/66	Oakland	Bobby Bell, 7-yard fumble return	L, 13-34
10/30/66	Houston	Willie Mitchell, 60-yard INT return	W, 48-23
9/9/67	@ Houston	Bobby Bell, 32-yard INT return	W, 25-20
11/5/67	N.Y. Jets	Willie Mitchell, 27-yard INT return	W, 42-18
11/12/67	@ Boston	Emmitt Thomas, 57-yard INT return	W, 23-10
11/23/67	Oakland	Safety, Holding in end zone	L, 22-44
12/10/67	@ N.Y. Jets	Fred Williamson, 77-yard INT return	W, 21-7
9/28/68	@ Miami	Jim Lynch, 22-yard INT return	W, 48-3
12/8/68	@ San Diego	Willie Lanier, 75-yard INT return Safety, Buck Buchanan tackled Jon Brittenum	W, 40-3
10/5/69	@ Denver	Jim Kearney, 60-yard INT return	W, 26-13
11/27/69	Denver	Emmitt Thomas, 45-yard INT return	W, 31-17
9/28/70	@ Baltimore	Johnny Robinson, 46-yard fumble return	W, 44-24
11/8/70	Houston	Bobby Bell, 45-yard INT return	W, 24-9
10/3/71	@ Denver	Aaron Brown, 68-yard INT return	W, 16-3
10/18/71	Pittsburgh	Emmitt Thomas, 32-yard INT return	W, 38-16
12/19/71	Buffalo	Bobby Bell, 26-yard INT return	W, 22-9
10/1/72	@ Denver	Jim Kearney, 43-yard INT return Jim Kearney, 32-yard INT return	W, 45-24
11/12/72	@ Pittsburgh	Jim Kearney, 65-yard INT return	L, 7-16
12/3/72	Denver	Jim Kearney, 29-yard INT return Bobby Bell, 61-yard INT return	W, 24-21
9/30/73	Oakland	Willie Lanier, 17-yard INT return	W, 16-3
11/18/73	Houston	John Lohmeyer, 19-yard fumble return	W, 38-14

Date	Opponent	Defensive Score	Result
9/15/74	N.Y. Jets	Emmitt Thomas, 38-yard INT return Marvin Upshaw, 52-yard INT return	W, 24-16
9/22/74	@ Oakland	Wilbur Young, 52-yard INT return	L, 7-27
10/6/74	Denver	Bobby Bell, 28-yard INT return	L, 14-17
11/18/74	@ Denver	Safety, Willie Lanier tackled Otis Armstrong	W, 42-34
12/4/74	Minnesota	Emmitt Thomas, 73-yard INT return	L, 15-35
11/10/75	@ Dallas	John Matuszak, fumble recovery in end zone	W, 35-31
10/31/76	@ Tampa Bay	Safety, John Lohmeyer tackled Steve Spurrier	W, 28-19
10/23/77	@ San Diego	Tim Gray, 15-yard fumble return	W, 21-16
11/27/77	@ Houston	Willie Lee, 10-yard fumble return	L, 20-34
12/11/77	Seattle	Gary Barbaro, 102-yard INT return	L, 31-34
12/18/77	@ Oakland	Tim Gray, 14-yard fumble return Tim Collier, 100-yard INT return	L, 20-21
9/23/79	Oakland	Gary Barbaro, 70-yard INT return	W, 35-7
10/5/80	@ Oakland	Gary Spani, 16-yard fumble return Whitney Paul, 32-yard fumble return	W, 31-17
10/12/80	Houston	Gary Spani, 47-yard INT return	W, 21-20
11/9/80	@ Seattle	Frank Manumaleuga, 22-yard INT return	W, 31-20
12/7/80	Denver	Thomas Howard, 3-yard fumble return	W, 31-14
9/6/81	@ Pittsburgh	Thomas Howard, 65-yard fumble return	W, 37-33
10/18/81	Denver	Whitney Paul, 47-yard fumble return	W, 28-14
10/25/81	@ Oakland	Gary Spani, 91-yard fumble return	W, 28-17
11/22/81	Seattle	Lloyd Burruss, 46-yard INT return	W, 40-13
12/19/82	@ Denver	Gary Barbaro, 43-yard INT return Eric Harris, 56-yard INT return	W, 37-16
1/2/83	N.Y. Jets	Gary Green, 42-yard INT return	W, 37-13
10/2/83	St. Louis	Charles Jackson, 37-yard fumble recovery	W, 38-14
10/16/83	N.Y. Giants	Durwood Roquemore, 42-yard INT return	W, 38-17
12/18/83	Denver	Lucious Smith, 58-yard INT return	W, 48-17
9/16/84	L.A. Raiders	Kevin Ross, 71-yard INT return	L, 20-22
12/9/84	Seattle	Scott Radecic, 19-yard INT return	W, 34-7
9/12/85	L.A. Raiders	Albert Lewis, fumble recovery in end zone	W, 36-20
11/10/85	Pittsburgh	Deron Cherry, 47-yard INT return	L, 28-36
9/21/86	Houston	Greg Hill, 26-yard INT return	W, 27-13
10/19/86	San Diego	Lloyd Burruss, 44-yard INT return Lloyd Burruss, 56-yard INT return	W, 42-41
12/7/86	Denver	Lloyd Burruss, 72-yard INT return	W, 37-10
10/29/87	@ Pittsburgh	Bill Maas, 4-yard fumble return	L, 17-23
11/8/87	Pittsburgh	Bill Maas, 6-yard fumble return	L, 16-17
11/6/88	@ Denver	Safety, Dino Hackett tackled Tony Dorsett	L, 11-17
11/19/89	@ Cleveland	Neil Smith, 3-yard fumble return	T, 10-10
9/23/90	@ Green Bay	Stan Petry, 33-yard INT return	W, 17-3
10/14/90	Detroit	Safety, Bill Maas tackled Bob Gagliano	W, 43-24
11/11/90	Seattle	Dan Saleaumua fumble recovery in end zone	L, 17-16
10/31/91	Miami	Chris Martin, 100-yard fumble return	W, 42-7
11/10/91	@ L.A. Rams	Derrick Thomas, 23-yard fumble return	W, 27-20
11/24/91	@ Cleveland	Safety, Dan Saleaumua tackled Bernie Kozar	L, 15-20
9/6/92	@ San Diego	Kevin Ross, 99-yard INT return	W, 24-10
9/13/92	Seattle	Lonnie Marts, 36-yard INT return	W, 26-7
9/28/92	L.A. Raiders	Charles Mincy, 25-yard INT return	W, 27-7
11/22/92	@ Seattle	Neil Smith, 22-yard INT return	W, 24-14
12/13/92	New England	Charles Mincy, 30-yard fumble return	W, 27-20
12/27/92	Denver	Charles Mincy, 32-yard INT return Dale Carter, 36-yard INT return	W, 42-20
11/8/93	Green Bay	Derrick Thomas, fumble recovery in end zone	W, 23-16
12/5/93	@ Seattle	Dan Saleaumua, 16-yard fumble return	W, 31-16
9/11/94	San Francisco	Safety, Derrick Thomas tackled Steve Young	W, 24-17
12/24/94	@ L.A. Raiders	Mark Collins, 78-yard INT return Safety, team (penalty in end zone)	W, 19-9
9/17/95	Oakland	James Hasty, 64-yard INT return	W, 23-17 OT
11/19/95	Houston	Mark Collins, 34-yard fumble return	W, 20-13
12/3/95	@ Oakland	Brian Washington, 74-yard INT return	W, 29-23
12/17/95	Denver	Vaughn Booker, 14-yard fumble return	W, 20-17
9/8/96	Oakland	James Hasty, 80-yard fumble return Safety, Dan Saleaumua tackled Barrett Robbins	W, 19-3
9/8/97	@ Oakland	Darren Anderson, 55-yard INT return	W, 28-27
9/21/97	@ Carolina	Mark McMillian, 62-yard INT return	W, 35-14
11/30/97	San Francisco	Mark McMillian, 12-yard INT return Safety, Joe Phillips tackled Terry Kirby	W, 44-9
12/14/97	@ San Diego	Mark McMillian, 87-yard INT return Safety, Derrick Thomas sacked Todd Philcox	W, 29-7
9/6/98	Oakland	Safety, Derrick Thomas sacked Jeff George	W, 28-8
12/26/98	@ Oakland	Derrick Thomas, 44-yard fumble return	W, 31-24

Date	Opponent	Defensive Score	Result
9/12/99	@ Chicago	Donnie Edwards, 79-yard fumble return	L, 17-20
10/21/99	@ Baltimore	Reggie Tongue, 46-yard INT return James Hasty, 56-yard INT return	W, 35-8
10/31/99	San Diego	Reggie Tongue, 7-yard fumble return	W, 34-0
11/28/99	@ Oakland	Cris Dishman, 47-yard INT return Cris Dishman, 40-yard fumble return	W, 37-34
12/12/99	Minnesota	Eric Hicks, 44-yard fumble return	W, 31-28
12/18/99	Pittsburgh	Donnie Edwards, 28-yard INT return	W, 35-19
1/2/00	Oakland	James Hasty, 34-yard INT return	L, 38-41 OT
9/10/00	@ Tennessee	Donnie Edwards, 42-yard INT return	L, 14-17 OT
11/26/00	@ San Diego	Marvuc Patton, 24-yard INT return	L, 16-17

Notes: The Chiefs are 81-22-2 (.790) in games when producing a defensive score (TD or safety).
The Chiefs are 76-19-1 (.797) in games with a defensive TD and 10-3-1 (.714) in games with a safety on defense.

ALL-TIME SPECIAL TEAMS SCORES

Date	Opponent	Special Teams Score	Result
12/11/60	Boston	Johnny Robinson, 62-yard punt return	W, 34-0
10/15/61	@ Buffalo	Abner Haynes, 88-yard kickoff return	L, 24-27
9/7/63	@ Denver	Dave Grayson, 99-yard kickoff return	W, 59-7
12/8/63	Denver	Duane Wood, 18-yard blocked punt return	W, 52-21
12/19/65	Denver	Willie Mitchell, 71-yard punt return	W, 45-35
11/20/66	Boston	Frank Pitts, 21-yard blocked punt return	T, 27-27
12/17/67	@ Denver	Noland Smith, 106-yard kickoff return	W, 38-24
9/15/68	N.Y. Jets	Noland Smith, 80-yard punt return	L, 19-20
11/17/68	Boston	Goldie Sellers, 76-yard punt return	W, 31-17
9/28/69	@ Cincinnati	Goldie Sellers, 20-yard return on fumbled kickoff	L, 19-24
10/12/69	Houston	George Daney, 5-yard return on fumbled punt attempt	W, 24-0
11/27/69	Denver	Bobby Bell, 53-yard kickoff return	W, 31-17
12/17/78	@ Seattle	Safety, Ed Beckman forces Herman Weaver out of EZ	L, 19-23
9/16/79	@ Houston	J.T. Smith, 55-yard punt return	L, 6-20
9/23/79	Oakland	J.T. Smith, 88-yard punt return	W, 35-7
11/23/80	@ St. Louis	J.T. Smith, 75-yard punt return	W, 21-13
12/21/80	@ Baltimore	J.T. Smith, 53-yard punt return	W, 38-28
9/19/82	San Diego	Dave Klug, blocked punt recovery in end zone	W, 19-12
9/7/86	Cincinnati	Deron Cherry, blocked punt recovery in end zone	W, 24-14
10/19/86	San Diego	Kevin Ross, 21-yard return on fumbled kickoff	W, 42-41
12/21/86	@ Pittsburgh	Deron Cherry, blocked punt recovery in end zone Boyce Green, 97-yard kickoff return Lloyd Burruss, 78-yard blocked field goal return	W, 24-19
9/13/87	San Diego	Paul Palmer, 95-yard kickoff return	W, 20-13
*10/4/87	@ L.A. Raiders	Bob Harris, 23-yard blocked punt return	L, 17-35
*10/18/87	Denver	Jitter Fields, 85-yard punt return	L, 17-26
12/6/87	@ Cincinnati	Kevin Ross, 65-yard blocked field goal return	L, 27-30 OT
12/27/87	Seattle	Paul Palmer, 92-yard kickoff return	W, 41-20
11/13/88	Cincinnati	Safety, Albert Lewis, blocked punt out of end zone	W, 31-28
10/22/89	Dallas	Safety, Rob McGovern blocked punt out of end zone	W, 36-28
11/26/89	Houston	Jayce Pearson, 1-yard blocked punt return	W, 34-0
9/30/90	Cleveland	Chris Martin, 19-yard blocked punt return Kevin Ross, 13-yard blocked punt return	W, 34-0
9/6/92	@ San Diego	Dale Carter, 46-yard punt return	W, 24-10
11/22/92	@ Seattle	Dale Carter, 86-yard punt return	W, 24-14
12/19/92	@ N.Y. Giants	Tracy Rogers, blocked punt recovery in end zone	L, 21-35
1/2/94	Seattle	Albert Lewis, blocked punt recovery in end zone	W, 34-24
12/12/94	@ Miami	Jon Vaughn, 91-yard kickoff return	L, 28-45
9/3/95	@ Seattle	Tamarick Vanover, 99-yard kickoff return	W, 34-10
10/9/95	San Diego	Tamarick Vanover, 86-yard punt return	W, 29-26 OT
12/24/95	Seattle	Tamarick Vanover, 89-yard kickoff return	W, 26-3
10/27/96	@ Denver	Tamarick Vanover 97-yard kickoff return	L, 7-34
9/14/97	Buffalo	Tamarick Vanover, 94-yard kickoff return	W, 22-16
11/23/97	@ Seattle	Safety, Team blocked punt out of end zone	W, 19-14
12/21/97	New Orleans	Tamarick Vanover, 82-yard punt return	W, 25-13
12/5/99	@ Denver	Tamarick Vanover, 80-yard punt return	W, 16-10
1/2/00	Oakland	Tamarick Vanover, 84-yard punt return	L, 38-41 OT
10/22/00	St. Louis	Mike Cloud, 6-yard blocked punt return	W, 54-34

*Replacement Game

Notes: The Chiefs are 32-12-1 (.722) in games when producing a special teams score (TD or safety), 29-11-1 (.720) with a special teams touchdown and 3-1-0 (.750) with a special teams safety.

ALL-TIME TWO-POINT CONVERSIONS

Date	Opponent	Two-Point Play	Result
11/24/60	@ N.Y. Titans	Curley Johnson pass from Hunter Enis	L, 35-41
9/24/61	@ Oakland	Jack Spikes run	W, 42-35
10/1/61	Houston	Bo Dickinson pass from Randy Duncan	W, 26-21
11/26/61	Oakland	Bo Dickinson pass from Randy Duncan	W, 43-11
9/22/63	@ Buffalo	Chris Burford pass from Len Dawson	T, 27-27
12/13/64	@ San Diego	Curtis McClinton pass from Len Dawson	W, 49-6
10/24/65	@ Houston	Jerrel Wilson pass from Len Dawson	L, 36-38
		Pete Beathard run	
12/12/65	@ Buffalo	Reg Carolan pass from Len Dawson	
9/18/66	@ Oakland	Fred Arbanas pass from Len Dawson	W, 32-10
11/13/66	Miami	Jerrel Wilson pass from Len Dawson	W, 34-16
9/9/67	@ Houston	Reg Carolan pass from Len Dawson	W, 25-20
11/5/67	N.Y. Jets	Curtis McClinton pass from Len Dawson	W, 42-18
9/11/94	San Francisco	J.J. Birden pass from Joe Montana	W, 24-17
10/23/94	Seattle	Marcus Allen run	W, 38-23
12/4/94	Denver	Willie Davis pass from Steve Bono	L, 17-20 OT
10/26/97	@ St. Louis	Tamarick Vanover pass from Elvis Grbac	W, 28-20
		Tony Gonzalez pass from Elvis Grbac	

Notes: Two-point conversion rule used in AFL from '60-69 and instituted by NFL in '94. The Chiefs are 11-3-1 (.733) in games with a two-point conversion.

Year-by-Year Two-Point Conversions-Attempts

1960 1-2	1965 3-3	1994 3-4	1999 0-2
1961 3-4	1966 2-3	1995 0-3	2000 0-4
1962 0-1	1967 2-3	1996 0-1	
1963 1-2	1968 0-0	1997 2-6	
1964 1-3	1969 0-2	1998 0-1	

TRIPLE THREAT CHIEFS

(Seven players in Chiefs history have scored a touchdown at least three different ways)

Player	5 Different Touchdown Plays	Total TDs
Johnny Robinson	9 receiving, 6 rushing, 1 FR, 1 PR, 1 INT	18
	4 Different Touchdown Plays	
Abner Haynes	39 rushing, 17 receiving, 1, KOR, 1 fumble recovery	58
Kevin Ross	2 INTs, 2 blocked FG returns, 1 FR, 1 blocked punt	7
	3 Different Touchdown Plays	
Bobby Bell	6 INTs, 2 FRs, 1 KOR	9
Dale Carter	2 PRs, 1 INT, 1 receiving	4
Paul Palmer	4 receiving, 2 rushing, 2 KORs	8
Tamarick Vanover	4 PRs, 4 KORs, 3 receiving	11

(Four players in Chiefs history have a rushing and a receiving TD and have also thrown a TD pass)

Player	Rushing	Receiving	Passing	Total TDs Responsible For
Marcus Allen	44	21	2	67
Bert Coan	15	4	1	20
Mike Garrett	24	7	1	32
Curtis McClinton	18	14	1	33

Key: FR - Fumble return; INT - Interception return; KOR - Kickoff return; PR - Punt return

ALL-TIME SHUTOUTS

Date	Opponent	Score
9/25/60	L.A. Chargers	17-0
12/4/60	Houston	24-0
12/11/60	Boston	34-0
12/22/63	N.Y. Jets	48-0
9/24/67	@ Miami	24-0
10/8/67	Miami	41-0
9/21/69	@ Boston	31-0
10/12/69	Houston	24-0
12/6/70	Denver	16-0
11/4/73	@ San Diego	19-0
11/26/78	San Diego	23-0
9/2/79	Baltimore	14-0
10/11/81	Oakland	27-0
11/26/89	Houston	34-0
9/30/90	Cleveland	34-0
12/7/97	Oakland	30-0
10/31/99	San Diego	34-0

ALL-TIME OPPONENT SHUTOUTS

Date	Opponent	Score
12/1/63	@ N.Y. Jets	0-17
11/17/76	Pittsburgh	0-45
12/16/79	@ Tampa Bay	0-3
9/23/84	@ Denver	0-21
11/4/84	@ Seattle	0-45
9/22/85	@ Miami	0-31
10/20/85	@ L.A. Rams	0-16
#10/11/87	@ Miami	0-42
9/12/93	@ Houston	0-30
9/25/94	L.A. Rams	0-16

Notes: The Chiefs have produced 17 all-time shutouts, including 14 at home and seven at Arrowhead Stadium. Kansas City has been shutout at home only twice.

Replacement Game

YEAR-BY-YEAR LEADERS

RUSHING

Year	Player	No.	Yds.	Avg.	LG	TD	Year	Player	No.	Yds.	Avg.	LG	TD
1960*	Abner Haynes	156	875	5.6	67	9	1981	Joe Delaney	234	1121	4.8	82	3
1961	Abner Haynes	179	841	4.7	59	9	1982	Joe Delaney	95	380	4.0	36	0
1962	Abner Haynes	221	1049	4.8	71	19	1983	Billy Jackson	152	499	3.3	19	2
1963	Curtis McClinton	142	568	4.8	36	6	1984	Herman Heard	165	684	4.1	69	4
1964	Abner Haynes	137	713	5.2	80	8	1985	Herman Heard	164	595	3.6	33	4
1965	Curtis McClinton	175	651	3.8	48	6	1986	Mike Pruitt	139	448	3.2	16	2
1966	Mike Garrett	147	801	5.4	77	6	1987	Christian Okoye	157	660	4.2	43	3
1967	Mike Garrett	236	1087	4.6	58	9	1988	Christian Okoye	105	473	4.5	48	3
1968	Robert Holmes	174	866	5.0	76	7	1989*	Christian Okoye	370	1480	4.0	59	12
1969	Mike Garrett	168	732	4.4	34	6	1990	Barry Word	204	1015	5.0	53	4
1970	Ed Podolak	168	749	4.5	65	3	1991	Christian Okoye	225	1031	4.6	48	9
1971	Ed Podolak	184	708	3.8	25	9	1992	Barry Word	163	607	3.7	44	4
1972	Ed Podolak	171	615	3.6	28	4	1993	Marcus Allen	206	764	3.7	39	12
1973	Ed Podolak	211	721	3.4	25	3	1994	Marcus Allen	189	709	3.8	36	7
1974	Woody Green	135	509	3.8	43	3	1995	Marcus Allen	207	890	4.3	38	5
1975	Woody Green	167	611	3.7	42	5	1996	Marcus Allen	206	830	4.0	35	9
1976	MacArthur Lane	162	542	3.3	20	5	1997	Greg Hill	157	550	3.5	38	0
1977	Ed Podolak	133	550	4.1	41	5	1998	Donnell Bennett	148	527	3.6	26	5
1978	Tony Reed	206	1053	5.1	62	6	1999	Donnell Bennett	161	627	3.9	44	8
1979	Ted McKnight	153	755	4.9	84	8	2000	Tony Richardson	147	697	4.7	33	3
1980	Ted McKnight	206	693	3.4	25	3							

PASSING

Year	Player	Att.-Comp.	Yds.	Pct.	TD	INT	Rate	Year	Player	Att.-Comp.	Yds.	Pct.	TD	INT	Rate
1960	Cotton Davidson	379-179	2474	.472	15	16	64.5	1981	Bill Kenney	274-147	1983	.536	9	16	63.8
1961	Cotton Davidson	330-151	2445	.458	17	23	59.3	1982	Bill Kenney	169- 95	1192	.562	7	6	77.0
1962*	Len Dawson	310-189	2759	.610	29	17	98.4	1983	Bill Kenney	603-346	4348	.574	24	18	89.8
1963	Len Dawson	352-190	1989	.540	26	19	77.6	1984	Bill Kenney	282-151	2098	.535	15	10	80.7
1964*	Len Dawson	354-199	2879	.562	30	18	89.9	1985	Bill Kenney	338-181	2536	.536	17	9	83.6
1965	Len Dawson	305-163	2262	.534	21	14	81.3	1986	Bill Kenney	308-161	1922	.523	13	11	70.8
1966*	Len Dawson	284-159	2527	.560	26	10	101.9	1987	Bill Kenney	273-154	2107	.564	15	9	85.8
1967	Len Dawson	357-206	2651	.577	24	17	83.5	1988	Steve DeBerg	414-224	2935	.541	16	16	73.5
1968*	Len Dawson	224-131	2109	.585	17	9	98.8	1989	Steve DeBerg	324-196	2529	.605	11	16	75.8
1969	Len Dawson	166- 98	1323	.590	9	13	70.0	1990	Steve DeBerg	444-258	3444	.581	23	4	98.3
1970	Len Dawson	262-141	1876	.538	13	14	71.3	1991	Steve DeBerg	434-256	2965	.590	17	14	79.3
1971	Len Dawson	301-167	2504	.552	15	13	81.8	1992	Dave Krieg	413-230	3115	.557	15	12	79.9
1972	Len Dawson	305-175	1835	.574	13	12	73.1	1993	Joe Montana	298-181	2144	.607	13	7	87.4
1973	Mike Livingston	145- 75	916	.517	6	7	65.2	1994	Joe Montana	493-299	3283	.606	16	9	83.6
1974	Len Dawson	235-138	1573	.587	7	13	66.0	1995	Steve Bono	520-293	3121	.563	21	10	79.5
1975	Len Dawson	140- 93	1095	.664	5	4	89.9	1996	Steve Bono	438-235	2572	.537	12	13	68.0
1976	Mike Livingston	338-189	2682	.559	12	13	77.9	1997	Elvis Grbac	314-179	1943	.570	11	6	79.1
1977	Mike Livingston	282-143	1823	.507	15	9	59.8	1998	Rich Gannon	352-206	2305	.582	10	6	80.1
1978	Mike Livingston	290-159	1973	.548	5	13	57.3	1999	Elvis Grbac	499-234	3389	.589	22	15	81.7
1979	Steve Fuller	270-146	1484	.541	6	14	55.8	2000	Elvis Grbac	547-342	4169	.596	28	14	89.9
1980	Steve Fuller	320-193	2250	.603	10	12	76.1								

PASS RECEIVING

Year	Player	No.	Yds.	Avg.	LG	TD	Year	Player	No.	Yds.	Avg.	LG	TD	
1960	Abner Haynes	55	576	10.5	34	3	1981	J. T. Smith	63	852	13.5	42	2	
1961	Chris Burford	51	850	16.7	54	5	1982	Henry Marshall	40	549	13.7	44	3	
1962	Chris Burford	45	645	14.4	49	12	1983	Carlos Carson	80	1351	16.9	50	7	
1963	Chris Burford	68	824	12.1	69	9	1984	Henry Marshall	62	912	14.7	37	4	
1964	Frank Jackson	62	943	15.2	72	9	1985	Carlos Carson	47	843	17.9	34	4	
1965	Chris Burford	47	575	12.2	57	6	1986	Stephone Paige	52	829	15.9	51	11	
1966	Otis Taylor	58	1297	22.4	89	8	1987	Carlos Carson	55	1044	19.0	81	7	
1967	Otis Taylor	59	958	16.2	71	11	1988	Stephone Paige	61	902	14.8	49	7	
1968	Mike Garrett	33	359	10.9	43	3	1989	Stephone Paige	44	759	17.3	50	2	
1969	Mike Garrett	43	432	10.0	41	2	1990	Stephone Paige	65	1021	15.7	86	5	
1970	Otis Taylor	34	618	18.2	59	3	1991	Robb Thomas	43	495	11.5	39	1	
1971	Otis Taylor	57	1110	19.5	82	7	1992	Todd McNair	44	380	8.6	36	1	
1972	Otis Taylor	57	821	14.4	44	6	1993	Willie Davis	52	909	17.5	66	7	
1973	Ed Podolak	55	445	8.1	25	0	1994	Kimble Anders	67	525	7.8	30	1	
1974	Ed Podolak	43	306	7.1	26	1	1995	Kimble Anders	55	349	6.3	28	1	
1975	Ed Podolak	37	332	9.0	21	2	1996	Kimble Anders	60	529	8.8	45	2	
1976*	MacArthur Lane	66	686	10.4	44	1	1997	Andre Rison	72	1092	15.2	45	7	
1977	Walter White	48	674	14.0	48	5	1998	Kimble Anders	64	462	7.2	29	2	
1978	Tony Reed	48	483	10.1	44	1	1999	Tony Gonzalez	76	849	11.2	73	11	
1979	Ted McKnight	38	226	6.0	24	0	2000	Tony Gonzalez	93	1203	12.9	39	9	
1980	Henry Marshall	47	799	17.0	75	6								

INTERCEPTIONS

Year	Player	No.	Yds.	Avg.	TD	Year	Player	No.	Yds.	Avg.	TD
1960	David Webster	6	156	26.0	2	1980	Gary Barbaro	10	163	16.3	0
1961	David Webster	5	50	10.0	0	1981	Eric Harris	7	109	15.6	0
1962	Bobby Hunt	8	101	12.7	0	1982	Eric Harris	3	66	22.0	1
1963	Bobby Hunt	6	228	38.0	0		Gary Barbaro	3	48	16.0	1
1964	Bobby Hunt	7	133	19.0	1	1983	Deron Cherry	7	100	14.3	0
1965	Fred Williamson	7	89	12.7	0	1984	Deron Cherry	7	140	20.0	0
1966*	Johnny Robinson	10	136	13.6	1	1985	Albert Lewis	8	59	7.4	0
	Bobby Hunt	10	113	11.3	0	1986*	Deron Cherry	9	150	16.7	0
1967	Fletcher Smith	6	150	25.0	0	1987	Deron Cherry	3	58	19.3	0
1968	Johnny Robinson	6	40	6.7	0		Kevin Ross	3	40	13.3	0
1969*	Emmitt Thomas	9	147	18.4	1	1988	Deron Cherry	7	51	7.3	0
1970*	Johnny Robinson	10	155	15.5	0	1989	Albert Lewis	4	37	9.3	0
1971	Emmitt Thomas	8	145	18.1	1		Kevin Ross	4	29	7.3	0
1972*	Mike Sensibaugh	8	65	8.1	0	1990	Kevin Ross	5	97	19.4	0
1973	Emmitt Thomas	3	65	21.6	0	1991	Deron Cherry	4	31	7.8	0
	Mike Sensibaugh	3	58	19.3	0	1992	Dale Carter	7	65	9.3	1
	Willie Lanier	3	47	16.6	1	1993	Albert Lewis	6	61	10.2	0
	Jim Kearney	3	30	10.0	0	1994	Charles Mincy	3	49	16.3	0
1974*	Emmitt Thomas	12	214	18.8	2	1995	Dale Carter	4	45	11.3	0
1975	Emmitt Thomas	6	119	19.8	0	1996*	Mark Collins	6	45	7.5	0
1976	Kerry Reardon	5	26	5.2	0	1997*	Mark McMillian	8	274	34.3	3
1977	Gary Barbaro	8	165	20.6	1	1998	James Hasty	4	42	10.5	0
1978	Tim Gray	6	118	19.7	0	1999	James Hasty	7	98	14.0	2
1979	Gary Barbaro	7	142	20.3	1	2000	James Hasty	4	53	13.3	0

SACKS

Year	Player	Sacks/Yds	Year	Player	Sacks/Yds	Year	Player	Sacks/Yds
1974	Marvin Upshaw	9.5/49.0	1984	Art Still	14.5/86.0	1993*	Neil Smith	15.0/127.0
1975	Wilbur Young	9.5/73.0	1985	Bill Maas	7.0/51.0	1994	Neil Smith	11.5/89.0
1976	Lawrence Estes	5.0/52.0	1986	Art Still	10.5/77.0	1995	Neil Smith	12.0/82.0
1977	Wilbur Young	5.5/51.5	1987	Mike Bell	6.5/44.0	1996	Derrick Thomas	13.0/109.0
1978	Art Still	8.5/59.0	1988	Bill Maas	4.0/34.0	1997	Dan Williams	10.5/57.5
1979	Art Still	8.5/63.5	1989	Derrick Thomas	10.0/95.5	1998	Derrick Thomas	12.0/79.0
1980	Art Still	14.5/115.0	1990*	Derrick Thomas	20.0/150.0	1999	Derrick Thomas	7.0/65.0
1981	Ken Kremer	6.0/57.5	1991	Derrick Thomas	13.5/112.0	2000	Eric Hicks	14.0/73.0
1982	Art Still	3.5/30.5	1992	Neil Smith	14.5/114.5			
1983	Mike Bell	10.0/62.0		Derrick Thomas	14.5/113.0			

NOTE: Sacks became recognized as an official NFL statistic in 1982. The Chiefs began recording sacks in 1974.

TACKLES

Year	Player	Tackles	Year	Player	Tackles	Year	Player	Tackles
1977	Willie Lanier	132 (88 solo)	1985	Deron Cherry	134 (85 solo)	1993	Tracy Simien	105 (68 solo)
1978	Gary Spani	144 (102 solo)	1986	Dino Hackett	140 (78 solo)	1994	Tracy Simien	99 (65 solo)
1979	Gary Spani	157 (115 solo)	1987	Dino Hackett	103 (74 solo)	1995	Tracy Simien	106 (75 solo)
1980	Gary Spani	149 (96 solo)	1988	Deron Cherry	151 (90 solo)	1996	Mark Collins	119 (94 solo)
1981	Gary Spani	153 (104 solo)	1989	Deron Cherry	87 (45 solo)	1997	Reggie Tongue	142 (91 solo)
1982	Art Still	68 (44 solo)	1990	Dino Hackett	95 (53 solo)	1998	Donnie Edwards	151 (97 solo)
1983	Jerry Blanton	136 (83 solo)	1991	Deron Cherry	116 (59 solo)	1999	Donnie Edwards	143 (105 solo)
1984	Art Still	131 (107 solo)	1992	Tracy Simien	97 (56 solo)	2000	Donnie Edwards	151 (119 solo)

NOTE: The Chiefs began recording tackle totals in 1977.

SPECIAL TEAMS TACKLES

Year	Player	Tackles	Year	Player	Tackles	Year	Player	Tackles
1982	Al Steinfeld	18 (13 solo)	1990	Todd McNair	27 (22 solo)	1995	Greg Manusky	23 (18 solo)
1983	Albert Lewis	27 (23 solo)	1991	Tim Barnett	15 (12 solo)		Tracy Rogers	23 (15 solo)
1984	Ken Jolly	28 (19 solo)	1992	Bennie Thompson	27 (20 solo)	1996	Greg Manusky	26 (20 solo)
1985	Walt Arnold	20 (12 solo)	1993	Fred Jones	14 (14 solo)	1997	Greg Manusky	25 (20 solo)
1986	Sherman Coocroft	22 (21 solo)		Todd McNair	14 (11 solo)	1998	Greg Manusky	23 (14 solo)
1987	Tim Cofield	19 (10 solo)		Bennie Thompson	14 (11 solo)	1999	Greg Manusky	27 (19 solo)
1988	Angelo Snipes	26 (17 solo)	1994	Greg Manusky	23 (22 solo)	2000	Mike Maslowski	25 (20 solo)
1989	Rob McGovern	24 (18 solo)		Monty Grow	23 (21 solo)			

NOTE: The Chiefs began recording special teams tackle totals in 1982.

PUNTING

Year	Player	No.	Yds.	Avg.	In 20	LG	Year	Player	No.	Yds.	Avg.	In 20	LG
1960	Cotton Davidson	58	2287	39.4	—	—	1972*	Jerrel Wilson	66	2960	44.8	—	69
1961	Cotton Davidson	61	2479	40.6	—	62	1973*	Jerrel Wilson	80	3942	45.5	—	68
1962	Eddie Wilson	47	1691	36.0	—	52	1974	Jerrel Wilson	83	3462	41.7	—	64
1963	Jerrel Wilson	77	3292	42.7	—	70	1975	Jerrel Wilson	54	2233	41.4	—	64
1964	Jerrel Wilson	60	2628	43.8	—	72	1976	Jerrel Wilson	65	2729	42.0	14	62
1965*	Jerrel Wilson	68	3132	46.1	—	64	1977	Jerrel Wilson	85	3394	39.9	11	59
1966	Jerrel Wilson	61	2715	44.5	—	69	1978	Zenon Andrusysium	79	3247	41.1	18	61
1967	Jerrel Wilson	41	1739	42.4	—	59	1979*	Bob Grupp	89	3883	43.6	23	74
1968*	Jerrel Wilson	63	2841	45.1	—	70	1980	Bob Grupp	84	3317	39.5	23	57
1969	Jerrel Wilson	68	3022	44.4	—	62	1981	Bob Grupp	41	1556	38.0	5	57
1970	Jerrel Wilson	76	3415	44.9	—	68	1982	Jeff Gossett	33	1366	41.4	6	56
1971	Jerrel Wilson	64	2865	44.8	—	68	1983	Jim Arnold	93	3710	39.9	21	64

PUNTING

Year	Player	No.	Yds.	Avg.	In 20	LG	Year	Player	No.	Yds.	Avg.	In 20	LG
1984	Jim Anzoldi	88	4397	44.9	22	62	1993	Bryan Barker	76	3240	42.6	19	59
1985	Jim Anzoldi	93	3827	41.2	15	63	1994	Louie Aquar	85	3552	42.1	15	61
1986	Alber Hayes	99	4033	40.7	13	56	1995	Louie Aquar	89	3890	43.9	29	65
1987	Kelly Goodum	39	2412	40.9	13	55	1996	Louie Aquar	88	3667	41.7	23	68
1988	Kelly Goodum	78	3059	40.3	10	59	1997	Louie Aquar	82	3465	42.3	20	59
1989	Kelly Goodum	67	2698	40.1	25	54	1998	Louie Aquar	75	3226	43.0	33	65
1990	Bryan Barker	64	2479	38.7	11	57	1999	Daniel Pope	101	4218	42.18	41.8	64
1991	Bryan Barker	57	2303	40.4	11	57	2000	Todd Sauerbone	82	3656	44.6	20	68
1992	Bryan Barker	75	3245	43.3	43.3	16							

PUNT RETURNS

Year	Player	No.	Yds.	Avg.	LG	TD	Year	Player	No.	Yds.	Avg.	LG	TD
1960	Alber Hayes	14	216	15.4	44	0	1981	J.T. Smith	50	528	10.6	62	0
1961	Alber Hayes	19	195	10.3	46	0	1982	Anthony Hancock	12	103	8.6	30	0
1962	Frank Jackson	11	117	10.6	29	0	1983	J.T. Smith	26	210	8.1	61	0
1963	Frank Jackson	11	95	8.6	17	0	1984	J.T. Smith	39	332	8.5	57	0
1964	Willie Mitchell	18	167	9.3	36	0	1985	Garola Lane	43	381	8.9	48	0
1965	Willie Mitchell	19	242	12.7	71	1	1986	Jeff Smith	29	245	8.4	57	0
1966	Mike Garner	17	139	8.2	79	1	1987	Michael Clements	19	162	8.5	44	0
1967	Noland Smith	26	212	8.2	59	0	1988	Kevin Taylor	29	187	6.4	16	0
1968	Noland Smith	18	270	15.0	80	0	1989	Naz Worthen	25	150	7.2	37	0
1969	Noland Smith	9	107	11.9	80	0	1990	Pat Mandley	19	151	7.9	19	0
1970*	Ed Podolak	23	311	13.5	60	0	1991	King Wardley	22	190	8.6	30	0
1971	Ed Podolak	13	84	6.5	23	0	1992	Dale Carter	38	398	10.5	86	2
1972	Larry Marshall	18	103	5.7	29	0	1993	Troy Stratford	27	247	9.1	43	0
1973	Larry Marshall	29	180	6.2	31	0	1994	Daran Hughes	27	192	7.1	43	0
1974	Ed Podolak	12	134	8.9	54	0	1995	Tamarcik Vanover	51	540	10.6	86	1
1975	Charlie Thomas	15	114	9.3	34	0	1996	Tamarcik Vanover	17	116	6.8	24	0
1976	Larry Green	31	387	12.5	48	0	1997	Tamarcik Vanover	35	383	10.9	82	1
1977	Gay Green	14	115	8.2	18	0	1998	Tamarcik Vanover	27	264	9.8	37	0
1978	Eddie Payton	32	364	11.4	39	0	1999	Tamarcik Vanover	51	627	12.3	80	2
1979	J.T. Smith	58	612	10.6	88	8	2000	Kevin Lockett	26	208	8.0	26	0
1980*	J.T. Smith	40	581	14.5	75	2							

KICKOFF RETURNS

Year	Player	No.	Yds.	Avg.	LG	TD	Year	Player	No.	Yds.	Avg.	LG	TD
1960	Alber Hayes	19	434	22.8	82	0	1981	James Murphy	20	457	22.9	46	0
1961*	Dave Grayson	16	453	28.3	73	0	1982	Anthony Hancock	27	609	22.6	68	0
1962	Dave Grayson	18	535	29.7	59	0	1983	Theotis Grown	15	391	20.1	46	0
1963	Dave Grayson	20	564	28.2	59	1	1984	J.T. Smith	19	391	20.6	39	0
1964	Dave Grayson	30	679	22.6	—	0	1985	Jeff Smith	33	654	19.8	97	1
1965	Bert Coan	19	479	25.2	52	0	1986	Boyc Green	10	254	25.4	39	0
1966	Emmitt Thomas	41	673	23.2	66	0	1987*	Danny Copeland	38	923	24.3	95	2
1967	Noland Smith	29	1148	28.0	106	0	1988	Kevin Gamble	15	28	1.9	31	0
1968	Noland Smith	23	549	24.5	37	0	1989	Danny Copeland	26	466	27.7	23	0
1969	Warren McVea	13	318	24.5	48	0	1990	Todd McArthur	14	227	16.2	23	0
1970	Robert Holmes	19	535	28.2	48	0	1991	Harvey Williams	24	524	21.8	76	0
1971	Kerry Reardon	12	308	25.7	41	0	1992	Dan Hughes	21	405	19.3	37	0
1972	Larry Marshall	23	651	28.3	48	0	1993	Daran Hughes	14	266	19.0	60	0
1973	Larry Marshall	14	391	27.9	38	0	1994	Ray Dickerson	21	472	22.5	50	0
1974	Bill Thomas	25	571	22.8	33	0	1995	Tamarcik Vanover	43	1065	25.5	99	2
1975	Reggie Craig	10	247	24.7	63	0	1996*	Tamarcik Vanover	51	854	25.9	97	1
1976	Lawrence Williams	25	688	27.6	64	0	1997	Tamarcik Vanover	51	1308	25.6	94	1
1977	Ted Maskright	12	305	25.4	66	0	1998	Tamarcik Vanover	44	956	23.3	62	0
1978	Eddie Payton	30	775	25.8	66	0	1999	Tamarcik Vanover	44	886	20.1	29	0
1979	Horace Belton	22	463	21.0	66	0	2000	Mike Cloud	36	779	21.6	36	0
1980	Carlos Carson	40	917	22.9	47	0							

LEADING SCORER

Year	Player	TD	PAT	FG	Points	Year	Player	TD	PAT	FG	Points
1960	Jack Spikes	5	34	13	103	1981	Nick Lowery	0	37	26	74
1961	Jack Spikes	5	10	4	54	1982	Nick Lowery	0	17	19	115
1962	Alber Hayes	19	0	0	114	1983	Nick Lowery	0	44	24	116
1963	Chris Burford	1	1#	0	56	1984	Nick Lowery	0	35	24	104
1964	Tommy Brooker	0	46	8	70	1985	Nick Lowery	0	35	24	107
1965	Tommy Brooker	0	37	13	76	1986	Nick Lowery	0	43	19	100
1966	Mike Mercer	0	35	20	93	1987	Nick Lowery	0	26	19	83
1967	Mike Mercer	0	45	21	108	1988	Nick Lowery	0	23	27	104
1968	Jan Sheenud	0	39	30	129	1989	Nick Lowery	0	30	24	106
1969	Jan Sheenud	0	38	27	119	1990*	Nick Lowery	0	37	34	139
1970	Jan Sheenud	0	26	30	110	1991	Nick Lowery	0	35	25	110
1971	Jan Sheenud	0	32	26	110	1992	Nick Lowery	0	39	39	105
1972	Jan Sheenud	0	32	21	95	1993	Nick Lowery	0	37	23	106
1973	Jan Sheenud	0	24	24	93	1994	Nick Lowery	0	30	25	105
1974	Jan Sheenud	0	30	17	75	1995	Lin Elliott	0	37	30	105
1975	Jan Sheenud	0	24	22	90	1996	Pete Szyonovich	0	34	24	106
1976	Jan Sheenud	0	27	21	90	1997	Pete Szyonovich	0	35	25	113
1977	Jan Sheenud	0	27	8	51	1998	Pete Szyonovich	0	34	27	115
1978	Jan Sheenud	0	23	20	85	1999	Pete Szyonovich	0	45	25	108
1979	Jan Sheenud	0	25	12	64	2000	Todd Peterson	0	45	15	70
1980	Nick Lowery	0	37	20	97						

LEADING NON-KICK SCORER

Year	Player	Rush TD	Rec TD	Ret TD	Points	Year	Player	Rush TD	Rec TD	Ret TD	Points	
1960	Abner Haynes	9	3	0	72	1981	Billy Jackson	10	1	0	66	
1961	Abner Haynes	9	3	1	78	1982	Billy Jackson	10	3	0	18	
1962	Abner Haynes	13	6	0	114		Henry Marshall	0	3	0	18	
1963	Chris Burford	0	9	0	54*	1983	Theotis Brown	8	2	0	60	
1964	Frank Jackson	0	9	0	54	1984	6 Players Tied	-	-	-	24	
1965	Curtis McClinton	6	2	0	54	1985	Stephone Paige	0	10	0	60	
1966	Bert Coan	7	2	0	54	1986	Carlos Carson	0	0	11	0	66
1967	Curtis McClinton	4	7	0	54	1987	Stephone Paige	0	0	7	0	42
1968	Otis Taylor	1	11	0	42	1988	Stephone Paige	0	0	7	0	42
1968	Robert Holmes	7	0	0	42	1989	Christian Okoye	12	0	0	72	
1969	Mike Garrett	6	2	0	48	1990	Christian Okoye	7	0	0	42	
1970	Wendell Hayes	5	0	0	30	1991	Christian Okoye	9	0	0	54	
1971	Ed Podolak	9	0	0	54	1992	Christian Okoye	6	0	0	36	
1972	Otis Taylor	0	6	0	36	1993*	Marcus Allen	12	3	0	90	
	Ed Podolak	4	2	0	36	1994	Marcus Allen	7	0	0	44*	
1973	Otis Taylor	0	4	0	24	1995	Marcus Allen	5	0	0	30	
1974	Woody Green	3	1	0	36		Steve Bono	5	0	1	30	
1975	Woody Green	3	1	0	36		Willie Davis	0	5	0	30	
1976	Walter White	0	0	0	42		Tamarick Vanover	0	2	3	30	
1977	Ed Podolak	5	0	0	30	1996	Marcus Allen	9	0	0	54	
	Walter White	0	5	0	30	1997	Marcus Allen	11	0	0	66	
1978	Arnold Morgado	7	1	0	42	1998	Bar Morris	8	0	0	48	
	Tony Reed	6	1	0	42	1999	Tony Gonzalez	0	11	0	66	
1979	Ted McKnight	8	0	0	48	2000	Derrick Alexander	0	10	0	60	
1980	Henry Marshall	0	6	0	36							

*Includes two-point conversion *AFL/AFC Leader

OFFENSE YEAR-BY-YEAR

Year	Total Plays	First Downs	Rush Yards	Pass Yards	Total Yards	Total Points	Year	Total Plays	First Downs	Rush Yards	Pass Yards	Total Yards	Total Points
1960	918	255	1814	2831	4645	362	1981	1057	315	2633	2640	5273	343
1961	838	234	2183	2576	4759	334	1982*	573	163	943	1555	2498	176
1962	840	259	2407	2455	4862	389	1983	1074	314	1254	4341	5595	386
1963	872	250	1697	2651	4348	347	1984	1034	295	1527	3568	5095	314
1964	871	244	1839	2871	4710	366	1985	982	258	1486	3391	4877	317
1965	833	228	1736	2554	4290	322	1986	1003	264	1468	2750	4218	358
1966	846	266	2274	2840	5114	448	1987#	899	265	1799	2619	4418	273
1967	872	251	2018	2472	4490	408	1988	1019	289	1713	3131	4844	254
1968	831	223	2227	2276	4503	371	1989	1017	304	2227	3038	5265	318
1969	899	258	2220	2387	4607	359	1990	975	280	1948	3267	5715	369
1970	770	183	1858	1719	3577	272	1991	1021	322	2217	3104	5321	322
1971	836	240	1843	2347	4190	302	1992	907	246	1532	2792	4324	348
1972	894	245	1915	2041	3956	287	1993	970	300	1655	3180	4835	328
1973	863	208	1793	1743	3536	231	1994	1098	322	1732	3960	5692	319
1974	901	224	1720	2108	3828	233	1995	1059	295	2222	3020	5242	358
1975	933	261	1847	2360	4207	282	1996	1045	312	2009	2890	4899	297
1976	958	275	1873	2929	4804	290	1997	1054	315	2171	2893	5064	375
1977	878	228	1843	2093	3936	225	1998	1012	289	1548	3260	4808	327
1978	1054	287	2986	1834	4820	243	1999	1049	282	2082	3239	5321	390
1979	972	241	2316	1660	3976	238	2000	999	321	1465	4149	5614	355
1980	1009	270	1873	2448	4321	319							

DEFENSE YEAR-BY-YEAR

Year	Total Plays	First Downs	Rush Yards	Pass Yards	Total Yards	Total Points	Year	Total Plays	First Downs	Rush Yards	Pass Yards	Total Yards	Total Points
1960	924	253	980	3002	3982	253	1984	1159	335	1982	3645	5625	324
1961	844	248	1525	3077	4602	343	1985	1126	336	2169	3489	5658	360
1962	848	239	1250	2701	3951	233	1986	1098	310	1739	3195	4934	326
1963	856	228	1558	2629	4187	253	1987#	1045	344	2333	3306	5639	388
1964	856	204	1315	2620	3935	306	1988	1042	318	2592	2434	5026	320
1965	847	200	1366	2457	3749	285	1989	952	253	1766	2527	4293	253
1966	873	222	1356	2614	3970	276	1990	945	268	1640	3241	4881	257
1967	843	221	1408	2536	3944	254	1991	927	275	1770	3228	4996	252
1968	900	215	1266	2823	4089	170	1992	949	256	1767	2537	4324	282
1969	808	181	1091	2072	3163	177	1993	1013	300	1620	3151	4771	291
1970	851	226	1657	2010	3667	244	1994	989	289	1734	3266	5000	298
1971	813	223	1337	2506	3770	208	1995	1047	289	1327	3222	4549	241
1972	853	227	1805	2222	4027	254	1996	1008	296	1666	3538	5204	300
1973	856	209	1956	1619	3575	192	1997	974	278	1621	3259	4860	232
1974	936	267	1801	2663	4464	293	1998	1010	321	1869	2985	4854	363
1975	915	289	2712	2512	5224	341	1999	1033	281	1557	3482	5039	322
1976	899	309	2861	2496	5359	376	2000	1041	330	1809	3417	5280	354
1977	982	304	2971	2022	4993	349							
1978	995	284	2389	2582	4971	327							
1979	1088	297	1847	3124	4971	262							
1980	1096	328	2206	3109	5315	336							
1981	1102	316	1747	3626	5373	290							
1982*	556	170	1066	1667	2733	184							
1983	1089	319	2275	3111	5386	367							

Bold Face Denotes Club Record

Yardages Net

*Nine Games

#15 Games

TURNOVERS YEAR-BY-YEAR

YEAR	TAKEAWAYS			GIVEAWAYS			RATIO
	INTs	FUMBLES	TOTAL	INTs	FUMBLES	TOTAL	
1960	27	16	43	19	18	37	+6
1961	20	18	38	18	18	37	+2
1962	32	17	49	17	14	31	+18
1963	26	19	45	22	16	38	+7
1964	28	19	47	21	19	40	+7
1965	20	13	33	20	21	41	-8
1966	33	8	41	15	16	31	+10
1967	31	11	42	19	8	27	+15
1968	37	12	49	11	16	27	+22
1969	32	15	47	20	19	39	+8
1970	31	12	43	16	15	31	+12
1971	27	7	34	13	13	26	+8
1972	24	19	43	20	12	32	+11
1973	21	18	39	13	18	31	+8
1974	28	16	44	25	13	38	+6
1975	20	22	42	15	18	33	+9
1976	23	20	43	17	16	33	+10
1977	21	23	44	26	21	47	-3
1978	21	14	35	16	18	34	+1
1979	23	14	37	18	18	36	+1
1980	28	15	43	14	16	30	+13
1981	26	21	47	22	24	46	+1
1982*	12	10	22	8	4	12	+10
1983	30	21	51	19	19	38	+13
1984	30	11	41	22	15	37	+5
1985	27	14	41	23	11	34	+7
1986	31	18	49	18	17	35	+14
1987#	11	17	28	17	24	41	-13
1988	18	13	31	21	12	33	-2
1989	15	18	33	23	18	41	-11
1990	20	25†	45†	5†	14	19	+26†
1991	15	18	33	14	8†	22	+11
1992	24	15	39	12	9	21	+18†
1993	21	17	38	10	18	28	+10
1994	12	26†	38	14	12	26	+12
1995	16	17	33	10	11	21	+12†
1996	17	10	27	14	10	24	+3
1997	21	13	34	10	10	20	+14
1998	13	20	33	18	14	32	+1
1999	25	20	45	15	9	24	+21†
2000	15	14	29	15	11	26	+3

Bold Denotes Club Record †Denotes NFL Season Leader *Nine Games #15 Games

NOTE: Chiefs six straight years (90-95) with a +10 turnover ratio is an NFL record.



CHIEFS ON MONDAY NIGHT FOOTBALL

MONDAY NIGHT
RECORD: 17-13 (.567)

9/28/70	@ Baltimore	W	44-24	9/28/92	L.A. RAIDERS	W	27-7
10/18/71	PITTSBURGH	W	38-16	9/20/93	DENVER	W	15-7
12/6/71	@ San Francisco	W	26-17	11/8/93	GREEN BAY	W	23-16
9/25/72	@ New Orleans	W	20-17	10/17/94	@ Denver	W	31-28
10/29/73	@ Buffalo	L	14-23	12/12/94	@ Miami	L	28-45
11/12/73	CHICAGO	W	19-7	10/9/95	SAN DIEGO	W	29-23 (OT)
11/18/74	@ Denver	W	42-34	12/11/95	@ Miami	L	6-13
11/10/75	@ Dallas	W	34-31	10/7/96	PITTSBURGH	L	7-17
9/20/76	OAKLAND	L	21-24	12/9/96	@ Oakland	L	7-26
10/3/77	OAKLAND	L	28-37	9/8/97	@ Oakland	W	28-27
9/12/83	SAN DIEGO	L	14-17	11/3/97	PITTSBURGH	W	13-10
9/17/90	@ Denver	L	23-24	10/26/98	PITTSBURGH	L	13-20
9/16/91	@ Houston	L	7-17	11/16/98	DENVER	L	7-30
10/7/91	BUFFALO	W	33-6	10/2/00	SEATTLE	W	24-17
10/28/91	L.A. RAIDERS	W	24-21	12/4/00	@ New England	L	24-30

CAREER LEADERS

RUSHING

(Includes all players with 1,500 rushing yards)

Player	No.	Yds.	Avg.	TD
1. Christian Okoye (1987-92)	1246	4857	3.9	40
2. Ed Podolak (1969-77)	1158	4451	3.8	34
3. Abner Haynes (1960-64)	792	3837	4.8	39
4. Marcus Allen (1993-97)	932	3698	4.0	44
5. Mike Garrett (1966-70)	736	3246	4.4	23
6. Curtis McClinton (1962-69)	762	3124	4.1	18
7. Herman Heard (1984-89)	651	2694	4.1	13
8. Wendell Hayes (1968-74)	668	2560	3.8	18
9. Greg Hill (1994-97)	588	2436	4.1	6
10. Ted McKnight (1977-81)	528	2344	4.4	22
11. Barry Word (1990-92)	527	2306	4.4	12
12. Kimble Anders (1991-00)	490	2261	4.6	9
13. Tony Reed (1977-80)	513	2184	4.3	8
14. Donnell Bennett (1994-00)	519	1902	3.7	17
15. Robert Holmes (1968-71)	390	1689	4.3	12
16. Joe Delaney (1981-82)	321	1501	4.6	3

RECEPTIONS

(Includes all players with 150 receptions)

Player	No.	Yds.	Avg.	TD
1. Henry Marshall (1976-87)	416	6545	15.7	33
2. Otis Taylor (1965-75)	410	7306	17.8	57
3. Chris Burford (1960-67)	391	5525	14.1	55
4. Stephone Paige (1983-91)	377	6341	16.8	49
5. Kimble Anders (1991-99)	369	2829	7.7	9
6. Carlos Carson (1980-89)	351	6360	18.1	33
7. Ed Podolak (1969-77)	288	2456	8.5	6
8. Tony Gonzalez (1997-00)	261	3041	11.7	24
9. Fred Arbanas (1962-70)	198	3101	15.7	34
10. Abner Haynes (1960-65)	197	2709	13.8	17
11. Derrick Alexander (1998-00)	186	3215	17.3	16
Todd McNair (1989-93, '96)	186	1856	10.0	6
13. J. J. Birden (1990-94)	183	2819	15.4	7
14. Willie Davis (1991-95)	172	3014	17.5	20
15. J. T. Smith (1978-84)	167	2273	13.6	8
16. Walter White (1975-79)	163	2396	14.7	16
Frank Jackson (1961-65)	163	2516	15.4	21
18. Curtis McClinton (1960-69)	154	1945	12.6	14

RECEIVING YARDS

(Includes all players with 2,500 receiving yards)

Player	Yds.	No.	Avg.	TD
1. Otis Taylor (1965-75)	6410	730	17.8	57
2. Henry Marshall (1976-87)	6545	416	15.7	33
3. Carlos Carson (1980-89)	6360	351	18.1	33
4. Stephone Paige (1983-91)	6341	377	16.8	49
5. Chris Burford (1960-67)	5525	391	14.1	55
6. Derrick Alexander (1998-00)	3215	186	17.3	16
7. Fred Arbanas (1962-70)	3101	198	15.7	34
8. Tony Gonzalez (1997-00)	3041	261	11.7	24
9. Willie Davis (1991-95)	3014	172	17.5	20
10. Kimble Anders (1991-99)	2829	369	7.7	9
11. J.J. Birden (1990-94)	2819	183	15.4	7
12. Abner Haynes (1960-65)	2709	197	13.8	17
13. Frank Jackson (1961-65)	2516	163	15.4	21

PASSING

(Includes all players with 4,500 passing yards)

Player	Att.	Comp.	Yds.	Pct.	TD	INT
1. Len Dawson (1962-75)	3696	2115	28507	.572	237	178
2. Bill Kenney (1979-88)	2430	1330	17277	.547	105	86
3. Steve DeBerg (1989-91)	1616	934	11873	.578	67	50
4. Mike Livingston (1968-79)	1751	912	11295	.521	56	83
5. Elvis Grbac (1997-00)	1548	897	10643	.579	66	47
6. Steve Bono (1994-96)	1075	594	6489	.553	37	27
7. Joe Montana (1993-94)	737	480	5427	.651	29	16
8. Steve Fuller (1979-82)	817	465	5333	.569	22	32
9. Cotton Davidson (1960-61)	709	330	4919	.465	32	39
10. Todd Blackledge (1983-87)	742	364	4510	.491	26	32

SCORING

(Includes all players with 200 total points)

Player	TD	FG	PAT	TP
1. Nick Lowery (1980-93)	0	329	479	1466
2. Jan Stenerud (1967-79)	0	279	394	1231
3. Pete Stoyanovich (1996-00)	0	93	163	442
4. Otis Taylor (1965-75)	60	0	0	360
5. Abner Haynes (1960-64)	58	0	0	348
6. Chris Burford (1960-67)	55	0	0	332
7. Stephone Paige (1983-91)	49	0	0	294
8. Tommy Brooker (1962-66)	3	41	149	290
9. Marcus Allen (1993-97)	47	0	0	282
10. Ed Podolak (1969-77)	40	0	0	240
Christian Okoye (1987-92)	40	0	0	240
11. Lin Elliott (1994-95)	0	49	64	211
12. Henry Marshall (1976-86)	35	0	0	210
13. Fred Arbanas (1962-70)	34	0	0	204

**Includes two-point conversion*

INTERCEPTIONS

(Includes all players with 20 interceptions)

Player	No.	Yds.	Avg.	TD
1. Emmitt Thomas (1966-78)	58	938	16.2	5
2. Johnny Robinson (1960-71)	57	741	13.0	1
3. Deron Cherry (1981-91)	50	688	13.8	1
4. Gary Barbaro (1976-82)	39	771	19.8	3
5. Albert Lewis (1983-93)	38	329	8.7	0
6. Bobby Hunt (1962-67)	37	674	18.2	2
7. Kevin Ross (1984-93, 97)	30	561	18.7	2
8. Willie Lanier (1967-77)	27	440	16.3	2
9. Bobby Bell (1963-74)	26	479	18.4	6
10. Gary Green (1977-83)	24	330	13.8	1
11. Jim Kearney (1967-75)	23	462	20.0	5
12. Lloyd Burrus (1981-91)	22	509	23.1	4
13. James Hasty (1995-00)	21	304	14.5	1
Dale Carter (1992-98)	21	183	18.7	1
15. Mike Sensibaugh (1971-75)	20	331	16.6	0
Duane Wood (1960-64)	20	247	13.4	1

PUNTING

(Based on Avg.; minimum 200 punts)

Player	No.	Yds.	Avg.
1. Jerrel Wilson (1963-77)	1014	44185	43.6
2. Louie Aguiar (1994-98)	421	17930	42.6
3. Jim Arnold (1983-85)	284	11934	42.0
4. Bryan Barker (1990-93)	272	11267	41.4
5. Bob Grupp (1979-81)	214	8756	40.9

PUNT RETURNING

(Based on Avg.; minimum 50 returns)

Player	No.	Yds.	Avg.	TD
1. Noland Smith (1967-69)	53	589	11.1	1
2. Abner Haynes (1960-64)	54	587	10.9	0
3. Tamarick Vanover (1995-99)	181	1930	10.7	4
4. J.T. Smith (1979-84)	220	2322	10.6	4
5. Willie Mitchell (1964-71)	56	564	10.1	1

KICKOFF RETURNING

(Based on Avg.; minimum 50 returns)

Player	No.	Yds.	Avg.	TD
1. Noland Smith (1967-69)	68	1822	26.8	0
2. Dave Grayson (1961-64)	84	2231	26.6	1
3. Abner Haynes (1960-64)	52	1309	25.2	1
4. Tamarick Vanover (1995-99)	212	5099	24.1	4
5. Carlos Carson (1980-89)	57	1246	21.9	0

LONGEST PLAYS

RUSHING

Player (Opponent, Date)	Yards
1. Ted McKnight (at Seattle, 9/30/79)	84 (TD)
2. Joe Delaney (vs. Denver, 10/18/81)	82 (TD)
Derrick Alexander (vs. San Diego, 10/31/99)	82 (TD)
4. Abner Hayes (at N.Y. Jets, 11/29/64)	80 (TD)
Warren McVea (vs. Cincinnati, 10/26/69)	80 (TD)
6. Mike Garrett (vs. Houston, 10/30/66)	77 (TD)
7. Robert Holmes (at Miami, 9/28/68)	76 (TD)
Steve Bono (at Arizona, 10/1/95)	76 (TD)
9. Jack Spikes (vs. San Diego, 9/10/61)	74 (TD)
10. Abner Haynes (vs. Buffalo, 9/30/62)	71 (TD)
Ted McKnight (Baltimore, 9/2/79)	70 (TD)

PASS PLAYS

Player (Opponent, Date)	Yards
1. *Mike Livingston - Otis Taylor (vs. Miami, 10/19/69)	93 (TD)
2. Len Dawson - Tommy Brooker (at Denver, 11/18/62)	92 (TD)
3. Len Dawson - Gloster Richardson (at Oakland, 11/3/68)	90 (TD)
Len Dawson - Frank Pitts (vs. Houston, 11/28/68)	90 (TD)
Steve DeBerg - J.J. Birden (vs. San Diego, 11/18/90)	90 (TD)
6. Len Dawson - Otis Taylor (vs. Miami, 11/13/66)	89 (TD)
7. Steve DeBerg - Stephone Paige (at New England, 12/2/90)	86 (TD)
8. Elvis Grbac - Derrick Alexander (at Chicago, 9/12/99)	86 (TD)
9. Len Dawson-Larry Brunson (vs. San Diego, 11/10/74)	84 (TD)
10. Bill Kenney-Stephone Paige (vs. San Diego, 12/22/85)	84 (TD)

*Taylor accounted for 79 yards; then lateralled to Robert Holmes for 14 yards.

INTERCEPTION RETURNS

Player (Opponent, Date)	Yards
1. Gary Barbaro (vs. Seattle, 12/11/77)	102 (TD)
2. Tim Collier (at Oakland, 12/18/77)	100 (TD)
3. Dave Grayson (vs. N.Y. Titans, 12/17/61)	99 (TD)
Kevin Ross (at San Diego, 9/6/92)	99 (TD)
5. Mark McMillian (at San Diego, 12/14/97)	87 (TD)
6. Lloyd Burruss (L.A. Raiders, 10/28/91)	83
7. David Webster (vs. Oakland, 10/9/60)	80 (TD)
8. Mark Collins (at L.A. Raiders, 12/24/94)	78 (TD)
9. Fred Williamson (at N.Y. Jets, 12/10/67)	77 (TD)
10. Willie Lanier (at San Diego, 12/8/68)	75 (TD)

FUMBLE RETURNS

(Includes TD Returns Only)

Player (Opponent, Date)	Yards
1. Chris Martin (vs. Miami, 10/31/91)	101 (TD)
2. Gary Spani (at Oakland, 10/25/81)	91 (TD)
3. Derrick Thomas (at Seattle, 12/5/93)	86 (TD)
4. James Hasty (vs. Oakland, 9/8/96)	80 (TD)
5. Donnie Edwards (at Chicago, 9/12/99)	79 (TD)
6. Thomas Howard (at Pittsburgh, 9/6/81)	65 (TD)
7. Jerry Mays (vs. N.Y. Jets, 12/22/63)	58 (TD)
8. Whitney Paul (vs. Denver, 10/18/81)	47 (TD)
9. Johnny Robinson (at Baltimore, 9/28/70)	46 (TD)
10. Derrick Thomas (at Oakland, 12/26/98)	44 (TD)
Eric Hicks (vs. Minnesota, 12/12/99)	44 (TD)

PUNT RETURNS

Player (Opponent, Date)	Yards
1. J.T. Smith (vs. Oakland, 9/23/79)	88 (TD)
Dale Carter (at Seattle, 11/22/92)	86 (TD)
Tamarick Vanover (vs. San Diego, 10/9/95)	86 (TD)
4. #Jitter Fields (vs. Denver, 10/18/87)	85 (TD)
5. Tamarick Vanover (vs. Oakland, 1/2/00)	84 (TD)
6. Tamarick Vanover (vs. Buffalo, 9/14/97)	82 (TD)
7. Noland Smith (vs. N.Y. Jets, 9/15/68)	80 (TD)
Tamarick Vanover (at Denver, 12/5/99)	80 (TD)
9. Mike Garrett (at Buffalo, 9/11/66)	79 (TD)
10. Goldie Sellers (vs. Boston, 11/17/68)	76 (TD)
# replacement game (1987 NFLPA Strike)	

KICKOFF RETURNS

Player (Opponent, Date)	Yards
1. Noland Smith (at Denver, 12/17/67)	106 (TD)
2. Dave Grayson (at Denver, 9/7/63)	99 (TD)
Tamarick Vanover (at Seattle, 9/3/95)	99 (TD)
4. Boyce Green (at Pittsburgh, 12/21/86)	97 (TD)
Tamarick Vanover (at Denver, 10/27/96)	97 (TD)
6. Paul Palmer (vs. San Diego, 9/13/87)	95 (TD)
7. Tamarick Vanover (vs. New Orleans, 12/21/97)	94 (TD)
8. Paul Palmer (vs. Seattle, 12/27/87)	92 (TD)
9. Jon Vaughn (at Miami, 12/12/94)	91 (TD)
10. Tamarick Vanover (vs. Seattle, 12/24/95)	89 (TD)

PUNTS

Player (Opponent, Date)	Yards
1. Bob Grupp (vs. San Diego, 11/4/79)	74
2. Jerrel Wilson (at San Diego, 9/29/63)	72
3. Jerrel Wilson (at Denver, 10/11/64)	70
Jerrel Wilson (vs. Buffalo, 10/18/64)	70
Jerrel Wilson (vs. Houston, 11/28/68)	70
6. Jerrel Wilson (at Oakland, 9/27/64)	69
Jerrel Wilson (vs. Buffalo, 10/2/66)	69
Jerrel Wilson (at Denver, 10/17/72)	69
9. Jerrel Wilson (five times)	68
Todd Sauerbrun (vs. San Diego, 9/17/00)	68

FIELD GOALS

(Includes All FGs of 50+ Yards)

Player (Opponent, Date)	Yards	Player (Opponent, Date)	Yards
Nick Lowery (at Washington, 9/18/83)	58	Nick Lowery (at New Orleans, 9/8/85)	52
Nick Lowery (vs. L.A. Raiders, 9/12/85)	58	Nick Lowery (at Detroit, 11/26/87)	52
Nick Lowery (vs. Seattle, 9/14/80)	57	Nick Lowery (at Houston, 9/20/92)	52
Jan Stenerud (at Denver, 10/4/70)	55	Eddie Murray (vs. Pittsburgh, 10/25/92)	52
Jan Stenerud (at Houston, 9/9/67)	54	Nick Lowery (vs. Denver, 9/20/93)	52
Jan Stenerud (at Denver, 10/5/69)	54	Pete Stoyanovich (at St. Louis, 10/26/97)	52
Jan Stenerud (at San Francisco, 12/6/71)	54	Ben Agajanian (vs. Buffalo, 11/12/61)	51
Nick Lowery (vs. L.A. Raiders, 11/6/83)	54	Jan Stenerud (at Dallas, 11/10/75)	51
Nick Lowery (at Detroit, 11/26/87)	54	Nick Lowery (at Houston, 10/9/88)	51
Pete Stoyanovich (vs. Denver, 11/16/97)	54	Nick Lowery (at N.Y. Giants, 12/11/88)	51
Pete Stoyanovich (at Seattle, 11/8/98)	53	Pete Stoyanovich (vs. Detroit, 9/26/99)	51
Jan Stenerud (at Miami, 9/28/68)	52	Mike Mercer (vs. San Diego, 11/15/64)	50
Jan Stenerud (vs. Cincinnati, 10/13/68)	52	Jan Stenerud (vs. Oakland, 11/23/67)	50
Jan Stenerud (vs. Buffalo, 12/7/69)	52	Jan Stenerud (at San Diego, 10/29/72)	50
Jan Stenerud (at Washington, 10/10/76)	52	Jan Stenerud (vs. Oakland, 12/8/74)	50
Nick Lowery (vs. Detroit, 10/26/80)	52	Nick Lowery (vs. Seattle, 9/14/80)	50
Nick Lowery (vs. Oakland, 10/11/81)	52	Nick Lowery (at Pittsburgh, 12/14/80)	50
Nick Lowery (at Cincinnati, 9/9/84)	52	Nick Lowery (vs. Denver, 9/18/88)	50
Nick Lowery (at N.Y. Giants, 11/25/84)	52	Nick Lowery (at Pittsburgh, 10/29/89)	50
Nick Lowery (at New Orleans, 9/8/85)	52	Pete Stoyanovich (at San Diego, 11/22/98)	50

BIG YARDAGE DAYS

RUSHING

(Includes all players with 150 rushing yards)

Player (Opponent, Date)

1. Barry Word (vs. Detroit, 10/14/90)	200
2. Joe Delaney (vs. Houston, 11/15/81)	193
3. Mike Garrett (vs. N.Y. Jets, 11/5/67)	192
4. Christian Okoye (vs. Dallas, 10/22/89)	170
5. Mike Garrett (at Denver, 12/17/67)	169
6. Abner Hayes (vs. Buffalo, 9/30/62)	164
7. Mike Garrett (at San Diego, 12/18/66)	161
8. Abner Hayes (vs. Oakland 11/26/61)	158
Robert Holmes (at Cincinnati, 11/10/68)	158
10. Abner Hayes (at N.Y. Titans, 11/24/60)	157
11. Abner Hayes (at Houston, 11/22/64)	156
Christian Okoye (at Seattle, 11/1/89)	156
Tony Richardson (vs. Denver, 12/17/00)	156

PASSING

(Includes all players with 350 passing yards)

Player (Opponent, Date)

1. Elvis Grbac (at Oakland 11/5/00)	504
2. Len Dawson (vs. Denver, 11/1/64)	435
3. Bill Kenney (at San Diego, 12/11/83)	411
4. Bill Kenney (at New Orleans, 9/8/85)	397
5. Steve DeBerg (at Denver, 9/17/90)	395
6. Joe Montana (at Denver, 10/17/94)	393
7. Mike Livingston (vs. Miami, 10/19/69)	381
8. Bill Kenney (at Denver, 10/30/83)	365
9. Len Dawson (at San Diego, 10/15/67)	364
10. Joe Montana (at Atlanta, 9/18/94)	361

RECEIVING

(Includes all players with 175 receiving yards)

Player (Opponent, Date)

1. Stephone Paige - 8 rec. (vs. San Diego, 12/22/85)	309
2. Curtis McClinton - 5 rec. (vs. Denver, 12/19/65)	213
3. Stephone Paige - 10 rec. (at Denver, 9/17/90)	206
4. Carlos Carson - 9 rec. (at San Diego, 10/25/87)	197
5. Otis Taylor - 6 rec. (vs. Pittsburgh, 10/18/71)	190
6. J.J. Birden - 8 rec. (at Raiders, 12/22/91)	188
7. Otis Taylor - 5 rec. (vs. Houston, 10/30/66)	187
8. Larry Brunson - 8 rec. (vs. San Diego, 11/10/74)	184
9. Hermy Marshall - 9 rec. (at Baltimore, 12/21/80)	176
10. Frank Jackson - 10 (at New York Jets, 11/29/64)	175

CHIEFS IN OTHER PRIMETIME CONTESTS

RECORD: 20-7 (.741)

THURSDAY: 4-0 (1.000)

9/12/85	L.A. RAIDERS	W	36-20
10/17/96	SEATTLE	W	34-16
10/16/97	SAN DIEGO	W	31-3
10/21/99	@ Baltimore	W	35-8

FRIDAY: 2-4 (.333)

9/16/60	@ Oakland	W	34-16
11/18/60	@ Boston	L	14-42
11/3/61	@ Boston	L	21-28
10/12/62	@ Boston	W	27-7
11/8/63	OAKLAND	L	7-22
10/23/64	@ Boston	L	7-24

SATURDAY: 8-1 (.889)

9/10/60	@ L.A. Chargers	L	20-21
9/8/62	BOSTON	W	42-28

9/7/63	@ Denver	W	59-7
12/14/63	BOSTON	W	35-3
9/18/65	@ N.Y. Jets	W	14-10
10/8/66	DENVER	W	37-10
9/9/67	@ Houston	W	25-20
9/28/68	@ Miami	W	48-3
10/5/68	@ Buffalo	W	18-7

SUNDAY: 6-2 (.750)

10/25/92	PITTSBURGH	L	3-27
11/22/92	@ Seattle	W	24-14
12/26/93	@ Minnesota	L	10-30
9/18/94	@ Atlanta	W	30-10
11/6/94	L.A. RAIDERS	W	13-3
11/19/95	HOUSTON	W	20-13
9/6/98	OAKLAND	W	28-8
10/4/98	SEATTLE	W	17-6

THE LAST TIME

(Regular Season Games)

PUNT RETURN FOR TOUCHDOWN

By K.C.	Tamarick Vanover	84 yds. vs. Oakland	1/2/00
By Opp.	Randy Moss - Minnesota	64 yds. at Kansas City	12/12/99

KICKOFF RETURN FOR TOUCHDOWN

By K.C.	Tamarick Vanover	94 yds. vs. Buffalo	9/14/97
By Opp.	Robert Tate - Minnesota	76 yds. at Kansas City	12/12/99

INTERCEPTION RETURN FOR TOUCHDOWN

By K.C.	Marvcus Patton	24 yds. at San Diego	11/26/00
By Opp.	Ray Crockett	26 yds. at Denver	9/17/00

FUMBLE RETURN FOR TOUCHDOWN

By K.C.	Eric Hicks	44 yds. vs. Minnesota	12/12/99
By Opp.	Jason Suttle - Denver	0 yds. at Kansas City	12/17/00

TWO-SACK GAME

By K.C.	Eric Hicks	vs. Denver	12/17/00
By Opp.	Brady Smith	at Atlanta	12/24/00

THREE-SACK GAME

By K.C.	Eric Hicks	vs. Seattle	10/2/00
By Opp.	Leslie O'Neal	at St. Louis	12/26/97

TWO-INTERCEPTION GAME

By K.C.	Donnie Edwards	vs. Pittsburgh	12/18/99
By Opp.	Jay Bellamy	at Seattle	10/29/00

SHUTOUT

By K.C.	Kansas City 34, San Diego 0	at Kansas City	10/31/99
By Opp.	L.A. Rams 16, Kansas City 0	at Kansas City	9/25/94

SAFETY

By K.C.	Derrick Thomas	vs. Oakland	9/16/98
By Opp.	Team Defense	at Oakland	12/9/96

MADE TWO-POINT CONVERSION

By K.C.	Tony Gonzalez-Elvis Grbac pass	at St. Louis	10/26/97
By Opp.	Charles Evans run	at Baltimore	10/21/99

FAILED TWO-POINT CONVERSION

By K.C.	Sylvester Morris-Elvis Grbac pass	at Atlanta	12/24/00
By Opp.	Christian Fauria-Jon Kitna pass	at Seattle	10/22/00

THREE RUSHING TOUCHDOWNS

By K.C.	Bam Morris (2, 1, 3)	at San Diego	11/22/98
By Opp.	Terrell Davis (1, 1, 1)	at Denver	12/6/98

THREE TOUCHDOWN PASSES

By K.C.	Elvis Grbac (81, 4, 19)	at New England	12/4/00
By Opp.	Trent Green (31, 22, 4) — St. Louis	at Kansas City	10/22/00

FOUR TOUCHDOWN PASSES

By K.C.	Elvis Grbac (36, 1, 9, 2, 20)	vs. San Diego	9/17/00
By Opp.	Jim Kelly (11, 23, 6, 3)	at Buffalo	10/30/94

TWO RECEIVING TOUCHDOWNS

By K.C.	Tony Gonzalez (13, 9)	vs. Buffalo	11/19/00
By Opp.	Freddie Jones (20, 7)	at San Diego	11/26/00

THREE RECEIVING TOUCHDOWNS

By K.C.	Sylvester Morris (36, 9, 20)	vs. San Diego	9/17/00
By Opp.	Marvin Harrison (3, 37, 5) — Indianapolis	at Kansas City	12/15/96

100 YARDS RUSHING

By K.C.	Tony Richardson	156 yds. on 23 carries vs. Denver	12/17/00
By Opp.	Jamal Anderson	107 yds. on 28 carries at Atlanta	12/24/00

100 YARDS RECEIVING

By K.C.	Derrick Alexander	116 yds. on 5 recs. at New England	12/4/00
	Tony Gonzalez	147 yds. on 11 recs. at New England	12/4/00
By Opp.	Mushin Muhammad - Carolina	102 yds. on 8 recs. at Kansas City	12/10/00

300 YARDS PASSING

By K.C.	Elvis Grbac	315 yds. (31 of 44) vs. Carolina	12/10/00
By Opp.	Rich Gannon - Oakland	324 yds. (25 of 47) at Kansas City	1/2/00

400 YARDS PASSING

By K.C.	Elvis Grbac	504 yds. (39 of 51) at Oakland	11/5/00
By Opp.	John Elway	400 yds. (22 of 32) at Denver	12/6/98

100-YARD RUSHER AND 300-YARD PASSER

By K.C.	Barry Word (112) and Steve DeBerg (331) at New England	12/2/90
By Opp.	Jerome Bettis (103) and Mike Tomczak (338) – Pittsburgh, at Kansas City	10/7/96

100-YARD RECEIVER AND 300-YARD PASSER

By K.C.	Derrick Alexander (116), Tony Gonzalez (147) and Elvis Grbac (350) at New England	12/4/00
By Opp.	Tim Brown (122) and Rich Gannon (324) – Oakland, at Kansas City	1/2/00

100-YARD RUSHER, 300-YARD PASSER, 100-YARD RECEIVER

By K.C.	Word (112), DeBerg (331), Paige (151) at New England	12/2/90
By Opp.	Bettis (103), Tomczak (338), Johnson (125) – Pitt., at K.C.	10/7/96

TWO 100-YARD RECEIVERS

By K.C.	Derrick Alexander (116) and Tony Gonzalez (147) at New England	12/4/00
By Opp.	Rod Smith (165) and Ed McCaffrey (103) at Denver	12/6/98

PUNT BLOCKED

By K.C.	Bracy Walker vs. St. Louis (John Baker punter)	10/22/00
By Opp.	Marquis Walker – Oakland, at Kansas City (Daniel Pope punter)	1/2/00

BLOCKED PUNT RETURNED FOR A TOUCHDOWN

By K.C.	Mike Cloud vs. St. Louis (John Baker punter)	10/22/00
By Opp.	Kenny Shedd – Oakland, at Kansas City (Daniel Pope punter)	1/2/00

FIELD GOAL BLOCKED

By K.C.	Tom Barndt vs. Pittsburgh (Kris Brown, 49 yds.)	12/18/99
By Opp.	Pat Williams - Buffalo. at Kansas City (Todd Peterson, 35 yds.)	11/19/00

BLOCKED FIELD GOAL RETURNED FOR A TOUCHDOWN

By K.C.	Kevin Ross at Cincinnati (Jim Breech, 28 yds.)	12/6/87
By Opp.	Has Never Happened	

50 POINTS

By K.C.	Kansas City 54, St. Louis 34	at Kansas City	10/22/00
By Opp.	Seattle 51, Kansas City 48 (OT)	at Seattle	11/27/83

40 POINTS

By K.C.	Kansas City 54, St. Louis 34	at Kansas City	10/22/00
By Opp.	Oakland 49, Kansas City 31	at Oakland	11/5/00

OVERTIME WIN: (CHIEFS 8-9-2 IN OT)

By K.C.	Kansas City 20, Seattle 17	at Kansas City	9/28/97
By Opp.	Tennessee 17, Kansas City 14	at Tennessee	9/10/00
Tie	Kansas City 10, Cleveland 10	at Cleveland	11/19/89

2001 NFL SCHEDULE

(All Times Central)

WEEK 1

SUNDAY, SEPTEMBER 9

(OPEN DATE: ARIZONA)

CAROLINA AT MINNESOTA	12:00
CHICAGO AT BALTIMORE	12:00
DETROIT AT GREEN BAY	12:00
INDIANAPOLIS AT N.Y. JETS	12:00
NEW ENGLAND AT CINCINNATI	12:00
NEW ORLEANS AT BUFFALO	12:00
OAKLAND AT KANSAS CITY	12:00
PITTSBURGH AT JACKSONVILLE	12:00
SEATTLE AT CLEVELAND	12:00
TAMPA BAY AT DALLAS	12:00
ATLANTA AT SAN FRANCISCO	3:15
ST. LOUIS AT PHILADELPHIA	3:15
WASHINGTON AT SAN DIEGO	3:15
MIAMI AT TENNESSEE	7:30

MONDAY, SEPTEMBER 10

N.Y. GIANTS AT DENVER	8:00
-----------------------	------

WEEK 2

SUNDAY, SEPTEMBER 16

(OPEN DATE: SAN DIEGO)

ARIZONA AT WASHINGTON	12:00
BUFFALO AT MIAMI	12:00
CINCINNATI AT TENNESSEE	12:00
DALLAS AT DETROIT	12:00
DENVER AT INDIANAPOLIS	12:00
GREEN BAY AT N.Y. GIANTS	12:00
NEW ENGLAND AT CAROLINA	12:00
PHILADELPHIA AT TAMPA BAY	12:00
SAN FRANCISCO AT NEW ORLEANS	12:00
ATLANTA AT ST. LOUIS	3:05
JACKSONVILLE AT CHICAGO	3:15
KANSAS CITY AT SEATTLE	3:15
N.Y. JETS AT OAKLAND	3:15
CLEVELAND AT PITTSBURGH	7:30

MONDAY, SEPTEMBER 17

MINNESOTA AT BALTIMORE	8:00
------------------------	------

WEEK 3

SUNDAY, SEPTEMBER 23

(OPEN DATES: NEW ORLEANS, PITTSBURGH, TAMPA BAY)

BALTIMORE AT CINCINNATI	12:00
BUFFALO AT INDIANAPOLIS	12:00
CAROLINA AT ATLANTA	12:00
DETROIT AT CLEVELAND	12:00
MINNESOTA AT CHICAGO	12:00
N.Y. GIANTS AT KANSAS CITY	12:00
OAKLAND AT MIAMI	12:00
SAN DIEGO AT DALLAS	12:00
TENNESSEE AT JACKSONVILLE	12:00
N.Y. JETS AT NEW ENGLAND	3:05
PHILADELPHIA AT SEATTLE	3:15
ST. LOUIS AT SAN FRANCISCO	3:15
DENVER AT ARIZONA	7:30

MONDAY, SEPTEMBER 24

WASHINGTON AT GREEN BAY	8:00
-------------------------	------

WEEK 4

SUNDAY, SEPTEMBER 30

(OPEN DATES: CHICAGO, DETROIT, TENNESSEE)

GREEN BAY AT CAROLINA	12:00
INDIANAPOLIS AT NEW ENGLAND	12:00
KANSAS CITY AT WASHINGTON	12:00
MIAMI AT ST. LOUIS	12:00
NEW ORLEANS AT N.Y. GIANTS	12:00
PITTSBURGH AT BUFFALO	12:00
TAMPA BAY AT MINNESOTA	12:00
ATLANTA AT ARIZONA	3:05
BALTIMORE AT DENVER	3:15
CINCINNATI AT SAN DIEGO	3:15
CLEVELAND AT JACKSONVILLE	3:15
SEATTLE AT OAKLAND	3:15
DALLAS AT PHILADELPHIA	7:30

MONDAY, OCTOBER 1

SAN FRANCISCO AT N.Y. JETS	8:00
----------------------------	------

WEEK 5

SUNDAY, OCTOBER 7

(OPEN DATES: DALLAS, INDIANAPOLIS, OAKLAND)

ARIZONA AT PHILADELPHIA	12:00
CHICAGO AT ATLANTA	12:00
CINCINNATI AT PITTSBURGH	12:00
MINNESOTA AT NEW ORLEANS	12:00
NEW ENGLAND AT MIAMI	12:00
SAN DIEGO AT CLEVELAND	12:00
TENNESSEE AT BALTIMORE	12:00
WASHINGTON AT N.Y. GIANTS	12:00
JACKSONVILLE AT SEATTLE	3:05
KANSAS CITY AT DENVER	3:05
N.Y. JETS AT BUFFALO	3:05
GREEN BAY AT TAMPA BAY	3:15
CAROLINA AT SAN FRANCISCO	7:30

MONDAY, OCTOBER 8

ST. LOUIS AT DETROIT	8:00
----------------------	------

WEEK 6

SUNDAY, OCTOBER 14

(OPEN DATES: BUFFALO, JACKSONVILLE, PHILADELPHIA)

ARIZONA AT CHICAGO	12:00
BALTIMORE AT GREEN BAY	12:00
CLEVELAND AT CINCINNATI	12:00
DETROIT AT MINNESOTA	12:00
NEW ORLEANS AT CAROLINA	12:00
N.Y. GIANTS AT ST. LOUIS	12:00
PITTSBURGH AT KANSAS CITY	12:00
SAN DIEGO AT NEW ENGLAND	12:00
SAN FRANCISCO AT ATLANTA	12:00
TAMPA BAY AT TENNESSEE	12:00
DENVER AT SEATTLE	3:15
MIAMI AT N.Y. JETS	3:15
OAKLAND AT INDIANAPOLIS	7:30

MONDAY, OCTOBER 15

WASHINGTON AT DALLAS	8:00
----------------------	------

WEEK 7**THURSDAY, OCTOBER 18**

BUFFALO AT JACKSONVILLE 7:30

SUNDAY, OCTOBER 21*(OPEN DATES: MIAMI, SAN FRANCISCO, SEATTLE)*

ATLANTA AT NEW ORLEANS 12:00

BALTIMORE AT CLEVELAND 12:00

CAROLINA AT WASHINGTON 12:00

CHICAGO AT CINCINNATI 12:00

NEW ENGLAND AT INDIANAPOLIS 12:00

PITTSBURGH AT TAMPA BAY 12:00

ST. LOUIS AT N.Y. JETS 12:00

TENNESSEE AT DETROIT 12:00

DENVER AT SAN DIEGO 3:05

KANSAS CITY AT ARIZONA 3:05

DALLAS AT OAKLAND 3:15

GREEN BAY AT MINNESOTA 3:15

MONDAY, OCTOBER 22

PHILADELPHIA AT N.Y. GIANTS 8:00

WEEK 8**SUNDAY, OCTOBER 28***(OPEN DATES: ATLANTA, CLEVELAND, GREEN BAY)*

CINCINNATI AT DETROIT 12:00

INDIANAPOLIS AT KANSAS CITY 12:00

JACKSONVILLE AT BALTIMORE 12:00

MINNESOTA AT TAMPA BAY 12:00

NEW ORLEANS AT ST. LOUIS 12:00

N.Y. JETS AT CAROLINA 12:00

SAN FRANCISCO AT CHICAGO 12:00

ARIZONA AT DALLAS 3:05

BUFFALO AT SAN DIEGO 3:15

MIAMI AT SEATTLE 3:15

NEW ENGLAND AT DENVER 3:15

OAKLAND AT PHILADELPHIA 3:15

N.Y. GIANTS AT WASHINGTON 7:30

MONDAY, OCTOBER 29

TENNESSEE AT PITTSBURGH 8:00

WEEK 9**SUNDAY, NOVEMBER 4***(OPEN DATES: CINCINNATI, MINNESOTA, ST. LOUIS)*

BALTIMORE AT PITTSBURGH 12:00

CAROLINA AT MIAMI 12:00

CLEVELAND AT CHICAGO 12:00

DALLAS AT N.Y. GIANTS 12:00

JACKSONVILLE AT TENNESSEE 12:00

NEW ENGLAND AT ATLANTA 12:00

TAMPA BAY AT GREEN BAY 12:00

DETROIT AT SAN FRANCISCO 3:05

PHILADELPHIA AT ARIZONA 3:05

INDIANAPOLIS AT BUFFALO 3:15

KANSAS CITY AT SAN DIEGO 3:15

SEATTLE AT WASHINGTON 3:15

N.Y. JETS AT NEW ORLEANS 7:30

MONDAY, NOVEMBER 5

DENVER AT OAKLAND 8:00

WEEK 10**SUNDAY, NOVEMBER 11***(OPEN DATE: WASHINGTON)*

BUFFALO AT NEW ENGLAND 12:00

CAROLINA AT ST. LOUIS 12:00

CINCINNATI AT JACKSONVILLE 12:00

DALLAS AT ATLANTA 12:00

GREEN BAY AT CHICAGO 12:00

KANSAS CITY AT N.Y. JETS 12:00

MIAMI AT INDIANAPOLIS 12:00

PITTSBURGH AT CLEVELAND 12:00

TAMPA BAY AT DETROIT 12:00

SAN DIEGO AT DENVER 3:05

MINNESOTA AT PHILADELPHIA 3:15

NEW ORLEANS AT SAN FRANCISCO 3:15

N.Y. GIANTS AT ARIZONA 3:15

OAKLAND AT SEATTLE 7:30

MONDAY, NOVEMBER 12

BALTIMORE AT TENNESSEE 8:00

WEEK 11**SUNDAY, NOVEMBER 18***(OPEN DATE: KANSAS CITY)*

ATLANTA AT GREEN BAY 12:00

CHICAGO AT TAMPA BAY 12:00

CLEVELAND AT BALTIMORE 12:00

INDIANAPOLIS AT NEW ORLEANS 12:00

N.Y. JETS AT MIAMI 12:00

PHILADELPHIA AT DALLAS 12:00

SAN FRANCISCO AT CAROLINA 12:00

SEATTLE AT BUFFALO 12:00

TENNESSEE AT CINCINNATI 12:00

JACKSONVILLE AT PITTSBURGH 3:05

SAN DIEGO AT OAKLAND 3:05

DETROIT AT ARIZONA 3:15

WASHINGTON AT DENVER 3:15

ST. LOUIS AT NEW ENGLAND 7:30

MONDAY, NOVEMBER 19

N.Y. GIANTS AT MINNESOTA 8:00

WEEK 12**THURSDAY, NOVEMBER 22**

GREEN BAY AT DETROIT 11:30

DENVER AT DALLAS 3:05

SUNDAY, NOVEMBER 25*(OPEN DATE: N.Y. JETS)*

ATLANTA AT CAROLINA 12:00

BALTIMORE AT JACKSONVILLE 12:00

CINCINNATI AT CLEVELAND 12:00

MIAMI AT BUFFALO 12:00

PITTSBURGH AT TENNESSEE 12:00

SAN FRANCISCO AT INDIANAPOLIS 12:00

SEATTLE AT KANSAS CITY 12:00

WASHINGTON AT PHILADELPHIA 12:00

ARIZONA AT SAN DIEGO 3:05

NEW ORLEANS AT NEW ENGLAND 3:05

OAKLAND AT N.Y. GIANTS 3:15

CHICAGO AT MINNESOTA 7:30

MONDAY, NOVEMBER 26

TAMPA BAY AT ST. LOUIS 8:00

WEEK 13**THURSDAY, NOVEMBER 29****PHILADELPHIA AT KANSAS CITY 7:30****SUNDAY, DECEMBER 2***(OPEN DATE: N.Y. GIANTS)*

CAROLINA AT NEW ORLEANS 12:00

DENVER AT MIAMI 12:00

DETROIT AT CHICAGO 12:00

INDIANAPOLIS AT BALTIMORE 12:00

MINNESOTA AT PITTSBURGH	12:00
NEW ENGLAND AT N.Y. JETS	12:00
ST. LOUIS AT ATLANTA	12:00
TAMPA BAY AT CINCINNATI	12:00
TENNESSEE AT CLEVELAND	12:00
SAN DIEGO AT SEATTLE	3:05
ARIZONA AT OAKLAND	3:15
DALLAS AT WASHINGTON	3:15
BUFFALO AT SAN FRANCISCO	7:30

MONDAY, DECEMBER 3	
GREEN BAY AT JACKSONVILLE	8:00

WEEK 14

SUNDAY, DECEMBER 9

(OPEN DATE: BALTIMORE)	
CAROLINA AT BUFFALO	12:00
CHICAGO AT GREEN BAY	12:00
CLEVELAND AT NEW ENGLAND	12:00
DETROIT AT TAMPA BAY	12:00
JACKSONVILLE AT CINCINNATI	12:00
NEW ORLEANS AT ATLANTA	12:00
N.Y. GIANTS AT DALLAS	12:00
SAN DIEGO AT PHILADELPHIA	12:00
SAN FRANCISCO AT ST. LOUIS	12:00
TENNESSEE AT MINNESOTA	12:00
WASHINGTON AT ARIZONA	3:05
KANSAS CITY AT OAKLAND	3:15
N.Y. JETS AT PITTSBURGH	3:15
SEATTLE AT DENVER	7:30

MONDAY, DECEMBER 10	
INDIANAPOLIS AT MIAMI	8:00

WEEK 15

SATURDAY, DECEMBER 15

ARIZONA AT N.Y. GIANTS	11:30
OAKLAND AT SAN DIEGO	3:00

SUNDAY, DECEMBER 16

(OPEN DATE: CAROLINA)	
ATLANTA AT INDIANAPOLIS	12:00
CINCINNATI AT N.Y. JETS	12:00
DENVER AT KANSAS CITY	12:00
JACKSONVILLE AT CLEVELAND	12:00
MINNESOTA AT DETROIT	12:00
NEW ENGLAND AT BUFFALO	12:00
PHILADELPHIA AT WASHINGTON	12:00
TAMPA BAY AT CHICAGO	12:00

MIAMI AT SAN FRANCISCO	3:05
DALLAS AT SEATTLE	3:15
GREEN BAY AT TENNESSEE	3:15
PITTSBURGH AT BALTIMORE	7:30

MONDAY, DECEMBER 17

ST. LOUIS AT NEW ORLEANS	8:00
--------------------------	------

WEEK 16

SATURDAY, DECEMBER 22

MIAMI AT NEW ENGLAND	11:30
PHILADELPHIA AT SAN FRANCISCO	3:00
TENNESSEE AT OAKLAND	8:00
SUNDAY, DECEMBER 23	
(OPEN DATE: DENVER)	
BUFFALO AT ATLANTA	12:00
CHICAGO AT WASHINGTON	12:00
CINCINNATI AT BALTIMORE	12:00
CLEVELAND AT GREEN BAY	12:00
DETROIT AT PITTSBURGH	12:00
NEW ORLEANS AT TAMPA BAY	12:00
ST. LOUIS AT CAROLINA	12:00
SAN DIEGO AT KANSAS CITY	12:00
SEATTLE AT N.Y. GIANTS	12:00
DALLAS AT ARIZONA	3:05
JACKSONVILLE AT MINNESOTA	3:15
N.Y. JETS AT INDIANAPOLIS	7:30

WEEK 17

SATURDAY, DECEMBER 29

BALTIMORE AT TAMPA BAY	8:00
------------------------	------

SUNDAY, DECEMBER 30

(OPEN DATE: NEW ENGLAND)	
ARIZONA AT CAROLINA	12:00
ATLANTA AT MIAMI	12:00
BUFFALO AT N.Y. JETS	12:00
CHICAGO AT DETROIT	12:00
CLEVELAND AT TENNESSEE	12:00
INDIANAPOLIS AT ST. LOUIS	12:00
KANSAS CITY AT JACKSONVILLE	12:00
MINNESOTA AT GREEN BAY	12:00
PITTSBURGH AT CINCINNATI	12:00
SAN FRANCISCO AT DALLAS	12:00
N.Y. GIANTS AT PHILADELPHIA	3:05
OAKLAND AT DENVER	3:15
SEATTLE AT SAN DIEGO	3:15
WASHINGTON AT NEW ORLEANS	7:30

2000 POSTSEASON RESULTS

AFC WILD CARD PLAYOFF GAMES

MIAMI 23, Indianapolis 17 (OT)
BALTIMORE 21, Denver 3

NFC WILD CARD PLAYOFF GAMES

NEW ORLEANS 31, St. Louis 28
PHILADELPHIA 21, Tampa Bay 3

AFC DIVISIONAL PLAYOFF GAMES

OAKLAND 27, Miami 0
Baltimore 24, TENNESSEE 10

NFC DIVISIONAL PLAYOFF GAMES

MINNESOTA 34, New Orleans 16
N.Y. GIANTS 20, Philadelphia 10

AFC CHAMPIONSHIP GAME

Baltimore 16, OAKLAND 3

NFC CHAMPIONSHIP GAME

N.Y. GIANTS 41, Minnesota 0

SUPER BOWL XXXV

Baltimore (AFC) 34, N.Y. Giants (NFC) 7

AFC-NFC PRO BOWL

AFC 38, NFC 17

2001 POSTSEASON SCHEDULE

SATURDAY, JANUARY 5

AFC and NFC Wild Card Playoffs

SUNDAY, JANUARY 6

AFC and NFC Wild Card Playoffs

SATURDAY, JANUARY 12

AFC and NFC Divisional Playoffs

SUNDAY, JANUARY 13

AFC and NFC Divisional Playoffs

SUNDAY, JANUARY 20

AFC and NFC Championship Games

SUNDAY, JANUARY 27

Super Bowl XXXVI at New Orleans

SUNDAY, FEBRUARY 3

AFC-NFC Pro Bowl at Honolulu



AFC CHAMPIONSHIP GAME RESULTS



SEASON	DATE	RESULT	SITE
2000	1-14-01	Baltimore 16, Oakland 3	Oakland
1999	1-23-00	Tennessee 33, Jacksonville 14	Jacksonville
1998	1-17-99	Denver 23, N.Y. Jets 10	Denver
1997	1-11-98	Denver 24, Pittsburgh 21	Pittsburgh
1996	1-12-97	New England 20, Jacksonville 6	New England
1995	1-14-96	Pittsburgh 20, Indianapolis 16	Pittsburgh
1994	1-15-95	San Diego 17, Pittsburgh 13	Pittsburgh
1993	1-23-94	Buffalo 30, Kansas City 13	Buffalo
1992	1-17-93	Buffalo 29, Miami 10	Miami
1991	1-12-92	Buffalo 10, Denver 7	Buffalo
1990	1-20-91	Buffalo 51, L.A. Raiders 3	Buffalo
1989	1-14-90	Denver 37, Cleveland 21	Denver
1988	1-8-89	Cincinnati 21, Buffalo 10	Cincinnati
1987	1-17-88	Denver 38, Cleveland 33	Denver
1986	1-11-87	Denver 23, Cleveland 20*	Cleveland
1985	1-12-86	New England 31, Miami 14	Miami
1984	1-6-85	Miami 45, Pittsburgh 28	Miami
1983	1-8-84	L.A. Raiders 30, Seattle 14	Los Angeles
1982	1-23-83	Miami 14, N.Y. Jets 0	Miami
1981	1-10-82	Cincinnati 27, San Diego 7	Cincinnati
1980	1-11-81	Oakland 34, San Diego 27	San Diego
1979	1-6-80	Pittsburgh 27, Houston 13	Pittsburgh
1978	1-7-79	Pittsburgh 34, Houston 5	Pittsburgh
1977	1-1-78	Denver 20, Oakland 17	Denver
1976	12-26-76	Oakland 24, Pittsburgh 7	Oakland
1975	1-4-76	Pittsburgh 16, Oakland 10	Pittsburgh
1974	12-29-74	Pittsburgh 24, Oakland 13	Oakland
1973	12-30-73	Miami 27, Oakland 10	Miami
1972	12-31-72	Miami 21, Pittsburgh 17	Pittsburgh
1971	1-2-72	Miami 21, Baltimore 0	Miami
1970	1-3-71	Baltimore 27, Oakland 17	Baltimore
1969	1-4-70	Kansas City 17, Oakland 7	Oakland
1968	12-29-68	N.Y. Jets 27, Oakland 23	New York
1967	12-31-67	Oakland 40, Houston 7	Oakland
1966	1-1-67	Kansas City 31, Buffalo 7	Buffalo
1965	12-26-65	Buffalo 23, San Diego 0	San Diego
1964	12-26-64	Buffalo 20, San Diego 7	Buffalo
1963	1-5-64	San Diego 51, Boston 10	San Diego
1962	12-23-62	Dallas 20, Houston 17**	Houston
1961	12-24-61	Houston 10, San Diego 3	San Diego
1960	1-1-61	Houston 24, L.A. Chargers	Houston

* Overtime

** Double Overtime

Note: Includes AFL Championship Games, 1960-69



NFC CHAMPIONSHIP GAME RESULTS



SEASON	DATE	RESULT	SITE
2000	1-14-01	N.Y. Giants 41, Minnesota 0	East Rutherford
1999	1-23-00	St. Louis 11, Tampa Bay 6	St. Louis
1998	1-17-99	Atlanta 30, Minnesota 27*	Minnesota
1997	1-11-98	Green Bay 23, San Francisco 10	San Francisco
1996	1-12-97	Green Bay 30, Carolina 13	Green Bay
1995	1-14-96	Dallas 38, Green Bay 27	Dallas
1994	1-5-95	San Francisco 38, Dallas 28	San Francisco
1993	1-23-94	Dallas 38, San Francisco 21	Dallas
1992	1-17-93	Dallas 30, San Francisco 20	San Francisco
1991	1-12-92	Washington 41, Detroit 10	Washington
1990	1-20-91	N.Y. Giants 15, San Francisco 13	San Francisco
1989	1-14-90	San Francisco 30, L.A. Rams 3	San Francisco
1988	1-8-89	San Francisco 28, Chicago 3	Chicago
1987	1-17-88	Washington 17, Minnesota 10	Washington
1986	1-11-87	N.Y. Giants 17, Washington 0	East Rutherford
1985	1-12-86	Chicago 24, L.A. Rams 0	Chicago
1984	1-6-85	San Francisco 23, Chicago 0	San Francisco
1983	1-8-84	Washington 24, San Francisco 21	Washington
1982	1-22-83	Washington 31, Dallas 17	Washington
1981	1-10-82	San Francisco 28, Dallas 27	San Francisco
1980	1-11-81	Philadelphia 20, Dallas 7	Philadelphia
1979	1-6-80	Los Angeles 9, Tampa Bay 0	Tampa Bay
1978	1-7-79	Dallas 28, Los Angeles 0	Los Angeles
1977	1-1-78	Dallas 23, Minnesota 6	Dallas
1976	12-26-76	Minnesota 24, Los Angeles 13	Minnesota
1975	1-4-76	Dallas 37, Los Angeles 7	Los Angeles
1974	12-29-74	Minnesota 14, Los Angeles 10	Minnesota
1973	12-30-73	Minnesota 27, Dallas 10	Dallas
1972	12-31-72	Washington 26, Dallas 3	Washington
1971	1-2-72	Dallas 14, San Francisco 3	Dallas
1970	1-3-71	Dallas 17, San Francisco 10	San Francisco
1969	1-4-70	Minnesota 27, Cleveland 7	Minnesota
1968	12-29-68	Baltimore 34, Cleveland 0	Cleveland
1967	12-31-67	Green Bay 21, Dallas 17	Green Bay
1966	1-1-67	Green Bay 34-, Dallas 27	Dallas
1965	1-2-66	Green Bay 23, Cleveland 12	Green Bay
1964	12-27-64	Cleveland 27, Baltimore 0	Cleveland
1963	12-29-63	Chicago 14, New York 10	Chicago
1962	12-30-62	Green Bay 16, New York 7	New York
1961	12-31-61	Green Bay 37, New York 0	Green Bay
1960	12-26-60	Philadelphia 17, Green Bay 13	Philadelphia

* Overtime

Note: Includes NFL Championship Games, 1960-69



SUPER BOWL RESULTS



<i>SUPER BOWL</i>	<i>DATE</i>	<i>RESULT</i>	<i>SITE</i>
XXXV	1-28-01	Baltimore 34, N.Y. Giants 7	Tampa
XXXIV	1-30-00	St. Louis 23, Tennessee 16	Atlanta
XXXIII	1-31-99	Denver 34, Atlanta 19	Miami
XXXII	1-25-98	Denver 31, Green Bay 24	San Diego
XXXI	1-26-97	Green Bay 35, New England 21	New Orleans
XXX	1-28-96	Dallas 27, Pittsburgh 17	Tempe
XXIX	1-29-95	San Francisco 49, San Diego 26	Miami
XXVIII	1-30-94	Dallas 30, Buffalo 13	Atlanta
XXVII	1-31-93	Dallas 52, Buffalo 17	Pasadena
XXVI	1-26-92	Washington 37, Buffalo 24	Minneapolis
XXV	1-27-91	N.Y. Giants 20, Buffalo 19	Tampa
XXIV	1-28-90	San Francisco 55, Denver 10	New Orleans
XXIII	1-22-89	San Francisco 20, Cincinnati 16	Miami
XXII	1-31-88	Washington 42, Denver 10	San Diego
XXI	1-25-87	N.Y. Giants 39, Denver 20	Pasadena
XX	1-26-86	Chicago 46, New England 10	New Orleans
XIX	1-20-85	San Francisco 38, Miami 16	Stanford
XVIII	1-22-84	L.A. Raiders 38, Washington 9	Tampa
XVII	1-30-83	Washington 27, Miami 17	Pasadena
XVI	1-24-82	San Francisco 26, Cincinnati 21	Pontiac
XV	1-25-81	Oakland 27, Philadelphia 10	New Orleans
XIV	1-20-80	Pittsburgh 31, Los Angeles 19	Pasadena
XIII	1-21-79	Pittsburgh 35, Dallas 31	Miami
XII	1-15-78	Dallas 27, Denver 10	New Orleans
XI	1-9-77	Oakland 32, Minnesota 14	Pasadena
X	1-18-76	Pittsburgh 21, Dallas 17	Miami
IX	1-12-75	Pittsburgh 16, Minnesota 6	New Orleans
VIII	1-13-74	Miami 24, Minnesota 7	Houston
VII	1-14-73	Miami 14, Washington 7	Los Angeles
VI	1-16-72	Dallas 24, Miami 3	New Orleans
V	1-17-71	Baltimore 16, Dallas 13	Miami
IV	1-11-70	Kansas City 23, Minnesota 7	New Orleans
III	1-12-69	N.Y. Jets 16, Baltimore 7	Miami
II	1-14-68	Green Bay 33, Oakland 14	Miami
I	1-15-67	Green Bay 35, Kansas City 10	Los Angeles

Chief Dog.



**Farmland hot dogs—the official dog
of Arrowhead Stadium.**

**PRICE
CHOPPER**

2001 KANSAS CITY CHIEFS SCHEDULE

August

PRE-SEASON

12 Sun.	WASHINGTON REDSKINS	7:30	p.m.
18 Sat.	CHICAGO BEARS	7:30	p.m.
23 Thur.	at Jacksonville Jaguars	6:30	p.m.
31 Fri.	at St. Louis Rams	7:00	p.m.

REGULAR SEASON

September

9 Sun.	OAKLAND RAIDERS	12:00	Noon
16 Sun.	at Seattle Seahawks	3:15	p.m.
23 Sun.	NEW YORK GIANTS	12:00	Noon
30 Sun.	at Washington Redskins	12:00	Noon

October

7 Sun.	at Denver Broncos	3:05	p.m.
14 Sun.	PITTSBURGH STEELERS	12:00	Noon
21 Sun.	at Arizona Cardinals	3:05	p.m.
28 Sun.	INDIANAPOLIS COLTS	12:00	Noon

November

4 Sun.	at San Diego Chargers	3:15	p.m.
11 Sun.	at New York Jets	12:00	Noon
18 Sun.	Open Date		
25 Sun.	SEATTLE SEAHAWKS	12:00	Noon
29 Thur.	PHILADELPHIA EAGLES	7:30	p.m.

December

9 Sun.	at Oakland Raiders	3:15	p.m.
16 Sun.	DENVER BRONCOS	12:00	Noon
23 Sun.	SAN DIEGO CHARGERS	12:00	Noon
30 Sun.	at Jacksonville Jaguars	12:00	Noon

(All times are central time)