





# 2002 Kansas City Chiefs Media Guide




## 2002 Kansas City Chiefs Media Guide



Celebrating **40** seasons  
in **KANSAS CITY**



**You know the Chiefs are a  
Kansas City cornerstone.  
Did you know that Lee is too?**



**Lee has been  
based in  
Kansas City  
since 1917**

*Hometown partner  
and supporter  
of the Kansas City Chiefs*



More publications available at:

[www.retroseasons.com/library/](http://www.retroseasons.com/library/)


## THANK YOU, KANSAS CITY!



On behalf of the entire Chiefs organization, we invite you to join us in celebrating 40 years of professional football in Kansas City throughout the calendar year. Since Mayor Roe Bartle spearheaded our arrival in 1963, the Chiefs franchise has flourished in Mid-America thanks primarily to your tremendous fan support. From our beginning American Football League efforts in the old Municipal Stadium, the Chiefs have evolved into a solid part of the Kansas City community and today's National Football League. You create the most energetic stadium in all of sports, and we believe the Chiefs fans truly embody the spirit and passion of the place we call Arrowhead - Home of the Chiefs.

Thank you for 40 wonderful years, Kansas City!

Lamar Hunt  
Founder



On April 25, 2002 members of the Chiefs organization took to streets to thank their faithful supporters for 40 years of support in Kansas City. Members of the inaugural squad in Kansas City – the 1963 Chiefs – joined Founder Lamar Hunt, President Carl Peterson, Coach Dick Vermeil, current members of the Chiefs and the Chiefs Cheerleaders on their trek to thank their fans in different metro areas. Notable stops along the way included the General Motors Fairfax Assembly Plant in Kansas City, Kansas, the headquarters of Sprint and Yellow Freight, The Country Club Plaza, Downtown, Crown Center and Union Station. Pictured clockwise from the upper left are shots of three of the four groups who participated in the event. Dick and Carol Vermeil headlined The Country Club Plaza group, while Len Dawson led the Downtown contingent. Hunt led a Chiefs "team" to the GM plant where Tony Richardson (49) and former Chiefs player and assistant coach Walt Corey (56) were among the many members of the Chiefs organization greeting the Fairfax UAW "team." A sincere "thank you" to all who made this a special day in Kansas City.

# TABLE OF CONTENTS

All-Time Honors	334-338
Arrowhead Stadium	308-309
Assistant Coaches, Chiefs All-Time	368
Attendance Information	263, 307
Biographies	
Assistant Coaches	22-39
Draft Choices, 2002	222-227
Football Staff	43
Front Office	45-47
Hunt, Clark	7
Hunt, Lamar	5-6, 341
Peterson, Carl	8-11
Player Personnel	40-42
Public Relations	48
Rookie Free Agents	228-231
Steadman, Jack	7
Stiles, Lynn	12-13
Thum, Dennis	12
Vermeil, Dick	14-21
Veteran Players	57-221
Watley, Dennis	13
Derrick Thomas Award	340
Directions	38
Directory, Chiefs	3-4
Draft Choices, All-Time	370-376
Hall of Fame	
Chiefs	341-347
Chiefs in Missouri Sports	225
Chiefs in College Football	348
Lamar Hunt, All-Time	360
Pro Football	341-342, 348
Head Coaches, Chiefs All-Time	264, 368
History, Chiefs	259-263
Homes of the Chiefs	308
Last Time	444-445
Longest Plays, Chiefs All-Time	441-443
Mack Lee Hill Award	339
Pro Bowl, Chiefs in	333
Pronunciation Guide	42
Public Relations and Media Policies	49
Radio Network Announcers/Affiliates	54
Rankings, NFL by Yardage, 1971-2001	412
Records, Chiefs	
Individual, Regular Season	387-399
Individual, Postseason	413-416
Opponent, Regular Season	411
Opponent, Postseason	418
Team, Regular Season	400-411
Team, Postseason	416-418
Results	
AFC/NFC Championship Games	451-452
Chiefs Game Summaries, 2001	243-258
Chiefs Home/Away	310
Chiefs All-Time By Stadium	311

Chiefs All-Time Preseason and Regular Season	265-301
Chiefs vs. AFC West	310
Chiefs vs. NFL	312-318
Monday Night Football	399
NFL Postseason, 2001	449
Other Primetime Contests	436
Overtime	332
Playoffs, All-Time	319
Playoff Game Summaries	320-332
Super Bowls	453
Retired Jerseys	368
Rosters	
All-Time AFL Team	456
All-Time Alphabetical	349-360
All-Time by Colleges	369
All-Time Numerical	361-367
Chiefs, 2002	232-234
40th Anniversary, 40-Man Squad	360
Schedules	
Chiefs, 2002	Outside Back Cover
NFL, 2002	447-449
Strength of, 2002	450
Standings	
AFL, 1960-69	297-306
NFL, 1970-01	265-296
Starters	
All-Time	265-306
All-Time Game-by Game QBs	379-385
All-Time Starting QBs	377-385
Game-By-Game, 2001	240
Statistics	
Chiefs Career Leaders	437-441
Defensive Scores, All-Time	428-430
Defense and Special Teams, 2001	236
Individual, All-Time, Season	265-306
Individual, Season, 2001	235-236
Individual, Game-By-Game, 2001	241-242
Individual Leaders, Year-by-Year	432-435
Player Participation, 2001	241
Preseason, 2001	237
Shutouts, All-Time	431
Special Team Scores, All-Time	430
Team, All-Time, Season	265-306
Team, Game-By-Game, 2001	238-239
Team, Season, 2001	235
Team, Year-by-Year	435
Top Performances, Chiefs	419-423
Top Performances, Opponents	424-428
Triple-Threat Chiefs	431
Two Point Conversions, All-Time	431
Turnovers, Year-by-Year	436

## ON THE COVER

The cover of the 2002 Kansas City Chiefs Media Guide celebrates the Chiefs 40th Anniversary Season in Kansas City. Local artist Jerry Hirt has skillfully highlighted seven Kansas City landmarks via a pen and ink process using original photography courtesy of Chiefs Team Photographer Hank Young. The centerpiece depicts The Scout - a sculpture by Cyrus E. Dallin which has overlooked downtown since 1922. The other stylish stops on Hirt's civic tour include Bartle Hall, the anchor of Kansas City's Convention Center named in honor of the late Mayor H. Roe Bartle. Moving clockwise, we visit The Power & Light Building, one of the best examples of Art Deco design in the Midwest. The Nelson-Atkins Museum of Art boasts many works of distinction, including the outdoor sculpture "Shuttlecocks." The Country Club Plaza is a prime example of why Kansas City has earned a reputation as "The City of Fountains." Union Station and Liberty Memorial have recently returned to their past glory after undergoing massive restoration projects. Union Station reopened in 1999, while Liberty Memorial - one of the nation's great World War I monuments - was officially rededicated on Memorial Day weekend of 2002. We hope these images evoke the same sense of civic pride that helped bring professional football to Kansas City in 1963. Cover concept by Pete Moris of the Chiefs. Design and illustration by Jerry Hirt.



# KANSAS CITY CHIEFS DIRECTORY

## ADMINISTRATIVE OFFICE

One Arrowhead Drive  
Kansas City, MO 64129  
(816) 920-9300

[www.kcchiefs.com](http://www.kcchiefs.com)

## TRAINING CAMP

U. of Wisconsin-River Falls  
River Falls, WI 54022  
(715) 425-4580

Founder ..... Lamar Hunt  
Chairman of the Board ..... Jack Steadman  
Vice Chairman of the Board ..... Clark Hunt

## ADMINISTRATION

President/General Manager and Chief Executive Officer ..... Carl Peterson  
Executive Vice President/Assistant General Manager ..... Dennis Thum  
Vice President of Football Operations/Player Personnel ..... Lynn Stiles  
Senior Vice President ..... Dennis Watley  
Secretary/Legal ..... Jim Seigfreid  
Manager of Player Compensation ..... Duane Bailey  
Executive Secretaries ..... Georgeann Henry, Carol Modean,  
Nadine Steffen, Karla Wilcox

## COACHING STAFF

Head Coach ..... Dick Vermeil  
Director of Football Administration ..... Mike White  
Assistant Head Coach/Offensive Coordinator ..... Al Saunders  
Defensive Coordinator ..... Greg Robinson  
Assistant Offensive Line ..... Irv Eatman  
Special Teams ..... Frank Gansz, Jr.  
Defensive Backs ..... Peter Giunta  
Defensive Line ..... Carl Hairston  
Strength & Conditioning ..... Jeff Hurd  
Wide Receivers ..... Charlie Joiner  
Defensive Line ..... Bob Karmelowicz  
Assistant Strength and Conditioning ..... Billy Long  
Tight Ends ..... Keith Rowen  
Running Backs ..... James Saxon  
Quarterbacks ..... Terry Shea  
Offensive Line ..... Mike Solari  
Offensive Assistant/Quality Control ..... Jason Verduzco  
Linebackers ..... Joe Vitt  
Defensive Assistant/Quality Control ..... Darwin Wallis  
Coaching Secretaries ..... Debbie Brents, Suzette Cox, Ann Roach

## MEDICAL STAFF

Head Athletic Trainer ..... Dave Kendall  
Assistant Trainers ..... Bud Epps, Keith Abrams  
Team Physicians ..... Dr. Jon Browne, Dr. Cris Barnthouse,  
Dr. Joseph Brewer, Dr. Mike Monaco

## EQUIPMENT

Equipment Manager ..... Mike Davidson  
Assistant Equipment Managers ..... Allen Wright, Chris Shropshire

## VIDEO

Director of Video Operations ..... Mike Portz  
Video Assistants ..... Todd Weger, Andrew Hearne

## PLAYER PERSONNEL

Director of Pro Personnel ..... Bill Kuharich  
Pro Personnel Assistant ..... Dick Curl  
Pro/College Scout ..... Jim Criner  
Administrative Assistant ..... Lisa Siebern  
Director of College Scouting ..... Chuck Cook  
Regional Scout/Scouting Coordinator ..... Bruce Lemmerman  
Regional Scout ..... Don Gregory  
Area Scouts ..... John Bonaventura, Jeff Foster, Greg Olejack  
Scouting Administrator/Football Operations ..... Mitch LaPoint  
Administrative Assistant ..... Mary Redmond

## PLAYER DEVELOPMENT

Director of Player Development ..... Lamonte Winston  
Player Development Coordinator/Football Operations ..... Kristin Walker  
Security Specialist/Player Development ..... Les Pico

## PUBLIC RELATIONS

Director of Public Relations ..... Bob Moore  
Associate Director of Public Relations ..... Pete Moris  
Manager of Public Information and Media Services ..... Morgan Shaw  
Publications Coordinator ..... Patrick Herb  
Research Coordinator ..... Brad Kuhbander

## COMMUNITY RELATIONS

Director of Community Relations	Brenda Sniezek
Community Relations Coordinator	Chuck Castellano
Community Relations Assistant	Janet Feltham

## FINANCE

Treasurer/Director of Finance	Dale Young
Manager of Accounting	Larry Clemmons
Personnel and Benefits Manager	LeAnne Shierman
Staff Accountant	Sherri Lathrop
Accounting Clerk	Kim Rutter
Administrative Assistant	Pam Johnson

## INFORMATION SYSTEMS

Director of Information Systems	Richard McOsker
Information Systems Manager	Bob Stirtion
Project Manager	James Bartlett
Project Manager	Mike Welch
Project Manager	Mark Williams
Programmer	Brent Barnes

## SALES & MARKETING

Vice President of Sales and Marketing	Wallace Bennett
Director of Corporate Sponsorship Sales	Anita Bailey
Director of Sales	Gary Spani
Sales Manager	Peter Schwartz
Sales Executive	Charles Musch
Manager of Game Production/Cheerleaders	Donna Scott
Manager of Media Production	Sheldon Mickey
Manager of Internet Services	Lance Brown
Sponsorship Sales Managers	James Buckman, Kelly Mason
Mascot Coordinator	Dan Meers
Sales Coordinator	Teri Swetnam
Graphic Design and Advertising Coordinator	Melanie Haddock
Sponsorship Coordinators	Emilie Foster, Steve Garvey
Administrative Assistants	Christina Ewing, Kelly Jauernig, Mia McCoy

## TICKET OPERATIONS

Director of Ticket Operations	Doug Hopkins
Manager of Customer Services	Leslie Cromwell
Coordinator of Ticket Services	Jeff Gordon
Customer Service Representatives	Jennifer Kane, Craig Pronske

## SPECIAL EVENTS

Director of Special Events	Julie Dorn
Manager of Special Events	Annette Coyne

## STADIUM OPERATIONS

Director of Stadium Operations	Steve Schneider
Manager Stadium Systems	Ron Bachtel
Sports Field Manager	Andre Bruce
Maintenance Manager	Steve Cox
Manager of Security	Gene Barr
Construction/Repair Manager	Jim Loges
Stadium Operations Personnel Manager	Heather Coleman
Groundskeeping Staff	Randy Baker, Travis Hogan, Terry Lee
Assistant Groundskeepers	Scott Martin, Doug Schallenberg
Operations Staff	Jack Bagby, Lisa Brown, Mike Brown, Gary Cooper, Don Edmondson, Kevin Gray, Jim Heard, Craig Hitchcock, Doug Morgan, Darryl Norton, Greg Organ, Pete Penland, Don Shook, Kenny Smith, Danny Thoman, Shane Vittengl
Security Officers	Marty Brashear, Don Ostrander, Steve Weissman
Courier	Brian Sloan
Project Cost Coordinator	Tonya Idel
Administrative Assistant	Stephanie Hain
Receptionist	Cyndi Sloan

## DEVELOPMENT

Director of Development	Ken Blume
Pavilion Operations Coordinator	Bob Newell
Administrative Assistant	Paula Gregory

## CREDITS

The 2002 Kansas City Chiefs Media Guide is published by the team's public relations department - Bob Moore, Director. Designed, written and edited by Pete Moris - Associate Director, Patrick Herb - Publications Coordinator and Brad Kuhbander - Research Coordinator. Editorial assistance provided by Moore, Morgan Shaw, Brenda Sniezek, Chuck Castellano, Bob Gretz and Mitch Holthus. Technical assistance provided by Lance Brown and Melanie Haddock of the Chiefs and Brenda Eggert - Brentelligent Designs of Lee's Summit, Missouri. A special "thank you" to Santo Labombarda and the crew at Elias Sports Bureau for their research work. Additional research provided by Joe Cronin, John Turney, as well as numerous past Chiefs PR staffers. Photography by Hank Young, Chiefs Team Photographer. Composition, artwork and layout by Herb on a Quicksilver G4 Macintosh using QuarkXPress. Original composition provided by Eggert. Printed by Kingston Printing of Lawrence, Kansas - Sales and Marketing Manager, Rich Yergovich. Thanks to all for their many hours devoted to this project.

- Pete Moris, Editor

Patrick Herb & Brad Kuhbander, Associate Editors

## FOUNDER

### LAMAR HUNT



The National Football League marks its 83rd season of competition in 2002, but more importantly for Chiefs fans, this year also denotes the 40th Anniversary Season of professional football in Kansas City. Appropriately, the individual spearheading the year-long commemorative celebration of 40 years of Chiefs football in Mid-America is none other than the man who brought the franchise to Kansas City in '63, Chiefs Founder Lamar Hunt.

Hunt, who is beginning his 43rd year of involvement with the game of pro football in 2002, has commissioned a season-long series of "Thank You, Kansas City!" events to express the team's gratitude for the tremendous support the city's fans have provided the franchise for 40 seasons. Beginning as a member of the American Football League playing in old Municipal Stadium, the Chiefs have evolved into a solid part of the Kansas City community and today's National Football League thanks to the unprecedented support provided by the team's legions of loyal supporters. Today, the Home of the Chiefs — Arrowhead Stadium, is a place which truly embodies the spirit and the passion of one of the most energetic fan bases in all of sports.

Whether it was serving as the driving force behind the formation of the American Football League in late '59, playing a pivotal role in the AFL-NFL merger in the '60s, or overseeing many crucial issues concerning pro football and the Chiefs franchise during the past four decades, there is little question that few individuals have helped positively change the face of America's favorite game as much as Hunt.

As the organizer of the American Football League, Hunt brought together the whimsically-named "Foolish Club" comprised of the eight original AFL owners in '59, and helped the fledgling league take foot on the field for the '60 season. On June 8th of '66, the AFL-NFL merger was announced by NFL Commissioner Pete Rozelle and on January 15th of '67, Hunt's Kansas City Chiefs were participating in the inaugural Super Bowl. Hunt's continuing efforts have long been recognized as having an important role in the design, ongoing development and direction of the modern-day National Football League.

As the Founder of the Chiefs franchise, Hunt helped provide Kansas City with a team that became the winningest in the 10-year history of the AFL and earned spots in two of the first four Super Bowls, climaxed by winning the '69 World Championship in Super Bowl IV. As the founder of the AFL, he helped pave the way for much of the modern growth of professional football. Possibly the greatest tribute to his contributions to the sport was the naming by the league of the Lamar Hunt Trophy, which is presented annually to the champion of the American Football Conference.

Hunt's participation in the organization of the AFL was recognized when he became the first AFL figure to be honored with enshrinement in the Pro Football Hall of Fame at Canton, Ohio. That honor was extended in the summer of '72, remarkable considering he became involved in pro football just 13 years earlier. In honor of the 30th anniversary of the Chiefs victory in Super Bowl IV, Hunt was chosen to perform the official coin toss for Super Bowl XXXIV between St. Louis and Tennessee. Ironically, the winning coach that day was current Chiefs head coach Dick Vermeil.

During the summer and fall of '59, Hunt helped make pro football history by organizing the American Football League, which included his Dallas Texans franchise. After three years, the team moved to Kansas City, where the organization begins its 40th season this year. He was deeply involved in the construction of Arrowhead Stadium, a facility which celebrated its 30th Anniversary Season in 2001. Still considered among the finest sports venues in the world, Arrowhead has hosted numerous major non-NFL sporting events in recent years, most notably a 2001 Men's World Cup Qualifier (U.S.A. vs. Costa Rica), the 2000 Big 12 Conference Football Championship Game (Oklahoma vs. Kansas State), the 2000 Eddie Robinson Classic (Kansas State vs. Iowa) and a 2000 Women's Nike Cup Match (U.S.A. vs. Canada). Arrowhead is also slated to host the 2002 Eddie Robinson Classic (Florida State vs. Iowa State), a 2002 blockbuster NCAA Division II contest between local powerhouses Northwest Missouri State and Pittsburg State, as well as the 2003 Big 12 Conference Football Championship Game.

The early days of the AFL were problem-filled but Hunt saw his Texans achieve on-field success. In '62, the Texans won the AFL Championship with a double-overtime victory over the Houston Oilers, the first of three titles won by the Texans/Chiefs during the league's 10-year existence. The team repeated as champions in both '66 and '69. By winning the '66 AFL title, the Chiefs earned the right to play in the first Super Bowl against the NFL Champion Green Bay Packers. Three years later, the Chiefs claimed Kansas City's first major sports championship by defeating the Minnesota Vikings in Super Bowl IV.

In '82, Hunt was singled out by the NFL Alumni Association to receive the prestigious Leather Helmet Award and in February of '93, he received the Francis J. "Reds" Bagnell Award from the Maxwell Football Club for continuing positive contributions to the game.

Hunt has been a continuing leader in the game and few individuals have helped shape the sport more than this quiet Texan. In addition to being a principal negotiator in the merger of the AFL and NFL in the late '60s, he was a contributor to the design of the NFL playoff format. He is credited with accidentally putting the name "Super Bowl" on the NFL's championship game — the name coming from his children's toy "Super Ball." For many years, he was a persistent advocate of the two-point conversion option for pro football — an old college and AFL rule that was finally adopted by the NFL in '94. In 2000, along with Chiefs President, General Manager and CEO Carl Peterson, Hunt earned the distinction of becoming just the fourth Owner/General Manager combination to preside over a franchise for all 10 years of a 100-win decade as Kansas City compiled a stellar 102-58 (.638) regular season record from '90-99.


A year-round sports fan, Hunt is involved in several additional athletic ventures. He is one of the founding investors in the six-time World Champion Chicago Bulls of the National Basketball Association, while the Hunt family also serves as the operator of two franchises in Major League Soccer, now in its seventh season of operation. The Hunt family oversees the operations of both the former MLS Cup Champion Kansas City Wizards — who claimed their inaugural league title in 2000 — and the Columbus Crew, who play in America's pre-eminent outdoor soccer facility, the beautiful 22,555-seat Crew Stadium. Including the most recent title with the Wizards in 2000, Hunt now prizes 11 championship rings from four different professional sports leagues (AFL/NFL, MLS, NBA and NASL), most notably a Super Bowl IV ring from '69 Chiefs, as well as AFL title rings from the '62 Dallas Texans and '66 Chiefs.

Appropriately nicknamed "Games" during his childhood, Hunt's love of sports ventures has been his true lifeblood, an enthusiasm which has transcended his involvement in numerous athletic entities. Over 30 years ago, the Hunts were involved in the development of both the North American Soccer League and a tennis promotion company, World Championship Tennis. Both of those organizations are now defunct; however, in an unusual twist, Hunt's involvement in these ventures resulted years later in his induction into the respective Halls of Fame of both United States Soccer (located in Oneonta, New York) in '82 and International Tennis (located in Newport, Rhode Island) in '93. He has also been honored in the state Sports Halls of Fame of both Missouri ('95) and Texas ('84). In addition, Hunt was also inducted into the Texas Business Hall of Fame in '97. Two years later, *Soccer America Magazine* named Hunt one of its "25 Most Influential People" after the 89-year-old U.S. Open Cup was renamed the "Lamar Hunt U.S. Open Cup" and he received the U.S. Soccer Federation Hall of Fame Medal of Honor.

As President of the American Football Conference, Hunt is a working member of several prominent NFL committees, including current service on the Finance and Business Ventures committees.

Hunt was born on August 2, 1932 in El Dorado, Arkansas and graduated from SMU with a B.S. in Geology in '56. While at SMU, he was a three-year reserve end on the Varsity Football Team. He and his wife, Norma, have four children, Lamar, Jr., Sharron Munson, Clark and Daniel, as well as 10 grandchildren. Together, the entire Hunt family shares a great enthusiasm for the Chiefs "Red and Gold."

## THE HUNT FAMILY



*The Hunt family poses around this prized family possession - a panoramic photo of the Truman Sports Complex in full Chiefs gameday splendor - one of the many achievements being celebrated during the Chiefs 40th Anniversary Season in Kansas City. (Left to right) Sharron Munson, Lamar, Jr., Lamar, Clark and Daniel.*

## CHAIRMAN OF THE BOARD



**JACK W. STEADMAN**



In 2002, the Kansas City Chiefs began their 43rd season as a pro football franchise under the leadership of Jack Steadman, Chairman of the Board.

A recognized leader among pro football administrators, Steadman has structured the Chiefs organization to meet the challenge brought about by growth of the business of pro football over the years. As the Chiefs celebrate their 40th Anniversary Season in Kansas City, and their 31st in magnificent Arrowhead Stadium, Steadman can look with pride at a list of football and administrative accomplishments the organization has achieved since

moving from Dallas for the beginning of the '63 season in the old AFL.

It was Steadman who conceived the idea of building the dual Harry S Truman Sports Complex, which houses Arrowhead and Kauffman Stadiums. The complex is recognized as the finest of its kind in the world. Steadman was promoted from General Manager to Executive V.P. and General Manager in '66; in August of '76 he was named President of the Chiefs; and in '89 was named Chairman of the Board.

After establishing himself as an innovative, successful business man with the Chiefs, Steadman later joined Lamar Hunt in the development of Worlds of Fun, a 165-acre family entertainment complex which opened in '73. In '82, HME Entertainment, Inc., completed the 60-acre family water recreation park, Oceans of Fun. In '95, Worlds of Fun and Oceans of Fun were sold to Cedar Fair.

In addition to serving as Chairman of the Chiefs and Hunt Midwest Enterprises, Inc., which owns Hunt Midwest Mining, a limestone rock mining company, and Hunt Midwest Real Estate Development Company, an underground and surface real estate development firm in the Kansas City International Foreign-Trade Zone, he also serves as the Chairman of the NFL Employees Benefit Committee.

Actively involved within the community since arriving in Kansas City, Steadman is a tireless worker and detailed organizer in many civic and service projects. He is past Chairman, President and Campaign Chairman of the Heart of America United Way and past President of the Chamber of Commerce of Greater Kansas City. He is a past Chairman and Board Member of the Private Industry Council as well as the Full Employment Council. He serves as a director of the American Royal Association and the Starlight Theatre Association. Steadman also serves as an Advisory Trustee for Midwest Research Institute and is a past member of the Civic Council. In '88 he was honored by the Chamber of Commerce of Greater Kansas City as the "Kansas Citizen of the Year."

Steadman, who was born September 14, 1928, grew up in Warrenville, Ill., and in Dallas. He attended Baylor University and received his B.A. in Business Administration from Southern Methodist University. Steadman and his wife, Judy, reside in Mission Hills, Kansas.

## VICE CHAIRMAN OF THE BOARD



**CLARK K. HUNT**



In recent years, Clark Hunt has taken an active role in overseeing the Hunt family's long-standing interest in the Kansas City Chiefs football franchise. The 37-year-old Hunt currently serves as the club's Vice Chairman of the Board, representing the Hunt family at board and NFL meetings, as well as team management sessions. Hunt works in close concert with Founder - Lamar Hunt; President, General Manager and CEO - Carl Peterson and Chairman of the Board - Jack Steadman on all aspects of the club's operations. He also serves as a Vice President of Hunt Sports Group and the Manager of Team Kansas City

Soccer — the parent companies of the family's Major League Soccer interests — which include the 2000 MLS Champion Kansas City Wizards.

In addition to his responsibilities with the family's sports franchises, the Dallas, Texas native serves as President of Hunt Financial Group where he has been responsible for the development of a variety of investment partnerships serving a diverse clientele of institutional and individual investors. Hunt began his business career as an analyst with Goldman Sachs & Company in New York and Los Angeles.

Hunt graduated first in his class at Southern Methodist University, earning a degree in Business Administration and was a two-time recipient of the university's highest academic accolade, the Provost Award for Outstanding Scholar. During his collegiate athletic career he was a four-year letterman on the Mustangs nationally-ranked soccer squad, earned first team Academic All-America honors as a junior and senior and served as a Tri-Captain his final season.

Hunt was born on February 19, 1965 in Dallas, Texas and graduated from the St. Mark's School of Dallas in '83 and from SMU in '87. He and his wife, Tavia, have a daughter, Gracelyn, and are expecting their second child this year.

## PRESIDENT/GM/CEO



### CARL D. PETERSON



As the Chiefs enter the 2002 campaign — the club's 40th Anniversary Season in Kansas City — no individual is more qualified, more prepared or more enthusiastic about leading Kansas City's NFL franchise into the challenges of today's pro football landscape than team President, General Manager and Chief Executive Officer, Carl Peterson.

Peterson, who enters his 14th season as the Kansas City Chiefs top executive in 2002, unquestionably serves as the driving force of the organization and is regarded as the person most responsible for the club's return to prominence both on and off the field during the past 13 years.

On January 12th of 2001, Peterson made perhaps his boldest move to date as Kansas City's President, General Manager and CEO, luring Dick Vermeil — who guided the '99 St. Louis Rams to a victory in Super Bowl XXXIV — out of retirement to guide the Chiefs on-field fortunes, marking the first time Kansas City has boasted a Super Bowl champion head coach since the days of Hank Stram.

For the third time in his football career, Peterson has joined forces with Vermeil and current Chiefs Vice President of Football Operations/Player Personnel, Lynn Stiles to form a true gridiron trinity. Peterson, Vermeil and Stiles were all together for UCLA's '76 Rose Bowl Championship, as well as the Philadelphia Eagles berth in Super Bowl XV in January of '81.

At UCLA from '74-75, Peterson served as receivers coach and administrative assistant to the head coach, working with Vermeil. When Vermeil was named head coach of the Philadelphia Eagles in '76, Peterson served as the club's receivers and tight ends coach, as well as the administrative assistant to the head coach, and then served as Director of Player Personnel from '77-82.

"When Lamar Hunt and his family gave me an opportunity to run this franchise, there was only one person on my mind that I wanted to be head coach of the Kansas City Chiefs . . . Dick Vermeil," Peterson observed. "I've had one goal since I came here and I know that Dick now shares that goal with me. That goal is to hand the trophy that bears Lamar Hunt's name (AFC Championship trophy) to him at the conclusion of the season. I think we have the right man to accomplish that goal."

In addition to the acquisition of Vermeil — just one of four head coaches in NFL history to guide two different teams to the Super Bowl — Peterson is also the man who brought highly-productive free agent WR Johnnie Morton to Kansas City in 2002 and negotiated the trade which brought seven-time Pro Bowl T Willie Roaf to the squad this year. But unquestionably, Peterson's best player personnel acquisition during the brief Vermeil coaching era was 2001 unrestricted free agent signee RB Priest Holmes — the NFL leader in both rushing yardage and total yards from scrimmage last season — who enjoyed one of the finest individual single-season performances in the illustrious history of the Chiefs franchise.

Making major changes to an organization is never easy, but Peterson has a history of guiding the Chiefs in the right direction. Since coming to Mid-America in late December of '88, he has not only transformed the Chiefs into a model NFL organization, but has also built the Kansas City franchise into one of pro sport's finest and most respected entities. When Peterson took over the Chiefs, the franchise had been struggling, on the field and off, and was without any kind of national presence. Simply put, the club's reversal of fortunes under Peterson since that time have been dramatic.

Under his continued guidance, the club maintains one of the most loyal national fan followings and strongest season ticket bases of any professional sports team. Boasting individual season-ticket accounts from an astonishing 44 different states and the District of Columbia, the Chiefs once again built upon their long-standing reputation for supremacy in the area of season-ticket renewals, as 97.0 percent of the club's 73,000 season tickets were renewed for 2002. Last year Hunt and Peterson upped the club's self-imposed season-ticket cap to 73,000 seats, a move that has allowed many individuals who had been on the Chiefs lengthy waiting list for the past nine years to purchase season tickets for the first time.

Despite his many accomplishments in steering the overall fortunes of the franchise, at his essence, Peterson still remains a quintessential football man. During the decade of the '90s, few teams could match the level of success exhibited on the playing field by the Chiefs. From '90-99, Kansas City posted a stellar 102-58 (.638) record, making Kansas City just one of seven teams in NFL history to record 100 or more wins over the course of a single decade. Even more impressive was the fact that Chiefs Founder Lamar Hunt and Peterson became just the fourth Owner/General Manager tandem to preside over a team for all 10 years of a 100-win decade.

Peterson obtained another rare distinction during the 2000 campaign by getting his 200th career regular season win of his 21-year tenure as a professional football executive with the NFL's Chiefs and Eagles, as well as the USFL's Stars. That 200th victory also marked the 600th regular season contest in the storied history of the Chiefs franchise.

Dating back to '77 when he first served as the Director of Player Personnel for the Eagles, teams whose personnel operations have been overseen by Peterson have produced a 211-127-2 (.624) mark. During that 20-season span — which also includes tenures as the top executive for the Chiefs and USFL's Stars — his teams have produced 17 winning records and made the playoffs on 14 occasions.

During the '90s, Kansas City finished first or second in the AFC West nine times, made seven playoff appearances, won three AFC West titles and reached the only AFC Championship Game in team history. But one of the proudest achievements during his tenure has been the re-establishment of the unparalleled fan support the club currently enjoys in Kansas City.

Under Peterson's leadership, few teams enjoy a more impressive homefield advantage than the one boasted by the Chiefs at Arrowhead. Dating back to the start of the '95 season, Denver is the AFC only club that has a better home record than the 40-16 (.714) ledger produced by Kansas City at Arrowhead. From '90-00, Kansas City has posted an AFC-best 68-20 (.772) regular season record at their raucous home, a mark matched only by San Francisco, which also had an identical 68-20 record over that span.

Regarded as having one of the best and loudest gameday atmospheres in the entire league, the Chiefs have sold out 92 consecutive contests at Arrowhead — including four postseason games — and can run that total to 100 by selling out all eight of their regular season home contests in 2002. Despite operating in the league's fifth-smallest market, the Chiefs consistently fill the NFL's third-largest stadium. In 2001, Kansas City enjoyed a regular season paid home attendance of 617,488, pacing the entire NFL in that category in six of the last eight years. In addition, over one million fans witnessed the Chiefs compete in regular season action at home and on the road for the 12th consecutive season.

"My administrative philosophy is very simple," Peterson explained. "Hire the most talented, most creative, most innovative people possible. Give them a goal and all the support possible. Then get out of the way and let them do what they do best. Overall, my job is to create an environment that is conducive to allowing individual *and* collective excellence to emerge."

Under Peterson's leadership the past 13 years, the Chiefs have evolved into a habitually successful franchise. Dating back to his first season with the club in '89, the Chiefs own a 123-84-1 record, good for a .594 winning percentage. And during the decade of the '90s, only San Francisco 113-47 (.706) and Buffalo 103-57 (.644) could top the 102-58 (.638) mark established by Kansas City.

Over that 10-year span from '90-99, the Chiefs won three AFC West titles ('93, '95 and '97). In '93 the Chiefs captured their first AFC Western Division title since '71 and made their first-ever AFC Championship Game appearance. In both '95 and '97, the Chiefs put together league-best 13-3 records and went undefeated at home. Since the start of the '90 season, Kansas City has won more division contests than any other NFL team, producing a 60-28 (.682) ledger, a figure which ranks as the best intradivision winning percentage in the entire NFL during that timeframe.

The team's national popularity has grown tremendously over the past 13 years; Kansas City has been among the NFL leaders in merchandise sales, national-television appearances (60 times, including 20 on ABC's Monday Night Football, the past 10 years) and international game representation ('94 American Bowl vs. Minnesota in Tokyo, Japan; '96 American Bowl vs. Dallas in Monterrey, Mexico and '98 American Bowl vs. Green Bay in Tokyo, Japan).

"Under Carl's leadership, the Chiefs have achieved a high level of respect as one of the leaders in the NFL," commented Chiefs Founder Lamar Hunt. "This respect has been measured in several principle areas, including development and guidance of a quality organization in every phase - front office, scouting, coaching and team."

The team's football and administrative successes have not gone unnoticed around the league. Several of the team's top coaches and administrators have received promotions to other NFL clubs. Headlining that list of Peterson proteges is former Chiefs Vice President of Player Personnel Terry Bradway, who was named General Manager of the N.Y. Jets in 2001. Bradway spent eight years with Kansas City ('93-00) and also served three years with Peterson ('83-85) in the USFL.

In addition, three former Chiefs staff members are Vice Presidents with other teams (Mark Hatley - Green Bay; Phil Thomas - St. Louis and Phil Youtsey - Carolina), while three former Kansas City assistants who currently serve as NFL head coaches with other clubs (Bill Cowher - Pittsburgh; Tony Dungy - Indianapolis and Herman Edwards - N.Y. Jets). "The greatest form of flattery (and respect) is when other teams come after our people," Peterson remarked.

Whether on the field, on the sidelines, or in the front office, the area where Peterson has always truly excelled in is unearthing talent. He and the player personnel department he has built in Kansas City have used the college draft, trades and the free agent market to build the Chiefs talent pool. No matter the round, Peterson and his scouting staff have discovered major contributors each year in the draft, including notable performers such as the late nine-time Pro Bowl linebacker Derrick Thomas (1st round - '89), retired 2000 Pro Bowl center Tim Grunhard (2nd round - '90), seven-time Pro Bowl guard Will Shields (3rd round - '93) and former All-Pro guard Dave Scott (7th round - '90), just to name a very few.

The club's recent drafts have yielded a plethora of starting talent for the club: WR Marvin Minnis (3rd round - 2001), DT Eric Downing (3rd - 2001), WR Sylvester Morris (1st round - 2000), CB William Bartee (2nd round - 2000) and S Greg Wesley (3rd round - 2000). Peterson's recent first-round resume is also impressive. In addition to Morris, that list also includes T John Tait ('99), three-time Pro Bowl TE

Tony Gonzalez ('97) and five-year starting free safety Jerome Woods ('96). After orchestrating the draft day trade to move up to select Gonzalez in '97, this year Peterson consummated a deal to jump ahead two positions in the first round to tab DT Ryan Sims, a move which will hopefully pay similar dividends.

In '93, it was Peterson who consummated the trade with the 49ers that brought Hall of Fame quarterback Joe Montana to Kansas City. The same year he acquired Montana, Peterson also made one of the best acquisitions in the history of unrestricted free agency, signing another future Hall of Famer, running back Marcus Allen. Over the years, Peterson's free agent acquisitions have been many, including the Chiefs past seven Most Valuable Players, a list which includes current Kansas City performers RB Priest Holmes (2001) and LB Marcus Patton ('99). In addition, Peterson continues to explore crafty trade opportunities, such as the ones which landed seven-time Pro Bowl T Willie Roaf in 2002, QB Trent Green in 2001 and K Pete Stoyanovich in '96.

In total, the Chiefs have produced 49 Pro Bowlers during Peterson's 13-year tenure with the club, 16 more than the club tallied in the 13 years prior to his arrival. Peterson first displayed his knack for discovering and developing young players long before he came to Kansas City, though. His reputation as one of football's top executives began in '77 as Director of Player Personnel of the Eagles, assisting Vermeil and the club to four consecutive playoff appearances and a berth in Super Bowl XV.

After his rapid success in the NFL personnel ranks, Peterson was the man selected to build the Philadelphia Stars when the United States Football League was launched in July of '82. As the franchise's President and General Manager, he proceeded to assemble the most successful team in the league's three-year existence, capturing the USFL title the final two seasons. The Stars 48-13-1 overall record during regular (41-12-1) and postseason play (7-1) was easily the finest of any USFL club. His efforts were rewarded in '83 and '84, when he was named *The Sporting News*' "USFL Executive of the Year."

A '66 graduate of UCLA, Peterson began his coaching career as an assistant at two Southern California high schools, Wilson High in '66 and Loyola High in '67-68. He entered the collegiate ranks at Cal-State at Sonoma in '69, then was named head coach in '70. He returned to his alma mater in '72, where he served as the Bruins receivers coach under Pepper Rodgers for two years, then remained on the staff as receivers coach and administrative assistant to Vermeil when he became the school's head coach in '74. Following UCLA's Rose Bowl championship in '76, Peterson accompanied Vermeil to the Philadelphia Eagles.

Peterson serves on the National Boards for the Maxwell Football Club and Pop Warner Little Scholars Organization. He serves as the Chairman of the Board of Trustees for Pop Warner and is a member of the International World President's Organization. He also serves on the Board of The Third and Long Foundation, which was founded by the late Derrick Thomas. The Greater Kansas City Sports Commission presented Peterson with the '98 Special Achievement Award for Professional Athletics. Other honors Peterson have received include the 2002 Pop Warner Award for Excellence in Athletics, the 2001 Pro Football Executive Award, presented by the All-American Football Foundation and the '98 Reds Bagwell Award for Outstanding Contributions to the Game of Football. Peterson also serves on the following NFL's Committees: College and Pro Relations, NFL Europe League Working Executives and the NFL Youth Football Funding Board. Spearheaded by the efforts and example of Peterson and his wife, Lori, the Chiefs organization (players, coaches and front office staff) has raised a net of \$6.63 million for local charities since '98.

Peterson grew up in Long Beach, California, and attended both the U.S. Military Academy at West Point and UCLA. He earned his Bachelor of Science degree in Kinesiology from UCLA in '66, a Master's Degree in Kinesiology in '67 and later earned a Doctorate in Administration in Higher Education at UCLA in '70. He is married to the former Lori K. Larson of Kansas City, who is a senior associate with H.O.K. Sports Architects. The Petersons make their home in the historic Country Club Plaza district of Kansas City, Missouri. Carl has one daughter Dawn Peterson Curlewis, who lives in Edinburgh with her Scottish-born husband, Graham.



**GEORGEANN HENRY**  
EXECUTIVE SECRETARY  
CARL PETERSON



**CAROL MODEAN**  
EXECUTIVE SECRETARY  
DENNIS WATLEY



**NADINE STEFFEN**  
EXECUTIVE SECRETARY  
DENNIS THUM



**KARLA WILCOX**  
EXECUTIVE SECRETARY  
JACK STEADMAN

## PETERSON'S PRO FOOTBALL FORTUNES

Year	Team	REGULAR SEASON				Division Finish	PLAYOFFS	
		W	L	T	Pct.		W	L
1977	Philadelphia Eagles	5	9	0	.357	T4th NFC East	--	--
1978	Philadelphia Eagles	9	7	0	.563	T1st NFC East	0	1
1979	Philadelphia Eagles	11	5	0	.688	T1st NFC East	2	1
1980	Philadelphia Eagles	12	4	0	.750	1st East	2	1
1981	Philadelphia Eagles	10	6	0	.625	2nd NFC East	0	1
1983	Phil. Stars (USFL)	15	3	0	.833	1st Atlantic	1	1
1984	Phil. Stars (USFL)	16	2	0	.889	1st Atlantic	3	0
1985	Baltimore Stars (USFL)	10	7	1	.531	4th East Conf.	3	0
1989	Kansas City Chiefs	8	7	1	.531	2nd AFC West	--	--
1990	Kansas City Chiefs	11	5	0	.688	2nd AFC West	0	1
1991	Kansas City Chiefs	10	6	0	.625	2nd AFC West	1	1
1992	Kansas City Chiefs	10	6	0	.625	2nd AFC West	0	1
1993	Kansas City Chiefs	11	5	0	.688	1st AFC West	2	1
1994	Kansas City Chiefs	9	7	0	.563	2nd AFC West	0	1
1995	Kansas City Chiefs	13	3	0	.813	1st AFC West	0	1
1996	Kansas City Chiefs	9	7	0	.563	2nd AFC West	--	--
1997	Kansas City Chiefs	13	3	0	.813	1st AFC West	0	1
1998	Kansas City Chiefs	7	9	0	.438	4th AFC West	--	--
1999	Kansas City Chiefs	9	7	0	.563	2nd AFC West	--	--
2000	Kansas City Chiefs	7	9	0	.438	3rd AFC West	--	--
2001	Kansas City Chiefs	6	10	0	.375	4th AFC West	--	--
<b>Pro Totals (20 years)</b>		<b>211</b>	<b>127</b>	<b>2</b>	<b>.624</b>		<b>14</b>	<b>12</b>

*Note: Includes all of Peterson's years as a pro football executive in the NFL and USFL.*



OPENING THIS FALL  
**DERRICK  
THOMAS  
ACADEMY!**

### DERRICK THOMAS ACADEMY



On June 3, 2001, the Derrick Thomas Academy, a tuition-free public charter school, was launched in downtown Kansas City at 201 East Armour Plaza. The academy is the first-ever public elementary charter school named in honor of an NFL hero. Opening its doors in September 2002 to approximately 100 students, DTA will expand to include the sixth through eighth grades over the next three years. "As much as anything Derrick did on the football field, it was his contributions off it that stamps his time here on Earth," observed Chiefs President Carl Peterson of Thomas. "He was committed to helping others. At the time of his death, I stated that something good would come of this because a good man left us. This good, perhaps, can be a school that holds his name and continues his commitment to service to his community."



#### NFL RECORD BOOK MOST SACKS, GAME



1. 7.0 Derrick Thomas vs. Seattle . 11/11/90
2. 6.0 Fred Dean vs. New Orleans . . 11/13/83
- Derrick Thomas vs. Oakland . . 9/6/98**
- 4 5.5 William Gay vs. Tampa Bay . . . . 9/4/83
5. 5.0 By five players



#### NFL RECORD BOOK MOST SACKS, 1990-99



1. Derrick Thomas . . . . . 116.5
2. Kevin Greene . . . . . 113.5
- Bruce Smith . . . . . 113.5
4. Reggie White . . . . . 111.5
5. Chris Doleman . . . . . 107.5

## ADMINISTRATION



### DENNIS THUM

#### EXECUTIVE VICE PRESIDENT/ ASSISTANT GENERAL MANAGER

Dennis Thum, who has played a major role in the Kansas City Chiefs front office the past 29 years, has been the club's Assistant General Manager since '89. In February of '96, he added the role of Executive Vice President to his Assistant GM duties. Thum assists Carl Peterson, the team's President, General Manager and Chiefs Executive Officer, in

overseeing the football side of the Chiefs operation.

"Denny Thum is the unsung hero of this organization," noted Peterson. "Without Denny, there are many things we would not have been able to accomplish. He's invaluable to me."

The 50-year-old Thum is heavily involved in the preparation of the entire football budget, is active in the negotiations of all player contracts, monitors the salary cap, and services the coaching staff, player personnel staff, trainers, as well as the club's equipment and video staffs. He is also in charge of all training camp operations and coordinates the team's travel. In a '97 *USA Today* story, Thum was named one of the NFL's top 11 salary cap managers in a poll of league administrators.

Thum held the position of Assistant to the General Manager from '84 to '88, and was promoted to his current position shortly after Peterson's arrival in Kansas City 13 years ago. He served as the club's Director of Accounting in '83 and Chief Accountant in '82. The St. Louis, Missouri native joined the Chiefs as a staff accountant in '74, the same year he graduated from Rockhurst College in Kansas City. Born November 14, 1951, Denny and his wife, Carmen, live in Kansas City, Missouri, with their two daughters, Megan and Lindsay.



### LYNN STILES

#### VICE PRESIDENT OF FOOTBALL OPERATIONS/PLAYER PERSONNEL

Lynn Stiles rejoined the Chiefs football family on February 29, 2000 when he was named the club's Vice President of Football Operations. On June 7, 2001 he was promoted by Chiefs President Carl Peterson to the post of Vice President of Football Operations/Player Personnel. Stiles previously served as Kansas City's Vice President of Player Personnel from '92-96.

Stiles returned to the Chiefs organization in 2000 after spending the three previous seasons ('97-99) in St. Louis as that club's Vice President of Football Operations. In St. Louis he played a key role in helping current Chiefs Head Coach Dick Vermeil and the Rams produce a win in Super Bowl XXXIV in '99. He also coached the Rams tight ends in '98-99.

In his operating role with the Chiefs, Stiles oversees all aspects of the Chiefs player personnel department, including both the team's college and pro scouting efforts. In addition, he also works closely with Lamonte Winston and Kansas City's player development department, which he played an integral role in establishing during his initial tenure with the team. Stiles was also instrumental in the formation of a player development program in St. Louis, working with Kevin Warren. He will also continue his work as Vice President of Football Operations, managing various day-to-day football management issues.

Stiles is reunited in Kansas City with Peterson and Vermeil for the third time in his career. The longstanding relationship between this gridiron trinity dates back to UCLA in the '70s. Peterson served as the Bruins receivers coach and administrative assistant from '72-73 under Pepper Rodgers before serving in that same role under Vermeil from '74-75, while Stiles was assistant head coach and defensive coordinator for the Bruins from '70-75. In '75, that trio helped lead the Bruins to a 9-2-1 record, the team's first-ever Pac 8 championship. That season culminated with UCLA's first Rose Bowl appearance in 10 seasons as the Bruins defeated #1 ranked Ohio State.

In '79, Stiles joined forces with Vermeil and Peterson for the second time, this time with the NFL's Philadelphia Eagles. Stiles served as the Eagles tight ends coach and special teams coordinator, while



Vermeil was Head Coach and Peterson served as the Eagles Director of Player Personnel. Philadelphia produced a franchise-best 12-4 record in '80 as the Eagles claimed the NFC Championship and advanced to Super Bowl XV.

Entering his 23rd NFL season in 2002, the 60-year-old Stiles has been a member of four Super Bowl teams, including that Super Bowl XV berth with the '80 Eagles. Stiles earned championship rings from three of those Super Bowl appearances (XXIII and XXIV with San Francisco, XXXIV with St. Louis). In total, Stiles has been associated with teams which made six conference championship game appearances and have appeared in 24 overall playoff games.

When Peterson departed to head the USFL's Philadelphia Stars in '82, Stiles became the Eagles Director of Player Personnel from '82-86. During that span Philadelphia acquired Pro Bowl performers such as Reggie White, Randall Cunningham, Seth Joyner, Clyde Simmons and Keith Byars. The Kermit, Texas native then joined Bill Walsh's coaching staff with the San Francisco 49ers as that club's special teams coach in '87. The next season, the 49ers claimed a 20-16 win over Cincinnati in Super Bowl XXIII. In '89, Stiles was promoted to special teams coordinator and tight ends coach by head coach George Seifert as San Francisco went 14-2 and produced a 55-10 victory over Denver in Super Bowl XXIV. He also served as the team's assistant offensive line coach in '91 before originally joining the Chiefs in '92.

From '76-78, Stiles served as head coach at San José State where his squads won two league championships. During his first season with the Spartans, he oversaw the development of QB Steve DeBerg, who was named the Pacific Coast Athletic Conference MVP in his only year of major college football. A two-time All-Nevada selection as a prep player at Reno High School, Stiles enjoyed a stellar collegiate career at the University of Utah playing guard and linebacker, earning All-Academic and All-Conference honors, in addition to a berth in the All-American bowl after his senior season in '62. He embarked on his coaching career at his alma mater in '63 when his roommate was Seifert. Stiles also served as an assistant at Iowa from '64-69 before joining the staff at UCLA in '70.

Stiles and his wife, Margene reside in Leawood, Kansas. They have four children - daughters Staci and Tiffany and sons Shon and Blake, in addition to two grandchildren.



## **DENNIS WATLEY**

### **SENIOR VICE PRESIDENT**



Dennis Watley, now in his 13th year with the Chiefs, was promoted to the post of Senior Vice President in March of '99 after serving three years as the club's Vice President of Administration. Watley oversees the team's sales, marketing, advertising, promotions, data processing, development and stadium operations of the Chiefs and the Kansas City Wizards soccer team.

He joined the club in '90 as Director of Sales and Marketing and was promoted to Vice President of Marketing in '95 and Vice President of Administration in '96. Under Watley's direction, the Chiefs have become a model for all pro sports franchises in virtually every area. Ideas originating in Kansas City in the '90s have become standard operating procedure for many teams in the NFL.

Kansas City has become a consistent AFC attendance leader and has led the entire NFL in home attendance six of the past eight seasons. Last year, the Chiefs extended their string of consecutive regular season and playoff sellouts at Arrowhead Stadium to 92 games. Watley has also been instrumental in developing the club's VIP tent and corporate hospitality areas, including the Pavilion at Arrowhead and the Wolfpack Club, which both opened in 2000.

Over the past 12 seasons, the Chiefs have emerged as one of the best-run franchises in sports, and NFL Commissioner Paul Tagliabue has stated that the Chiefs game production and overall football atmosphere is "the best in the NFL." Watley has also been the driving force in bringing special events to Arrowhead, including the Big 12 Football Championship Game, the Eddie Robinson College Football Classic, as well as numerous prestigious soccer events and concerts.

For 16 years prior to joining the Chiefs, the 54-year-old Watley was employed by National Steel Service Centers, a one-billion-dollar metals distribution company serving eight states in the Midwest. He left National Steel in 1985 as President of the Midwest Division and joined D.W. Newcomer's Sons in Kansas City. A native of Kansas City, Missouri, Watley attended William Jewell College on an athletic scholarship, majoring in Business and Marketing, with additional studies in Iowa and Houston, Texas. Dennis and his wife, Carolyn, have four children - Shelby, Lori, Matt and Ellen. The Watleys reside in Lee's Summit, Missouri.

## HEAD COACH

### DICK VERMEIL



A new crusade was officially initiated on January 12, 2001 when Chiefs President Carl Peterson named Dick Vermeil as the ninth head coach in the illustrious 43-year history of the Chiefs football franchise. The 2002 season marks the second year of the Vermeil era in Kansas City as this highly-respected coach continues his quest to return the Chiefs to their winning ways.

Vermeil came to Kansas City in 2001 when a deal was consummated to end his one-year coaching hiatus after his victory in Super Bowl XXXIV with the St. Louis Rams. Peterson and the Chiefs head coach were finally reunited in Kansas City, bringing full-circle a working relationship which dates back some 28 years. While some questioned why Vermeil would come out of retirement for a second time, in the eyes of this championship-winning coach, the motivation was crystal clear.

"Personal relationships are motivating to me," Vermeil said upon accepting his third NFL head coaching post. "And that was truly the case in this situation. I really feel this was sort of inevitable. Sooner or later, it was probably going to happen that Carl and I would be back together again, rejoined to initiate a new crusade. Every time we've done it, we've been successful."

Successful, indeed.

If history repeats itself for Peterson and Vermeil in Kansas City, Chiefs fans everywhere could enjoy the results of this latest "crusade." In their two previous "crusades," Peterson and Vermeil unquestionably forged a winning combination. While the teams, the duos and the uniforms have changed, the commitment and trust shared by this dynamic football duo has never wavered. Whether it was upsetting #1 ranked Ohio State 23-10 in the Rose Bowl following the '75 college season or resurrecting a long-dormant Philadelphia Eagles franchise to claim the '80 NFC Championship and a berth in Super Bowl XV, Peterson and Vermeil's gridiron triumphs have been well-documented.

That strong personal bond and history of past successes easily explains why Vermeil was Peterson's top choice for the Chiefs head coaching job, not only in 2001, but dating back to '89 when Peterson originally came to Kansas City to steer the franchise's fortunes.

"When I came to the Chiefs over 12 years ago, there was only one individual I wanted to hire as the head coach of the Kansas City Chiefs, Dick Vermeil," Peterson observed upon hiring Vermeil. "So it is with a great deal of pleasure that after 12 years I have finally been able to accomplish what I set out to do at that time. I'm not concerned about my bias — and I am biased — but I firmly believe that Dick Vermeil is the premier football coach in the entire National Football League."

Revered is perhaps not too strong a term to describe the level of esteem Vermeil has earned, not only from the likes of NFL executives such as Peterson, but also from his peers in the coaching profession. Unquestionably one of the finest innovators and motivators the game has ever known, Vermeil's one-of-a-kind style has truly stood the test of time. Whether it was coaching championship football and swimming teams as a young high school coach in California, re-establishing UCLA as a national football powerhouse during his collegiate days, or reaching the highest echelon of the pro football profession by coaching a club to a Super Bowl championship, there's been virtually no challenge Vermeil hasn't stepped up to during his illustrious career.

In 2001, Vermeil tackled the task of injecting his competitive fire into the Chiefs and returning the franchise to the success to which it has grown accustomed. The club quickly embraced its new field general a year ago and by season's end the results began to show as Kansas City claimed victories in three of its final four games. The 6-10 record compiled by the 2001 Chiefs was Vermeil's best in his first season leading a new NFL program. His '76 Eagles went 4-10 and his '97 Rams went 5-11; a pair of teams he would later lead to Super Bowl berths. Entering the 2002 campaign, Vermeil owns 82 regular season victories, a figure topped by only four other active coaches - Atlanta's Dan Reeves (178), San Diego's Marty Schottenheimer (153), Pittsburgh's Bill Cowher (99) and Seattle's Mike Holmgren (99).

The national respect for Vermeil truly transcends football. In fact, it eclipses the sports world entirely. In addition to his impressive litany of accomplishments as a coach, he has served as a widely-acclaimed broadcaster and has long been a highly-coveted motivational speaker. Whether it means delivering an important pregame speech to an NFL locker room, providing color commentary to a national television audience or inspiring employees of America's most prestigious Fortune 500 companies, Vermeil has filled the bill with precision, wit and a reverberating passion.

It is precisely that passion, particularly his passion for coaching the NFL's finest athletes which Vermeil pinpointed as perhaps the biggest purpose behind his return to the coaching ranks with Kansas City. Yet even though he is just one of 20 NFL head coaches ever to claim a Super Bowl ring

— joining Hank Stram as the only other Chiefs head coach to own that distinction — Vermeil approaches his present challenge with little bravado, much humility and a great appreciation of the individuals who fight in the trenches each and every day - his players and coaching staff.

"I have my number one obligation defined," Vermeil commented. "That is to provide talented, talented athletes to a very talented coaching staff in the frame of mind to be coached. And if they don't want to be coached and if they don't want to be worked, they probably won't stay here.

"My number two objective will be to build an environment within this building that makes it exciting for everybody to come to work and feel important and be a part of it. I'm not the most important person. To me, the most important people are your players and your coaching staff, your assistant coaches. They have their hands on the product — the players — each and every day."

In 2002, Vermeil continues his quest to become the only head coach in NFL history to lead three separate teams to the Super Bowl. He is currently just one of four coaches in NFL history to lead two different teams to the "Big Game," joining the illustrious likes of Bill Parcells (Giants and Patriots), Dan Reeves (Broncos and Falcons) and Don Shula (Colts and Dolphins). Vermeil was granted entry into that elite group after leading St. Louis to a win in Super Bowl XXXIV following the '99 season. He also guided Philadelphia to an appearance in Super Bowl XV at the conclusion of the '80 season. Vermeil is also just one of five active NFL head coaches (Bill Belichick - New England, Brian Billick - Baltimore, Mike Shanahan - Denver, and Mike Holmgren - Seattle) who have guided a club to a Super Bowl victory.

The Northern California native returned to the NFL in 2001 after announcing his retirement from the St. Louis Rams on February 1, 2000. During his one-year hiatus from the coaching profession, Vermeil's schedule would indicate "retirement" was the furthest thing from his mind. In the over 11 months spanning his departure from the Rams and his arrival in Kansas City, he was honored at no less than 16 award banquets. In addition, he orated at 60 separate speaking engagements and appeared at 33 different charity functions.

Nineteen years after winning the NFL Coach of the Year honor for the initial time with the '80 Philadelphia Eagles, Vermeil was once again honored as the NFL's Coach of the Year following the '99 season with St. Louis. Not surprisingly, Vermeil was a hot commodity on the banquet circuit following St. Louis' Super Bowl victory, receiving other "Coach of the Year" honors from virtually every major event in the country, including Kansas City's own "101 Banquet", as well as the Maxwell Club, the ESPYs, the Columbus Touchdown Club, the Victor Awards and the NFL Alumni Association. Vermeil was also a consensus "Coach of the Year" pick among pro football publications in '99, including *Sports Illustrated*, *The Sporting News*, *Pro Football Weekly*, *USA Today*, *Football News*, *Football Digest*, as well as *College and Pro Football Newsweekly*.

That plethora of well-deserved accolades came following a remarkable '99 campaign with the Rams which culminated with a thrilling 23-16 victory vs. Tennessee in Super Bowl XXXIV on January 30th of 2000. Vermeil's '99 Rams produced a 13-3 regular season record, winning those 13 contests by an average margin of 22.9 points per game. In 11 of those games, the Rams topped the 30-point barrier. St. Louis contained its opponents to 21 points or less in all 13 of their wins as Vermeil guided the Rams to their first-ever Super Bowl victory and their first appearance in the NFL's title game since the club lost to Pittsburgh in Super Bowl XIV following the '79 season.

Despite losing current Kansas City signal-caller Trent Green to a season-ending injury in the preseason, an unheralded former Arena League and NFL Europe quarterback named Kurt Warner emerged to lead St. Louis to the NFL's promised land. Warner enjoyed one of the most prolific seasons in NFL history in '99, completing 325 of 499 passes for 4,353 yards with 41 touchdowns and just 13 interceptions, good for a remarkable 109.2 passer rating. While Vermeil was unquestionably the season's most decorated coach, Warner was the league's most honored player, taking home both the NFL Most Valuable Player and Super Bowl MVP trophies.

After taking a 14-year sabbatical from the coaching profession from '83-96, Vermeil returned to the league as President of Football Operations and head coach of the St. Louis Rams on January 22, 1997. Vermeil took over a St. Louis team which had suffered seven consecutive losing seasons and hadn't been to the postseason since '88. In just his third season as head coach of that club in '99, he guided the Rams to a franchise-best regular season 13-3 record and the lone Super Bowl victory in that team's history.

In '76, Vermeil inherited a Philadelphia squad which had not produced a winning season since '66. In just his third season with the club in '78, he landed the Eagles in the playoffs for the first time since '61, earning NFC Coach of the Year for his efforts. After leading Philadelphia to a franchise-best 12-4 record in '80 and taking the team on a trip to Super Bowl XV, he was named NFL Coach of the Year for the first time, a feat he later repeated with the Rams.

Vermeil enters his 12th season as an NFL head coach in 2002, after producing an 82-83 regular season record in his 11 previous campaigns. He went 22-26 with the St. Louis Rams ('97-99), posted a 54-47 record with the Eagles ('76-82) and produced a 6-10 slate in his initial season with the Chiefs (2001). He boasts a 6-4 career postseason record, including a perfect 3-0 mark during the '99 campaign with the Rams giving him an overall NFL record of 88-87 (.503). In total, Vermeil will embark on his 16th season as an NFL coach after originally entering the league with the L.A. Rams in '69.

In addition to being reunited with Peterson — as well as a host of former Rams players and coaches in Kansas City — Vermeil also joined forces with another longtime associate, Chiefs Vice President of Football Operations/Player Personnel Lynn Stiles in 2001. The relationship shared by the football trinity

of Peterson, Vermeil and Stiles dates back to '74 when Vermeil was named the head coach at UCLA. Peterson served as receivers coach and an administrative assistant, while Stiles served as assistant head coach and defensive coordinator.

In '76, Vermeil was named head coach of the Philadelphia Eagles, while Peterson served as the club's receivers, tight ends coach and administrative assistant to the head coach. In '77, Peterson was named Philadelphia's Director of Player Personnel and became the man chiefly responsible for the acquisition of talent for Vermeil. Just one year later in '78 the duo of Peterson and Vermeil helped lead the Eagles to their first playoff appearance in 18 seasons and landed the club in the Super Bowl in '80.

In six seasons together with the Eagles from '76-81, Peterson and Vermeil combined to engineer four playoff appearances. Stiles rejoined the trio in '79 as the Eagles tight ends coach and special teams coordinator. The highlight of that four-year playoff run came just one year later when Philadelphia claimed its first division title since the club won the NFL Championship in '60. The Eagles proceeded to win the '80 NFC Championship Game and advanced to Super Bowl XV in January of '81.

After spending seven seasons ('76-82) with Philadelphia, Vermeil retired from coaching during an emotional farewell speech on January 10, 1983. He finished his Eagles career as the second-winningest head coach in that franchise's history, compiling a 54-47 (.535) record. Only Pro Football Hall of Fame inductee Earl "Greasy" Neale produced more victories, getting 66 wins as the Eagles head coach from '41-50. In an ironic twist, Vermeil received the Earle "Greasy" Neale Trophy for his efforts with the Rams in '99, an honor bestowed annually by Philadelphia's Maxwell Club.

Vermeil didn't stray far from the gridiron when he left the Eagles, though. Shortly after departing the sidelines, he began a 14-year broadcasting career, serving as an NFL and college football analyst for CBS and ABC from '83-96. In addition to his national television work, Vermeil was a fixture at Chiefs training camp in River Falls. When he declined the opportunity to become Kansas City's head coach in '89, Peterson did convince him to provide color commentary for the Chiefs preseason television broadcasts from '89-96, working with play-by-play men Roger Twibell and Gary Bender.

Owning many distinctions during his football career, two of the most interesting include his involvement with the Rose Bowl. In addition to being the only head coach to lead his team to victories in both the Super Bowl and the Rose Bowl, he is also the only individual to coach a team in the Rose Bowl and later broadcast a Rose Bowl contest.

In addition, Vermeil owns the rare distinction of being named "Coach of the Year" on four levels: high school, junior college, NCAA Division I and the NFL. He began his coaching career at San Jose's Del Mar High School in '59 and received his initial head coaching assignment at Hillsdale High School in San Mateo, California in '60. After a one-year stint as an assistant at San Mateo College, he produced an 8-1 mark in his lone season as the head coach at Napa Junior College before entering the Division I ranks.

Vermeil began his NCAA Division I coaching tenure at Stanford from '65-68 working under head coach John Ralston. That star-studded staff included six future NFL head coaches: Vermeil (Philadelphia '76-82, St. Louis '97-99, Kansas City 2001-02); Ralston (Denver '72-76); Bill Walsh (San Francisco '79-88), Jim Mora (New Orleans '86-96, Indianapolis '98-01) and Rod Rust (New England '90), as well as longtime associate, friend and current Chiefs Director of Football Administration Mike White (Oakland '95-96).

He entered the pro ranks in '69 when he was designated as the first special teams coach in NFL history working for the L.A. Rams under Pro Football Hall of Famer George Allen. After a one-year stint on Tommy Prothro's staff as offensive coordinator at UCLA in '70, he moved with Prothro back to the Rams, where he served as offensive coordinator from '71-72. He then coached running backs and special teams for Rams head coach Chuck Knox in '73 before taking over the head coaching reigns at UCLA the following year. He compiled a 15-5-3 (.717) record in two seasons as head coach at UCLA ('74-75), including a 9-2-1 record in '75 when Vermeil led the Bruins to their first Pac 8 Championship.

During his many years in the Philadelphia area - where his family still maintains a residence - Vermeil has found the time to help many worthy causes, making an immediate impact on those around him. Numerous Philadelphia-area organizations have benefited from his involvement including: The Mary Campbell Center, The Second Mile Center and The Boy Scouts of Chester County whose golf tournament which bears Vermeil's name annually earns \$100,000 for the organization.

Born in Calistoga, California at the northern end of the world-renowned Napa Valley in the heart of wine country, Vermeil was a four-sport star at Calistoga High School and was also employed in the auto repair garage of his father, Louis Vermeil. The younger Vermeil applied that work ethic learned in "The Garage" for one season at Napa Junior College, before moving on to San Jose State. He graduated from San Jose State with degrees in physical education (B.A. '58, M.A. '59) after serving as a collegiate quarterback for the Spartans. In 2000, he was inducted into the San Jose State Hall of Fame. True to his Napa Valley roots, Vermeil is scheduled to release a vintage of his own self-proclaimed "Garage Cabernet" in the near future.

Vermeil and his wife, Carol have three children and 11 grandchildren. Their son Rick and his wife Colleen are parents of grandchildren Kelly, Rick, Michael and Megan. Their son Dave and his wife Janet are parents of grandchildren Jack, Amy and Andy. Their daughter Nancy and her husband Steve Barnett are parents of grandchildren James, Tommy, Stevie and Christopher.

The Vermeils make their home in the historic Country Club Plaza district of Kansas City, Missouri. When not in Kansas City, the entire Vermeil family enjoys spending time and working on "The Ranch," a 114-acre homestead located outside Philadelphia in rural Chester County, Pennsylvania.

## VERMEIL FAST FACTS

- Married, wife Carol with three children and 11 grandchildren.
- Entering his 29th season overall as a coach, his 16th as an NFL coach and his 12th as an NFL head coach in 2002.
- Is one of just four coaches in NFL history to lead two different teams to the Super Bowl - Bill Parcells, Dan Reeves and Don Shula are the others.
- Is one of just five active coaches to guide a team to a Super Bowl victory - Bill Belichick, Brian Billick, Mike Shanahan and Mike Holmgren are the others.
- Relationship with Chiefs President Carl Peterson and Vice President of Football Operations/Player Personnel Lynn Stiles dates back to '74 when Vermeil was the head coach at UCLA. Peterson and Stiles were both members of the Bruins coaching staff.
- During Vermeil's stint as head coach of the Eagles from '76-82, Peterson served as receivers and tight ends coach in '76 before assuming the role as Director of Player Personnel from '77-81. Stiles coached special teams for Vermeil in '76, and from '79-81 before taking over as Philadelphia's Director of Player Personnel in '82 when Peterson departed to head the USFL's Philadelphia Stars.
- Has been named "Coach of the Year" at four different levels - high school, junior college, NCAA Division I and has earned the honor twice in the NFL.
- Is the only head coach to lead teams to victories in both the Super Bowl and the Rose Bowl.
- Named NFC Coach of the Year in '78 after guiding Philadelphia to a 9-7 record and a Wild Card berth. It marked the Eagles first winning season since '66.
- Named NFL Coach of the Year in '80 after leading the Philadelphia Eagles to a franchise-best 12-4 record and a berth in Super Bowl XV.
- Nineteen years after initially winning the award, Vermeil was once again named NFL Coach of the Year in '99 after leading the St. Louis Rams to a franchise-best 13-3 record and a victory in Super Bowl XXXIV over Tennessee.
- Is the second-winningest head coach in Philadelphia Eagles history, compiling a 54-47 (.535) record with that club from '76-82. Only Pro Football Hall of Fame inductee Earl "Greasy" Neale produced more victories, getting 66 wins as the Eagles head coach from '41-50.
- Produced a 22-26 (.458) regular season record with the St. Louis Rams from '97-99 and was 3-0 in playoff action with the Rams.
- Owns a 6-4 career playoff record as an NFL head coach, going 3-0 with the Rams and 3-4 with the Eagles.
- Originally entered the NFL in '69 with the L.A. Rams and was designated as the league's first special teams coach.
- Compiled a 15-5-3 (.717) record in two seasons as head coach at UCLA ('74-75), including a 9-2-1 record in '75 when Vermeil led the Bruins to their first Pac 8 Championship. UCLA made its first Rose Bowl appearance in 10 years as the Bruins upset #1 ranked Ohio State 23-10.
- Served as an assistant coach on head coach John Ralston's staff at Stanford from '65-68 that included six future NFL head coaches: Vermeil (Philadelphia '76-82, St. Louis '97-99, Kansas City 2001); Ralston (Denver '72-76); Bill Walsh (San Francisco '79-88), Mike White (Oakland '95-96), Jim Mora (New Orleans '86-96, Indianapolis '98-present) and Rod Rust (New England '90).
- Served as the head coach of the freshman team at Stanford in '65, posting a 4-0 record.
- Produced an 8-1 (.889) record in one season as head coach at Napa Junior College in Napa, California.
- Compiled a 17-9-1 (.648) record in his first head coaching job at Hillsdale High School in San Mateo, California from '60-62.
- Served as a television analyst for NFL and college football broadcasts by CBS and ABC from '83-96.
- Served as a color analyst for Kansas City Chiefs preseason television broadcasts from '89-96, working with play-by-play men Roger Twibell and Gary Bender.
- Is the only individual to coach a team in the Rose Bowl and broadcast a Rose Bowl.
- His only regular season meeting against the Chiefs came as head coach of the St. Louis Rams in '97 when Kansas City defeated St. Louis 28-20 at the Trans World Dome.
- The Chiefs and Rams are scheduled to meet at Arrowhead in the 2002 regular season, marking his first regular season meeting with the Rams since '78.
- Has defeated the N.Y. Giants more times (13) than any other NFL team.
- Has faced every current NFL team in the regular season except Houston. Houston will travel to face the Chiefs at Arrowhead in the 2002 preseason.

### VERMEIL'S COACHING CAREER

Years	Team	Position
1959	Del Mar High School (San Jose, California)	Assistant Coach
1960-62	Hillsdale High School (San Mateo, California)	Head Coach
1963	San Mateo College	Assistant Coach
1964	Napa Junior College	Head Coach
1965-68	Stanford University	Assistant Coach
1969	L.A. Rams	Special Teams
1970	UCLA	Offensive Coordinator
1971-72	L.A. Rams	Offensive Coordinator/QBs
1973	L.A. Rams	Running Backs/Special Teams
1974-75	UCLA	Head Coach
1976-82	Philadelphia Eagles	Head Coach
1997-99	St. Louis Rams	Head Coach
2001-02	Kansas City Chiefs	Head Coach

### VERMEIL'S HEAD COACHING RECORD

Years	Team	REGULAR SEASON				POSTSEASON	
		W	L	T	Pct.	W	L
1960-62	Hillsdale High School	17	9	1	.648	--	--
1964	Napa College	8	1	0	.889	--	--
1974	UCLA	6	3	2	.636	--	--
1975	UCLA	8	2	1	.773	1	0
1976	Philadelphia	4	10	0	.286	--	--
1977	Philadelphia	5	9	0	.357	--	--
1978	Philadelphia	9	7	0	.563	0	1
1979	Philadelphia	11	5	0	.688	1	1
1980	Philadelphia	12	4	0	.750	2	1
1981	Philadelphia	10	6	0	.625	0	1
1982	Philadelphia	3	6	0	.333	--	--
1997	St. Louis	5	11	0	.313	--	--
1998	St. Louis	4	12	0	.250	--	--
1999	St. Louis	13	3	0	.813	3	0
2001	Kansas City	6	10	0	.375	--	--
<b>Totals</b>		<b>121</b>	<b>98</b>	<b>4</b>	<b>.542</b>	<b>7</b>	<b>4</b>

### 2002 KANSAS CITY CHIEFS COACHING STAFF



Front Row (Left to Right): Bob Karmelowicz, Peter Glunta, Greg Robinson, Head Coach Dick Vermeil, Mike White, Al Saunders, Mike Solari, Terry Shea.

Back Row (Left to Right): Billy Long, Joe Vitt, Jeff Hurd, Carl Hairston, Darvin Wallis, Irv Eatman, Keith Rowen, Charlie Joiner, Frank Gansz, Jr., Jason Verduzco, James Saxon.



## VERMEIL'S NFL HEAD COACHING CAREER



### 1976 – Philadelphia Eagles

(4-10)

9/12 @ Dallas . . . . .	L	7-27	10/31 @ N.Y. Giants . . . . .	W	10-0
9/19 N.Y. Giants . . . . .	W	20-7	11/7 @ St. Louis . . . . .	L	14-17
9/27 Washington . . . . .	L	17-20 OT	11/14 @ Cleveland . . . . .	L	3-24
10/3 @ Atlanta . . . . .	W	14-13	11/21 Oakland . . . . .	L	7-26
10/10 St. Louis . . . . .	L	14-33	11/28 @ Washington . . . . .	L	0-24
10/17 @ Green Bay . . . . .	L	13-28	12/5 Dallas . . . . .	L	7-26
10/24 Minnesota . . . . .	L	12-31	12/12 Seattle . . . . .	W	27-10

### 1977 – Philadelphia Eagles

(5-9)

9/18 Tampa Bay . . . . .	W	13-3	11/6 New Orleans . . . . .	W	28-7
9/25 @ L.A. Rams . . . . .	L	0-20	11/13 Washington . . . . .	L	14-17
10/2 @ Detroit . . . . .	L	13-17	11/20 @ St. Louis . . . . .	L	16-21
10/9 @ N.Y. Giants . . . . .	W	28-10	11/27 @ New England . . . . .	L	6-14
10/16 St. Louis . . . . .	L	17-21	12/4 @ Dallas . . . . .	L	14-24
10/23 Dallas . . . . .	L	10-16	12/11 N.Y. Giants . . . . .	W	17-14
10/30 @ Washington . . . . .	L	17-23	12/18 N.Y. Jets . . . . .	W	27-0

### 1978 – Philadelphia Eagles

(9-7)

9/3 L.A. Rams . . . . .	L	14-16	11/5 Green Bay . . . . .	W	10-3
9/10 @ Washington . . . . .	L	30-35	11/12 N.Y. Jets . . . . .	W	17-9
9/17 @ New Orleans . . . . .	W	24-17	11/19 @ N.Y. Giants . . . . .	W	19-17
9/24 Miami . . . . .	W	17-3	11/26 @ St. Louis . . . . .	W	14-10
10/1 @ Baltimore . . . . .	W	17-14	12/3 @ Minnesota . . . . .	L	27-28
10/8 @ New England . . . . .	L	14-24	12/10 Dallas . . . . .	L	13-31
10/15 Washington . . . . .	W	17-10	12/17 N.Y. Giants . . . . .	W	20-3
10/22 @ Dallas . . . . .	L	7-14	<b>NFC WILD CARD</b>		
10/29 St. Louis . . . . .	L	10-16	12/24 @ Atlanta . . . . .	L	13-14

### 1979 – Philadelphia Eagles

(11-5)

9/2 N.Y. Giants . . . . .	W	23-17	11/12 @ Dallas . . . . .	W	31-21
9/10 Atlanta . . . . .	L	10-14	11/18 St. Louis . . . . .	W	16-13
9/16 @ New Orleans . . . . .	W	26-14	11/25 @ Green Bay . . . . .	W	21-10
9/23 @ N.Y. Giants . . . . .	W	17-13	12/2 Detroit . . . . .	W	44-7
9/30 Pittsburgh . . . . .	W	17-14	12/8 Dallas . . . . .	L	17-24
10/7 Washington . . . . .	W	28-17	12/16 @ Houston . . . . .	W	26-20
10/14 @ St. Louis . . . . .	W	24-20	<b>NFC WILD CARD</b>		
10/21 @ Washington . . . . .	L	7-17	12/23 Chicago . . . . .	W	27-17
10/28 @ Cincinnati . . . . .	L	13-37	<b>NFC DIVISIONAL PLAYOFF</b>		
11/4 Cleveland . . . . .	L	19-24	12/29 @ Tampa Bay . . . . .	L	17-24

### 1980 – Philadelphia Eagles

(12-4)

9/7 Denver . . . . .	W	27-6	11/23 Oakland . . . . .	W	10-7
9/14 @ Minnesota . . . . .	W	42-7	11/30 @ San Diego . . . . .	L	21-22
9/22 N.Y. Giants . . . . .	W	35-3	12/7 Atlanta . . . . .	L	17-20
9/28 @ St. Louis . . . . .	L	14-24	12/14 St. Louis . . . . .	W	17-3
10/5 Washington . . . . .	W	24-14	12/21 @ Dallas . . . . .	L	27-35
10/12 @ N.Y. Giants . . . . .	W	31-16	<b>NFC DIVISIONAL PLAYOFF</b>		
10/19 Dallas . . . . .	W	17-10	1/3 Minnesota . . . . .	W	31-16
10/26 Chicago . . . . .	W	17-14	<b>NFC CHAMPIONSHIP GAME</b>		
11/2 @ Seattle . . . . .	W	27-20	1/11 Dallas . . . . .	W	20-7
11/9 @ New Orleans . . . . .	W	34-21	<b>SUPER BOWL XV (@ New Orleans)</b>		
11/16 @ Washington . . . . .	W	24-0	1/25 Oakland . . . . .	L	10-27

**1981 – Philadelphia Eagles****(10-6)**

9/6	@ N.Y. Giants	W	24-10	11/8	@ St. Louis	W	52-10
9/13	New England	W	13-3	11/15	Baltimore	W	38-13
9/17	@ Buffalo	W	20-14	11/22	N.Y. Giants	L	10-20
9/27	Washington	W	36-13	11/30	@ Miami	L	10-13
10/5	Atlanta	W	16-13	12/6	@ Washington	L	13-15
10/11	@ New Orleans	W	31-14	12/13	@ Dallas	L	10-21
10/18	@ Minnesota	L	23-35	12/20	St. Louis	W	38-0
10/25	Tampa Bay	W	20-10	<b>NFC WILD CARD</b>			
11/1	Dallas	L	14-17	12/27	N.Y. Giants	L	21-27

**1982 – Philadelphia Eagles****(3-6)**

9/12	Washington	L	34-37 OT	12/11	@ N.Y. Giants	L	7-23
9/19	@ Cleveland	W	24-21	12/19	Houston	W	35-14
11/21	Cincinnati	L	14-18	12/26	@ Dallas	W	24-20
11/28	@ Washington	L	9-13	1/2	N.Y. Giants	L	24-26
12/5	St. Louis	L	20-23				

**1987 – St. Louis Rams****(5-11)**

8/31	New Orleans	W	38-24	11/2	@ Atlanta	L	31-34
9/7	San Francisco	L	12-15	11/9	@ Green Bay	L	7-17
9/14	@ Denver	L	14-35	11/16	Atlanta	L	21-27
9/21	N.Y. Giants	W	13-3	11/23	Carolina	L	10-16
9/28	@ Oakland	L	17-35	11/30	@ Washington	W	23-20
10/12	@ San Francisco	L	10-30	12/7	@ New Orleans	W	34-27
10/19	Seattle	L	9-17	12/14	Chicago	L	10-13
10/26	Kansas City	L	20-28	12/20	@ Carolina	W	30-18

**1988 – St. Louis Rams****(4-12)**

9/6	New Orleans	L	17-24	11/8	@ Chicago	W	20-12
9/13	Minnesota	L	31-38	11/15	@ New Orleans	L	3-24
9/20	@ Buffalo	W	34-33	11/22	Carolina	L	20-24
9/27	Arizona	L	17-20	11/29	Atlanta	L	10-21
10/11	N.Y. Jets	W	30-10	12/3	@ Philadelphia	L	14-17
10/18	@ Miami	L	0-14	12/13	New England	W	32-18
10/25	San Francisco	L	10-28	12/20	@ Carolina	L	13-20
11/1	@ Atlanta	L	15-37	12/27	@ San Francisco	L	19-38

**1989 – St. Louis Rams****(13-3)**

9/12	Baltimore	W	27-10	12/5	@ Carolina	W	34-21
9/26	Atlanta	W	35-7	12/12	@ New Orleans	W	30-14
10/3	@ Cincinnati	W	38-10	12/19	N.Y. Giants	W	31-10
10/10	San Francisco	W	42-20	12/26	Chicago	W	34-12
10/17	@ Atlanta	W	41-13	1/2	@ Philadelphia	L	31-38
10/24	Cleveland	W	34-3	<b>NFC DIVISIONAL PLAYOFF</b>			
10/31	@ Tennessee	L	21-24	1/16	Minnesota	W	49-37
11/7	@ Detroit	L	27-31	<b>NFC CHAMPIONSHIP GAME</b>			
11/14	Carolina	W	35-10	1/23	Tampa Bay	W	11-6
11/21	@ San Francisco	W	23-7	<b>SUPER BOWL XXXIV (@ Atlanta)</b>			
11/28	New Orleans	W	43-12	1/30	Tennessee	W	23-16

**2001 – Kansas City Chiefs****(6-10)**

9/9	Oakland	L	24-27	11/11	@ N.Y. Jets	L	7-27
9/23	N.Y. Giants	L	3-13	11/25	Seattle	W	19-7
9/30	@ Washington	W	45-13	11/29	Philadelphia	L	10-23
10/7	@ Denver	L	6-20	12/9	@ Oakland	L	26-28
10/14	Pittsburgh	L	17-20	12/16	Denver	W	26-23 OT
10/21	@ Arizona	L	16-24	12/23	San Diego	W	20-17
10/25	Indianapolis	L	28-35	12/30	@ Jacksonville	W	30-26
11/4	@ San Diego	W	25-20	1/6	@ Seattle	L	18-21



### VERMEIL VS. THE NFL REGULAR SEASON



Team	W	L	T	Pct.	Team	W	L	T	Pct.
Arizona Cardinals	6	9	0	.400	Minnesota Vikings	1	4	0	.200
Atlanta Falcons	4	6	0	.400	New England Patriots	3	1	0	.750
Baltimore Ravens	1	0	0	1.000	New Orleans Saints	9	2	0	.818
Buffalo Bills	2	0	0	1.000	N.Y. Giants	13	4	0	.765
Carolina Panthers	3	3	0	.500	N.Y. Jets	3	1	0	.750
Chicago Bears	3	1	0	.750	Oakland Raiders	1	4	0	.200
Cincinnati Bengals	1	2	0	.333	Philadelphia Eagles	0	3	0	.000
Cleveland Browns	2	2	0	.500	Pittsburgh Steelers	1	1	0	.500
Dallas Cowboys	3	10	0	.231	St. Louis Rams	0	2	0	.000
Denver Broncos	2	2	0	.500	San Diego Chargers	2	1	0	.667
Detroit Lions	1	2	0	.333	San Francisco 49ers	2	4	0	.333
Green Bay Packers	2	2	0	.500	Seattle Seahawks	3	2	0	.600
Indianapolis Colts	2	1	0	.667	Tampa Bay Buccaneers	2	0	0	1.000
Jacksonville Jaguars	1	0	0	1.000	Tennessee Titans	2	1	0	.667
Kansas City Chiefs	0	1	0	.000	Washington Redskins	7	9	0	.438
Miami Dolphins	1	2	0	.333	<b>TOTALS</b>	<b>82</b>	<b>83</b>	<b>0</b>	<b>.497</b>



### VERMEIL VS. THE NFL PLAYOFFS



Team	W	L	Pct.	Team	W	L	Pct.
Atlanta Falcons	0	1	.000	Oakland Raiders	0	1	.000
Chicago Bears	1	0	1.000	Tampa Bay Buccaneers	1	1	.500
Dallas Cowboys	1	0	1.000	Tennessee Titans	1	0	1.000
Minnesota Vikings	2	0	1.000	<b>TOTALS</b>	<b>6</b>	<b>4</b>	<b>.600</b>
N.Y. Giants	0	1	.000				

### CHIEFS SUPER BOWL PERFORMERS

TEAM	SEASON	SUPER BOWL	DATE OF GAME	RESULT
Carl Peterson	Philadelphia 1980	XV	Jan. 25, 1981	L, 10-27
Dick Vermeil	Philadelphia 1980	XV	Jan. 25, 1981	L, 10-27
<b>Peter Givuta</b>	St. Louis 1999	XXXIV	Jan. 30, 2000	W, 23-16
<b>Carl Hairston</b>	St. Louis 1999	XXXIV	Jan. 30, 2000	W, 23-16
Charlie Joiner	Philadelphia 1980	XV	Jan. 25, 1981	L, 10-27
	Buffalo 1992	XXVII	Jan. 31, 1993	L, 24-31
	Buffalo 1993	XXVIII	Jan. 30, 1994	L, 13-30
<b>Billy Long</b>	St. Louis 1999	XXXIV	Jan. 30, 2000	W, 23-16
<b>Greg Robinson</b>	Denver 1997	XXXII	Jan. 25, 1998	W, 31-24
	Denver 1998	XXXIII	Jan. 31, 1999	W, 34-19
<b>Al Saunders</b>	St. Louis 1999	XXXIV	Jan. 30, 2000	W, 23-16
<b>Mike Solari</b>	San Francisco 1994	XXIX	Jan. 29, 1995	W, 49-26
Lynn Stiles	Philadelphia 1980	XV	Jan. 25, 1981	L, 10-27
	San Francisco 1988	XXIII	Jan. 22, 1989	W, 20-16
	San Francisco 1989	XXIV	Jan. 28, 1990	W, 55-10
	St. Louis 1999	XXXIV	Jan. 30, 2000	W, 23-16
<b>Mike White</b>	St. Louis 1999	XXXIV	Jan. 30, 2000	W, 23-16
<b>Taje Allen</b>	St. Louis 1999	XXXIV	Jan. 30, 2000	W, 23-16
Morten Andersen	Atlanta 1996	XXXIII	Jan. 31, 1999	L, 19-34
Lew Bush	San Diego 1994	XXIX	Jan. 29, 1995	L, 26-49
<b>Glenn Cadrez</b>	Denver 1997	XXXII	Jan. 25, 1998	W, 31-24
	Denver 1998	XXXIII	Jan. 31, 1999	W, 34-19
<b>Ray Crockett</b>	Denver 1997	XXXII	Jan. 25, 1998	W, 31-24
	Denver 1998	XXXIII	Jan. 31, 1999	W, 34-19
Kendall Gammon	Pittsburgh 1995	XXX	Jan. 28, 1996	L, 17-27
<b>Joe Germaine</b>	St. Louis 1999	XXXIV	Jan. 30, 2000	W, 23-16
<b>Trent Green</b>	St. Louis 1999	XXXIV	Jan. 30, 2000	W, 23-16
<b>Nate Hobgood-Chittick</b>	St. Louis 1999	XXXIV	Jan. 30, 2000	W, 23-16
<b>Priest Holmes</b>	Baltimore 2000	XXXV	Jan. 28, 2001	W, 34-7
<b>Curtis Jackson</b>	New England 2001	XXXVI	Feb. 3, 2002	W, 20-17
<b>Willie Jones</b>	St. Louis 1999	XXXIV	Jan. 30, 2000	W, 23-16
Marvyn Patton	Buffalo 1990	XXV	Jan. 27, 1991	L, 19-20
	1991	XXVI	Jan. 26, 1992	L, 24-37
	1992	XXVII	Jan. 31, 1993	L, 17-52
	1993	XXVIII	Jan. 30, 1994	L, 13-30
Reggie Stephens	N.Y. Giants 2000	XXXV	Jan. 28, 2001	L, 7-34
Dan Stryzinski	Atlanta 1998	XXXIII	Jan. 31, 1999	L, 19-34
Lyle West	N.Y. Giants 2000	XXXV	Jan. 28, 2001	L, 7-34

Super Bowl winners listed in bold.

## COACHING STAFF



### MIKE WHITE

**DIRECTOR OF FOOTBALL ADMINISTRATION**

**14TH NFL SEASON (2ND WITH CHIEFS)**



Mike White enters his 14th NFL campaign and his second season with the Chiefs as the club's Director of Football Administration in 2002. Owning 42 years of football expertise as a coach, a talent evaluator and an administrator, White oversees numerous aspects of the Chiefs day-to-day football operation, working under the direction of head coach Dick Vermeil.

White and Vermeil are united for the third time during their careers in Kansas City. From '97-99, White served as assistant head coach with St. Louis under Vermeil where the tandem was responsible for helping resurrect a franchise which had not produced a winning season since '89. The culmination of those efforts came in '99 when the Rams went 13-3 and claimed a win in Super Bowl XXXIV. Prior to their association with the Rams, the duo had previously worked together as assistant coaches for Stanford from '65-68.

Before joining the Rams, White spent seven years coaching with the Oakland Raiders ('90-96), including two seasons as that club's head coach, compiling a 15-17 record from '95-96. The Berkeley, California native began his tenure with the Raiders as the club's quarterbacks coach from '90-92 and coached the offensive line from '93-94. The Raiders reached the playoffs in three of those five seasons, including an appearance in the '91 AFC Championship Game. Prior to joining the Raiders, White worked closely with former Dallas Cowboys President Tex Schramm from '88-89 to form the World League of American Football (now NFL Europe), which has grown into a valuable developmental league for the NFL.

In total, White owns 16 years of head coaching expertise, including collegiate head coaching posts at the University of Illinois ('80-87) and the University of California ('72-77). A two-time National Coach of the Year, White compiled a 47-38-3 record and three bowl appearances in eight years with the Fighting Illini. In '81 he led Illinois to its first winning record since '74 with a 7-4 mark after inheriting a team which had recorded just one winning season in its prior 14 campaigns. He then took the school to its first bowl appearance in 18 years the following season with a berth in the Liberty Bowl. His '83 squad was among the best in Illinois history, reaching the Rose Bowl and climbing to a Number 10 final AP ranking with a 10-2 record. The school also set a Big Ten record by becoming the first team ever to defeat all nine conference opponents as White earned Coach of the Year honors following the '83 campaign.

White began his NFL coaching career with San Francisco, spending two years as offensive line coach and administrative assistant to Pro Football Hall of Fame head coach Bill Walsh from '78-79. Before joining the 49ers, White spent 20 of his 28 seasons in college football in the state of California. He spent 12 years at his alma mater of the University of California, where he served as head coach from '72-77, posting a 35-30-1 record in six seasons at the helm of the Golden Bears. In '75 he was named Coach of the Year by *The Sporting News* following an 8-3 season in which Cal won the school's first Pac 8 championship. White originally launched his coaching career at Cal as a graduate assistant in '58, was elevated to freshmen coach in '59 and was a wide receivers coach from '60-63.

He left Berkeley for rival Stanford in '64 and served as offensive coordinator for eight seasons under John Ralston. The Stanford staff at the time included such future NFL coaches as Ralston, Vermeil, Walsh, Jim Mora and Rod Rust. With White directing the offense and Heisman Trophy winner Jim Plunkett at quarterback, Stanford won consecutive Pac 8 titles and posted back-to-back Rose Bowl victories in '70 and '71.

A noted developer of quarterbacks in the collegiate ranks, White's many pupils included the likes of Plunkett and Don Bunce (Stanford); Steve Bartkowski, Vince Ferragamo, Joe Roth and Rich Campbell (California); Dave Wilson, Tony Eason, Jack Trudeau and Jeff George (Illinois).

White participated in four sports as an undergraduate at Cal. He played offensive end on the football team from '55-57 and was team captain as a senior. He also captained the rugby team while earning three letters in that sport and competed in the decathlon, hurdles and long jump for the Cal track team. In addition, White played guard on the Golden Bears basketball team under legendary coach Pete Newell.

**Coaching Career:** University of California 1958-63, 1972-77 (head coach); Stanford University 1964-71; San Francisco 49ers 1978-79; University of Illinois 1980-87 (head coach); Los Angeles/Oakland Raiders 1990-96 (head coach '95-96); St. Louis Rams 1997-99; joined Chiefs in 2001. **Education:** University of California (B.S. '58). **Born:** January 4, 1936 in Berkeley, California. **Family:** Wife - Marilyn. The Whites have three children and four grandchildren. Their daughter Carrie and her husband Scott Chantos are parents of grandchildren Hannah (9) and Noah (6). Their son Matt and his wife Julie are the parents of grandchildren Harrison (3) and Dylan (2). Their son Chris is single.



## AL SAUNDERS

**ASST. HEAD COACH/OFF. COORDINATOR**

**20TH NFL SEASON (12TH WITH CHIEFS)**



Regarded as one of the most accomplished offensive minds in all of football with experience as both a head coach and offensive coordinator, Al Saunders enters his second season as assistant head coach/offensive coordinator for the Chiefs in 2002.

Embarking on his 33rd season in the coaching ranks this year, Saunders owns 20 years of NFL coaching experience and is beginning his 12th coaching campaign with Kansas City. He previously served a 10-year stint as assistant head coach/wide receivers coach under head coach Marty Schottenheimer from '89-98. During that 10-year span, he was part of a Chiefs coaching staff which helped guide Kansas City to three AFC West titles and seven playoff berths.

In his initial season as the Chiefs offensive coordinator in 2001, Saunders' offensive unit pulled off a rare triple play. For just the second time since the AFL-NFL merger, Kansas City finished the year ranked in the NFL's top 10 in rushing, passing and total offense as the Chiefs joined the Rams and Colts as the only teams that could boast top 10 finishes in all of those categories a year ago. Kansas City ranked fifth in the NFL in total offense (354.6 yards per game) with the club's 5,673 total yards coming just 19 yards shy of the club record of 5,692 yards set in '94. The team also ranked fifth in passing offense (229.1 ypg) and sixth in rushing offense (125.5 ypg).

Thanks to a trio of Pro Bowl performers - G Will Shields, TE Tony Gonzalez and RB Priest Holmes - Kansas City ranked fourth in the NFL averaging 5.59 yards per play and finished fourth in the AFC with 64 plays which went for 20 yards or more, including 53 passes, the league's sixth-best total. Kansas City also posted 63 running plays of 10 or more yards, up from the 26 the team accumulated just a year earlier. In Saunders' offensive scheme, Holmes broke six single-season offensive records and became just the second player in team history to lead the NFL in rushing with a franchise-record 1,555 yards, while Gonzalez led all NFL tight ends with 917 receiving yards.

Prior to rejoining the Chiefs, Saunders spent two seasons with St. Louis where he coached wide receivers and also served as associate head coach in 2000. During that two-year span, Saunders helped revitalize a Rams offense which helped the club steamroll its way to a 13-3 regular season record in '99 and a 23-16 triumph over the Tennessee Titans in Super Bowl XXXIV. Owning an energetic and hands-on style, Saunders hopes to continue invigorating the Kansas City offense in much the same way he did in St. Louis.

Presiding over high-flying offenses is nothing new for this veteran coach. In 2000, Saunders was part of a St. Louis coaching staff which helped the Rams continue the offensive onslaught the club began a year earlier. The Rams scored 540 points, good for an average of 33.8 points per game, the third-highest single-season total in NFL history. The club also led the league with an NFL-record 442.2 yards of total offense per game and paced the NFL in passing offense (327.0 ypg) for the second straight season, setting another league record in the process. St. Louis amassed 7,075 yards of total offense and 5,232 passing yards, breaking the previous marks established by the '84 Miami Dolphins.

En route to their World Championship in '99, the Rams paced the NFL with 6,412 yards of total offense, good for a remarkable 400.8 ypg average. St. Louis also led the league in passing offense with 272.1 yards per game and topped the NFL in scoring by averaging 32.9 points per contest. The 526 total points amassed by the '99 squad ranked as the fourth-highest tally in NFL annals.

The St. Louis receiving corps under the direction of Saunders was responsible for a large portion of those record-setting numbers. WR Isaac Bruce made the Pro Bowl in each of his seasons working with Saunders and led the Rams in 2000 with 87 receptions, while garnering 1,471 yards and nine touchdowns. WR Torry Holt had a breakout year under Saunders' tutelage in 2000, leading the league in receiving yards (1,635) and yards per catch (19.9) while earning his first Pro Bowl appearance after grabbing 82 receptions and scoring six TDs. Holt also tied Denver's Rod Smith for the NFL lead with 30 catches of 20 or more yards while Bruce had 24.

WR Az-Zahir Hakim also made significant progress during Saunders' stay in St. Louis. After producing just 20 catches for 247 yards and one score as a rookie in '98, he quickly upped those totals to 36 receptions for 677 yards and eight TDs in his initial season under Saunders in '99. Hakim continued to flourish in 2000, grabbing 53 balls for 734 yards and four TDs.

Bruce, Holt and Hakim join a stellar list of receivers tutored by Saunders, a group that includes Pro Football Hall of Famers Charlie Joiner, Lynn Swann and Kellen Winslow. In Kansas City, Saunders was reunited with Joiner, who he coached in San Diego. Joiner later served as receivers coach on Saunders' staff with the Chargers when he became head coach and is teaming with on offense with Saunders once again in Kansas City.

Before initially joining the Chiefs in '89, Saunders served as head coach of San Diego from the midpoint of the '86 season through the '88 campaign. He guided the Chargers to an 8-7 record in '87, which was the team's first winning season in five years. Under his direction during the '87 campaign the Chargers won eight straight games, the club's longest winning streak in 26 seasons. He joined San Diego in '83 as receivers coach in what was one of the most exiting and prolific pass offenses in NFL history. Behind Hall of Fame quarterback Dan Fouts and the Chargers electrifying receiving corps coached by Saunders, San Diego set numerous team records and led the league in passing and total offense in both '83 and '85.

He began his coaching career as a graduate assistant at the University of Southern California ('70-71). He then coached receivers at Missouri ('72) before heading the offensive backfield at Utah State ('73-75). He was an assistant head coach, quarterbacks coach and offensive coordinator at the University of California from '76-81, leading an offense that set 32 national, conference, and school records. In '82, he served as the offensive coordinator and quarterbacks coach for the legendary Johnny Majors at the University of Tennessee.

Born in London, England, he was one of only four foreign-born head coaches in NFL history after becoming a naturalized U.S. citizen in '60. A three-year starter, team captain, and Academic All-America pick as a defensive back at San Jose State ('66-68), Saunders also played wide receiver for the Spartans and is enshrined in the school's Hall of Fame. As a recipient of California's State Graduate Fellowship for Academic Excellence, he earned a Master's degree in education from Stanford University and was a doctoral candidate in athletic administration and sports management at USC.

Saunders has been recognized in *Who's Who in America* and was awarded California's prestigious Golden State Award for community leadership and service in '89. A former All-America swimmer and national record holder, Saunders is also an accomplished distance runner. In '96, he competed in the Kansas City and Los Angeles Marathons, as well as the 100th running of the Boston Marathon and was also crowned the Road Runners Club of America's (R.R.C.A.) Masters 5K National Champion.

**Coaching Career:** University of Southern California 1970-71; University of Missouri 1972; Utah State University 1973-75; University of California 1976-81; University of Tennessee 1982; San Diego Chargers 1983-88 (head coach 1986-88); Kansas City Chiefs 1989-98; St. Louis Rams 1999-00; rejoined Chiefs in 2001. **Education:** Stanford (M.A. '70), San Jose State (B.A. '69). **Born:** February 1, 1947 in London, England. **Family:** Wife - Karen; Children - sons Bob and Joe, and daughter Kori, who plays soccer at the University of Nebraska.



## **GREG ROBINSON**

### **DEFENSIVE COORDINATOR**

**13TH YEAR NFL COACH (2ND WITH CHIEFS)**



Respected as one of the most talented defensive tacticians in the game today, Greg Robinson enters his eighth year as an NFL defensive coordinator and his second season in that capacity for the Chiefs in 2002.

Owning 27 years of coaching expertise, the 50-year-old Robinson begins his 13th season in the NFL coaching ranks. Robinson came to Kansas City after a six-year stint ('95-00) as defensive coordinator of the Denver Broncos.

Kansas City's defensive scheme frequently confounded opponents in 2001, a trend Robinson seeks to continue this season. The Chiefs established a franchise record with a six-game streak of first-quarter shutouts in 2001. On the year, Kansas City held opponents scoreless in the first quarter of eight games, including a string of seven straight contests without permitting a touchdown in the first 15 minutes. In total, Kansas City allowed just 43 points in the first quarter the entire season, the fourth-lowest total ever in a 16-game season in Chiefs history. While the Chiefs defense started

fast under Robinson, his unit also finished strong with regularity. Kansas City permitted just one TD in the fourth quarter in seven of its final eight games in 2001, pitching fourth-quarter shutouts in five of those eight games.

Robinson joined the Chiefs after building his reputation as one of the league's top defensive coaches in Denver. With the Broncos he turned a struggling defense into a perennial championship contender. Robinson inherited a club which ranked last in total defense in '94 and made an immediate impact in his first season with the club, as the Broncos finished the '95 campaign 15th in the same category. By '96, he had turned the club into the league's fourth-rated defensive unit and by season number three in '97, the club was on its way to its first of two straight Super Bowl triumphs.

During his stellar six-season stay in Denver, the Broncos made four playoff appearances and claimed back-to-back World Championships with wins in Super Bowls XXXII and XXXIII, making them just one of six franchises in NFL history to accomplish a Super Bowl repeat. Over that six-year span, the Broncos compiled a 64-32 (.667) regular season record, including an NFL-best 33-15 (.688) mark against their divisional foes. Denver went 11-1 mark vs. Oakland and posted identical 9-3 ledgers against both San Diego and Seattle from '95-00. The only AFC West foe Denver had a losing record against during that span was Kansas City (4-8).

Robinson's experience, particularly against AFC West opponents, was a key factor in head coach Dick Vermeil's decision to bring the talented defensive coach to Kansas City, as well as his ability to consistently construct effective and opportunistic defensive squads. The Broncos produced a +28 turnover ratio in six seasons under Robinson and ranked in the NFL's top 10 in total defense during three of his six seasons at the club's defensive helm, finishing seventh in '99 (297.1 yards per game), fifth in '97 (291.9 ypg) and fourth in '96 (279.4 ypg).

The Broncos were among the NFL's top five teams in terms of turnover ratio three of his final four seasons with Denver. In 2000, the Broncos posted a +19 mark to rank second in the league behind only Baltimore (+23), while racking up 27 interceptions, just one shy of Miami's league-best total of 28. The Broncos defense was also responsible for scoring six touchdowns, the second-highest tally in team history. Five of those return scores came on interceptions, tying the team mark set by Robinson's '97 Denver squad.

Denver's defenses were also stingy in the scoring column during Robinson's reign with the Broncos, producing three top 10 rankings in the all-important scoring defense category - eighth in '98 (19.3 ppg), sixth in '97 (17.9 ppg) and seventh in '96 (17.2 ppg). The team's pass defense also ranked among the league's top 10 teams in four of Robinson's six seasons with Denver, finishing eighth in '99 (188.5 ypg), fifth in '97 (179.3 ypg), 10th in '96 (196.2 ypg) and ninth in '95 (206.1 ypg).

Most dominant defensive units typically begin with the ability to stop the run, something Robinson's units did with regularity in Denver. The Broncos run defense ranked in the league's top 10 three times during Robinson's tenure with the club. In '96, Denver led the NFL by permitting just 83.2 ground yards per game. Denver ranked third in the NFL in rushing defense in '98, allowing just 80.4 yards per game, breaking the single-season franchise record Robinson's troops had established just two years earlier. Over the final 11 games of the '98 regular season and playoffs, Denver allowed just 56.6 rushing yards per game and permitted just two individual 100-yard rushers.

The performance of Robinson's defense throughout the '98 playoffs was paramount to Denver's quest for a second straight title. The Broncos allowed opponents just 53.0 rushing yards per game in the postseason and forced a remarkable 13 turnovers in just three games, giving the Broncos an impressive +12 playoff turnover ratio. Including the +10 takeaway/giveaway ratio the club posted in the regular season, Denver boasted a +22 ratio for all of '98. In each of the Broncos first two postseason games, the defense allowed opponents a team playoff record low of 14 rushing yards. Over the course of the entire postseason, the Broncos defense allowed just 25 points, culminating with a 34-19 victory in Super Bowl XXXIII vs. Atlanta.

The Broncos defense was equally impressive in '97, when Denver won its first Super Bowl. Robinson crafted the gameplan in Super Bowl XXXII which controlled the explosive Green Bay offense, resulting in a 31-24 win. Robinson's defensive unit rose to the occasion when most challenged, limiting the Packers to an 0-of-8 showing on third and fourth down attempts.

Robinson's defenses in Denver also displayed a propensity for putting pressure on the passer. In '99, the Broncos amassed 50.0 sacks, the third-highest tally in team history and the most by the club since '92. From '97-00, Denver led the AFC with 185.0 sacks, a total which ranked third in the NFL behind only New Orleans (217.0) and St. Louis (196.0).

A number of current NFL standouts owe Robinson a debt of gratitude for his involvement in their development. During his tenure in Denver, Robinson's defense produced a host of Pro Bowl performers. Defensive tackle Trevor Pryce led the Broncos sack charge with 13.0 QB takedowns in '99 to earn his initial Pro Bowl berth and followed that up with another All-Star campaign in 2000 after posting a team-best 12.0 sacks. Robinson's '96 Denver defense produced five Pro Bowl

performers, including LB Bill Romanowski, S Steve Atwater, S Tyrone Braxton, DT Michael Dean Perry and DE Alfred Williams.

Robinson joined the Broncos after a five-year stint with the N.Y. Jets ('90-94). He coached the defensive line from '90-93 and served as defensive coordinator in '94 when the Jets ranked eighth in the league by permitting just 20.0 points per game. Turnovers and a stingy run defense were also a staple of Robinson's defense at his first NFL stop. During his last four years in New York, the Jets defense forced 151 turnovers, most in the AFC and second-most in the NFL during that span. They also improved from 27th in the league in total defense in '89 to eighth in '93. New York's rush defense also showed significant improvement, jumping to a fifth-place ranking (92.1 ypg) after allowing 133.5 yards per game in '89.

The Los Angeles native spent his first 15 years of coaching in the collegiate ranks and entered the NFL after an eight-year stint at UCLA ('82-89). Robinson was a member of three Rose Bowl champion squads during his tenure with the Bruins, following the '82, '83 and '85 seasons. He joins the trio of the Chiefs President Peterson, head coach Dick Vermeil and Vice President of Football Operations Lynn Stiles as former UCLA coaches now with the Chiefs who were part of a Bruins victory in the Rose Bowl. Robinson was the Bruins defensive line coach from '82-88 before switching sides of the ball and serving as offensive coordinator in '89. He had been promoted to assistant head coach for the '90 season, but opted to join the Jets instead.

Robinson began his collegiate playing career as a linebacker at Bakersfield Community College from '70-71 before moving on to play center, tight end and linebacker at the University of the Pacific ('72-74). After earning his bachelor's degree in political science in '75, he began his coaching career as a graduate assistant at Pacific in '75-76. He made stops at Cal State Fullerton ('77-79) and North Carolina State ('80-81) before moving on to UCLA in '82.

**Coaching Career:** University of the Pacific 1975-76; California State University - Fullerton 1977-79; North Carolina State University 1980-81; University of California - Los Angeles 1982-89; New York Jets 1990-94; Denver Broncos 1995-00; joined Chiefs in 2001. **Education:** University of the Pacific (B.S. '75). **Born:** October 9, 1951 in Los Angeles, California. **Family:** Wife - Laura; Children - Dominic, Lindsay and Leslie Ann.



## IRV EATMAN

ASSISTANT OFFENSIVE LINE

4TH YEAR NFL COACH (2ND WITH CHIEFS)



Owning five years of experience as a Chiefs player, Irv Eatman returned to Kansas City in 2001 as the team's assistant offensive line coach and enters his second season in that capacity this year. Eatman spent five seasons as an offensive tackle for the Chiefs from '86-90 after originally being drafted by the club in '83.

Eatman is now in his fourth year as a pro coach and returned to Kansas City to help Mike Solari tutor the Chiefs offensive front. In 2001, Kansas City's offensive line helped pave the way for Pro Bowl RB Priest Holmes, who won the NFL's rushing title with 1,555 yards. Prior to joining the Chiefs coaching staff, Eatman spent the 2000 campaign as an assistant offensive line coach with Pittsburgh after serving in the same role for Green Bay in '99. With Eatman's assistance, Pittsburgh's ground attack ranked fourth in the NFL in 2000, averaging 140.5 yards per game, a 16.1 yards per game improvement from '99 when the Steelers ranked 10th in the league.

The 41-year-old Eatman provides a valuable resource for the Chiefs offensive line, owning 14 years of professional playing experience, including 11 seasons in the NFL. Originally drafted by Kansas City in the eighth round of the '83 NFL Draft, Eatman signed with the USFL and was a three-time All-Pro offensive tackle ('83-85) for the Philadelphia/Baltimore Stars where Chiefs President Carl Peterson was President/General Manager at the time.

During his three-year run with the Stars, Eatman was part of a squad which posted a league-best 48-13-1 overall record, including a remarkable 7-1 postseason mark. The Stars appeared in all three of the league's championship games and claimed the final two USFL titles in '84 and '85. In addition, Eatman was named the USFL Man of the Year for his charitable efforts following the '84 campaign.

Following his tenure in the USFL and a five-year stay in Kansas City, Eatman went on to play with the N.Y. Jets ('91-92), L.A. Rams ('93), Atlanta Falcons ('94) and Houston Oilers ('95-96). In total, the Birmingham, Alabama native played in 149 regular season NFL contests and saw postseason duty with both the Chiefs in '90 and the Jets in '91.

Eatman attended UCLA where he was a two-time Lombardi Award semi-finalist, three-time honorable mention All-America selection and a two-time All-Pac 10 pick. As a senior in '82, he played on the Bruins squad which claimed a 24-14 victory over Michigan in the Rose Bowl victory. Current Kansas City defensive coordinator Greg Robinson was also at UCLA at the time, serving as the Bruins defensive line coach.

**Coaching Career:** Green Bay Packers 1999; Pittsburgh Steelers 2000; joined Chiefs in 2001.  
**Education:** University of California - Los Angeles. **Born:** January 1, 1961 in Birmingham, Alabama.  
**Family:** Wife - Maureen; Children - Joshua, Emma and Lucas.



## FRANK GANSZ, JR.

### SPECIAL TEAMS

#### 4TH YEAR NFL COACH (2ND WITH CHIEFS)



Frank Gansz, Jr. enters his second season with Kansas City serving as the club's special teams coach. Embarking on his 15th season in the coaching profession, Gansz is in his fourth NFL campaign after serving a two-year stint directing Oakland's special teams from '98-99.

Under his direction in 2001, Kansas City's specialty units blocked two punts and partially blocked another, marking the first time the club had registered a pair of punt blocks in a single season since '97. Meanwhile, the Chiefs extended their streak of games without allowing a blocked punt to 32 games, while Kansas City's five touchbacks on punts were the club's fewest since '98. P Dan Stryzinski registered 27 punts inside the 20, the fourth-highest single-season tally in Chiefs history and K Todd Peterson connected on 27 FGs, which tied as the third-highest seasonal mark in Kansas City annals.

In addition, Kansas City's Dante Hall developed into one of the league's most exciting young return threats in 2001. During his tenure with the Raiders, Gansz tutored some of the league's top return threats in Desmond Howard, Darrien Gordon and Napoleon Kaufman. In '98, Howard ranked fifth in the AFC with a 12.0-yard punt return average.

The 39-year-old Gansz joined Oakland following a five-year stay at the University of Houston ('93-97) where he served as the club's tight ends and special teams coach. In '96 under Gansz the Cougars established a school single-season record for highest kickoff return average. Thanks in part to Gansz's special teams unit, Houston claimed a share of the Conference USA title while appearing in the Liberty Bowl following the '96 season.

Gansz's first job in the professional ranks came in '92 where he was the special teams coach for the New York/New Jersey Knights of the World League (now NFL Europe). During his lone season with the Knights, Gansz's kickoff coverage, kickoff return and punt return units led the league as his squad tallied four special teams scores.

Prior to joining the Knights, Gansz served a pair of two-year stints at the collegiate level, coaching at both Pittsburgh ('88-89) and Army ('90-91). At Pitt, Gansz was part of a staff which helped guide the Panthers to a 31-28 victory over Texas A&M in the '89 John Hancock Bowl. Gansz broke into coaching as a graduate assistant at the University of Kansas ('87). Prior to embarking on his coaching career, Gansz was a four-year performer as a defensive back at The Citadel.

Gansz's father, Frank Sr. retired following the 2001 season following 24 seasons in the NFL coaching ranks, most recently as the special teams coordinator for Jacksonville from 2000-01. The elder Gansz was twice named the NFL's Special Teams Coach of the Year ('89, '99) and spent five seasons ('81-82, '86-88) on the Chiefs coaching staff, including a two-year stint ('87-88) as Kansas City's head coach. It was thanks in large part to Gansz's instruction that the Chiefs blocked or deflected an NFL-record 10 kicks in '86 as the team ended a 15-year playoff drought. In the only head-to-head regular season meeting between Gansz, Jr. and his father, the younger Gansz and the Chiefs prevailed by a 30-26 margin at Jacksonville in 2001.

**Coaching Career:** University of Kansas 1987; University of Pittsburgh 1988-89; Army 1990-91; New York/New Jersey Knights 1992; University of Houston 1993-97; Oakland Raiders 1998-99; joined Chiefs in 2001. **Education:** The Citadel (B.A. '85). **Born:** August 8, 1962 in Greenville, South Carolina. **Family:** Single.



## PETER GIUNTA

### DEFENSIVE BACKS

12TH YEAR NFL COACH (2ND WITH CHIEFS)



Beginning his 12th NFL season and his 22nd year in the coaching profession overall, Peter Giunta enters his second season as the Chiefs defensive backs coach in 2002. The 45-year-old coach joined the Chiefs after spending four seasons ('97-00) with St. Louis, including the last three as that club's defensive coordinator. Giunta served as the Rams assistant head coach under Dick Vermeil in '98-99 after originally joining the Rams staff as defensive backs coach in '97.

During his initial season with the Chiefs in 2001, Kansas City was the only team in the NFL that did not permit a pass play of 50 yards or more, while the club's secondary allowed six fewer TD passes than it did in 2000. As Rams defensive coordinator, Giunta was responsible for the resurgence in the St. Louis defense which helped spark the club's remarkable run to a World Championship in '99. Those efforts culminated with a 13-3 regular season record that year and a 23-16 victory over Tennessee in Super Bowl XXXIV. Giunta's unit led the league in rush defense in '99, allowing just 74.3 yards per game, while ranking sixth in total defense by permitting a mere 293.6 yards per contest.

The Rams '99 defense led the NFC with 29 interceptions, a figure which ranked second in the NFL behind only Seattle (30). CB Todd Lyght led the way, tying for the NFL lead with six pickoffs, earning his initial Pro Bowl berth in the process. St. Louis was also opportunistic, returning nine takeaways (seven INTs and two fumbles) for touchdowns in '99. Those turnovers were due in large part to a Rams pass rush which racked up 57.0 sacks, a figure which tied Jacksonville for the league lead. That charge was headlined by Pro Bowl DE Kevin Carter, who led the NFL with 17.0 QB takedowns.

Giunta also has a reputation for getting the most out of the defensive backs under his jurisdiction and stifling opponents' passing attacks. In 2000, Rams CB Dexter McCleon registered eight interceptions, a total which was surpassed only by Green Bay S Jamie Sharper, who had nine. During his first season as the Rams defensive coordinator in '98, St. Louis ranked third in the NFL in passing defense, allowing 176.9 yards per game. With Giunta serving as defensive backs coach in '97 the Rams snared 25 INTs, a figure topped only by the Giants (27). Giunta's star pupil that season was CB Ryan McNeil, who led the league with nine interceptions.

Prior to joining the Rams, Giunta spent two seasons as the defensive backs coach for the N.Y. Jets from '95-96. In his initial campaign with that club, the Jets defense led the league in pass defense (171.3 ypg). Giunta was also instrumental in the development of CB Aaron Glenn, who would go on to become the only Pro Bowl corner in Jets history, getting All-Star nods in '97 and '98.

A native of Salem, Massachusetts, Giunta's first NFL coaching position came coaching defensive backs for Philadelphia from '91-94. During the '91 season, the Eagles defense ranked first in the league in passing defense (150.8 ypg), rushing defense (71.0 ypg) and total defense (221.8 ypg). That marked just the fifth time in NFL history and the first time since '75 that a single team led the league in all three of those defensive categories.

Giunta's 10 seasons in the collegiate ranks began at Penn State ('81-83). During his first year on Joe Paterno's staff, Giunta was a defensive assistant before coaching the tight ends for his final two seasons. While at Penn State, the Nittany Lions claimed the '82 National Championship with a 27-23 victory over Georgia in the Sugar Bowl. In all, Penn State would claim three bowl victories during Giunta's tenure ('82 Fiesta, '83 Sugar and '83 Aloha).

Following Penn State, Giunta moved on to Brown ('84-87) where he coached both the tight ends and wide receivers before becoming the offensive coordinator ('86-87). Giunta then moved onto Lehigh ('88-90) where he was responsible for the tight ends and wide receivers. After a four-year playing career as a defensive back and running back at Northeastern ('74-77), Giunta began his coaching career in Massachusetts where he guided Swampscott High School from '78-80.

**Coaching Career:** Penn State University 1981-83; Brown University 1984-87; Lehigh University 1988-1990; Philadelphia Eagles 1991-94; New York Jets 1995-96; St. Louis Rams 1997-00; joined Chiefs in 2001. **Education:** Penn State University (M.A. '83), Northeastern University (B.S. '79). **Born:** August 11, 1956 in Salem, Massachusetts. **Family:** Wife - Cindy; Children - Christina, John and D.J.



## CARL HAIRSTON

DEFENSIVE LINE

8TH YEAR NFL COACH (4TH WITH CHIEFS)



A familiar face in the Chiefs organization, Carl "Big Daddy" Hairston returned to Arrowhead Stadium for his second tour of duty on the Kansas City coaching staff in 2001. Entering his eighth season as an NFL defensive line coach, Hairston previously coached Kansas City's defensive front from '95-96.

Hairston's return to the Arrowhead sidelines produced substantial dividends for the Chiefs in 2001. The penetration of Kansas City's defensive line was a key factor in stopping 74 rushing plays behind the line of scrimmage, a total which ranked as the NFL's second-highest mark a year ago. DEs Eric Hicks and Duane Clemons continued to evolve with Hairston's assistance, while rookie DT Eric Downing benefited greatly from Hairston's 15 years of NFL playing experience at the position. The winner of the club's 2001 Mack Lee Hill Award winner, Downing appears to hold plenty of promise after starting the final nine games a year ago.

The 49-year old coach rejoined the Chiefs following a four-year stint ('97-00) as the defensive line coach for St. Louis under head coach Dick Vermeil. In 2000, Hairston tutored a pair of players who each topped the double-digit sack mark, DEs Kevin Carter (10.5) and Grant Wistrom (11.0). Miami, New Orleans, Tampa Bay and Washington were the only four other clubs to boast a pair of defensive linemen with 10.0 or more QB takedowns that season.

During the Rams 13-3 season in '99 when the club claimed the Super Bowl XXXIV title, St. Louis tied Jacksonville for the league lead with 57.0 sacks, thanks in large part to Hairston's front four. Carter led the league with 17.0 sacks and joined teammate DT D'Marco Farr in the Pro Bowl. Behind Carter's 12.0 sacks in '98, only the N.Y. Giants (54.0), Seattle (53.0) and San Francisco (51.0) produced more sacks than St. Louis (50.0). In '97, Hairston's defensive front was anchored by DE Leslie O'Neal who produced 10.0 sacks, marking the seventh double-digit sack tally of his illustrious NFL career.

Hairston began his coaching career as the defensive line coach under then-Chiefs head coach Marty Schottenheimer in '95. In his two years on the Chiefs staff ('95-96), Hairston helped guide one of the fiercest defensive fronts in football. The Chiefs compiled a 13-3 record and won the AFC West title in '95, ranking second in the AFC and third in the NFL with 47.0 sacks. Under the watchful eye of Hairston, Kansas City DE Neil Smith lead the team with 12.0 QB takedowns to earn a Pro Bowl nod, while DT Dan Saleaumua also received a Pro Bowl invitation for his efforts.

Hairston originally joined the Chiefs in '94 as a pro scout in the club's player personnel department and also assisted with the defensive line coaching duties during training camp that season. Prior to his time in Kansas City, Hairston spent three seasons ('91-93) as a college scout for the Arizona Cardinals.

One of the finest defensive ends of his era, Hairston enjoyed a stellar 15-year pro playing career. He appeared in 224 NFL contests (184 starts), registering 1,141 tackles and 94.0 sacks. He played eight seasons in Philadelphia ('77-83), six years in Cleveland ('84-89) and one season with Arizona ('90) during his tenure in the league.

A seventh-round draft pick (191st overall) of the Philadelphia Eagles and first-year NFL head coach Dick Vermeil in '76, Hairston went on to start all eight seasons he was in Philadelphia, captaining the defense from '79-83 and racking up 100 or more tackles five straight years ('77-81). In '79, he led the Eagles and the NFC with a career-best 15.0 sacks. A year later, Hairston served as a starting defensive end for Vermeil's Eagles in Super Bowl XV against the Oakland Raiders. In total, the Martinsville, Virginia product participated in 15 career playoff contests, including four conference championship games ('80 NFC, '86 AFC, '87 AFC and '89 AFC).

A four-year starter at linebacker and defensive end at Maryland-Eastern Shore, Hairston earned collegiate All-Conference honors on three occasions and also played one season of basketball.

**Coaching Career:** Kansas City Chiefs 1995-96; St. Louis Rams 1997-00; rejoined Chiefs in 2001. **Education:** University of Maryland Eastern Shore (B.A. '85). **Born:** December 15, 1952 in Martinsville, Virginia. **Family:** Children – Carl, Jr. and Crystal.



## JEFF HURD

**STRENGTH AND CONDITIONING**

**8TH YEAR NFL COACH (5TH WITH CHIEFS)**



Jeff Hurd returns to the Chiefs this season for his fifth campaign as Kansas City's head strength and conditioning coach. A Certified Strength and Conditioning Specialist and a member of the National Strength and Conditioning Association, Hurd owns 19 years of experience in the health and fitness field. He joined the Chiefs in '98 after spending the previous three seasons ('95-97) as the assistant strength and conditioning coach for the Jacksonville Jaguars under head coach Tom Coughlin.

In his position with the Chiefs, Hurd is responsible for overseeing one of the league's most highly-attended NFL off-season conditioning programs which puts an emphasis on not only improving strength and cardiovascular endurance, but also enhancing speed and flexibility. He also supervises the club's personalized in-season training regiment designed to maintain those off-season gains.

The 44-year-old Hurd was already a familiar face in the Chiefs weight room before joining Kansas City's coaching staff on a full-time basis in '98. He worked under the direction of former Chiefs and current San Diego Chargers strength coach Dave Redding for three seasons ('90-92) as a strength and conditioning assistant during training camp and also served as an intern with the Kansas City strength coaches in '93 and '94.

Raised in Parker, Arizona, Hurd was a two-year baseball letterman at Imperial Valley Junior College in El Centro, California before transferring to Fort Hays (Kansas) State where he earned two more letters and graduated with a degree in physical education in '81. He also received a master's degree in physical education from Fort Hays with an emphasis in exercise physiology in '84, the same year he began his coaching career as a graduate assistant strength coach for the Tigers. After leaving Fort Hays, Hurd served as the head strength coach for Delta State ('85-86), Western Michigan ('87-93) and Tulsa ('94), in addition to a stint as the assistant strength and conditioning tutor at Clemson ('86-87) before joining the Jaguars in '95.

**Coaching Career:** Fort Hays State University 1984; Delta State University 1985-86; Clemson University 1986-87; Western Michigan University 1987-93; University of Tulsa 1994; Jacksonville Jaguars 1995-97; joined Chiefs in 1998. **Education:** Fort Hays State University (B.S. '81), (M.S. '84). **Born:** April 24, 1958 in Pomona, California. **Family:** Wife - Kathy; Children - Eric, Austin and Audra.



## CHARLIE JOINER

**WIDE RECEIVERS**

**16TH YEAR NFL COACH (2ND WITH CHIEFS)**



A member of the Pro Football Hall of Fame, Charlie Joiner brings 33 years of expertise as an NFL player and coach to the Chiefs organization. He embarks on his second season as the club's wide receivers coach in 2002, entering his 16th year as an NFL coach. Prior to joining the Chiefs in 2002, he spent nine seasons ('92-00) coaching wide receivers for the Buffalo Bills. During that span, Buffalo merited six playoff berths, won two AFC Championships and made appearances in Super Bowls XXVII and XXVIII with Joiner on the club's coaching staff.

In his initial season with the Chiefs in 2001, Joiner worked with a Kansas City receiving corps that saw five different players start due to a myriad of injuries. However, Joiner is credited with the rapid development of 2001 third-round draftee, Marvin Minnis, whose 33 catches were the fifth-highest tally ever posted by a Chiefs rookie wide receiver. Joiner also quickly integrated mid-season acquisition Eddie Kennison into the line-up and should have an influx of new talent at his disposal in 2002, including free agent signee Johnnie Morton and WR Sylvester Morris who is expected to return after missing the entire 2001 season with a knee injury.

Two of Joiner's star pupils during his nine-year stay in Buffalo were Eric Moulds and Andre Reed. Moulds earned a pair of Pro Bowl appearances under Joiner's guidance, getting his initial bid in '98 when he recorded 67 catches for a team-record 1,368 yards and nine TDs. In 2000, he was selected to his second Pro Bowl after breaking Reed's single-season reception record with 94 catches for

1,326 yards and five scores. Reed, who played with Buffalo from '85-99, holds Bills career records for receptions (941), receiving yards (13,095) and receiving TDs (86). He ranks second in NFL history behind only Jerry Rice in both receptions and seasons with 50 or more catches (13).

Prior to joining the Bills, Joiner served five seasons ('87-91) as the San Diego Chargers receivers coach upon concluding his playing career with the club in '86. In Kansas City he is reunited with Chiefs offensive coordinator Al Saunders, who began his NFL coaching career tutoring Joiner and the rest of the Chargers wideouts in '83. Joiner succeeded Saunders as the club's receivers coach in '87 when Saunders was promoted to head coach during the midpoint of Joiner's final campaign as a player in '86.

Among the receivers tutored by Joiner in San Diego was Anthony Miller, who earned back-to-back Pro Bowl berths following the '89 and '90 seasons. Miller enjoyed one of the finest campaigns of his 10-year NFL career under Joiner in '89, hauling in 75 passes for a career-high 1,252 yards and 10 TDs for the Chargers.

An 18-year NFL playing veteran, Joiner was inducted into the Pro Football Hall of Fame in '96 following a career which included stints with the Houston Oilers ('69-72), Cincinnati Bengals ('72-75) and Chargers ('76-86). He played in 239 career regular season contests, the most ever by an NFL wide receiver. He also saw action in nine career postseason contests, including the '80 and '81 AFC Championship Games. He ended his career with 750 catches for 12,146 yards (both NFL all-time records at the time) and 65 TDs. Joiner earned Pro Bowl honors following the '76, '79 and '80 seasons. He was named the Chargers Most Inspirational Player seven times and was twice honored by the City of San Diego on "Charlie Joiner Day" in '84 and '86.

Joiner produced four 1,000-yard seasons during his tenure in San Diego and topped the 70-catch barrier three straight seasons from '79-81. Part of one of the most prolific offenses in NFL history, Joiner's biggest years came in the heyday of the "Air Coryell" offense playing along with fellow Pro Football Hall of Famers QB Dan Fouts and TE Kellen Winslow, as well as fellow Pro Bowl wideouts, Wes Chandler and John Jefferson.

The Many, Louisiana native was a four-year letterman at Grambling from '65-68. He was selected in the fourth round of the '69 draft by Houston as a defensive back and was traded to Cincinnati midway through the '72 campaign for RBs Fred Willis and Paul Robinson. He was traded to San Diego in '76 in exchange for DE Coy Bacon. Joiner was inducted into the Louisiana Hall of Fame in '90 and was officially enshrined in the Pro Football Hall of Fame on July 27, 1996, becoming just the 13th post-World War II receiver to be honored in Canton.

**Coaching Career:** San Diego Chargers 1987-91; Buffalo Bills 1992-00; joined Chiefs in 2001.  
**Education:** Grambling State (B.A. '69). **Born:** October 14, 1947 in Many, Louisiana. **Family:** Wife - Dianne; Children - Jynaya and Kori.



## **BOB KARMELOWICZ**

### **DEFENSIVE LINE**

**11TH YEAR NFL COACH (6TH WITH CHIEFS)**



Entering his 11th season in the NFL and his 28th year overall in the coaching profession, Bob Karmelowicz begins his sixth campaign as Kansas City's defensive line coach in 2002. Prior to joining the Chiefs staff in '97, he spent three years with the Washington Redskins ('94-96) and two seasons with the Cincinnati Bengals ('92-93).

A former collegiate nose tackle, Karmelowicz brings a wealth of expertise, as well as a unique and enthusiastic style to his post. Among the many novel coaching techniques utilized by the ever-crafty Karmelowicz is an off-season training regiment which has included the use of the martial arts to enhance the footwork, hand-eye coordination and the leverage abilities of his linemen.

Thanks in large part to the play of Kansas City's defensive front, the Chiefs ranked second in the NFL forcing 74 negative rushing plays in 2001, a total topped only by Tennessee (75). DEs Eric Hicks and Duane Clemons also continued their productive ways. Clemons led the club with 7.0 sacks in 2001 after racking up a career-high 7.5 sacks the previous year, while Hicks followed up a stellar effort in 2000 with a career-high 93 tackles and a team-high 11 QB pressures a year ago.

The Chiefs defensive line also included the club's 2001 Mack Lee Hill Award winner, DT Eric Downing. The contribution of the third-round draft choice out of Syracuse became vital when veteran DT John Browning was lost to injury just six games into the season. Karmelowicz and Carl Hairston quickly assimilated Downing into the defense and he responded by making rapid strides and starting the club's final nine games, the highest tally by a Chiefs rookie DT since '84.

In addition to Downing, Karmelowicz has molded other young players into productive performers. After joining the Chiefs as a rookie free agent in '98, Hicks started all 16 games for the club at right defensive end in '99. Under Karmelowicz's guidance in 2000, the Maryland product made another substantial leap. Despite missing five starts due to a knee injury, the upstart defensive end still ranked sixth in the NFL with a team-high 14.0 sacks, the seventh-highest single-season total in Chiefs history. Karmelowicz is also highly regarded for his development of former Chiefs DT Tom Barndt, who started 40 games at defensive tackle for Kansas City from '97-99 after originally being drafted by the club as an offensive line prospect in '95.

Impressive play on the defensive line has long been a Kansas City trademark. That production was evident when Karmelowicz's corps helped the Chiefs produce 51.0 sacks in 2000, an improvement of 11.0 QB takedowns from the previous year. The Chiefs defensive line was responsible for 40.0 of those sacks, matching the total produced by the entire team in '99, an amazing feat considering the rash of injuries on the club's defensive front in 2000. Those 51.0 sacks also ranked fourth in the NFL and were the third-highest tally in Kansas City history. In Karmelowicz's previous five seasons with the club, the Chiefs produced two of the three highest sack counts in team history, totaling 54.0 sacks in '97 in addition to the 51.0 produced in 2000.

In his initial season with the Chiefs in '97, the club's revamped defensive front coached by Karmelowicz was a key element of NFL's stingiest scoring defense. The club racked up 54.0 sacks, the second-highest total in franchise history, a figure which also tied for third-best mark in the league. That pass rush was led by Dan Williams who paced the team with a career best 10.5 sacks in just his first year with the club. The team improved in stuffing the run as well in '97, yielding just 101.3 yards per game to rank fourth in the AFC and seventh in the league.

Karmelowicz has traditionally maximized the talents at his disposal, something he has done in his previous coaching assignments. In three seasons with Washington ('94-96), he worked with the likes of tackle Sean Gilbert and current Chiefs defensive end Rich Owens, who led the Redskins with 11.0 sacks in '96, just his second pro campaign. During his three years ('89-91) coaching the defensive line at the University of Miami (Fla.), he helped produce a pair of top-three overall draft picks in Russell Maryland (first overall in '91) and Cortez Kennedy (third overall in '90). His defensive line was also a key link in a Hurricanes squad which led the nation in total defense in '89 and topped the country in scoring defense in '91.

The Plainville, Connecticut product began his career in the professional ranks with the Cincinnati Bengals ('92-93) after spending 16 seasons on the collegiate level. Prior to his three years at Miami, Karmelowicz enjoyed stints at Massachusetts ('80), Texas-El Paso ('81), Illinois ('82-86) and Washington State ('87-88). A three-year starter and a consensus Little All-America nose tackle at the University of Bridgeport, Karmelowicz began his coaching career under Frank Kush at Arizona State in '75 and went on to spend five seasons ('75-79) with the Sun Devils.

**Coaching Career:** Arizona State University 1975-79; University of Massachusetts 1980; University of Texas - El Paso 1981; University of Illinois 1982-86; Washington State University 1987-88; University of Miami (Fla.) 1989-91; Cincinnati Bengals 1992-93; Washington Redskins 1994-96; joined Chiefs in 1997. **Education:** Arizona State University (M.A. '77); University of Bridgeport (B.A. '72). **Born:** New Britain, Connecticut. **Family:** Wife - Olga; Children - Liz, Marissa and Dave.



## BILLY LONG

ASST. STRENGTH & CONDITIONING COACH

2ND YEAR NFL COACH (2ND WITH CHIEFS)



Entering his second full season in the NFL, Billy Long serves as the Chiefs assistant strength and conditioning coach. Long assists Jeff Hurd in the implementation of Kansas City's year-round conditioning and training regiment. He came to the Chiefs in 2001 following a nine-year stay ('92-00) at Southern University where he served as the school's strength and conditioning coach and also coached the club's offensive line.

Prior to coming to Kansas City, Long served as a longtime consultant to the St. Louis Rams organization. He originally worked with the club as the team's minority coaching intern in '94 and served as a consultant to the club since '95, working primarily during the club's training camp held at Western Illinois University in Macomb, Illinois. His arrival in Kansas City reunited Long with Chiefs head coach Dick Vermeil, who served as the Rams head coach from '97-99.

While working with the Rams, Long became a mainstay in the locker room and was credited with initiating the "Gotta go to work!" mantra, which became a battle cry for the Rams during their Super

Bowl XXXIV championship season in '99. In addition to his training camp assistance, Long frequently traveled to St. Louis to help the team prepare prior to regular season contests.

Owning 20 years of coaching experience at the collegiate level, Long spent four years serving as the strength and conditioning coordinator and coaching the offensive line at Arkansas - Pine Bluff from '87-91. A collegiate guard at Alabama State, Long began his coaching career at his alma mater in '81, serving as defensive line coach and as the club's strength and conditioning coach. From '82-86 he coached the offensive line in addition to his weight room duties with Alabama State.

**Coaching Career:** Alabama State University 1981-86; University of Arkansas - Pine Bluff 1987-91; Southern University 1992-00; joined Chiefs in 2001. **Education:** Alabama State University (B.S. '81). **Born:** June 23, 1959 in Phenix City, Alabama. **Family:** Wife - Marshelle; Children - Tekia and Kyler.



## KEITH ROWEN

### TIGHT ENDS

19TH YEAR NFL COACH (4TH WITH CHIEFS)



Entering his 19th season in the NFL ranks and his 28th year in the coaching profession, Keith Rowen enters his fourth season as the Chiefs tight ends coach in 2002. Rowen came to Kansas City in '99 after spending the previous two years as the offensive line coach for the Oakland Raiders.

While Rowen has a long history of tutoring blocking skills in the NFL, he has also shown a propensity for getting pass-catching production out of the tight end position. By far the brightest pass receiver this veteran coach has tutored is Chiefs TE Tony Gonzalez, who has enjoyed three consecutive Pro Bowl campaigns, all of which have come under Rowen's guidance.

A consensus All-Pro selection the past three years, Gonzalez became the first-ever Chiefs tight end to receive a Pro Bowl invitation after catching 76 passes in '99, the second-highest total by any player in Kansas City annals. Gonzalez's 11 TD catches ranked just one shy of the franchise single-season record, as well. In 2000, Gonzalez took his game to an even higher level, again earning a starting role in the Pro Bowl. The fourth-year tight end shattered the franchise single-season record with 93 receptions and had 1,203 yards, the most ever by a Chiefs tight end, the fourth-highest total by a tight end in NFL annals and the fourth-best mark of any player in the Kansas City books. Gonzalez also established an NFL record for tight ends in 2000 by producing six 100-yard receiving games, a mark which tied as the most ever by any Chiefs receiver.

In 2001, Gonzalez led the club in receptions for the third consecutive year and tied for the NFL lead among tight ends with 73 receptions, while his 917 receiving yards led the Chiefs and were the best total by any tight end in the league.

During his two seasons with the Raiders, the 49-year-old Rowen helped rejuvenate Oakland's ground game, as running back Napoleon Kaufman racked up 2,215 yards those two years, including a career-high 1,294 yards in '97, while guard Steve Wisniewski earned a Pro Bowl berth under his tutelage that same year.

Prior to joining the Raiders, Rowen spent three years as an offensive line coach with the Minnesota Vikings from '94-96 and four seasons ('90-93) in that same capacity with the Atlanta Falcons. During Rowen's three-year tenure with the Vikings, guard Randall McDaniel earned All-Pro honors and started in three Pro Bowls. He was also instrumental in the development of future Vikings Pro Bowl offensive linemen Jeff Christy and Todd Steussie. In '91, Falcons tackle Chris Hinton received Pro Bowl recognition under Rowen's tutelage after receiving that same honor four straight seasons ('85-88) with Rowen serving as the offensive line/special teams coach for the Indianapolis Colts. In '90, Rowen also coached special teams for the Falcons, whose specialty units ranked as the best in the league by *The Dallas Morning News*. During his first stint as an NFL tight ends coach with New England in '89, Rowen helped rookie TE Eric Sievers from Maryland lead the Patriots in receiving with 54 catches.

A native of New York, New York, Rowen began his pro career as the offensive coordinator/offensive line coach for the USFL's Boston/New Orleans Breakers for two seasons ('83-84). He then entered the NFL ranks in '84 as the running backs coach for the Cleveland Browns, where he worked with current Chiefs defensive assistant/quality control coach Darvin Wallis.

A three-year letterman as a tackle at Stanford from '72-74, Rowen earned All-America honors during his senior campaign. Rowen then began his coaching career at his alma mater in '75 as the team's assistant defensive line coach. After a two-year stint ('75-76) at Stanford, Rowen moved to

Long Beach State as the offensive line coach for two years ('77-78) before spending the '79-82 seasons in that same capacity at the University of Arizona.

An 11th-round draft choice of the Philadelphia Eagles in '75, Rowen remained with the Eagles until that year's final cut before beginning his coaching career at Stanford. An academic All-America at Stanford, Rowen earned a master's degree from that institution in '77 and also holds a doctorate in athletic administration from the University of Southern California. He comes from a football background as his father, Vic, served as the longtime head football coach at San Francisco State.

**Coaching Career:** Stanford University 1975-76; Long Beach State University 1977-78; University of Arizona 1979-82; USFL Boston/New Orleans Breakers 1983-84; Cleveland Browns 1984; Indianapolis Colts 1985-88; New England Patriots 1989; Atlanta Falcons 1990-93; Minnesota Vikings 1994-96; Oakland Raiders 1997-98; joined Chiefs in 1999. **Education:** University of Southern California (Ph.D. '80), Stanford University (M.A. '77), (B.S. '75). **Born:** September 2, 1952 in New York, New York. **Family:** Children - Mandee, Holly and Kelly.



## JAMES SAXON

### RUNNING BACKS

3RD YEAR NFL COACH (2ND WITH CHIEFS)



Former Chiefs running back James Saxon begins his third season as an NFL coach in 2002 as he embarks on his second year of tutoring Kansas City's running backs. Entering his sixth season of coaching overall, Saxon spent 2000 as the running backs coach of the Buffalo Bills. He returned to Kansas City in 2001 after enjoying a four-year playing career with the club from '88-91.

Saxon's debut as a member of the Chiefs coaching staff coincided with the finest season ever constructed by a Kansas City running back as Priest Holmes became the franchise's first 1,000-yard rusher since Barry Word in '91 and the club's first Pro Bowl RB since Marcus Allen in '93. Under Saxon's tutelage, Holmes shattered the club's single-season rushing record with 1,555 yards, becoming just the second player in team history to lead the league in rushing. Ironically, Saxon also had a hand in Christian Okoye's league-leading effort in '89, serving as the lead blocker for Chiefs Hall of Fame inductee who paced the NFL in rushing with a then-team record 1,480 yards.

However, Holmes' performance wasn't limited to just ground superiority. He broke six different Chiefs single-season records, including total yards from scrimmage (2,169) and registered 614 receiving yards - the most ever in a season by a Chiefs running back. Behind Holmes and immensely talented FB Tony Richardson, Kansas City finished the season third in the AFC and sixth in the NFL in rushing, producing 125.5 yards per game.

Prior to joining the Chiefs coaching staff, Saxon began his NFL coaching career on a full-time basis with Buffalo in 2000. He originally joined the Bills in '99 as part of the Ralph C. Wilson, Jr. Coaching Fellowship, which is designed to give deserving minority coaches the opportunity to gain pro coaching experience. Saxon received his initial pro coaching experience serving in a similar training camp capacity with the Chiefs in '98.

Prior to entering the pro ranks, Saxon coached the running backs at Rutgers from '97-98, where current Chiefs quarterbacks coach Terry Shea served as head coach at the time. While with the Scarlet Knights, Saxon mentored RB Jackie Crooks who finished his career as the fifth-leading rusher in school history (2,434 yards). In '99, Saxon served as a volunteer assistant at Menlo College in Atherton, California, before joining the Bills.

An eight-year NFL playing veteran, Saxon was drafted in the sixth round (139th overall) of the '88 draft by the Chiefs. As a rookie with Kansas City, he made an immediate impact and received the club's prestigious Mack Lee Hill Award, which is bestowed annually to the team's top rookie or first-year performer. During his time with the Chiefs ('88-91), Saxon played in 54 games (six starts), rushing 127 times for 497 yards with five TDs. He also accumulated 37 receptions for 323 yards and had 14 kickoff returns for 193 yards with Kansas City.

Saxon joined Miami as a "Plan B" free agent in '92. In three seasons with the Dolphins ('92-94), he played in 48 games (seven starts), registering 17 carries for 36 yards to go with 32 catches for 192 yards. He also amassed 24 tackles on special teams for the Dolphins. He returned to the Chiefs for training camp in '95, but was acquired by Philadelphia prior to the start of the regular season and played in nine contests for the Eagles.

During the course of his 111-game NFL career, the versatile Saxon was utilized as a fullback, halfback, receiver, blocker, kickoff returner and special teams coverage man. He concluded his career with 533 rushing yards on 145 carries with five TDs while also hauling in 69 receptions for 515 yards.

A native of Beaufort, South Carolina, Saxon was an honorable mention All-America fullback at San Jose State, where he produced 118 carries for 609 yards and nine TDs, as well as 78 receptions for 732 yards and four scores. He also threw four TD passes and returned 22 kickoffs. Saxon was a prep standout at Battery Creek High School in Burton, South Carolina before entering the collegiate ranks.

**Coaching Career:** Rutgers University 1997-98; Menlo College (volunteer) 1999; Buffalo Bills 2000; joined Chiefs in 2001. **Education:** San Jose State. **Born:** March 23, 1966 in Beaufort, South Carolina. **Family:** Wife – Shannon; Child – Devin.



## TERRY SHEA

### QUARTERBACKS

#### 2ND YEAR NFL COACH (2ND WITH CHIEFS)



coaching career.

In 2001, Shea turned his talents to tutoring Chiefs QB Trent Green, whose 3,783 passing yards ranked as the third-highest season tally in team history. Green led the AFC by averaging 12.78 yards per completion in 2001, a mark topped by only St. Louis' Kurt Warner (12.88). The Chiefs signal-caller also recorded two of the top three single-game completion percentages in team history this past year, including a 17-of-21 (80.95%) effort in a 45-13 victory at Washington (9/30/01).

During his collegiate coaching career, Shea was instrumental in the tutelage of numerous signal-callers who went on to enjoy productive NFL careers. Shea's most recent pupil to burst upon the NFL scene is San Francisco's two-time Pro Bowl QB Jeff Garcia, who played for Shea during his two-year stint as head coach at San Jose State in '90-91.

In total, Shea owns a total of seven seasons of experience as a collegiate head coach. He came to Kansas City in 2001 after spending five years ('96-00) as the head coach at Rutgers University. He also served as offensive coordinator and quarterbacks coach for the Scarlet Knights. In '98, he was named the Big East Coach of the Year after orchestrating the second-biggest one-year turnaround in NCAA Division I history by taking a team which finished 0-11 in '97 and producing a 5-6 mark just a year later. During two of his seasons at Rutgers ('97-98) current Chiefs running backs coach James Saxon served in the same capacity for Shea.

Prior to a one-year stint as the quarterbacks and running backs coach of the Canadian Football League's British Columbia Lions in '95, Shea spent three seasons ('92-94) as the associate head coach and offensive coordinator under head coach Bill Walsh at Stanford. In Shea's initial season with the Cardinal, Stanford won its first conference title since '71 and earned a berth in the '93 Blockbuster Bowl against Penn State. The Cardinal would go on to conclude the year with a 10-3 mark, the first 10-win season the institution had seen since '40, thanks in large part to Shea's offensive unit which produced a 24-3 postseason victory over the Nittany Lions.

Shea joined the Cardinal after his two-year head coaching stint at San Jose State from '90-91 where he compiled a 15-6-2 record and led the school to a pair of Big West titles. In his initial year as head coach at San Jose State in '90, he guided the team to a 9-2-1 record and was named *Pro Football Weekly's* "National Coach of the Year." Shea is part of a distinguished list of Chiefs personnel with connections to San Jose State, where head coach Dick Vermeil played quarterback from '56-58, Director of Football Operations/Player Personnel Lynn Stiles served as head coach from '76-78 and assistant head coach/offensive coordinator Al Saunders played wide receiver and defensive back from '66-69.

Shea had previously served as offensive coordinator at San Jose State from '84-86. In '86, his Spartan offense led the nation in both total offense and passing offense. Between his stints at San Jose State, he spent three years ('87-89) as the offensive coordinator at the University of California under head coach Bruce Snyder.

The San Mateo, California native began his Division I coaching career at Utah State and coached the secondary, special teams, quarterbacks and receivers during his tenure with that team from '76-81. Two of his star quarterbacking pupils at Utah State were Eric Hipple and Bob Gagliano who each went on to pursue NFL playing careers. Shea joined Utah State after a six-year stint at Mt. Hood Community College in Gresham, Oregon from '70-75, where he coached the passing game, the secondary and special teams.

Shea served as a college quarterback at the University of Oregon from '65-67. Following his graduation, he inaugurated his coaching career with a two-year tour of duty ('68-69) as a graduate assistant for the Ducks. He is also credited with authoring "The Quarterback" and producing an instructional video, "The Making of a Quarterback."

**Coaching Career:** University of Oregon 1968-69; Mt. Hood J.C. (Ore.) 1970-75; Utah State University 1976-81; San Jose State University 1984-86; 1990-91 (head coach 1990-91); University of California 1987-89; Stanford University 1992-94; British Columbia Lions 1995 (CFL); Rutgers University 1996-00 (head coach); joined Chiefs in 2001. **Education:** University of Oregon (B.S. '68), (M.A. '70). **Born:** June 12, 1946 in San Mateo, California. **Family:** Wife - Susan; Children - Jennifer, Garrett and Daniel.



## MIKE SOLARI

### OFFENSIVE LINE

14TH YEAR NFL COACH (6TH WITH CHIEFS)



Entering his 14th season as an NFL coach, Mike Solari begins his sixth campaign in Kansas City guiding the Chiefs offensive line. The 47-year-old Solari joined the club in '97 after spending the previous five seasons as the tight ends/assistant offensive line coach for the San Francisco 49ers.

In 2001, Solari worked in close conjunction with offensive coordinator Al Saunders in developing and implementing Kansas City's game plans in the running game. Those efforts by Solari and Saunders paid tremendous dividends as the Chiefs finished the year sixth in the NFL in rushing offense, gaining an average of 125.5 ground yards per game. That total was due in large part to the production of Pro Bowl RB Priest Holmes, who won the NFL's rushing crown and shattered the Chiefs single-season rushing record with 1,555 yards running behind Solari's well-schooled offensive front.

Thanks to the protection provided by Solari's offensive linemen, Kansas City enjoyed the second-highest offensive output in team history in 2001, as the club averaged 354.6 yards per game to rank third in the AFC and fifth in the NFL. Kansas City's 5,673 yards of total offense a year ago were just 19 yards shy of the franchise record of 5,692 established in '94. Making that accomplishment even more impressive was the fact that the Chiefs were implementing the services of a new center in 2001, Casey Wiegmann, who thrived under Solari's guidance. Meanwhile, a pair of other starters - LG Brian Waters and RT Marcus Spears - did the majority of their work at positions other than the ones where they opened the year.

Maintaining consistency despite constant changes in personnel and offensive emphasis has been one of Solari's trademarks since coming to Kansas City. In 2000, the Chiefs ranked eighth in the league, averaging 350.9 yards of total offense per game. The Chiefs permitted just one sack every 17.1 pass attempts to also rank eighth in the league and tied a franchise record by going three consecutive games without giving up a sack a year ago. With plenty of time to throw the ball, Kansas City finished the year fifth in the NFL by averaging 259.3 passing yards per game.

Through the years, Kansas City's offensive line has been flexible enough to adapt no matter the circumstances under Solari's direction. Despite having just one running back record over 100 yards in a single game in '99, Kansas City ranked fourth in the league in rushing with 130.1 yards per game and led the NFL in rushing attempts (521). In large part, those numbers were testimony to Solari's troops who toiled on the Chiefs offensive front.

Whether it has been establishing the ground game or protecting the passer, Kansas City's offensive trenchmen have thrived in both areas under Solari. Since he joined the club in '97, the Chiefs have permitted an average of just 32.0 sacks each season and have twice ranked among the league's top five clubs in rushing ('97 and '99).

Solari's offensive line group is headlined by guard Will Shields who started all 16 games for the eighth consecutive season in 2001 and earned his seventh straight Pro Bowl berth. Kansas City also owns one of the league's finest offensive tackle tandems. Seven-time Pro Bowl left tackle Willie Roaf was acquired in an off-season trade with New Orleans and will pair with '99 first-round draft choice John Tait, who will make the move to right tackle in 2002. In addition to his work with offensive tackles, Solari has also had success in molding interior linemen. In '99, veteran Tim Grunhard became the first Chiefs center to earn a Pro Bowl nod since Jack Rudnay in '77, while Dave Szott received All-Pro recognition following the '97 campaign.

In '98, Solari's offensive linemen captured all of the Chiefs most prestigious individual awards, a major feat considering that the unit saw its line-up shuffled significantly several times due to injuries. Shields was Kansas City's only Pro Bowl selection, while Glenn Parker started at three different offensive line positions to merit team MVP honors and Riley earned the club's Mack Lee Hill Award

which goes to the Chiefs top first-year performer. Despite an injury which sidelined Szott for the club's final 15 games, the club's offensive front still only permitted one sack for every 16.1 pass attempts, the fifth-lowest ratio in the AFC that season.

In his first season with the club in '97, Solari successfully integrated a pair of new starting tackles (Parker and Jeff Criswell) into the Chiefs line-up while maintaining the team's tradition of excellence in the trenches as the club generated 135.7 rushing yards per game, a 10.1-yard improvement from the previous season.

During his tenure in San Francisco, Solari was largely responsible for assisting in the emergence of Brent Jones as one of the league's preeminent tight ends. During his stay with the 49ers ('92-96), Jones made four Pro Bowl appearances and set a franchise record for receptions by a tight end with 68 catches in '93. As a member of San Francisco's coaching staff in '94, Solari helped the 49ers offense amass 31.2 points per game during the regular season, the sixth-highest tally in NFL history. The club upped that average to 43.7 points per game in the playoffs, en route to a 49-26 victory over San Diego in Super Bowl XXIX.

Solari began his NFL coaching career with a two-year stint under Tom Landry with the Dallas Cowboys ('87-88) where he served as an assistant offensive line and special teams coach. In '89, he joined Gene Stallings' staff as the offensive line coach with the Phoenix Cardinals and then moved on with Stallings for two seasons at the University of Alabama before beginning his tour of duty with the 49ers in '90. He initially embarked on his coaching career at Mission Bay (Cal.) High School in '76, followed by stints at Mira Costa Junior College ('78) and U.S. International ('79). He joined Boise State in '80 and helped lead the Broncos to the NCAA Division I-AA championship. After stints at the University of Cincinnati ('81-82) and Kansas ('83-85), Solari spent one season as the offensive coordinator at Pitt ('86) before joining the NFL ranks.

**Coaching Career:** Mission Bay High School 1977; Mira-Costa J.C. 1978; U.S. International University 1979; Boise State University 1980; University of Cincinnati 1981-82; University of Kansas 1983-85; University of Pittsburgh 1986; Dallas Cowboys 1987-88; Phoenix Cardinals 1989; University of Alabama 1990-91; San Francisco 49ers 1992-96; joined Chiefs in 1997. **Education:** San Diego State University (B.A. '76). **Born:** January 16, 1955 in Daly City, California. **Family:** Wife - Patti; Children - Tamara, Stephanie and Michael.



## JASON VERDUZCO

OFFENSIVE ASST./QUALITY CONTROL

3RD YEAR NFL COACH (2ND WITH CHIEFS)



Jason Verduzco embarks on his second season as the Chiefs offensive assistant/quality control coach in 2002. He enters his third year as an NFL coach after serving as an offensive assistant for the Washington Redskins in 2000. Verduzco is responsible for analysis and self-scouting of the club's offense, as well as the evaluation of video and computer data. He is also engaged in compiling research on Kansas City's offensive efficiency and tendencies.

Prior to joining the NFL ranks, the 32-year-old Verduzco spent six seasons as a coach on the collegiate level, including a three-year stint from '97-99 as a defensive assistant at his alma mater, the University of Illinois. Verduzco assisted head coach Ron Turner's staff which inherited an 0-11 program and quickly transformed them into '99 MicronPC.com Bowl champions with a 63-21 victory against Virginia. Verduzco joined the Fighting Illini coaching staff following a three-year stay as the offensive coordinator at New York's Hamilton College ('94-96).

Verduzco, who spent his prep career at Antioch (California) High School, played one season at quarterback for the Canadian Football League's British Columbia Lions ('93) after a stellar four-year career as the signal caller for Illinois ('89-92), where he led the Fighting Illini to a 30-17-1 record. At the conclusion of his college career, Verduzco ranked second in the Illini annals in pass attempts (1,083), completions (678), passing yards (7,532) and TDs (42) trailing only Jack Trudeau. With Verduzco at the controls of the Illinois offense, the Illini participated in four consecutive bowl games ('90 Florida Citrus, '91 Hall of Fame, '91 John Hancock and '92 Holiday Bowl).

During his senior campaign in '92, Verduzco was named second team All-Big Ten while taking home Big Ten Offensive Player of the Week honors twice. An honorable mention All-America selection by *Football News*, Verduzco ended his career as just the eighth player in Big Ten history to top the 7,000-yard plateau in career passing yards. Upon graduation from Illinois in '93, Verduzco ranked sixth on the Big Ten's all time passing list, just behind Ohio State's Art Schlichter (7,547).

**Coaching Career:** Hamilton College (N.Y.) 1994-96; University of Illinois 1997-99; Washington Redskins 2000; joined Chiefs in 2001. **Education:** Illinois (B.A. '93). **Born:** April 3, 1970 in Walnut Creek, California. **Family:** Single.



## JOE VITT LINEBACKERS



### 24TH YEAR NFL COACH (3RD WITH CHIEFS)

Entering his 24th season of service as an NFL coach, Joe Vitt returns for his third season as the Chiefs linebackers coach in 2001. He joined Kansas City in 2000 after spending the '99 campaign coaching defensive backs for the Green Bay Packers.

The 48-year-old Vitt has helped continue the Chiefs long tradition of production from the linebacker position. That linebacker group is headlined by the venerable 13-year NFL veteran Marvyn Patton who has averaged 138.7 tackles per season during his past three campaigns with Kansas City. A consistent force and consummate professional for the Chiefs, Patton paired with Donnie Edwards to become the first Kansas City linebacking tandem to each post over 100 tackles in three consecutive seasons. Vitt is also credited with aiding the rapid rise of Mike Maslowski, who vaulted into the starting lineup in 2000 and earned a spot on *USA Today's* All-Joe team before being slowed by a knee injury a year ago.

But turning young players into immediate contributors is nothing new for Vitt. Given a trio of rookie cornerbacks (Antuan Edwards, Fred Vinson and Mike McKenzie) and a starting free safety in just his third pro campaign (Darren Sharper) to work with in Green Bay in '99, Vitt helped the Packers youthful secondary mature quickly. McKenzie, a third-round draft choice, quickly earned a starting spot and led the club with six interceptions and 18 passes defended, while Sharper paced the Packers with 113 tackles. The development of those performers in the secondary was a key reason Green Bay ranked third in the NFC with 26 interceptions, a figure which doubled the club's '98 total of a mere 13 pickoffs.

Vitt is no stranger to getting solid play out of the linebacker post, either. Prior to joining the Packers, he served four seasons ('95-98) as linebackers coach for the Philadelphia Eagles. During the '98 campaign, his linebacking corps helped the Eagles become the league's top pass defense, permitting an NFL-low 170.0 passing yards per game. In his first season with Philadelphia in '95, he oversaw the development of linebacker William Thomas, who produced seven interceptions, was named the club's defensive MVP and earned his first Pro Bowl berth. Under Vitt's continued guidance, Thomas returned to the Pro Bowl the following year and received team defensive MVP honors the next two seasons.

From '92-94, Vitt served as assistant head coach/secondary coach for the Los Angeles Rams under head coach Chuck Knox. He joined the Rams after accruing 10 seasons of AFC West coaching experience with Seattle. He began his tenure with the Seahawks as the club's strength coach in '82 before spending the next nine years ('83-91) as Seattle's secondary coach. During that nine-year span, the Seahawks made four playoff appearances as S Kenny Easley and CB Dave Brown each earned Pro Bowl nods under Vitt's jurisdiction.

Vitt originally entered the NFL ranks as a strength coach with the Baltimore Colts under Ted Marchibroda in '79 and spent two more years with the Colts before joining the Seahawks in '82. A collegiate linebacker at Towson University, Vitt played four seasons with the Tigers before embarking on his pro coaching career.

**Coaching Career:** Baltimore Colts 1979-81; Seattle Seahawks 1982-91; Los Angeles Rams 1992-94; Philadelphia Eagles 1995-98; Green Bay Packers 1999; joined Chiefs in 2000. **Education:** Towson University (B.A. '78). **Born:** August 23, 1954 in Syracuse, New York. **Family:** Wife - Linda; Children - Joe Jr. and Jennifer. Joe Jr. is currently serving on the coaching staff at Towson University after an injury curtailed his playing career as a wide receiver for the Tigers.

## DIRECTIONS

### TO TRAINING CAMP FROM TWIN CITIES

Take I-494 East from airport, follow to I-94 East. Take I-94 East across the St. Croix River to Wisconsin. Exit right on Highway 35 South (River Falls exit). Follow Hwy. 35 eight miles into River Falls. Exit right on Main Street. Follow Main to South Main. The Chiefs Ramer Field practice complex is one-half mile on the left. Trip from airport is 27 miles (approx. 45 minutes).

### TO ARROWHEAD AND THE CHIEFS FACILITY FROM KCI AIRPORT

Stay on I-435 South. Follow I-435 to I-70 East (Exit left). Take I-70 one-quarter mile to Blue Ridge Cutoff (Stadium entrance is on immediate right). Enter Sports Complex at Gate 1. Media parking located in Lot E on South side of stadium. Enter Arrowhead at Gate E.



## DARVIN WALLIS

**DEFENSIVE ASST./QUALITY CONTROL**

**21ST YEAR NFL COACH (14TH WITH CHIEFS)**



Darvin Wallis, a 31-year coaching veteran, is now in his 14th year of service with the Chiefs as a defensive assistant/quality control coach. Wallis owns 20 years of NFL coaching experience, all of which have been spent in the AFC. He has also been a member of 12 playoff teams (seven with Kansas City and five with Cleveland), the most postseason appearances of any current member of the Kansas City coaching staff. Wallis joins former Chiefs assistants Tom Pratt (21 years), Tom Bettis (13 years) and Kurt Schottenheimer (12 years) as one of only four assistant coaches in Chiefs history to serve more than one full decade with the club. Wallis has served in his present role with the Chiefs since '89. In addition, Wallis was one of only 19 coaches in NFL history to work for a team in all 10 years of a 100-win decade as Kansas City produced a 102-58 record from '90-99.

Wallis carries out a myriad of responsibilities in his role with the Chiefs. In addition to assisting with the club's defensive backs, he is also charged with the team's defensive game analysis, where he compiles comprehensive weekly scouting reports on opposing offenses including a complete breakdown of their formations, schemes, concepts and tendencies based on hours of research and video study. Wallis also serves as the club's defensive quality control coordinator where his duties include self-scouting, the organization of computer data, as well as the design and analysis of video cut-ups. He is also responsible for special research projects in addition to compiling the club's comprehensive defensive playbook on an annual basis. Before joining the Chiefs, the 53-year-old Wallis served in a similar capacity for seven years under Marty Schottenheimer with the Cleveland Browns ('82-88) before coming to Kansas City in '89.

Prior to his stint in Cleveland, the Fort Branch, Indiana, native tutored tight ends and tackles at the University of Mississippi ('80-81), served as offensive line and strength coach at Tulane University ('78-79), and oversaw the offensive front at Adams State College ('76-77) in Alamosa, Colorado. Wallis began his coaching career at Wilcox High School in Wilcox, Arizona ('72) before taking the head coaching reigns at Ajo High School in Ajo, Arizona ('73-75). In '99, Wallis completed his doctorate degree in Sport Administration from the University of Kansas joining fellow Chiefs assistant Keith Rowen who also holds a Ph.D.

**Coaching Career:** Adams State College 1976-77; Tulane University 1978-79; University of Mississippi 1980-81; Cleveland Browns 1982-88; joined Chiefs in 1989. **Education:** University of Kansas (Ph.D. '99), Adams State College (M.A. '78), University of Arizona (B.A. '72). **Born:** February 14, 1949 in Ft. Branch, Indiana. **Family:** Wife - Vicky; Children - Darvin, Jr., Tyson and Austin.



**DEBBIE BRENTS**  
COACHING SECRETARY



**SUZETTE COX**  
COACHING SECRETARY



**ANN ROACH**  
COACHING SECRETARY



**COREY MEREDITH**  
STRENGTH & CONDITIONING  
INTERN



## PLAYER PERSONNEL

### **BILL KUHARICH** **DIRECTOR OF PRO PERSONNEL**



Bill Kuharich, regarded as one of the most respected evaluators of talent in the NFL, joined the Chiefs as Director of Pro Personnel in May of 2000 after spending 14 seasons with the New Orleans Saints. He spent his last three seasons with the Saints as that club's President, General Manager and Chief

Operating Officer. Kuharich oversees Kansas City's scouting of all players with professional experience, including NFL Europe, the Canadian Football League, as well as the NFL and all other professional leagues.

The 49-year-old Skokie, Illinois native owns 17 years of pro football experience, Kuharich previously worked with Chiefs President Carl Peterson in the USFL and also learned the trade from the late Pro Football Hall of Famer Jim Finks in New Orleans.

Kuharich began his career under Peterson with the USFL's Philadelphia Stars in '83 and was promoted to Assistant General Manager/Director of Player Personnel the following year. During the league's three-year existence, the Stars compiled a 48-13-1 overall record, made three championship game appearances and won two league titles.

In '86, he began his tenure under Finks with New Orleans as Director of Player Personnel, serving in that role until '93. Finks and Kuharich inherited a Saints franchise which had never had a winning season or been to the playoffs, and proceeded to construct a squad which earned four postseason berths over a six-year span from '87-92. Kuharich later served as New Orleans' Vice President of Football Operations ('94-95) and Executive Vice President/General Manager ('96) before being named the franchise's top executive in '97.

Kuharich began his football career as a graduate assistant at Brown in '76 before moving to the University of Hawaii in '77. The following year he went to work for the U.S. Department of Defense, while still serving as a volunteer assistant at Georgetown. In '79 he returned to coaching at St. Lawrence. He also served as an assistant at Columbia from '80-81 before joining Peterson in the USFL.

**Education:** St. Lawrence (M.E. '81), Middlebury College (B.A. '76). **Family:** Wife - Betsy; Children - Megan, Alexis and Kelli. Kuharich's father, the late Joe Kuharich, served as a college head coach at San Francisco ('48-51), and Notre Dame ('59-62). The elder Kuharich also served as an NFL head coach with the Chicago Cardinals ('52) and Washington Redskins ('54-58), in addition to a stint as the head coach/general manager of the Philadelphia Eagles ('64-68).

### **DICK CURL** **PRO PERSONNEL ASSISTANT**



Dick Curl enters his third season as pro personnel assistant for the Chiefs in 2002. In addition to evaluating players with pro experience, he also serves as the club's scout during the NFL season. Curl joined the Chiefs after spending the previous three seasons as the head coach of the Frankfort Galaxy of NFL Europe. The Galaxy won the World Bowl in '99 and also made the game in '98 as Curl was named the coach of the year both of those seasons.

Before being named head coach in Frankfort, Curl served as offensive coordinator of the Barcelona Dragons since '91. The Dragons made a World Bowl appearance in '91 before winning the league title in '97.

The Chester, Pennsylvania native amassed 30 years of coaching experience prior to his tenure in NFL Europe, enjoying a 19-year college stint serving at Boston College, Rutgers, Virginia and Trenton State, where he served as head coach in '74. He was instrumental in recruiting Chiefs Hall of Fame enshrinee S Deron Cherry to Rutgers during his time with the Scarlet Knights. A former quarterback at Richmond, Curl joined the collegiate coaching ranks in '73 after spending 11 years at the high school level.

**Education:** University of Richmond (B.A. '62). **Family:** Wife - Beverly; Children - Debbie, Karen and Susan, in addition to 10 grandchildren.

### **JIM CRINER** **PRO/COLLEGE SCOUT**



Jim Criner enters his first year evaluating both college and pro talent. Prior to coming to Kansas City in 2002, he spent one season as the head coach of the XFL's Las Vegas Outlaws and enjoyed a six-year stint as head coach of the Scottish Claymores of NFL Europe from '95-00. In '96, he guided the Claymores to a 32-27 World Bowl victory over Frankfort. He also served as the offensive line coach of the World League's Sacramento Surge in '91-92.

Prior to serving as head coach at Iowa State ('83-86), the Lurton, Arkansas native spent a seven-year stint in the same role at Boise State ('76-82) where he guided the Broncos to the NCAA Division I-AA Championship in '80. He previously enjoyed a three-year tenure as an assistant at UCLA in '73-75, serving on head coach Dick Verneil's staff which also included Carl Peterson and Lynn Stiles.

Before joining the Bruins, he held assistant coaching posts at Utah ('67), Cal State - Hayward ('68), California ('69-71) and BYU ('72). Criner began his coaching career with a four-year stint in the California high school ranks from '63-66.

**Education:** Cal Poly Pomona (B.A. '63).  
**Family:** Wife - Ann; Children - Mark and Kelli.

### **CHUCK COOK** **DIRECTOR OF COLLEGE SCOUTING**



Now in his 19th season as a valued member of the Kansas City Chiefs personnel department, Chuck Cook enters his sixth season as the Chiefs Director of College Scouting. He was promoted to that post in May of '97 after serving 13 years as a Regional Scout for the club, spending the majority of

his efforts scouring the country's Southeast region for college talent.

The 42-year-old Andalusia, Alabama native coordinates Kansas City's college scouting efforts with his primary focus being the preparation of the club for the annual NFL draft. Thanks to the efforts of Cook and his scouting staff, the Chiefs have selected an impressive resume of college performers during his tenure, including recent first-round picks DT Ryan Sims (2002), WR Sylvester Morris (2000) and T John Tait (1999).

Cook originally joined the Chiefs staff in '84 after serving as an offensive assistant with the USFL's Arizona Wranglers ('82-83). He began his coaching career under Al Kincaid at the University of Wyoming in '80 and also worked with the Cowboys in '81. Cook played wide receiver, running back and defensive back at Southern Mississippi. He was in the training camps of both the Giants and Jets prior to embarking on his coaching career. He was inducted into the Southern Miss Hall of Fame in '93. His father, Hamp, served as a longtime scout with the New Orleans Saints.

**Education:** Southern Mississippi (B.A. '80).  
**Family:** Wife - Carla; Children - twin daughters Carley and Cori, and a son, Colby.

### **BRUCE LEMMERMAN** **REGIONAL SCOUT/ SCOUTING COORDINATOR**



Bruce Lemmerman enters his third season in the Chiefs personnel department. Lemmerman is responsible for evaluating talent in the West region for Kansas City and coordinates the efforts of the club's other college scouts. He joined the Chiefs in 2000 after spending six seasons as Director of

College Scouting for the New Orleans Saints.

Prior to his stint with the Saints, Lemmerman served as Director of Operations for the CFL's Edmonton Eskimos from '89-94 after two years

with the Winnipeg Blue Bombers. He had also previously served as an offensive coach with the Eskimos from '81-82. The Los Angeles native coached receivers, tight ends and offensive backs for the Houston Oilers from '84-85 after serving as offensive coordinator of the USFL's Los Angeles Express in '83.

Also a collegiate baseball standout at California - Northridge, Lemmerman served as a pro quarterback for the Atlanta Falcons ('68-70), as well as Edmonton ('71-79) and Hamilton ('80) in the CFL ranks.

**Education:** University of California - Northridge (B.A. '68).  
**Family:** Wife - Brigette; Children - Lisa and Jennifer.

### **DON GREGORY** **REGIONAL SCOUT**



Don Gregory enters his second year with Kansas City and his first as a regional scout in the South. He joined the Chiefs after serving as the Director of Player Personnel for the XFL's Las Vegas Outlaws in 2001. Prior to the XFL, he worked under former Chargers GM Bobby Beathard as a scout for

San Diego ('95-99), evaluating college talent and professional free agents.

Before entering the NFL ranks, Gregory also enjoyed player personnel stops in the Canadian Football League with the Edmonton Eskimos ('94) and the Winnipeg Blue Bombers ('93-94) scouting the West. He scouted the Northwest for the San Antonio Riders of the World League of American Football (WLAF) from '90-91.

Gregory played collegiately at Wenatchee Valley College ('74-75), Portland State University ('76) and Whitworth College ('77-78). Born January 15, 1956 in Pearl City, Hawaii, Gregory moved to Great Falls, Montana in the sixth grade.

**Education:** Whitworth College (B.S. '79)  
**Family:** Single.

### **JOHN BONAVENTURA** **AREA SCOUT**



John Bonaventura enters his first year with the Chiefs evaluating college talent on a national level for the club. Prior to coming to Kansas City, Bonaventura spent the 2001 season as a football administrator for the XFL's Las Vegas Outlaws.

Owning a background in coaching at both the collegiate and high school level, Bonaventura served as an assistant coach at Sweetwater High School in National City, California for three seasons prior to joining the XFL. The Canastota, New York native also served as an assistant at Sonoma State University in Rohnert Park, California from '94-95 and at San Francisco State in '89. A collegiate wide receiver at San Francisco

State, Bonaventura also served as a graduate assistant coach at the University of Nevada from '90-92.

**Education:** San Francisco State University (B.A. '90); National University (M.A. '00). **Family:** Wife - Annette.

**JEFF FOSTER**  
**AREA SCOUT**



Jeff Foster enters his second year with the Chiefs and his first year evaluating talent in the Big 10 and the Midwest after scouting on a national level for the club in 2001.

Prior to coming to Kansas City, he spent the previous six seasons ('95-00) with the East-West Shrine Game. Foster

served his last three years with that organization as Executive-Vice President. As an annual host of one of the nation's premier all-star contests, Foster was in charge of all executive decisions as they related to player and personnel selections for a contest which showcases some of the top senior college talent. He helped recruit 43 All-America picks and two Heisman Trophy winners to take part in the game from '96-98.

The Redding, California native joined the Shrine Game after serving as a standout safety for Arizona State ('90-94), where he was an All-Academic Pac 10 selection for the Sun Devils as a senior.

**Education:** Arizona State University (B.S. '94). **Family:** Single.

**GREG OLEJACK**  
**AREA SCOUT**



Greg Olejack enters his third year as an area scout for Kansas City, evaluating college talent in the Southeast. A native of Whitehall, Pennsylvania, the 46-year-old Olejack owns an extensive resume of collegiate coaching experience, most recently serving as offensive line coach at Hawaii from '97-99. He previously spent four years as head coach of Muhlenberg College in Allentown, Pennsylvania. He also has enjoyed college coaching stints at Richmond, Brown, Villanova and Tulane. A former collegiate player, Olejack began his collegiate career at New Mexico Military Institute before spending two seasons at the University of Louisville.

He began his coaching tenure with stints at Clarksville High School in Clarksville, Indiana and Garden City Community College in Garden City, Kansas before joining the Green Wave of Tulane in '81.

**Education:** Tulane University (M.E. '84), University of Louisville (B.S.'77). **Family:** Wife - Meg; Children - Emily and Andrew.



**MARY REDMOND**  
ADMINISTRATIVE ASSISTANT  
COLLEGE SCOUTING



**MITCH LaPOINT**  
SCOUTING ADMINISTRATOR/  
FOOTBALL OPERATIONS



**LISA SIEBERN**  
ADMINISTRATIVE ASSISTANT  
PRO PERSONNEL

**PRONUNCIATION GUIDE**

Taje Allen	TAH-Jay
Monty Beisel	Bi-zol
Marc Boerigter	Bo-RIC-ter
Scott Fujita	Foo-GEE-ta
Marvcus Patton	MARV-cus
Dan Stryzinski	Stra-ZIN-ski
Jabbar Threats	THREETS
Casey Weigmann	WIG-man
Peter Giunta	JUNE-ta

## FOOTBALL STAFF

### ANDRE BRUCE SPORTS FIELD MANAGER



Entering his 27th season with the Chiefs organization, Andre Bruce was promoted to the post of Sports Field Manager in 2001. He served as Head Groundskeeper since '90 after serving 14 years as George Toma's assistant. A native of Kansas City, Bruce and his staff oversee the upkeep of Arrowhead Stadium's grass playing

surface which was voted as one of the best playing surfaces in the league by the NFL Players Association.

Since '76, Bruce has served the Chiefs and the NFL, including work on 13 Super Bowls and 10 Pro Bowl contests. Bruce began working with the Chiefs in May of '76 shortly after graduating from Central High School in Kansas City, Missouri. Bruce has five full-time assistants. Scott Martin, who joined the Chiefs staff in '79 and Doug Schallenberg, who started with the Chiefs in '80 have served as Assistant Groundskeepers since '89. Terry Lee, Randy Baker and Travis Hogan assist on Bruce's crew, as well.

**Education:** Central High School ('76). **Family:** Wife - Paulette; Children - Andre, Jr., Corey and Shaun.

### MIKE DAVIDSON EQUIPMENT MANAGER



A veteran of 19 NFL seasons, Mike Davidson enters his 14th year as the Chiefs Equipment Manager in 2001. The NFL's Equipment Manager of the Year in '99, Davidson and his staff are responsible for outfitting the team's players and coaches as well as the purchase and maintenance of the club's equipment. They are also charged with transporting the Chiefs gear for all road contests, which have included American Bowl games in venues such as Berlin ('90), Tokyo ('93, '98), as well as Monterrey, Mexico ('96), as well as the '94 AFC-NFC Pro Bowl in Honolulu, Hawaii.

The 46-year-old Davidson came to Kansas City in '89 after serving as an assistant equipment manager for the Cleveland Browns the previous five seasons. Prior to joining the Browns in '84, the Cleveland native served as a marketing education coordinator at Thomas W. Harvey High School in Painesville, Ohio ('83-84) and as an occupational work adjustment coordinator at Kirtland Middle Schools in Stow, Ohio ('78-83). Davidson has two full-time assistants: Allen Wright is in his 19th season with the Chiefs and his 14th in the equipment department, while Chris Shropshire has been a member of staff since '93 and was hired full-time in '97. All three are certified members of the Athletic Equipment Managers' Association.

**Education:** Bowling Green State University (B.S. '78). **Family:** Single.

### DAVE KENDALL HEAD ATHLETIC TRAINER



Just the second head trainer in Chiefs history, Dave Kendall enters his 26th season of service with Chiefs and his 17th year as Head Athletic Trainer in 2002. He was promoted to that post after serving as Wayne Rudy's assistant for his first nine campaigns with the club. A graduate of Wyandotte High School in Kansas

City, Kansas, the 50-year-old Kendall joined the Chiefs in '77 after serving as an assistant trainer at Pittsburg State, where he earned a degree in physical education. His wife, Jacki, is the daughter of late Pro Football Hall of Famer Jack Christiansen, who starred for the Detroit Lions from '51-58 and served as head coach of the San Francisco 49ers from '63-67.

In March of '92, Kendall and his assistant trainer, Bud Epps, were named the "NFL Training Staff of the Year." Epps, who is in his 17th season with the Chiefs, served as an assistant trainer for eight years at his alma mater, the University of Missouri, before joining the club in '84. Keith Abrams, a '95 graduate of Kean University, and a 2000 graduate of San Jose State, enters his initial season as an assistant trainer for the Chiefs in 2002 after serving in the same role for Tampa Bay from '97-00. Kendall, Epps and Abrams are all certified members of the National Athletic Trainers Association.

**Education:** Pittsburg State University (B.S. '77); **Family:** Wife - Jacki; Child - Kristen, who is a junior at NW Missouri State.

### MIKE PORTZ DIRECTOR OF VIDEO OPERATIONS



Entering his ninth season with the Chiefs organization, Mike Portz was promoted to Director of Video Operations in February of 2001 after spending the previous two seasons as the club's Manager of Video Operations.

The 32-year-old Blue Springs, Missouri native originally joined the Chiefs as a video assistant in '92, spending six years (92-97) in that role. He then moved on to serve a one-year stint as the Video Director at the University of Missouri, where he worked with the Tigers football program before returning to Kansas City in '99.

Portz employs two full-time assistants in the Video Department. Todd Weger, an Indiana State graduate, is entering his fourth season as an assistant in the video department, while University of Missouri alum Andrew Hearne begins his second year with the Chiefs after spending the 2000 season in the Mizzou video department.

**Education:** Central Missouri State University; Longview Community College (A.A. '91). **Family:** Wife - Candy; Children - Collin and Trevor.



**KEITH ABRAMS**  
ASSISTANT TRAINER



**DR. CRIS BARNTHOUSE**  
TEAM PHYSICIAN



**DR. JOSEPH BREWER**  
TEAM PHYSICIAN



**DR. JON BROWNE**  
TEAM PHYSICIAN



**BUD EPPS**  
ASSISTANT TRAINER



**ANDREW HEARNE**  
VIDEO ASSISTANT



**DR. MIKE MONACO**  
TEAM PHYSICIAN



**CHRIS SHROPSHIRE**  
ASST. EQUIPMENT MANAGER



**TODD WEGER**  
VIDEO ASSISTANT



**ALLEN WRIGHT**  
ASST. EQUIPMENT MANAGER

## **2002-2003 IMPORTANT DATES**

- Thursday, July 25 . . . . . Depart for Training Camp – River Falls, Wisconsin
- Friday, July 26 . . . . . First Day of Training Camp Practice
- Friday, August 2 . . . . . Practice with Minnesota – Mankato, Minnesota
- Saturday, August 3 . . . . . Practice with Minnesota – Mankato, Minnesota
- Friday, August 16 . . . . . Last Day of Training Camp – Return to Kansas City
- Tuesday, August 27 . . . . . NFL Roster Cutdown to 65 Players
- Sunday, September 1 . . . . . NFL Roster Cutdown to 53 Players
- Monday, September 2 . . . . . Clubs may establish Five-Man Practice Squad
- Sunday, September 8 . . . . . Regular Season Opener at Cleveland
- Tuesday, October 15 . . . . . NFL Trading deadline – 4:00 PM (ET)
- Tuesday, November 12 . . . . . Deadline to sign Franchise and Transition Players
- Saturday, December 28 . . . . . Regular Season Finale at Oakland
- Saturday, January 4 . . . . . Wild Card Playoffs
- Sunday, January 5 . . . . . Wild Card Playoffs
- Saturday, January 11 . . . . . Division Playoffs
- Sunday, January 12 . . . . . Division Playoffs
- Sunday, January 19 . . . . . Conference Championships
- Sunday, January 26 . . . . . Super Bowl XXXVII – San Diego, California
- Monday, February 3 . . . . . AFC-NFC Pro Bowl – Honolulu, Hawaii

## FRONT OFFICE

### **WALLACE BENNETT** VICE PRESIDENT OF SALES & MARKETING



Wallace Bennett, now in his eighth full season with the Chiefs organization, was promoted to Vice President of Sales and Marketing in March of '99. He had previously served as the club's Director of Sales and Marketing since February of '96 after originally joining the team as Director of Sales in October of '94. The 47-year-old Bennett oversees

all areas of sales, marketing, promotions, advertising, gameday production and hospitality events for the Chiefs and Kansas City Wizards soccer team. In addition, he supervises the sales and marketing efforts for all official team publications, as well as the clubs' internet sites.

Under his direction in '95, the Chiefs and their fans enjoyed a \$3 million renovation of Arrowhead's concession stands. Those improvements included the addition of eight in-stadium NFL Pro Shop locations which feature a wide selection of official Chiefs merchandise.

A native of Jacksonville, Florida, Bennett came to Kansas City with 18 years of experience in the IBM Corporation. He began his career with the Fortune 500 company in '76 as a marketing representative and rose through the corporate ranks prior to joining the Chiefs organization in '94. **Education:** Clemson University (B.S. '76). **Family:** Wife - Laurie; Children - Trey and Rick.

### **ANITA BAILEY** DIRECTOR OF CORP. SPONSORSHIP SALES



Anita Bailey begins her 14th year with the Chiefs and her seventh season as Director of Corporate Sponsorship Sales. In that role she is responsible for the sale of all major corporate partnerships along with development and implementation of Chiefs promotions. As of February of '99, Bailey also oversees corporate sales for the Kansas City

Wizards. Before assuming her current role in March of '96, the New Cambria, Missouri native spent six years as the organization's Promotions Manager. She originally joined the Chiefs in '89 as a member of the club's PR department.

Prior to her appointment with the Chiefs, Bailey spent six seasons ('82-87) in the Kansas City Royals public relations department before taking a post as the Director of Convention Services for the Adam's Mark Hotel in Kansas City. **Education:** Northeast Missouri State University. **Family:** Husband - Bob Gretz; Children - Eric and Scott.

### **KEN BLUME** DIRECTOR OF DEVELOPMENT



Ken Blume begins his 14th year as the club's Director of Development. He is responsible for the sales and service of all premium seating areas for both the Chiefs and the Kansas City Wizards soccer team, as well as overseeing the Pavilion at Arrowhead and the Arrowhead Club. He coordinates the Chiefs various volunteer

organizations (Chiefs Club, Red Coaters, and Alumni Ambassadors). He also oversees new construction, stadium renovations, special projects and Chiefs Travel - an in-house travel service.

The 47-year-old Blume served as the team's Director of Marketing for two years and Sales Manager for two years before taking his present post. Previously, he was Administrator with Colonial Presbyterian Church, Vice President of Regan Supply Company, and Asst. to the President at Total Engineering Services Team in New Orleans. **Education:** Rockhurst College (M.B.A. '87), Texas Christian University (B.S. '77). **Family:** Wife - Elizabeth; Children - Dayton and Rebekah.

### **JULIE DORN** DIRECTOR OF SPECIAL EVENTS



Julie Dorn enters her third season as the Chiefs Director of Special Events after joining the club in February of 2000. She is responsible for the development, implementation and execution of all special events held at Arrowhead Stadium.

Prior to joining the Chiefs, Dorn previously served as Director of Events for the Big 12 Conference in Dallas, Texas, where she assisted in the coordination of the Big 12 Football Championship, as well as Big 12 Basketball Tournaments. Prior to her tenure at the Big 12, she enjoyed stints at the Big Eight Conference office in Kansas City and at the University of Missouri.

A two-time All-America gymnast at Missouri ('89-90), the Minneapolis, Minnesota native was named Big Eight Conference Female Athlete of the Year in '91 and was inducted into the University of Missouri Athletic Hall of Fame in '96. **Education:** University of Missouri (M.S. '94), (B.S.W. '91). **Family:** Single.

### **40TH FACT**

The '63 Chiefs committed only 52 penalties, the fewest in team history during a non-strike season.



**DOUG HOPKINS**  
**DIRECTOR OF TICKET OPERATIONS**



Doug Hopkins, who has 24 years of ticketing and special event experience, begins his ninth season as the Chiefs Director of Ticket Operations. Hopkins supervises and directs ticket operations for all Chiefs games, special events, and concerts at Arrowhead Stadium. Before joining the Chiefs in '94, Hopkins held the post of Vice

President of Ticketing for World Cup USA 1994.

Prior to his World Cup duties, the Redmond, Washington, native spent 10 years as the Director of Ticket Operations for the Seattle Mariners. In addition, he also served as the Director of Ticketing for both the 1990 Goodwill Games and Seattle's Kingdom. **Education:** Seattle University (M.B.A. '88), University of Washington (B.A. '72). **Family:** Wife - Maria; Children - Bradley and Alicia.

**RICHARD McOSKER**  
**DIRECTOR OF INFORMATION SYSTEMS**



A member of the Chiefs since July '86, Richard McOsker enters his 17th year as Director of Information Systems. A native of Wichita, Kansas, McOsker oversees the data processing staff and coordinates the club's information systems for the Chiefs, the Kansas City Wizards and Columbus Crew soccer

teams, as well as Hunt Midwest Enterprises and its subsidiaries.

Prior to his arrival at Arrowhead, McOsker served as Vice President of Data Processing for Guaranteed Foods, Inc. for six years after previously holding manager and programmer/analyst posts with that organization. McOsker also held programmer positions with Industrial Bearing and Transmission as well as Swingster Wearables. **Education:** Rockhurst University (B.A. '00), (M.B.A. '02), Kansas City Kansas Community College (A.A. '78). **Family:** Wife - Cindy; Children - Adam, David, Michelle and Mark.

**STEVE SCHNEIDER**  
**DIRECTOR OF STADIUM OPERATIONS**



A native of Kansas City, Steve Schneider returned home in January of '97, joining the Chiefs as the club's Director of Stadium Operations. He enters his sixth season overseeing the day-to-day engineering, maintenance, security, grounds and field maintenance, construction and event day personnel of

Arrowhead Stadium. Schneider spent the previous seven years as the Director of Operations for the

ARCO Arena, home of the NBA's Sacramento Kings.

The 43-year-old Schneider began his career for the then-Kansas City Kings of the NBA in '82 before moving to Sacramento as the Assistant Director of Operations for ARCO Arena in '85. After spending two years in that capacity he returned to Kansas City in '87 as a Warehouse Manager for Automotive Distributors, Inc. before rejoining the ARCO Arena in '90. **Education:** Northwest Missouri State University (B.S. '81). **Family:** Wife - Elizabeth; Children - twin daughters Erin and Meredith and a son Ian.

**BRENDA SНИЕZEK**  
**DIRECTOR OF COMMUNITY RELATIONS**



Entering her 21st season with the Chiefs, Brenda Sniezek begins her second season as the Director of Community Relations. She was promoted to that post in March of 2001 after serving as the club's Community Relations Manager since '85. During that time, she has been instrumental in the team's community efforts. Sniezek is responsible for developing and implementing outreach programs and charitable projects for the organization and its players. In 2001, the Chiefs raised \$1.87 million (net) for local charities through the Chiefs Children's Fund and the Chiefs individual players' foundations.

The Wellington, Kansas native graduated from the University of Kansas with a Business Administration degree and joined the Chiefs in '82 as an administrative assistant in Public Relations and is active with a variety of Kansas City area charitable organizations. **Education:** University of Kansas (B.S. '81). **Family:** Husband - Bob, with four children - Madeline, Mary, Robert Henry and Martha.

**GARY SPANI**  
**DIRECTOR OF SALES**



Gary Spani enters his fourth season as Kansas City's Director of Sales in 2002 after serving as the club's Sales Manager since '95. Entering his 14th season as a member of the Chiefs sales staff, he currently oversees group sales, publication ad sales, concourse signage and hospitality events (Pavilion at Arrowhead,

VIP and Kickoff Countdown Tents) for both the Chiefs and Kansas City Wizards soccer club.

Spani joined the Kansas City front office after a stellar nine-year playing career from '78-'86. Although injuries forced his retirement in '87, he remains the all-time leading tackler in club history with 999 stops, in addition to 9.5 sacks, nine fumble recoveries and two TDs. He came to the Chiefs as a third-round draft choice in '78 after an All-America career at Kansas State.

In 2000, Spani was inducted into the Kansas State Athletic Hall of Fame. He is set to be

inducted into the College Football Hall of Fame in 2002 and will be officially enshrined in the College HOF in South Bend, Indiana in 2003. **Education:** Kansas State University (B.S. '78). **Family:** Wife - Stacey, with five daughters - Shalin, Taber, Tanis, Sajel and Taris.

**LAMONTE WINSTON**  
**DIRECTOR OF PLAYER DEVELOPMENT**



Lamonte Winston begins his 10th season with the Chiefs organization in 2002, his sixth as Director of Player Development. During his tenure with the club, the 43-year-old Winston has served as an area scout in addition to coordinating the team's player development program which assists

players in their adjustment to life as a pro athlete and helps prepare them for life after the game through NFL programs such as career internships, continuing education and financial education.

Prior to joining the Chiefs in '93, Winston served as an assistant coach at Nevada ('90-93) and San Francisco State ('86-89) in addition to stints at Merritt Junior College and Albany High School in Albany, California. After beginning his playing career at Merritt JUCO, he transferred to Westminster College, where he ranked third in the nation in receiving (NAIA), before moving on to San Francisco State. In 2000, he was inducted into the San Francisco State Hall of Fame.

A member of an NFL family, Winston's brother, Kevin, serves as Director of Player Programs for the N.Y. Jets. **Education:** San Francisco State (B.A. '85). **Family:** Wife - Claire; Children - a son, Cameron Lamonte and a daughter, Alanah.

**DALE YOUNG**  
**TREASURER/DIRECTOR OF FINANCE**



Dale Young enters his 13th year as the Chiefs Treasurer and Director of Finance. A Certified Public Accountant, Young is responsible for budget preparations, accounting and the day-to-day management of the financial operations of both the Chiefs and the Kansas City Wizards soccer team.

The 47-year-old Salina, Kansas product spent three years as Manager of Finance for Hunt Midwest Enterprises before joining the Chiefs organization. From '83 through '87, he was the Accounting Manager at Intercollegiate Press, Inc., after serving in both accountant and controller capacities with several firms after college. **Education:** Avila College (M.B.A. '82), Fort Hays Kansas State University (B.S. '76). **Family:** Wife - Allyson; Children - Michelle and Brittany.



**ARROWHEAD SPORTS**

**KANSAS CITY CHIEFS**  
One Arrowhead Drive  
Kansas City, MO 64129  
Ticket Office: (816) 920-9400  
[www.kcchiefs.com](http://www.kcchiefs.com)

**KANSAS CITY WIZARDS**  
Two Arrowhead Drive  
Kansas City, MO 64129  
Ticket Office: (816) 920-9400  
[www.kcwizards.com](http://www.kcwizards.com)

**UPCOMING  
SPECIAL EVENTS**

**EDDIE ROBINSON CLASSIC**  
**IOWA STATE VS.**  
**FLORIDA STATE**  
Saturday, August 24th  
7:30 PM  
For Tickets Call: (816) 931-3330  
or  
[www.ticketmaster.com](http://www.ticketmaster.com)

**CLASH OF THE CHAMPIONS**  
**NW MISSOURI STATE VS.**  
**PITTSBURG STATE**  
Thursday, October 17th  
7:30 PM  
For Tickets Call: (816) 931-3330  
or  
[www.ticketmaster.com](http://www.ticketmaster.com)

**2003 BIG 12 FOOTBALL  
CHAMPIONSHIP**  
Saturday, December 6, 2003  
Teams, Times and Ticket Info  
TBA

## PUBLIC RELATIONS

### **BOB MOORE** **DIRECTOR OF PUBLIC RELATIONS**



With 25 years of experience as a publicist, Bob Moore embarks on his 14th season as the Chiefs Director of Public Relations. The Altoona, Pennsylvania native is responsible for coordinating all of the club's public and media relations efforts. He also serves as the team's official spokesperson.

The 54-year-old Moore joined the Chiefs after serving as Vice President of Marketing and Corporate Communications for The Patt Organization, a Pennsylvania-based real estate development firm. From '82-85, Moore was the Director of Public Relations for the Philadelphia/Baltimore Stars of the United States Football League. It was there that he began his long association with Carl Peterson - now the President, GM & CEO of the Chiefs - and joined Peterson in Kansas City in '89.

Prior to joining the two-time USFL champion Stars, Moore served as the Sports Information Director at both Drexel University ('79-82) in Philadelphia and Saint Francis College (PA) ('76-78). He also acted as the Director of Media Information for Gettysburg National Park ('78-79). Moore is a member of the National Advisory Board of Trustees for The Civil War Preservation Trust, the largest non-profit battlefield preservation organization in the United States, whose goal is to preserve the nation's endangered battlefields. **Education:** Saint Francis College (B.A. '69). **Family:** Wife - Maggie; Children - Mandy.

### **PETE MORIS** **ASSOCIATE DIR. OF PUBLIC RELATIONS**



Now in his ninth season with the Chiefs, Pete Moris was promoted to Associate Director of Public Relations in March of 2001 after spending the previous two years as Assistant Director. A member of the Chiefs staff since '94, the 30-year-old Moris manages the day-to-day operations of

Kansas City's PR Department.

In addition to facilitating network TV and national media requests, he serves as the editor and principal writer of the *Chiefs Media Guide*, *NFL Gameday* magazine and the club's weekly news release. The Mt. Hope, Wisconsin native is also a columnist for *kchiefs.com* and other team publications, in addition to overseeing research, special projects and other creative needs for the team.

A '93 graduate of Loras College in Dubuque, Iowa, with degrees in English - Writing and Speech Communication - Public Relations, Moris was a four-year member of the Duhawk basketball squad, serving as a team captain his senior year. He began his NFL career as an intern with the Indianapolis Colts during their '92 training camp and spent a

year in the University of Florida SID office before joining the Chiefs as a public relations intern in '94. Moris and his wife are both affiliated with the Wisconsin Historical Society and are charter members of the Robert B.L. Murphy Society, which benefits the Wisconsin History Foundation. **Education:** Loras College (B.A. '93). **Family:** Wife - Lisa.

### **MORGAN SHAW** **MGR. OF PUBLIC INFO./MEDIA SERVICES**



Morgan Shaw enters her third season as the Chiefs Manager of Public Information/Media Services. The Mobile, Alabama native manages media services for the club and coordinates the department's gameday operations. After interning in the Chiefs sales department in '98, she spent a year as a Sports Marketing Manager at MAI Sports in Kansas City prior to rejoining the club in 2000. Shaw is currently pursuing her Master's degree at the University of Kansas. **Education:** University of Nebraska (B.A. '99). **Family:** Single.

### **PATRICK HERB** **PUBLICATIONS COORDINATOR**



After a one-year stint as a Seasonal PR Assistant, Patrick Herb was promoted to Publications Coordinator in April of 2002. The Appleton, Wisconsin product coordinates design and writing elements for team publications, is a contributor to *kchiefs.com* and handles media requests. He worked in the Wisconsin SID Office and interned with the Milwaukee Brewers before coming to Kansas City in 2001. **Education:** University of Wisconsin (B.A. '01). **Family:** Single.

### **BRAD KUH BANDER** **RESEARCH COORDINATOR**



Brad Kuhbander was elevated to Research Coordinator in April of 2002 after serving as a Seasonal PR Assistant for the Chiefs last season. The Hamler, Ohio native handles various research duties, as well as media requests and statistical needs for the club. Prior to his arrival in Kansas City, Kuhbander spent a year working as a member of the University of Florida SID Office. **Education:** Baldwin-Wallace College (B.A. '00). **Family:** Single.

## CHIEFS PUBLIC RELATIONS AND MEDIA POLICIES

**kcchiefs.com:** In-depth information on the Kansas City Chiefs for both fans and media can be found at the club's official website at [www.kcchiefs.com](http://www.kcchiefs.com), which contains weekly news releases, statistics, rosters, depth charts, injury reports, quotes, feature articles and player bios. The site is updated daily during training camp and the regular season.

**chiefsmedia.com:** New for 2002, this password-protected, media-specific site provides game releases, updated bios, additional stats, practice schedules, credential request forms, press clips and a host of other media information. Registered media users can also download segments of the media guide, player photos and weekly media packets. Contact Morgan Shaw for further details.

**Home Credential Requests:** Only accredited members of the media who cover the Chiefs and the NFL on a regular basis may apply for credentials. **ALL** credential requests must be made **ONLINE** at [chiefsmedia.com](http://chiefsmedia.com) a minimum of one week in advance of the game, including preseason contests. Written credential requests will no longer be accepted. Credentials are confirmed on a week-by-week basis on Thursdays preceding Sunday games. Failure to utilize an issued credential without notifying the PR department will result in revocation of credential privileges. All non-season media **MUST** pick up their credentials in person at Media Will Call on game day. No exceptions. Two forms of ID are required.

**Road Credential Requests:** If you are a regular member of the Chiefs media corps and wish to cover the team on the road, **ALL** requests must be submitted to Director of Public Relations Bob Moore no later than one game previous to a road contest. The Chiefs will then place a request to the opponent the Monday prior to a Sunday road game. Note that opponent credential availability may be limited.

**Interview Requests:** Associate Director of Public Relations Pete Moris coordinates all network TV and national media requests. Brad Kuhbander handles print interviews and Patrick Herb of the Chiefs PR staff handles radio requests. **ALL** radio requests must be made via fax, including names of producers and talent, studio numbers and show times.

**Head Coach Availability:** Head Coach Dick Vermeil is available daily during the season. Please consult PR for times and location. Coach Vermeil conducts a weekly press conference on Tuesdays during the season. This briefing begins at 11:45 AM and is available via satellite Tuesday

afternoons at [kcchiefs.com](http://kcchiefs.com). Please consult Morgan Shaw for satellite coordinates.

**Assistant Coach/Staff Availability:** Chiefs assistant coaches are available for interviews provided PR is notified in advance. Please consult Bob Moore or Pete Moris.

**Locker Room Policy/Player Availability:** During the regular season players are available to the media after the conclusion of practice. The Chiefs locker room is open to the media for a maximum of 45 minutes following the conclusion of practice each day. Any additional interviews should be coordinated through Chiefs PR. The Chiefs locker room is **NOT** open on the players' day off (typically Tuesdays.) QB Trent Green is scheduled to be available to the media at lunch on Thursdays during the regular season.

Media access to other areas of Arrowhead is limited to **ONLY** the fourth floor press box which serves as a work area, the PR office, and the first floor auditorium for media functions. All other areas are off-limits unless accompanied by a member of the PR staff.

**Open Practice:** All practices are open to accredited local media provided they are cleared through the PR department. Visiting team media are **NOT** permitted at practice. Videotaping is permitted **ONLY** during stretching, warm-up, individual drills and the cool-down periods. Consult Chiefs PR for practice times.

**Conference Calls:** The Chiefs will make Coach Vermeil and a player available to the visiting team media each Wednesday during the regular season. Consult Chiefs PR for times.

**Radio Actualities:** Throughout the season daily broadcast-quality radio actualities are made available to the media. They can be accessed at [www.kcchiefs.com](http://www.kcchiefs.com).

**Player Appearance Requests:** Requests for player appearances should be made in writing, no less than 30 days in advance to Community Relations Coordinator Chuck Castellano. Player availability is limited during the regular season and no requests are accepted during postseason play.

**Donation Requests:** The Chiefs make a limited number of donations to select charitable causes in the five-state region of Missouri, Kansas, Iowa, Nebraska and Oklahoma. Requests should be made in writing, no less than 30 days in advance of an event to Community Relations Assistant Janet Feltham. Such donations are strictly limited to Chiefs articles. Requests for monetary contributions or tickets are not accepted.

## STAFF



**RON BACHTEL**  
MANAGER  
STADIUM SYSTEMS



**DUANE BAILEY**  
MANAGER OF PLAYER  
COMPENSATION



**JACK BAGBY**  
STADIUM OPERATIONS



**RANDY BAKER**  
GROUNDS CREW



**BRENT BARNES**  
PROGRAMMER  
INFORMATION SYSTEMS



**GENE BARR**  
MANAGER OF SECURITY



**JAMES BARTLETT**  
PROJECT MANAGER  
INFORMATION SYSTEMS



**MARTY BRASHEAR**  
SECURITY OFFICER



**LANCE BROWN**  
MANAGER OF  
INTERNET SERVICES



**LISA BROWN**  
STADIUM OPERATIONS



**MIKE BROWN**  
STADIUM OPERATIONS



**JAMES BUCKMAN**  
SPONSORSHIP SALES  
MANAGER




**CHUCK CASTELLANO**  
COMMUNITY RELATIONS  
COORDINATOR



**LARRY CLEMMONS**  
MANAGER OF ACCOUNTING



**HEATHER COLEMAN**  
STADIUM OPERATIONS  
PERSONNEL MANAGER



**GARY COOPER**  
STADIUM OPERATIONS



**STEVE COX**  
MAINTENANCE MANAGER



**ANNETTE COYNE**  
MANAGER OF  
SPECIAL EVENTS



**LESLIE CROMWELL**  
MANAGER OF CUSTOMER  
SERVICES



**DON EDMONDSON**  
STADIUM OPERATIONS



**CHRISTINA EWING**  
ADMINISTRATIVE ASSISTANT  
SALES AND MARKETING




**JANET FELTHAM**  
COMMUNITY RELATIONS  
ASSISTANT



**EMILIE FOSTER**  
SPONSORSHIP  
COORDINATOR



**STEVE GARVEY**  
SPONSORSHIP  
COORDINATOR



**JEFF GORDON**  
COORDINATOR  
OF TICKET SERVICES



**KEVIN GRAY**  
STADIUM OPERATIONS




**PAULA GREGORY**  
ADMINISTRATIVE ASSISTANT  
DEVELOPMENT




**MELANIE HADDOCK**  
GRAPHIC DESIGN &  
ADVERTISING COORD.




**STEPHANIE HAIN**  
ADMINISTRATIVE ASSISTANT  
STADIUM OPERATIONS



**JIM HEARD**  
STADIUM OPERATIONS



**CRAIG HITCHCOCK**  
STADIUM OPERATIONS



**TRAVIS HOGAN**  
GROUNDS CREW



**TONYA IDEL**  
PROJECT COST  
COORDINATOR



**KELLY JAUERNIG**  
ADMINISTRATIVE ASSISTANT  
SALES & MARKETING



**PAM JOHNSON**  
ADMINISTRATIVE ASSISTANT  
FINANCE



**JENNIFER KANE**  
CUSTOMER SERVICE  
REPRESENTATIVE



**SHERRI LATHROP**  
STAFF ACCOUNTANT



**TERRY LEE**  
GROUNDS CREW



**JIM LOGES**  
CONSTRUCTION/REPAIR  
MANAGER



**SCOTT MARTIN**  
ASSISTANT  
GROUNDSKEEPER



**KELLY MASON**  
SPONSORSHIP SALES  
MANAGER



**MIA MCCOY**  
ADMINISTRATIVE ASSISTANT  
SALES & MARKETING



**DAN MEERS**  
MASCOT COORDINATOR



**SHELDON MICKEY**  
MANAGER OF  
MEDIA PRODUCTION



**DOUG MORGAN**  
STADIUM OPERATIONS



**CHARLES MUSECH**  
SALES EXECUTIVE



**BOB NEWELL**  
PAVILION OPERATIONS  
COORDINATOR



**DARRYL NORTON**  
STADIUM OPERATIONS



**GREG ORGAN**  
STADIUM OPERATIONS



**DON OSTRANDER**  
SECURITY OFFICER



**PETE PENLAND**  
STADIUM OPERATIONS



**LES PICO**  
SECURITY SPECIALIST/  
PLAYER DEVELOPMENT



**CRAIG PRONSKE**  
CUSTOMER SERVICE  
REPRESENTATIVE



**KIM RUTTER**  
ACCOUNTING CLERK



**DOUG SCHALLENBERG**  
ASSISTANT  
GROUNDSKEEPER



**PETER SCHWARTZ**  
SALES MANAGER



**DONNA SCOTT**  
MGR. OF GAME PRODUCTION/  
CHEERLEADERS



**LEANNE SHIREMAN**  
PERSONNEL & BENEFITS  
MANAGER



**DON SHOOK**  
STADIUM OPERATIONS



**BRIAN SLOAN**  
COURIER



**CYNDI SLOAN**  
RECEPTIONIST



**KENNY SMITH**  
STADIUM OPERATIONS



**BOB STIRTION**  
INFORMATION SYSTEMS  
MANAGER



**TERI SWETNAM**  
SALES COORDINATOR



**DANNY THOMAN**  
STADIUM OPERATIONS



**SHANE VITTEGL**  
STADIUM OPERATIONS



**KRISTIN WALKER**  
PLAYER DEVELOPMENT/  
FOOTBALL OPERATIONS



**STEVE WEISSMAN**  
SECURITY OFFICER



**MIKE WELCH**  
PROJECT MANAGER  
INFORMATION SYSTEMS



**MARK WILLIAMS**  
PROJECT MANAGER  
INFORMATION SYSTEMS



**CHIEFS IN AMERICAN BOWL CONTESTS**



DATE	RESULT	OPPONENT	SITE	STADIUM	ATT.
8/11/90	L, 3-19	L.A. Rams	Berlin, Germany	Olympic	55,429
8/7/94	L, 9-17	Minnesota	Toyko, Japan	Tokyo Dome	49,555
8/5/96	W, 32-6	Dallas	Monterrey, Mexico	Estadio Universitario	45,128
8/1/98	L, 24-27	Green Bay	Toyko, Japan	Tokyo Dome	42,018

# CHIEFS RADIO NETWORK

For the 13th consecutive year, all Chiefs games will be carried in Kansas City by KCFX Radio/101.1 FM. The Chiefs Fox Football Radio Network, with KCFX as its anchor, extends throughout a seven-state region that includes Missouri, Kansas, Iowa, Nebraska, Oklahoma, Arkansas and Illinois. KCFX will broadcast all Chiefs preseason, regular season and playoff games live. One of the Midwest's most recognizable radio and television personalities, Mitch Holthus, handles the play-by-play duties for the ninth straight year. Named Kansas Sports-caster of the Year for the eighth time in 2001, Holthus served as the voice of Kansas State athletics for 14 years from '83-96. In addition to his Chiefs duties, he is also the lead TV play-by-play broadcaster for Fox Sports coverage of the Missouri Valley Conference. Adding the color analysis is Hall of Fame quarterback Len Dawson, the Chiefs all-time leading passer. Bill Grigsby, who has been on the Chiefs broadcast scene since the club's first year in Kansas City, will also provide expert commentary. Bob Gretz, sports director at KCFX, will add pre-game and post-game comments for the 13th straight season, in addition to in-game sideline updates.

**CHIEFS RADIO VOICES:** (left to right): Bill Grigsby, "Voice of the Chiefs" Mitch Holthus, Bob Gretz and Len Dawson.



## 2002 CHIEFS RADIO NETWORK AFFILIATE LIST

### MISSOURI

CITY	STATION	CITY	STATION	CITY	STATION	CITY	STATION
BETHANY	KAAN/870 AM KAAN/95.5 FM	JOPLIN / NEOSHO	KKOW/860 AM KKOW/96.9 FM	MARSHALL	KMMO/1300 AM KMMO/102.9 FM	SEDALIA	KSDU/92.1 FM
CAPE GIRARDEAU	KAPE/1550 AM (simulcast in Sikeston) KFRW/1520 AM	KANSAS CITY	KCFX/101.1 FM	MONETT	KRMO/990 AM	SPRINGFIELD	KXUS/97.3 FM
CLINTON	KDKD/95.3 FM	KIRKSVILLE	KRXL/94.5 FM	OSAGE BEACH	KRMS/1150 AM	ST. JOSEPH	KFEQ/680 AM
COLUMBIA	KCMQ/96.7 FM	LEBANON	KLWT/1230 AM	ROLLA / STOCKTON / WAYNESVILLE	KFBD/97.9 FM	THAYER	KAMS/95.1 FM
						WARRENSBURG	KOKO/1450 AM

### KANSAS

CITY	STATION	CITY	STATION	CITY	STATION	CITY	STATION
CHANUTE	KKOY/105.5 FM	HAYS	KFIW/96.9 FM	PARSONS	KLKC/1540 AM	TOPEKA	WIBW/580 AM
CLAY CENTER	KCLY/100.9 FM	HUTCHINSON	KWBW/1450 AM		KLKC/93.5 FM		WIBW/97.3 FM
COFFEYVILLE	KGGF/690 AM	JUNCTION CITY	KJCK/1420 AM	PHILLIPSBURG	KQMA/92.5 FM	WELLINGTON	KLEY/1130 AM
EMPORIA	KVOE/101.7 FM	LARNED	KGTR/96.7 FM		KKAN/1490 AM	WICHITA	KRZZ/96.3 FM
FORT SCOTT	KMDO/1600 AM	LAWRENCE	KLWN/1320 AM	PITTSBURG	KKOW/860 AM	WINFIELD	KKLE/1550 AM
	KOMB/103.9 FM	LIBERAL	KSLI/101.5 FM		KKOW/96.9 FM		
GARDEN CITY	KKJQ/97.3 FM	MANHATTAN	KMAN/1350 AM	PRATT	KWLS/1290 AM		
GREAT BEND	KVGB/104.3 FM	OBERLIN	KFNF/101.1 FM	SALINA	KINA/910 AM		

### NEBRASKA

CITY	STATION	CITY	STATION
FALLS CITY	KTNC/1230 AM	NEBRASKA CITY	KNCY/1600 AM
GRAND ISLAND	KSZ/107.7 FM		KNCY/94.7 FM
HASTINGS / KEARNEY		OMAHA	KOMJ/590 AM
LINCOLN	KFOR/1240 AM		

### ARKANSAS

CITY	STATION
FAYETTEVILLE	KREB/1190 AM
MAMMOTH SPRINGS	KAMS/95.1 FM

### ILLINOIS

CITY	STATION
QUINCY	WTAD/930 AM

### IOWA

CITY	STATION	CITY	STATION
ATLANTIC	KJAN/1220 AM	SIoux CITY	KMNS/620 AM
DES MOINES	KWKY/1150 AM		


### OKLAHOMA

CITY	STATION
BARTLESVILLE	KWON/1400 AM
TULSA	KT2B/1430 AM



**KEEP YOUR  
EARS ON  
THE BALL.**

**The best Chiefs coverage with  
Mitch Holthus, Len Dawson,  
Bob Gretz and Bill Grigsby.**

 Gatorade® Thirst Quencher is the official sports beverage  
of the National Football League® ©1999 S-VC

It's

in

the

NFL

is *it* in you?™



## CHIEFS VETERANS



### DARNELL ALFORD

GUARD - 6-4 - 328

BOSTON COLLEGE

DRAFT (NO. 6 - 2000)

NFL: 3 (3RD WITH CHIEFS)

BORN: JUNE 11, 1977

NEWARK, NEW JERSEY

GP/GS: (3/0) PLAYOFFS: (0/0)



**Pro Career:** Powerful run blocker and steady pass protector entering his third campaign in Kansas City ... Could be a prospect to see duty at either guard or tackle for the Chiefs this season ... Will most likely compete for a reserve role at right guard behind seven-time Pro Bowler Will Shields in 2002 ... Spent the spring learning the finer points of the game playing for the Berlin Thunder of NFL Europe ... Played both right and left tackle during his tenure at Boston College, but worked primarily at the right tackle post for the Chiefs his first two seasons ... Has seen duty in three career regular season NFL contests ... Owns a wealth of talent and continues to hone his technique working on the offensive front ... Provides the Chiefs with yet another talented, young offensive lineman ... Is reunited in Kansas City with former college teammate, RB Michael Cloud, who the Chiefs tabbed in the second round of the '99 NFL Draft ... Joined the Chiefs as the club's sixth-round selection (188th overall) in the 2000 draft. **NFL Europe (2002):** Started nine games at right tackle for the Berlin Thunder, missing one game with a knee injury ... Helped the Thunder offense lead the NFL in total yards (3,704) and passing yards (2,667) ... A member of the Berlin squad that advanced to the World Bowl and posted a 26-20 victory vs. the Rhein Fire (6/22). **2001:** Saw duty in two games ... Was inactive for the season's first nine games before playing on the placement protection team vs. Seattle (11/25) and vs. Philadelphia (11/29) ... Was inactive for the club's final five games. **2000:** Was active for four games, playing in one contest ... Was active at Tennessee (9/3), but did not play ... Took one snap at left guard in place of an injured Jeff Blackshear vs. Carolina (12/10) ... Was active vs. Denver (12/17) and at Atlanta (12/24), but did not play.

**College:** Started 31 of 33 career games during his three seasons at Boston College ... Was one of the key components in a Boston College offensive line that helped Cloud become the school's all-time leading rusher with 3,597 yards ... In three collegiate seasons recorded 147 knockdown blocks ... Started all 11 games at right tackle in '99 ... Earned first team All-Big East Conference accolades ... Registered a career-best 63 knockdowns ... Returned to the roster in '98 after a one-year absence and made a powerful impact ... Started the first nine games at left tackle as he totaled 40 knockdown blocks on the season ... Helped clear the path for Cloud who ranked third in the nation with a 156.9 yards-per-game rushing average ... Sat out the '97 season for personal reasons ... Started all 11 games at right tackle in '96 ... Posted 44 knockdown blocks on the season ... Redshirted as a true freshman in '95 ... Majored in Human Development at Boston College.

**Personal:** Earned All-State, All-Region, All-District and All-Area accolades as a senior at Chancellor High School in Fredericksburg, Virginia ... Was named to the *Richmond Times-Dispatch* Top 30 and the *Roanoke Times* Top 25 teams ... Captured All-District basketball honors after leading his team in scoring and rebounding ... Also lettered in track, setting a school record in the shot put with a toss of 53' 6" ... Full name: Darnell LaShawn Alford ... Married, wife Kathy ... The Alfords reside in Lee's Summit, Missouri.

**Games Played/Games Started:** 2000 (1/0), 2001 (2/0) — 3/0.

#### 40TH FACT

The Chiefs first regular season game after moving to Kansas City was a 59-7 victory at Denver (9/7/63). The 59 points scored and the 52-point margin of victory remain franchise records.



#### 40TH FACT

The Chiefs produced a convincing 66-24 preseason victory vs. Chicago (8/23/67) at Municipal Stadium in the first-ever game played in Kansas City against an NFL opponent.





## IAN ALLEN

**GUARD - 6-4 - 320**

**PURDUE**

**FREE AGENT (2002)**

**NFL: 1 (1ST WITH CHIEFS)**

**BORN: JULY 22, 1978**

**NEWARK, NEW JERSEY**


**GP/GS: (0/0) PLAYOFFS: (0/0)**



**Pro Career:** An intriguing guard prospect looking for his second opportunity to crack the 53-man roster ... Originally joined the club as a rookie free agent in 2001, but was released prior to the start of the regular season ... Made the transition from tackle to guard during training camp with the Chiefs last season ... Refined his game this spring playing for the Scottish Claymores of NFL Europe ... Spent the final week of the 2001 season on the Falcons practice squad after signing on January 2nd of 2002 ... Attended training camp with Kansas City in 2001, but was released on August 28th ... Originally entered the NFL as a rookie free agent with the Chiefs on April 30th of 2001. **NFL Europe (2001):** Played in eight games (eight starts) at right guard for the Scottish Claymores.

**College:** Spent his final three years at Purdue protecting current San Diego QB Drew Brees ... Began his career with the Boilermakers on the defensive side of the ball as a defensive tackle ... Switched to the offensive side of the line for his sophomore campaign ... Played in 47 games (four starts) missing only one game ... Recorded nine tackles and two passes defended while on the defensive side of the ball ... Started all 10 games at guard as a senior ... As a junior he saw duty in all 12 games as a reserve guard ... Also saw duty on special teams ... Appeared in 13 games as a reserve guard and on special teams as a sophomore ... In his freshman campaign he played in 12 games as a reserve defensive tackle and contributed on special teams as well ... Had nine tackles and two passes defended ... Majored in Communications at Purdue.

**Personal:** A two-year starter on the offensive line at Westlake High School in Atlanta, Georgia ... Graded out at 85 percent block as a senior and 88 percent block as a junior ... A member of the French Club, marching band, orchestra, yearbook staff and international traveler's club ... Enjoys building model cars ... Full name: Ian Ramon Allen ... Single ... Resides in Conyers, Georgia.



## TAJE ALLEN

**CORNERBACK - 5-11 - 184**

**TEXAS**

**UNRESTRICTED FREE AGENT (2001)**

**NFL: 6 (2ND WITH CHIEFS)**

**BORN: NOVEMBER 6, 1973**

**FAIRBURN, GEORGIA**

**GP/GS: (73/4) PLAYOFFS: (4/0)**



**Pro Career:** Sixth-year coverman entering his second season with Kansas City after signing with the Chiefs as an unrestricted free agent from St. Louis on April 17th last year ... Will be tutored in Kansas City by Chiefs defensive backs coach Peter Giunta who spent four years with Allen in St. Louis, including three ('98-00) as defensive coordinator ... Expected to compete for playing time at the club's left cornerback position and in the Chiefs sub-defenses ... Is also expected to contribute on special teams ... Adds depth and experience to an already talented Chiefs secondary ... During his tenure with the Rams, arguably faced the NFL's finest fleet of receivers in practice every day, allowing him to refine his coverage skills against some of the league's top performers such as Isaac Bruce, Torry Holt and Az-Zahir Hakim ... Saw his most extensive pro duty during the Rams run to Super Bowl XXXIV during the '99 campaign, seeing duty in all 16 regular season games and meriting a pair of starts ... Set career highs in '99 with a pair of interceptions, 39 tackles (34 solo) and eight passes defended ...

Has seen action in 73 regular season games with four starts ... Has registered 73 tackles (62 solo), two interceptions (76 yards), 13 passes defended, half of a sack (-1.5 yards) and 17 special teams tackles ... Saw action in four postseason games for the Rams, producing two tackles, a pass defended and a special teams tackle ... Originally entered the league as a fifth-round selection (158th overall) of St. Louis in the '97 NFL Draft. **At Kansas City (2001):** Played in 16 games on special teams and eight games on defense ... Had 11 tackles (nine solo) and a QB pressure ... Also produced six special teams tackles ... Saw action on the punt coverage team vs. Oakland (9/9) ... Recorded one tackle vs. the N.Y. Giants (9/23) as the team's dime CB ... Produced one tackle at Washington (9/30) ... Played as the club's dime CB and on the speciality units at Denver (10/7) ... Replaced an injured Ray Crockett at left CB vs. Pittsburgh (10/14), making three tackles and a QB pressure ... Produced a season-high five tackles as the club's nickel CB at Arizona (10/21) ... Amassed a tackle vs. Indianapolis (10/25) ... Was the club's dime cornerback at San Diego (11/4) ... Saw action on special teams at the N.Y. Jets (11/11) and vs. Seattle (11/25) ... Played on the speciality units vs. Philadelphia (11/29), at Oakland (12/9) and vs. Denver (12/16) ... Made a special teams tackle vs. San Diego (12/23) and at Jacksonville (12/30) ... Made a season-high three special teams tackles at Seattle (1/6/02). **At St. Louis (1997-00):** Appeared in 57 games (four starts) for the Rams during his four seasons in St. Louis ... Produced 62 tackles (53 solo), two interceptions, 13 passes defended, half a sack (-1.5 yards) and 11 special team tackles ... Racked up two tackles, a pass defended and a special teams stop in four postseason games ... Played in the Rams victory against Tennessee in Super Bowl XXXIV. **2000:** Played in 11 games with one start ... Finished the regular season with two tackles (one solo) and four stops on special teams ... Was inactive for the first two games of the season vs. Denver (9/4) and at Seattle (9/10) ... Was inactive vs. Atlanta (10/17), at Kansas City (10/22) and at San Francisco (10/29) ... Registered fourth career start when the Rams opened in their dime package vs. Carolina (11/5) and recorded a season-high two special teams tackles ... Played on special teams in the NFC Wild Card Game at New Orleans (12/30), making one special teams tackle. **1999:** Played in all 16 regular season games with two starts ... Recorded season highs in tackles (39), interceptions (two) and passes defended (eight) ... Added five special teams tackles ... Collected half a sack (-3.0 yards) of Scott Mitchell vs. Baltimore (9/12) and recorded one special teams tackle. Was also on the receiving end of a lateral after a Todd Lyght interception and was credited with 36 return yards ... Recorded the first interception of his NFL career against Jeff Garcia, returning it a career-long 40 yards vs. San Francisco (10/10) ... Posted a career-high six tackles vs. New Orleans (11/28) ... Got his second INT of the year in the fourth quarter at New Orleans (12/12) ... Saw action in all three playoff games at defensive back and on special teams, making two tackles and recording one pass defended ... Registered one tackle and one pass defended in the end zone on fourth down vs. Tampa Bay (1/23/00) to seal the win in the NFC Championship Game ... Saw special teams duty vs. Tennessee (1/28/00) in Super Bowl XXXIV. **1998:** Played in all 16 games on defense and special teams ... Made one tackle and produced four passes defended ... Made two special teams tackles. **1997:** Played in 14 games with one start ... Had 20 tackles (17 solo) and four passes defended ... Made two special teams tackles, as well ... First NFL start came vs. Seattle (10/19) when Seahawks opened game in four wide receiver formation and the Rams countered with their dime package.

**College:** Started every game during his junior and senior seasons at the University of Texas ... Played opposite CB Bryant Westbrook, the fourth overall pick by Detroit in the first round of the '97 NFL Draft ... Saw duty in 48 games (28 starts) during his tenure with the Longhorns, racking up 165 tackles (131 solo), as well as one interception for 19 yards ... Earned All-Big 12 honorable mention as a senior and was recipient of Coaches Award, given to the team's most underrated player ... Recorded 52 tackles, one interception and two pass deflections as a senior for the Longhorns ... Graduated from Texas with a degree in Sports Management.

**Personal:** A first team All-State and a Top 100 selection by the *Houston Chronicle* as a senior at Estacado High School in Estacado, Texas ... Excelled in track, finishing second in the 330-meter hurdles and fourth in the 110-meter hurdles in state finals ... Full name: Taje (pronounced TAH-jay) LaQayne (La-KWANE) Allen ... Married, wife Gladys ... The Allens reside in Overland Park, Kansas.



### ALLEN'S NFL STATISTICS



Year	Team	G-S	INTERCEPTIONS				TACKLES			FUMBLES		PASSES	SACKS No./Yds
			No.	Yds.	LG	TD	Solos	Asst.	Total	Rec.	For.	Defended	
1997	St. Louis	14-1	0	0	--	0	17	3	20	0	0	0	0.0/0.0
1998	St. Louis	16-0	0	0	--	0	1	0	1	0	0	4	0.0/0.0
1999	St. Louis	16-2	2	76	40	0	34	5	39	0	0	8	0.5/1.5
2000	St. Louis	11-1	0	0	--	0	1	1	2	0	0	1	0.0/0.0
2001	Kansas City	16-0	0	0	--	0	9	2	11	0	0	0	0.0/0.0
<b>Totals</b>		<b>73-4</b>	<b>2</b>	<b>76</b>	<b>40</b>	<b>0</b>	<b>62</b>	<b>11</b>	<b>73</b>	<b>0</b>	<b>0</b>	<b>13</b>	<b>0.5/1.5</b>

**Additional Stats:** Has 17 career special teams tackles – two in '97, two in '98, five in '99, two in 2000 and six in 2001. Had a QB pressure in 2001.

**POSTSEASON**

Year	Team	G-S	INTERCEPTIONS			TACKLES			FUMBLES		PASSES Defensed	SACKS No./Yds	
			No.	Yds.	LG	TD	Solos	Asst.	Total	Rec.			For.
1999	St. Louis	3-0	0	0	--	0	2	0	2	0	0	1	0.0/0.0
2000	St. Louis	1-0	0	0	--	0	0	0	0	0	0	0	0.0/0.0
<b>Totals</b>		<b>4-0</b>	<b>0</b>	<b>0</b>	<b>--</b>	<b>0</b>	<b>2</b>	<b>0</b>	<b>2</b>	<b>0</b>	<b>0</b>	<b>1</b>	<b>0.0/0.0</b>

**Additional Stats:** Had one special teams tackle at New Orleans (12/30/00).



## VICTOR ALLOTEY

**GUARD - 6-3 - 330**

**INDIANA**

**FREE AGENT (2001)**

**NFL: 4 (1ST WITH CHIEFS)**

**BORN: APRIL 8, 1975**

**BROOKLYN, NEW YORK**

**GP/GS: (0/0) PLAYOFFS: (0/0)**




**Pro Career:** Massive interior lineman joined the Chiefs as a free agent on June 12th of 2001 ... Spent the first 16 weeks of last season on the practice squad before being promoted to the 53-man roster for the club's final contest ... Huge offensive frontman entering his second camp with Kansas City in 2002 ... Spent three seasons ('98-00) on Buffalo's active roster prior to joining the Chiefs, but is still seeking his first regular season NFL game action ... Owns experience at both guard and tackle, but is expected to work at right guard behind seven-time Pro Bowler Will Shields for the Chiefs ... Began his collegiate career as a defensive lineman at Indiana ... Originally entered the league as the first of two seventh-round selections by Buffalo (198th overall) in the '98 NFL Draft. **At Kansas City (2001):** Was added to the 53-man roster on January 4th after spending the first 16 weeks of the season on the practice squad ... Was inactive at Seattle (1/6/02). **At Buffalo (1998-00):** Was on Buffalo's 53-man roster for three seasons, but did not see game action ... Was active for three games and inactive for 45 others. **2000:** Was on the Bills 53-man roster for the entire season ... Active in the season opener vs. Tennessee (9/3) for the first time in his career, but did not see any action ... Active but did not play in two other games, at the N.Y. Jets (9/17) and at Tampa Bay (11/26) ... Spent the remaining 13 games on the inactive list. **1999:** Spent his second season with the team on the 53-man roster ... Was inactive for all 16 regular season games. **1998:** Made the 53-man roster as a rookie, but was inactive for all 16 games.

**College:** Served as a collegiate standout at Indiana ... Excellent athletic talent allowed him to make a smooth transition to offensive guard for his senior season after playing three seasons on the defensive line ... Appeared in 38 games for the Hoosiers with 19 starts, 11 on offense and eight on defense ... Started at left guard for every game his senior season ... Earned second team All-Big 10 honors as a senior and played in the Blue-Gray All-Star game following the season ... As a junior, saw action in seven contests with five starts at right defensive tackle, totaling 23 tackles (17 solo) including a season-high six stops vs. Michigan ... In his sophomore campaign he played in nine games and started three at right defensive tackle recording 25 tackles (15 solo) and 2.0 sacks ... Majored in Public Health at Indiana.

**Personal:** Named Brooklyn Defensive Player of the Year following his senior season at Abraham Lincoln High School in Brooklyn, New York ... Named second team All-State as a nose guard and offensive tackle ... Selected to the first-team All-City and All-Brooklyn squads ... Also played power forward on the basketball team and spent two years playing with current NBA standout Stephon Marbury of the Phoenix Suns ... Full name: Victor P. Allotey ... Single with a daughter, Victoria (1) ... Resides in Independence, Missouri.

**Games Played/Games Started:** 1998 BUF (0/0), 1999 BUF (0/0), 2000 BUF (0/0), 2001 KC (0/0) — (0/0).



# JASON ANDERSEN

CENTER - 6-6 - 319

BRIGHAM YOUNG  
FREE AGENT (2002)

NFL: 4 (1ST WITH CHIEFS)

BORN: SEPTEMBER 3, 1975

HAYWARD, CALIFORNIA

GP/GS: (18/0) PLAYOFFS: (0/0)



**Pro Career:** Fourth-year offensive lineman enters his fifth NFL training camp after signing with the Chiefs on March 12th of 2002 ... Comes to Kansas City after previous NFL stints with New England and Miami ... Worked primarily at center, guard and on special teams during his previous pro stops, but is projected to work at center for the Chiefs ... Is reunited with fellow Chiefs tackle John Tait who was a college teammate at Brigham Young ... Went to training camp with Miami in 2001, but was released prior to the start of the season ... Joined the Dolphins as a free agent on November 14th of 2000, but did not see any game action with the team that season ... Saw duty in 18 regular season games over the course of three seasons with the Patriots ('98-00) ... Began the 2000 season as a member of the Patriots, but was let go on October 23rd of that year ... Originally entered the NFL as a seventh-round draft choice (211th overall) of New England in the '98 NFL Draft. **At Miami (2000):** Signed with the club as a free agent on November 14th, but did not see game action ... Was inactive for the Dolphins final six regular season games ... Was also inactive for the team's two postseason contests. **At New England (1998-00):** Played in 18 regular season games ... Saw most of his action on special teams ... Was a valuable reserve at both guard and center during his tenure in New England. **2000:** Saw action in the club's first seven game as a reserve ... Was released on October 21st ... Appeared in games vs. Tampa Bay (9/3), at the N.Y. Jets (9/11), vs. Minnesota (9/17), at Miami (9/24), at Denver (10/1), vs. Indianapolis (10/8) and vs. the N.Y. Jets (10/15). **1999:** Appeared in 11 games mostly on special teams and with spot duty on offense ... Was active, but did not play in the remaining five games ... Appeared in his first NFL game at the N.Y. Jets (9/12) ... Saw time at center in place of an injured Damien Woody at Miami (11/21) ... Did not play vs. Miami (10/17), vs. Denver (10/24), at Buffalo (11/28), vs. Dallas (12/5) and at Philadelphia (12/19). **1998:** Did not see any game action as a rookie ... Was inactive for nine games ... Suited up for his first NFL game vs. the N.Y. Jets (10/9), but did not see any game action ... Dressed, but did not play in the teams final six games.

**College:** A four-year letterman at Brigham Young University where he started his final two seasons as a Cougar ... Started every game at center as a senior and was the only lineman not to allow a sack ... Made the transition from guard to center and helped the offense produce 360.2 yards of total offense per game ... Appeared primarily at right guard as a junior, but did start two games at right tackle ... Saw action in two games at right guard as a sophomore ... During his redshirt freshman campaign he made two brief appearances ... Redshirted as a true freshman ... Also a two-year member of the BYU track team ... Placed seventh in the shot put at the '95 WAC finals with a throw of 58 feet ... Place seventh in the discus at the conference meet in '94 ... Majored in Sociology at Brigham Young.

**Personal:** A letterman in football, basketball and track at Piedmont High School in San Jose, California ... Was a two-time All-League and All-County choice on both the offensive and defensive sides of the ball at tackle ... Finished second in the state finals in the shot put with a school-record throw of 60'3" ... Earned Eagle Scouts honors as a youngster ... Enjoys fishing, camping and traveling ... Changed his surname from Young to Andersen as a freshman at BYU ... Full name: Jason Allen Andersen ... Married, wife Suni with a daughter, Destinee (5) and two sons, Jason (4) and Trey (2) ... The Andersens reside in Overland Park, Kansas.

**Games Played/Games Started:** 1998 NE (0/0), 1999 NE (11/0), 2000 NE (7/0), 2000 MIA (0/0) — (18/0).

	<b>NFL RECORD BOOK LEADING LEAGUE IN TD PASSES, CAREER</b>	
1. 4	<b>Len Dawson</b> ..... 1962-63, '65-66 Johnny Unitas ..... 1957-60 Steve Young ..... 1992-94, '98	

	<b>NFL RECORD BOOK MOST INT RETURN TDS SEASON</b>	
1. 4	<b>Eric Allen</b> - Philadelphia ..... 1993 <b>Ken Houston</b> - Houston ..... 1971 <b>Jim Kearney</b> - Kansas City .... 1972	

## SEVEN-TIME PRO BOWLER



### MORTEN ANDERSEN

**KICKER - 6-2 - 217**

**MICHIGAN STATE**  
**UNRESTRICTED FREE AGENT (2002)**  
**NFL: 21 (1ST WITH CHIEFS)**  
**BORN: AUGUST 19, 1960**  
**COPENHAGEN, DENMARK**  
**GP/GS: (308/0) PLAYOFFS: (8/0)**



**Pro Career:** One of the most prolific scorers in NFL history joined the Chiefs as an unrestricted free agent from the N.Y. Giants on March 26th of 2002 ... Booming left-footed kicker has stood the test of time and is entering his 21st NFL campaign ... Those 20 seasons of prior NFL experience tie him with fellow K Gary Anderson for the longest tenure in the NFL among players who were active in 2001 ... Only Pro Football Hall of Fame enshrinee George Blanda (26) and Earl Morrall (21) have completed more NFL seasons than Andersen and Anderson, who have 20 years to their credit along with Jim Marshall and Jackie Slater ... Ranks second in NFL history with 2,036 career points, trailing only Anderson (2,133) ... Joins Anderson and Blanda (2,002) as one of only three players in NFL history to eclipse the 2,000-point plateau in their career ... Has been selected to seven Pro Bowls, the most invitations gained by a kicker in the game's history ... Was selected to make the trip to Hawaii for the Pro Bowl following the '86-89, '91, '93 and '96 seasons ... Combines with tackle Willie Roaf and guard Will Shields to make the Chiefs the only team in the NFL with a trio of players boasting seven or more Pro Bowl nods this season ... Has earned the NFC Special Teams Player of the Week award eight times in his career ... Embarks on his first season of kicking in the AFC after spending his first 20 campaigns tormenting the NFC competition ... Will be 42 years, 21 days old on Opening Day, which will make him the second-oldest player to wear a Chiefs uniform in a regular season contest ... Trails only QB Warren Moon who was the oldest player to appear in a game in Chiefs annals when he started a contest at age 44 years, eight days in 2000 ... An extremely durable performer who has played in 308 games and has missed only one contest in his NFL career with an injury ... Trails only Blanda (340) and Anderson (309) in NFL annals in terms of games played ... Has played in 234 consecutive games to tie with Jim Bakken and Anderson for the third-longest such streak in league history ... Only longtime Vikings Marshall (282) and Mick Tingelhoff (240) played in more consecutive contests ... Is reunited in Kansas City with P Dan Stryzinski, his holder on placement kicks during his tenure in Atlanta ... The future Hall of Famer has converted 464 of 590 field goals (78.6%) and 644 of 653 PATs for a total of 2,036 points ... Has also played in eight postseason games during his illustrious career, converting 16 of 19 field goals (84.2%) and all 13 of his PATs for a total of 61 points ... Is in a battle with Anderson for the top marks in several categories in NFL history among kickers ... Has 464 career field goals, trailing only Anderson (476) at the top of the NFL record books ... His 590 field goals attempted are third in NFL history and second among active players behind Anderson (596) ... Has unquestionably been one of the finest performers in league history in terms of converting long-range kicks ... Is tops in NFL history with 39 career field goals from beyond 50 yards, including at least two in 13 of his 20 previous professional seasons ... Ranks first in NFL annals for field goals past 50 yards in a season with a career-high eight in '95 ... Holds the NFL record for 50-yard field goals in a game with three in a contest vs. New Orleans (12/10/95) while with Atlanta ... Showed he maintained the strength in his leg converting two field goals from beyond 50 yards in and having a third nullified by a penalty ... Has two of the eight-longest field goals in NFL history ... His 60-yard field goal during the '91 season ranks as the third-longest in NFL history and his 59-yarder in '95 is tied for fifth ... Ranks second in league annals with 17 seasons of 20+ made field goals ... Has converted 303 of 331 (91.6%) of his field goals from within 40 yards ... Showed his consistency when he made 77 consecutive field goals from within 29 yards from '89-98 ... Ranks fourth in NFL history with 653 PATs attempted with only Anderson (710) owning more among active players ... Out of those 653 PATs attempted, has made 644 for a 98.6% accuracy mark ... Trails only Blanda (943) and Anderson (705) among the top kickers in NFL history with his 644 extra points ... Has scored in an amazing NFL-record 286 consecutive games dating to a contest at New England (12/4/84) when the Saints were held scoreless. It is the longest scoring streak in NFL history and remarkably, it is 100 games longer than the second-place streak of 166 straight games established by Jim Breech ('79-82) ... Tops all NFL kickers with 12 100-point seasons in his career ... His strong,

booming kickoffs have accounted for 481 touchbacks during his pro tenure ... Performs at an extraordinarily high-level when the game rides on his left leg ... Has produced 29 career game-deciding kicks, the most of any kicker in NFL history ... Has converted 10 of those game winners against opponents that are on the Chiefs schedule in 2002 ... Signed as a free agent with the N.Y. Giants on August 29th of 2001 ... Played six seasons with Atlanta ('95-00) after signing with the club as a free agent on July 21st of '95 ... Originally entered the NFL as a fourth-round selection (86th overall) of New Orleans in the '82 NFL Draft. **At N.Y. Giants (2001):** Played in all 16 games, converting 23 of 28 field goals (82.1%) and 29 of 30 PATs ... Ranked ninth in the NFC with 98 total points ... Three of his missed field goals came from beyond 50 yards ... Connected on two field goal attempts (42 and 34 yards) and a PAT at Kansas City (9/23) ... Converted three field goals (50, 26 and 22 yards) and two PATs for a season-best 11 points vs. Washington (10/7) ... Connected on three of four FGs (24, 21 and 24 yards) vs. Philadelphia (10/22) ... Kicked a game-winning 42-yard field goal in a 27-24 overtime victory vs. Dallas (11/4), in addition to a 40-yard field goal in his 300th career NFL game ... Made three field goals (43, 36 and 51 yards) at Minnesota (11/19) ... Finished with a 47-yard field goal and an extra point vs. Oakland (11/25) to move past George Blanda (2,002 points) into second place in NFL history with 2,003 total career points ... Converted two field goals (35 and 41 yards) at Dallas (12/9) ... Connected on a 39-yard field goal vs. Arizona (12/15) ... Made both of his field goals (32 and 33 yards) vs. Seattle (12/23) ... Connected on field goals from 25 and 32 yards at Philadelphia (12/30) ... Connected on a 27-yard field goal and two PATs vs. Green Bay (1/6/02). **At Atlanta (1995-00):** Saw duty in 96 consecutive games during his six-year career with the Falcons ... Converted 139 of 173 field goals (80.3%) and 203 of 205 PATs for a total of 620 points ... Also appeared in four playoff games for the club, making nine of 10 field goals (90.0%) and all eight of his PATs for a total of 35 points ... Tops in team annals with 620 total points, including a team-record scoring streak of 96 consecutive games ... His 139 field goals made, 173 field goals attempted and 15 field goals from 50 yards or longer are the top marks in Atlanta history, as well ... Finished his Falcon career second in team annals with 203 PATs made, 205 PATs attempted and an 80.3 field goal make percentage. **2000:** Played in all 16 games, making 25 of 31 field goals (80.6%) and all 23 of his PATs for a team-leading 98 points ... Finished two for three on attempts of 50 yards and beyond ... Scored in each game to extend his NFL record for consecutive games scored to 269 straight ... Named the NFC Special Teams Player of the Week vs. San Francisco (9/3) after establishing a career-high with 18 points on five field goals (43, 44, 24, 44 and 48 yards) and three PATs ... Kicked a 31-yard first-quarter field goal at Carolina (9/17) and got his 27th game-deciding kick with a 27-yarder in the fourth quarter which broke a 10-10 tie ... Produced field goals from 37 and 45 yards vs. St. Louis (9/24) ... Kicked a 48-yard field goal at Philadelphia (10/1) to become the Falcons all-time leading scorer with a total of 561 career points, surpassing Mick Luckhurst's old mark of 558 points ... Amassed two field goals (42 and 28 yards) vs. the N.Y. Giants (10/8) ... Converted a 50-yard field goal vs. New Orleans (10/22) for his 38th career field goal of 50 or more yards, in addition to a 44-yard make ... Converted a 31-yard field goal vs. Carolina (10/29) for his 28th career game-deciding field goal in addition to a 35-yard first quarter field goal ... Converted a 42-yard field goal at Detroit (11/12) ... Made a 21-yard and 51-yard field goal at San Francisco (11/19). It was his 37th career field goal from beyond 50 yards ... Connected on all five field goal attempts of 24, 48, 42, 23 and 36 yards vs. Kansas City (12/24). **1999:** Saw action in all 16 games ... Booted 15 of 21 field goals (71.4%) and connected on all 34 extra points for 79 points ... Hit two (41 and 35 yards) field goals vs. Baltimore (10/3) ... Converted a 44-yarder that proved to be the difference in a 20-17 victory at New Orleans (10/10), in addition to a 36-yard make ... Connected on field goals from 19 and 25 yards vs. St. Louis (10/17) ... Hit field goals of 39 and 24 yards vs. Carolina (10/31) ... Booted a season-high five PATs vs. New Orleans (12/5) ... Connected on a 32-yard FG at Tennessee (12/19) ... Amassed a season-high 13 points on field goals of 41, 28 and 24 yards, plus four PATs vs. Arizona (12/26) ... Ended the season by connecting on a season-long 49-yard FG and a 38-yarder vs. San Francisco (1/3/00). **1998:** Played in all 16 games ... Booted 23 of 28 field goals (82.1%) and 51 of 52 PATs ... Finished eighth in the NFL in scoring with 120 points ... His 51 PATs made and 52 PATs attempted both ranked as the second-best single-season mark in club annals ... That point total was the second-highest single-season mark in Falcons history, trailing only his team record of 122 points in '95 ... Made his first eight field goal attempts of the season to run his streak to 14 in a row, a string that started with a game vs. Philadelphia (12/14/97) ... Hit a 43-yard FG at Carolina (9/6) in the season opener ... Made a 23-yard field goal vs. Philadelphia (9/13) ... Knocked home field goals of 23, 25 and 28 yards vs. Carolina (10/4) to go with a career-high six PATs for a season-best 15 points ... Named NFC Special Teams Player of the Week for seventh time in his career at the N.Y. Giants (10/11) for making both of his field goal attempts (26 and 32 yards) and all four of his PATs for a 10-point performance ... Converted a 53-yard field goal at the N.Y. Jets (10/25) ... Made three field goals (23, 22 and 43 yards) and four PATs for 13 points at St. Louis (11/1) to move past Pro Football Hall of Famer Jan Stenerud (1,699 points) into fourth place on the NFL's all-time scoring list ... Connected on two field goals (40 and 32 yards) and five PATs at New England (11/8) ... Made a 37-yard field goal and four PATs vs. San Francisco (11/15) ... Added to his ongoing NFL record with his 35th career 50-yard field goal vs. Chicago (11/22) to go with a 44-yard make ... Had his streak of 77 consecutive made field goals from within 30 yards halted with a blocked 29-yard attempt vs. St. Louis (11/29) ... Had a season-best four touchbacks to go with four PATs vs. Indianapolis (12/6) ... Booted FGs through from

49 and 33 yards vs. New Orleans (12/14) ... Closed the season with three touchbacks, a 35-yard field goal and five PATs vs. Miami (12/27) ... Also saw action in three postseason games, making seven of eight field goals (87.5%) and all six of his PATs for 27 points ... Kicked two field goals (29 and 32 yards) and two PATs vs. San Francisco (1/9/99) in an NFC Divisional Playoff Game ... Connected on a 38-yard field goal in overtime in the NFC Championship game at Minnesota (1/17/99) to propel the Falcons to their first-ever Super Bowl with a 30-27 victory. Added a 27-yard field goal to go with three PATs ... Opened the scoring with a 32-yard field goal and added a 28-yard field goal in Super Bowl XXXIII vs. Denver (1/31/99). **1997:** Saw action in all 16 games ... Hit 23 of 27 field goals for a 85.5 percent accuracy rate which was seventh-best in the NFL and second-best in team history ... Made good on all 35 PATs to top the 90-point plateau for the 15th consecutive season ... Boomed 37 of 42 kickoffs to the goal line as his kickoff coverage units were the second-best in the NFL with an average starting point of the 23.4-yard line ... Opened the season with a 30-yard field goal and two PATs at Detroit (8/31) ... Kicked 25-yard and 28-yard field goals vs. Carolina (9/9) ... Had a 51-yard field goal and four PATs vs. Oakland (9/14) ... Had makes of 25, 32 and a season-long 55 yards at New Orleans (10/12), in addition to landing four of his five kickoffs for touchbacks ... Made a pair of field goals (34 and 44 yards) at Carolina (10/26) ... Made a 37-yard field goal and added a 27-yarder for the game winner as time expired in a 34-31 win vs. St. Louis (11/2) ... Converted 27 and 44-yard field goals to go with three PATs at St. Louis (11/16) to become just the fifth player in NFL history to crack the 1,600-point barrier ... Amassed field goals from 43 and 22 yards away vs. New Orleans (11/23) ... Kicked two field goals (21 and 33 yards) vs. Philadelphia (12/14) to move ahead of former Chief Jan Stenerud (373 field goals) into third place for career field goals made with 374 ... Converted a 33-yard FG as time expired for the game-winner in a 20-17 victory vs. Philadelphia (12/14) ... Made four field goals (25, 31, 20 and 26 yards) and two PATs for a season-high 14 points at Arizona (12/21). **1996:** Participated in all 16 games for the ninth consecutive season ... Made 22 of 29 field goals (75.9%) and all 31 of his PATs for a total of 97 points ... Led all NFL kickers with 42 kickoffs reaching the end zone ... Hit field goals from 46 and 33 yards away at Carolina (9/1) ... Booted a field goal from 47 yards out at Detroit (10/6) ... Converted five field goals (23, 54, 32, 28 and 37 yards) with a PAT for a season-best 16 points at Dallas (10/20) ... Split the uprights on a 41-yard field goal attempt vs. Pittsburgh (10/27) ... Finished with a pair of field goals (25 and 45 yards) vs. Carolina ... Had a 47-yard field goal at St. Louis (11/10) and a 38-yard field goal vs. New Orleans (11/17) ... Connected on a 33-yard field goal at Cincinnati (11/24) to become only the third player in NFL history with 350 field goals. **1995:** Played in 16 games ... Made 31 of 37 field goals (83.8%) and 29 of 30 PATs for 122 points ... Established NFL records for the most field goals of 50 or more yards in a season with eight ... Set team records for most points in a season (122), most field goals in a season (31), longest FG (59 yards), as well as the most 50-yard FGs in a season (eight) and a game (three) ... His 37 field goal attempts were the second-highest total in team history ... Hit eight of nine field goals of 50 yards or longer on the season ... Led the NFL with 27 touchbacks, finished second with 31 field goals and ranked sixth with 122 points ... Selected to the Pro Bowl for an NFL-record seventh time and was named the NFL Alumni Kicker of the Year for the second time ... Earned All-Pro Honors from the Associated Press, *College & Pro Football Newsweekly*, *Football Digest*, *Football News*, *Pro Football Weekly/Pro Football Writers of America*, *Sporting News*, *Sports Illustrated*, *USA Today* and UPI ... Was selected as the *Pro Football Weekly* Kicker of the Year ... Connected on a game-winning 35-yard FG vs. Carolina (9/3) to go with 27-yard and 51-yard field goals ... Converted four field goals (19, 33, 46 and 21 yards) at New Orleans (9/17), including the game-winning 21-yard field goal in overtime ... Tied a career-high with five field goals (34, 54, 31, 32 and 33 yards) and added a PAT for a season-best 16 points vs. New England (10/1) ... Kicked a 30-yard game-winning FG in a 24-21 victory at Tampa Bay (10/22) ... Totaled field goals from 21 and 40 yards away vs. Dallas (10/29) ... Had his streak of 20 consecutive made field goals snapped vs. Detroit (11/5) with a 42-yard miss, breaking a streak of makes which dated back to a contest at Denver (12/24/94), a string of makes that included his first 18 FGs of '95 ... Made a 50-yard field goal at Buffalo (11/12) ... Established an NFL record with three field goals from beyond 50 yards (51, 55 and 55 yards) vs. New Orleans (12/10) ... Converted field goals from 52, 28 and a club-record 59 yards vs. San Francisco (12/24) ... Made both of his field goals (31 and 22 yards) and two PATs at Green Bay (12/31) in an NFC Wild Card Playoff Game. **At New Orleans (1982-94):** Saw action in 196 games during his 13-year stay with the Saints ... Converted 302 of 389 field goals (77.6%) and 412 of 418 of his PATs ... Finished his career first in team annals with 1,318 points ... Scored in a club-record 174 consecutive games beginning with a contest at Philadelphia (12/11/83) and lasting until a game at Denver (12/24/94) ... Has his name at the top of the Saints record book for most career field goals made (302) and attempted (389) to go with most PATs (412) ... Played in a club-record 122 consecutive games beginning with a game vs. San Francisco (10/25/87) through his last game in a Saints uniform with a contest at Denver (12/24/94) ... Saw action in four playoff games, making seven of nine field goals (77.7%) and all five of his PATs for 26 total points. **1994:** Participated in 16 games ... Converted 28 field goals which were the third-highest total in team annals while his 39 attempts ranked second ... Had a FG accuracy mark of 71.8% ... Made all 32 of his PATs to finish second in the NFC with a team-high 116 points ... Converted a 48-yard FG vs. Kansas City (9/4) ... Made a 43-yard and a 31-yard field goal at Tampa Bay (9/18) ... Booted field goals from 40 and 37 yards vs. the L.A. Rams (10/23) ... Nailed a pair of kicks (44 and 26 yards) at Minnesota (11/6) ... Knocked a game-winning 39-yard

field goal through the uprights vs. Atlanta (11/13) to give the Saints a 33-32 win ... Connected on a 46-yard field goal and four PATs at the L.A. Rams (12/4) ... Tied a club record with five field goals (45, 33, 31, 34 and 35 yards) to go with two PATs for a season-high 17 points at Atlanta (12/11) to earn NFC Special Teams Player of the Week honors ... Converted three field goals (21, 32 and 29 yards) vs. Dallas (12/19) ... Connected on three field goals (26, 37 and 40 yards) at Denver (12/24). **1993:** Played in 16 games, converting the third-best field goal total in club annals (28) on 35 attempts for an 80.0% accuracy mark ... Ended the season fourth in the NFC with 117 points ... Tied a career-high with four game-winning kicks ... Opened the season with four field goals (28, 37, 18 and 47 yards) and three PATs for a season-high 15 points vs. Houston (9/5) ... Hit the game-winning field goal from 44 yards to give the Saints a 34-31 victory at Atlanta (9/12), but had his streak of 25 consecutive field goals made snapped on a 42-yard miss ... Had a pair of PATs vs. Detroit (9/19) ... Earned NFC Special Teams Player of the Week honors vs. San Francisco (9/26) after making three field goals (33, 39 and 49 yards), including the game-winner from 49 yards away with five seconds remaining to give the Saints a 16-13 win ... Connected on three field goals (48, 43 and 30 yards) at the L.A. Rams (10/3) ... Had 40-yard and 27-yard FGs vs. Atlanta (10/24) ... Made his third game-winning kick of the season at Phoenix (10/31), this one coming from 38 yards away to go with a 48-yard field goal ... Converted a 24-yard field goal for his fourth game-winner of the season in a 17-14 victory at Minnesota (11/28) ... Made field goals from 41 and 27 yards out at Cleveland (12/5) ... Connected on all four of his field goals at Philadelphia (12/26), including a season-long 56-yarder, the third-longest kick in team history ... Ended the season with two field goals (43 and 49 yards) vs. Cincinnati (1/2/94). **1992:** Saw action in 16 games, making 29 of 34 field goals (85.3%) and 33 of 34 PATs ... His 29 field goals ranked second in team annals ... Tied Washington's Chip Lohmiller with 120 total points for the top mark in the NFC and the second-highest mark in Saints annals ... Made all three of his FG attempts from 59 yards or longer ... Placed 40 of his 81 kickoffs in the end zone for touchbacks ... Earned a sixth Pro Bowl trip ... Converted field goals from 39 and 31 yards away at Philadelphia (9/6) ... Hit the game-winning field goal from 47-yards away with 1:51 remaining at Atlanta (9/20) to give the Saints a 10-7 victory ... Split the uprights on a 42-yard field goal vs. San Francisco (9/27) ... Converted field goals from 50 and 20 yards at Detroit (10/4) ... Connected on a 30-yard field goal vs. the L.A. Rams (10/11) that provided the difference in a 13-10 win ... Booted a 52-yard field goal at Arizona (10/18) ... Had his third game-winning kick of the season in a 23-21 victory vs. Tampa Bay (11/1) when he knocked a 50-yarder through the uprights, to go with 31-yard and 45-yard FGs ... Kicked a 46-yard FG and four PATs at New England (11/8) ... Produced a 29-yard field goal and added a 42-yarder at San Francisco (11/15) ... Booted a pair of field goals (43 and 45 yards) vs. Washington (11/23) ... Tied his own club record with five field goals (20, 31, 24, 26 and 37 yards) vs. Atlanta (12/3), including the game-winning 37-yard FG with 1:56 remaining for a Saints 22-14 victory. Also added a PAT for a season-best 16 points ... Converted a 21-yard field goal and four PATs at the L.A. Raiders (12/13). Missed his first PAT attempt of the game, breaking his club-record streak of 119 PATs dating back to a contest at the L.A. Rams (10/22/89) ... Booted field goals from 35, 27 and 42 yards vs. Buffalo (12/20) ... Converted a pair of field goals (35 and 42 yards) with two PATs vs. Philadelphia (1/3/93) in an NFC Wild Card matchup. **1991:** Appeared in 16 games, converting 25 of 32 field goals (78.1%) ... His 38 PATs ranked as the third-highest mark in Saints annals ... Finished third in the NFC with 113 total points ... Knocked through four FGs (34, 30, 38 and 26 yards) and two PATs for a season-high 14 points vs. Minnesota (9/22) ... Amassed three field goals (32, 28 and 48 yards) vs. Tampa Bay (10/20) ... Boomed a 60-yard field goal to end the first half vs. Chicago (10/27) to tie Steve Cox of Cleveland (10/21/84) for the third-longest field goal in NFL history. It was also the second-longest field goal in Saints history ranking behind only Tom Dempsey's NFL-record 63-yarder ... Connected on two third-quarter field goals (39 and 31 yards) vs. Atlanta (11/24) ... Booted a 52-yard field goal at San Francisco (12/1) ... Converted a pair of field goals (37 and 42 yards) vs. the L.A. Raiders (12/16) ... Made both of his FG attempts (45 and 35 yards) vs. Atlanta (12/28) in an NFC Wild Card game. **1990:** Participated in all 16 games ... Earned his fifth trip to the Pro Bowl ... Connected on 21 of 27 field goals for the second-best mark in the NFC ... Ranked first in the NFL with 45.9% of his kickoffs (30 of 66) resulting in touchbacks ... Produced three field goals of 50 yards or more and had a pair of game-winners ... Opened the season with four field goals (41, 39, 28 and 32 yards) for a season-high 12 points vs. San Francisco (9/10) ... Kicked field goals from 46 and 23 yards at Atlanta (10/7) ... Booted a 52-yard FG and field goal vs. Cleveland (10/14) ... Had a 47-yard field goal vs. Detroit (10/28) ... Booted a season-best five PATs vs. Tampa Bay (11/11) ... Had a 38-yard field goal and two PATs at Washington (11/18) ... Converted field goals from 43 and 50 yards at Dallas (12/2) ... Split the uprights on a 48-yard field goal at the L.A. Rams (12/9) ... Kicked a pair of field goals (50 and 43 yards) vs. Pittsburgh (12/16) ... Converted a 40-yard field goal with 4:43 remaining at San Francisco (12/23) that provided the winning margin in a 13-10 victory ... Hit a 24-yarder with two seconds remaining vs. the L.A. Rams (12/31) that proved to be the game winner in a 20-17 game and propel the Saints into the playoffs ... Made a two of four field goals (47 and 38 yards) in an NFC Wild Card Game at Chicago (1/6/91), including a club playoff-record 47-yarder. **1989:** Played in 16 games and accounted for more than 100 points for the fifth straight season ... Converted 20 of 29 field goals (69.0%) and a club record 44 of 45 PATs ... Named the NFL Alumni Kicker of the Year ... Made 38 and 32-yard field goals at Green Bay (9/17) ... Converted his only field goal on three attempts from 33 yards at Tampa Bay (9/24) ... Booted 49 and 39-yard field goals vs.

San Francisco (10/8) ... Kicked FGs from 39 and 27 yards with four points for a season-best 10 points at the L.A. Rams (10/22), but missed an extra point to snap a string of 45 consecutive PATs made ... Converted two field goals (32 and 44 yards) vs. Atlanta (10/29) ... Converted a season-high three field goals (31, 26 and 22 yards) and a PAT to tie a season-high with 10 points at Buffalo (12/10) ... Connected on two field goals (21 and 29 yards) and four PATs, tying a season-high with 10 points vs. Indianapolis (12/24). **1988:** Appeared in 16 games ... Made 26 of 36 field goals (72.2%) and 32 of 33 PATs ... Topped the team in scoring with 110 points ... Voted to his fourth Pro Bowl ... Connected on three field goals (41, 29 and 28 yards) at Atlanta (9/11) ... Made field goals from 37 and 29 yards away at Detroit (9/18) ... Made a season-long 51-yard field goal vs. Tampa Bay (9/25) ... Converted two field goals vs. Dallas (10/3), including a 49-yarder as time expired to post a 20-17 victory for the Saints ... Connected on three field goals (27, 35 and 34 yards) at San Diego (10/9) ... Booted field goals from 23 and 31 yards at Seattle (10/16) ... Tied his season-long with a 51-yard field goal and added a 25-yard field effort vs. the L.A. Raiders (10/23) ... Tied a club record with six PATs vs. Denver (11/20), but did not have a field goal breaking his club record of 20 consecutive games with a made FG ... Converted a season-high four field goals (27, 41, 26 and 45 yards) vs. the N.Y. Giants (11/27) for a season-best 12 points ... Had a 36-yard field goal at Minnesota (12/4) ... Made a 38-yard field goal at San Francisco (12/11) ... Converted a 30-yard field goal with five seconds remaining vs. Atlanta (12/18) that proved to be the deciding points in a 10-9 win. **1987:** Played in 12 games during the strike-shortened season ... Connected on 28 of 36 FGs, the third-highest FG make total in club history ... Hit all 18 of his attempts from inside the 40-yard line ... Also made all 37 of his PATs ... Led all NFL kickers and ranked third in team history with 121 points to earn a third consecutive Pro Bowl invite ... Tied a career high and club record with five field goals (39, 49, 19, 19 and 37 yards) on a team-record and career-best seven attempts to go with a PAT for a season-best 16 points vs. San Francisco (10/25) ... Knocked a 49-yard field goal through with five PATs at Atlanta (11/1) ... Had four field goals (50, 27, 51 and 40 yards) at San Francisco (11/15), including two from beyond 50 yards ... Converted three field goals (19, 43 and 28 yards) vs. the N.Y. Giants (11/22) ... Booted three field goals (40, 24 and 32 yards) vs. Tampa Bay (12/6) to go with a season-best five PATs ... Provided two field goals (21 and 30 yards) along with five PATs at Pittsburgh (12/20) ... Made all four of his field goals (31, 52, 48 and 32 yards) vs. Green Bay (12/27), including a season-long 52 yarder ... Converted a 40-yard field goal and a PAT vs. Minnesota (1/3/88) in an NFC Wild Card Game. **1986:** Saw duty in 16 games, converting 26 of 30 field goals (86.7%) and all 30 of his PATs ... His 86.7% FG accuracy mark was the best percentage in the NFL ... Selected to his second Pro Bowl ... Had a 47-yard field goal vs. Atlanta (9/7) ... Converted a 20-yard field goal vs. Green Bay (9/14) ... Connected on a 44-yard field goal at San Francisco (9/21) ... Booted field goals from 34 and 45 yards vs. Washington (10/5), but had his streak of 20 straight made field goals snapped when he missed a 51-yarder ... Had a 46-yard field goal vs. Indianapolis (10/12) ... Made a 31-yard FG and a season-high five PATs vs. Tampa Bay (10/19) ... Converted three FGs (26, 53 and 28 yards) at the N.Y. Jets (10/26), including a season-long 53-yard boot ... Was perfect on his three field goal attempts (45, 50 and 23 yards) vs. San Francisco (11/2) ... Made field goals from 47, 28 and 30 yards away at St. Louis (11/16) ... Connected on two field goals (28 and 38 yards) vs. New England (11/30) ... Booted field goals from 27 and 29 yards vs. Miami (12/7) ... Had a 39-yard field goal at Minnesota (12/21). **1985:** Appeared in 16 games converting a team-record 31 field goals on 35 attempts (88.6%) and 27 of 29 PATs ... Topped the 100-point total for the first time in his career with 120 total points, the second-highest tally in club history ... Totaled three of five field goals from beyond 50 yards ... Earned his first Pro Bowl appearance, becoming only the second Saints kicker to be elected to the Pro Bowl and the first since Tom Dempsey in '69 ... Amassed two field goals (50 and 36 yards) vs. Kansas City (9/8) ... Had a 55-yard field goal at Denver (9/15) ... Booted field goals from 37 and 40 yards away vs. Tampa Bay (9/22) ... Connected on a pair of 39-yard field goals at San Francisco (9/29) ... Booted three field goals (40, 33 and 43 yards) vs. Philadelphia (10/6) ... Had field goals from 34 and 33 yards at the L.A. Raiders (10/13) ... Had a 51-yard field goal at the L.A. Rams (11/3) ... Produced three field goals (26, 47 and 45 yards) at Minnesota (11/24) ... Set a club record with five field goals in a single game (47, 42, 35, 27 and 35 yards) and added two PATs for a season-high 17 points vs. the L.A. Rams (12/1) ... Connected on field goals from 31, 30 and 42 yards at St. Louis (12/8) ... Booted two field goals (46 and 41 yards) vs. San Francisco (12/15). **1984:** Saw action in 16 games ... Connected on 20 of 27 field goals (74.1%) and all 34 of his PATs for 94 points ... Converted 32 and 41-yard field goals at San Francisco (9/16) ... Connected on field goals from 25 and 29 yards vs. St. Louis (9/23) ... Booted 23-yard and 27-yard field goals at Houston (9/30) ... Recorded a 47-yard field goal vs. the L.A. Rams (10/14) ... Converted field goals from 49 and 50 yards at Dallas (10/21) ... Kicked three field goals at Cleveland (10/28), including a 53-yarder as time expired to give the Saints a 16-14 victory. Also hit a PAT for a season-best 10 points ... Had a 46-yard field goal vs. Green Bay (11/4) ... Kicked a 47-yard field goal at Atlanta (11/11) ... Connected on a 37-yard field goal at the N.Y. Giants (12/15). **1983:** Appeared in all 16 games for the first time in his NFL career ... Connected on 18 of 24 field goals (75.0%) and 37 of 38 PATs for a total of 90 points ... Converted field goals from 27 and 30 yards away to go with three PATs at the L.A. Rams (9/11) ... Kicked a game-winning 41-yard field goal in overtime vs. Chicago (9/18) to seal a 34-31 win ... Had a 32-yard field goal vs. Miami (10/2) ... Connected on a season-high four field goals at Atlanta (10/9), including a 35-yarder as time expired to give the club a 19-17 victory ... Had a pair of field goals (28

and 26 yards) vs. San Francisco (10/16) ... Converted a 50-yard field goal and three PATs at Tampa Bay (10/23) ... Kicked a 52-yard field goal in regulation and added a 50-yard field goal in overtime in a 20-17 win at Philadelphia (12/11) for his third game winner of the season ... Had a 20-yard field goal and three PATs vs. the L.A. Rams (12/18). **1982:** Appeared in eight games during the strike-shortened season ... Hampered for much of the year with a sprained ankle, but still managed to make two of five field goals (40.0%) and all six of his PATs for a total of 12 points ... Suffered a sprained ankle on the opening kickoff vs. St. Louis (9/12) and did not play at Chicago (9/19) ... Converted his first career NFL field goal from 45 yards out vs. Tampa Bay (12/5) ... Made his first NFL PAT and added a 36-yard field goal vs. Washington (12/26) ... Had a season-best five extra points vs. Atlanta (1/2/83).

**College:** A first team All-America as a senior at Michigan State ... Still holds the school record with a 63-yard FG as a senior vs. Ohio State (9/19/81) ... Had 39 of his 56 kickoffs enter the end zone for a touchback as a senior ... Set a then-Big 10 Conference record with 45 career field goals, while establishing Spartan school records for PATs (126) and total points (261) ... Was named to the Big 10 All-Academic team for sporting a 3.25 GPA in Communications and German with minors in Marketing and French ... Majored in Communications and Marketing at Michigan State.

**Personal:** Was a prep standout as a senior at Ben Davis High School in Indianapolis, Indiana after moving to the U.S. as an exchange student in '77 ... Has provided analysis for numerous Super Bowls for Danish television - TV 3 ScanSat ... Nearly made the Danish national team as a soccer player prior to embarking on a football career ... Fluent in four languages; Danish, German, French, and English ... Was selected as the "Outstanding Sports Citizen of the Year" by the New Orleans Sports Foundation in '90 ... Was involved in a "Kicks for Kids" program in which he raised over \$400,000 for New Orleans hospitals ... Was raised in Struer, Denmark, but was born in Copenhagen, Denmark ... Twin brother Jakob is in the exporting business in Bangalore, India ... His father Erik was a psychologist and supervisor of educational programs for handicapped children while his mother Hanne was a school teacher and librarian ... Full name: Morten Andersen ... Married, wife Jennifer, with a son Sebastian (3) ... Resides in Buford, Georgia.



### ANDERSEN'S NFL STATISTICS



#### SCORING

Year	Team	G-S	FGM	FGA	Pct.	LG	PATs	Points
1982	New Orleans	8-0	2	5	.400	45	6-6	12
1983	New Orleans	16-0	18	24	.750	52	37-38	91
1984	New Orleans	16-0	20	27	.741	53	34-34	94
1985	New Orleans	16-0	31	35	.886	55	27-29	120
1986	New Orleans	16-0	26	30	.867	53	30-30	108
1987	New Orleans	12-0	28	36	.778	52	37-37	121
1988	New Orleans	16-0	26	36	.722	51	32-33	110
1989	New Orleans	16-0	20	29	.690	49	44-45	104
1990	New Orleans	16-0	21	27	.778	52	29-29	92
1991	New Orleans	16-0	25	32	.781	60	38-38	113
1992	New Orleans	16-0	29	34	.853	52	33-34	120
1993	New Orleans	16-0	28	35	.800	56	33-33	117
1994	New Orleans	16-0	28	39	.718	48	32-32	116
1995	Atlanta	16-0	31	37	.838	59	29-30	122
1996	Atlanta	16-0	22	29	.759	54	31-31	97
1997	Atlanta	16-0	23	27	.852	55	35-35	104
1998	Atlanta	16-0	23	28	.821	53	51-52	120
1999	Atlanta	16-0	15	21	.714	49	34-34	79
2000	Atlanta	16-0	25	31	.806	51	23-23	98
2001	N.Y. Giants	16-0	23	28	.821	51	29-30	98
<b>Totals</b>		<b>308-0</b>	<b>464</b>	<b>590</b>	<b>.786</b>	<b>60</b>	<b>644-653</b>	<b>2,036</b>

#### POSTSEASON

Year	Team	G-S	FGM	FGA	Pct.	LG	PATs	Points
1987	New Orleans	1-0	1	1	1.000	40	1-1	4
1990	New Orleans	1-0	2	4	.500	47	0-0	6
1991	New Orleans	1-0	2	2	1.000	45	2-2	8
1992	New Orleans	1-0	2	2	1.000	42	2-2	8
1995	Atlanta	1-0	2	2	1.000	31	2-2	8
1998	Atlanta	3-0	7	8	.875	38	6-6	27
<b>Totals</b>		<b>8-0</b>	<b>16</b>	<b>19</b>	<b>.842</b>	<b>47</b>	<b>13-13</b>	<b>61</b>



### FIELD GOAL ACCURACY



Year	Team	11-19	20-29	30-39	40-49	50+	Total	Pct.
1982	New Orleans	0-0	0-0	1-1	1-3	0-1	2-5	.400
1983	New Orleans	2-2	8-8	3-4	2-6	3-4	18-24	.750
1984	New Orleans	0-0	9-9	4-5	5-10	2-3	20-27	.741
1985	New Orleans	0-0	4-5	13-14	11-12	3-4	31-35	.886
1986	New Orleans	1-1	11-11	6-7	6-6	2-5	26-30	.867
1987	New Orleans	3-3	6-6	9-9	8-12	2-6	28-36	.778
1988	New Orleans	1-1	11-12	8-11	5-8	1-4	26-36	.722
1989	New Orleans	0-0	7-8	10-11	3-6	0-4	20-29	.690
1990	New Orleans	0-0	5-5	5-6	8-12	3-4	21-27	.778
1991	New Orleans	0-0	6-6	11-13	6-9	2-4	25-32	.781
1992	New Orleans	0-0	10-10	8-10	8-11	3-3	29-34	.853
1993	New Orleans	2-2	7-7	7-7	11-14	1-5	28-35	.800
1994	New Orleans	0-0	9-9	11-14	8-10	0-6	28-39	.718
1995	Atlanta	1-1	8-8	11-11	3-8	8-9	31-37	.838
1996	Atlanta	0-0	5-5	9-11	7-8	1-5	22-29	.759
1997	Atlanta	1-1	10-10	7-7	3-6	2-3	23-27	.852
1998	Atlanta	0-1	8-9	7-7	6-9	2-2	23-28	.821
1999	Atlanta	1-1	5-5	5-8	4-6	0-1	15-21	.714
2000	Atlanta	0-0	6-6	6-7	11-15	2-3	25-31	.806
2001	N.Y. Giants	0-0	8-8	7-8	6-7	2-5	23-28	.821
<b>Totals</b>		<b>12-13</b>	<b>143-147</b>	<b>148-171</b>	<b>122-178</b>	<b>39-81</b>	<b>464-590</b>	<b>.786</b>

#### SINGLE GAME CAREER HIGHS

**Field Goals Attempted:** 7 vs. San Francisco (10/25/87)

**Field Goals Made:** 5, eight times, last vs. Kansas City (12/24/00)

**Consecutive Field Goals Made:** 25 (11/9/92 - 9/19/93)

**Longest Field Goal Made:** 60 vs. Chicago (10/27/91)

**Longest Field Goal Attempted:** 60 vs. Tampa Bay (12/5/81)  
vs. Chicago (10/27/91)

**PATs Made:** 6 vs. Denver (11/20/88)  
vs. Carolina (10/4/98)

**Points:** 18 vs. San Francisco (9/3/00)

**STREAKS & MILESTONES:** Has 590 career FG attempts and needs 10 more to join George Blanda (637) as the only other player in NFL history with 600 or more. Has 2,036 career points and needs only 64 more to join Gary Anderson (2,133) as the only two players in NFL annals to crack the 2,100 point barrier. Will join Blanda (26) and Earl Morrall (21) as the only players in NFL annals with more than 20 years of NFL experience. Has played in 234 consecutive games and needs seven games to surpass Mick Tingelhoff (240) for second place in NFL history.



#### NFL RECORD BOOK MOST NFL SEASONS



1. 26 George Blanda . . . . . 1949-75
2. 21 Earl Morrall . . . . . 1956-76
3. 20 Morten Andersen . . . . . 1982-01  
Gary Anderson . . . . . 1982-01  
Jim Marshall . . . . . 1960-79  
Jackie Slater . . . . . 1976-95



#### NFL RECORD BOOK MOST PRO BOWL APPEARANCES KICKER



1. 7 Morten Andersen . . . . . 1982-01
2. 4 Gary Anderson . . . . . 1982-01  
Jan Stenerud . . . . . 1967-85
4. 3 Nick Lowery . . . . . 1978-96  
Jason Elam . . . . . 1993-01



#### PRO BOWL RECORD BOOK MOST POINTS, CAREER



1. 45 Morten Andersen . . . . . NO, ATL
2. 30 Jimmy Smith . . . . . JAX  
Jan Stenerud . . . . . KC, MIN
4. 26 Nick Lowery . . . . . KC



#### PRO BOWL RECORD BOOK LONGEST FIELD GOAL



1. 51 Morten Andersen - NO . . . . 1989  
Jason Hanson - DET . . . . . 2000
3. 49 Fuad Reveiz - MIN . . . . . 1995

## ANDERSEN'S GAME-WINNING KICKS

	<b>Opponent</b>	<b>Length</b>	<b>Quarter</b>	<b>Final Score</b>
1.	Chicago (9/18/83)*	41 yards	Overtime	34-31
2.	@ Atlanta (10/9/83)*	35 yards	Fourth	19-17
3.	@ Philadelphia (12/11/83)*	50 yards	Overtime	20-17
4.	@ Cleveland (10/28/84)*	53 yards	Fourth	16-14
5.	@ San Francisco (11/15/87)*	40 yards	Fourth	26-24
6.	Dallas (10/3/88)*	49 yards	Fourth	20-17
7.	Atlanta (12/18/88)*	30 yards	Fourth	10-9
8.	@ Buffalo (12/10/89)*	22 yards	Fourth	22-19
9.	@ San Francisco (12/23/90)*	40 yards	Fourth	13-10
10.	L.A. Rams (12/31/90)*	24 yards	Fourth	20-17
11.	@ Atlanta (9/20/92)*	47 yards	Fourth	10-7
12.	L.A. Rams (10/11/92)*	30 yards	Fourth	13-10
13.	Tampa Bay (11/1/92)*	50 yards	Fourth	23-21
14.	Atlanta (12/3/92)*	37 yards	Fourth	22-14
15.	@ Atlanta (9/12/93)*	44 yards	Fourth	34-31
16.	San Francisco (9/26/93)*	49 yards	Fourth	16-13
17.	@ Phoenix (10/31/93)*	38 yards	Fourth	20-17
18.	@ Minnesota (11/28/93)*	24 yards	Fourth	17-14
19.	Atlanta (11/13/94)*	39 yards	Fourth	33-32
20.	@ Denver (12/24/94)*	40 yards	Fourth	30-28
21.	Carolina (9/3/95)#	35 yards	Overtime	23-20
22.	@ New Orleans (9/17/95)#	21 yards	Overtime	27-24
23.	@ Tampa Bay (10/22/95)#	30 yards	Fourth	24-21
24.	St. Louis (11/2/97)#	27 yards	Fourth	34-31
25.	Philadelphia (12/14/97)#	33 yards	Fourth	20-17
26.	@ New Orleans (10/10/99)#	44 yards	Fourth	20-17
27.	@ Carolina (9/17/00)#	27 yards	Fourth	15-10
28.	Carolina (10/29/00)#	31 yards	Fourth	13-12
29.	Dallas (11/4/01)†	42 yards	Overtime	27-24

\* with New Orleans      # with Atlanta      † with N.Y. Giants



### NFL RECORD BOOK MOST GAMES PLAYED CAREER



1. 340 George Blanda .....1949-75
2. 309 Gary Anderson .....1982-01
3. **308 Morten Andersen .....1982-01**
4. 296 Bruce Matthews .....1983-01
5. 282 Jim Marshall .....1960-79



### NFL RECORD BOOK MOST CONSECUTIVE GAMES PLAYED



1. 282 Jim Marshall .....1960-79
2. 240 Mick Tingelhoff .....1962-78
3. **234 Morten Andersen .....1982-01**  
Gary Anderson .....1982-01  
Jim Bakken .....1962-78



### NFL RECORD BOOK MOST POINTS SCORED CAREER



1. 2,133 Gary Anderson .....1982-01
2. **2,036 Morten Andersen .....1982-01**
3. 2,002 George Blanda .....1949-75
4. 1,736 Norm Johnson .....1982-99
5. 1,711 Nick Lowery .....1978-96



### NFL RECORD BOOK MOST POINTS SCORED ACTIVE PLAYERS, 2001



1. 2,133 Gary Anderson – MIN ...1982-01
2. **2,036 Morten Andersen – KC ..1982-01**
3. 1,207 Steve Christie – SD .....1990-01
4. 1,201 John Carney – NO .....1988-01
5. 1,184 Jerry Rice – Oakland .....1985-01



### CHIEFS RECORD BOOK OLDEST PLAYERS



1. 44 years 8 days Warren Moon ..... 2000
2. **42 years 21 days Morten Andersen . 2002**
3. 40 years 140 days Len Dawson ..... 1975
4. 38 years 206 days Ron Jaworski ..... 1989
5. 38 years 203 days Joe Montana ..... 1994

## ANDERSEN'S PRO MILESTONES

<b>Date</b>	<b>Milestone</b>	<b>Opponent</b>	<b>Result</b>
4/21/82	Fourth-round draft choice (86th overall) of New Orleans	Orleans	
9/12/82	1st NFL game	St. Louis	L, 7-21
12/5/82	1st NFL field goal (45 yards)	Tampa Bay	L, 10-13
9/18/83	1st NFL game-winning field goal (41 yards)	Chicago	W, 34-31 (OT)
10/13/85	50th NFL field goal (34 yards)	at L.A. Raiders	L, 13-23
2/2/86	1st Pro Bowl appearance - New Orleans	AFC	W, 28-24
12/1/86	100th NFL PAT	L.A. Rams	W, 29-3
10/25/87	100th NFL field goal (39 yards)	San Francisco	L, 22-24
11/29/87	500th NFL point (field goal)	at Pittsburgh	W, 20-16
1/3/88	1st NFL postseason field goal (40 yards)	Minnesota	L, 10-44
11/20/88	200th NFL PAT	Denver	W, 42-0
12/11/88	150th NFL field goal (38 yards)	at San Francisco	L, 17-30
12/18/88	100th NFL game	Atlanta	W, 10-9
2/3/91	5th Pro Bowl Appearance - NFL kicker record	NFC	W, 21-23
9/29/91	200th NFL field goal (31 yards)	at Atlanta	W, 27-6
11/17/91	300th NFL PAT	at San Diego	L, 21-24
10/18/92	1,000th NFL point (field goal)	at Phoenix	W, 30-21
9/15/93	250th NFL field goal (47 yards)	Houston	W, 33-21
11/28/94	400th NFL PAT	San Francisco	L, 14-35
12/24/94	300th NFL field goal (26 yards)	at Denver	W, 30-28
7/21/95	Signs with Atlanta		
9/24/95	200th NFL game	N.Y. Jets	W, 13-3
2/4/96	7th Pro Bowl appearance	AFC	W, 20-13
11/10/96	1,500th NFL point	at St. Louis	L, 19-59
11/24/96	350th NFL field goal (33 yards)	at Cincinnati	L, 31-41
11/30/97	500th PAT	at Seattle	W, 24-17
12/20/98	400th NFL field goal (34 yards)	at Detroit	W, 24-17
9/24/00	600th NFL PAT	St. Louis	L, 20-41
8/29/01	Signs with the N.Y. Giants		
11/4/01	300th NFL game	Dallas	W, 27-24 (OT)
11/4/01	450th NFL field goal (40 yards)	Dallas	W, 27-24 (OT)
11/25/01	2,000th NFL point (field goal)	Oakland	L, 10-28
3/26/02	Signs with Kansas City		

*Note: All milestones reflect regular season totals only unless otherwise indicated.*



### NFL RECORD BOOK MOST CONSECUTIVE GAMES SCORING



1. 286 Morten Andersen . . . . . 1982-01
2. 186 Jim Brech . . . . . 1979-92
3. 155 Ray Wersching . . . . . 1977-87
4. 151 Fred Cox . . . . . 1963-73
5. 140 Jason Elam . . . . . 1993-01



### NFL RECORD BOOK MOST SEASONS 100 OR MORE POINTS



1. 13 Morten Andersen . . . . . 1982-01
- Gary Anderson . . . . . 1982-01
3. 11 Nick Lowery . . . . . 1978-86
4. 9 Jason Elam . . . . . 1993-01
- Norm Johnson . . . . . 1982-99
- Pete Stoyanovich . . . . . 1989-00



### NFL RECORD BOOK MOST PATS MADE CAREER



1. 943 George Blanda . . . . . 1949-75
2. 705 Gary Anderson . . . . . 1982-01
3. 644 Morten Andersen . . . . . 1982-01
4. 641 Lou Groza . . . . . 1946-67
5. 638 Norm Johnson . . . . . 1982-99



### NFL RECORD BOOK MOST 50-YARD FIELD GOALS, SEASON



1. 8 Morten Andersen - Atlanta . . . 1995
2. 6 Dean Biasucci - Indianapolis . . . 1998
- Chris Jacke - Green Bay . . . . . 1993
- Tony Zendejas - L.A. Rams . . . . . 1993
- Mike Vanderjagt - Indianapolis . . 1998



**ANDERSEN VS. THE NFL  
1982-01  
(REGULAR SEASON)**



Team	G-S	FGM	FGA	Pct.	LG	PATs	Points
Arizona	14-0	23	24	95.8	52	36-37	105
Atlanta	25-0	40	51	78.4	49	56-58	176
Baltimore	1-0	2	3	66.7	41	1-1	7
Buffalo	4-0	7	11	63.6	50	7-7	28
Carolina	12-0	22	28	78.6	51	23-23	89
Chicago	6-0	5	8	62.5	60	14-14	29
Cincinnati	5-0	5	8	62.5	49	17-17	32
Cleveland	4-0	7	8	87.5	53	7-7	28
Dallas	13-0	22	30	73.3	54	22-22	88
Denver	6-0	4	8	50.0	55	18-20	30
Detroit	10-0	11	17	64.7	50	19-19	52
Green Bay	7-0	11	12	91.7	52	17-17	50
Indianapolis	3-0	3	5	60.0	46	11-11	20
Jacksonville	2-0	1	2	50.0	46	3-3	6
Kansas City	6-0	11	12	91.7	50	10-10	43
Miami	5-0	5	7	71.4	35	15-15	30
Minnesota	11-0	18	23	78.3	51	18-18	72
New England	6-0	10	12	83.3	54	16-16	46
New Orleans	13-0	22	28	78.6	55	31-31	97
N.Y. Giants	9-0	17	20	85.0	45	15-15	66
N.Y. Jets	6-0	10	11	90.9	53	12-12	42
Oakland	7-0	8	10	80.0	51	14-14	38
Philadelphia	13-0	24	29	82.8	56	21-21	93
Pittsburgh	6-0	7	10	70.0	50	10-10	31
St. Louis	36-0	53	62	85.5	51	87-89	246
San Diego	4-0	3	7	42.9	35	9-9	18
San Francisco	37-0	60	72	83.3	59	59-61	239
Seattle	6-0	9	10	90.0	47	12-12	39
Tampa Bay	16-0	24	32	75.0	50	35-35	107
Tennessee	6-0	9	13	69.2	47	13-13	40
Washington	9-0	11	17	64.7	50	16-16	49
<b>Totals</b>	<b>308-0</b>	<b>464</b>	<b>590</b>	<b>78.6</b>	<b>60</b>	<b>644-653</b>	<b>2,036</b>



**NFL RECORD BOOK  
MOST FIELD GOALS  
ATTEMPTED, CAREER**



- 637 George Blanda . . . . . 1949-75
- 596 Gary Anderson . . . . . 1982-01
- 590 Morten Andersen** . . . . . **1982-01**
- 558 Jan Stenerud . . . . . 1967-85
- 490 Jim Turner . . . . . 1964-79



**NFL RECORD BOOK  
MOST FIELD GOALS  
CAREER**



- 476 Gary Anderson . . . . . 1982-01
- 464 Morten Andersen** . . . . . **1982-01**
- 383 Nick Lowery . . . . . 1978-96
- 373 Jan Stenerud . . . . . 1967-85
- 366 Norm Johnson . . . . . 1982-99



**NFL RECORD BOOK  
MOST 50-YARD  
FIELD GOALS, CAREER**



- 39 Morten Andersen** . . . . . **1982-01**
- 25 Jason Elam . . . . . 1993-01
- 22 Nick Lowery . . . . . 1978-96
- 21 Al Del Greco . . . . . 1984-00
- Jason Hanson . . . . . 1992-01
- John Kasay . . . . . 1991-01
- Eddie Murray . . . . . 1980-00



**NFL RECORD BOOK  
LONGEST FIELD GOAL**



- 63 Tom Dempsey vs. Detroit . . . . . 11/8/70
- Jason Elam vs. Jacksonville . . . . . 10/25/98
- 60 Steve Cox vs. Cincinnati . . . . . 10/21/84
- Morten Andersen vs. Chicago** . . . . . **10/27/91**
- 59 Tony Franklin vs. Dallas . . . . . 11/12/79
- Pete Stoyanovich vs. N.Y. Jets . . . . . 11/12/89
- Steve Christie vs. Miami . . . . . 9/26/93
- Morten Andersen vs. SF** . . . . . **12/24/95**



## LARRY ATKINS

LINEBACKER - 6-3 - 250

UCLA

DRAFT (NO. 3B - 1999)

NFL: 4 (4TH WITH CHIEFS)

BORN: JULY 21, 1975

SANTA MONICA, CALIFORNIA

GP/GS: (36/0) PLAYOFFS: (0/0)



**Pro Career:** Fourth-year performer who made the switch from safety to linebacker in 2001 ... Spent the 2001 campaign working at the right outside "WILL" linebacker post behind veteran Mike Maslowski ... Is also a reliable special teams performer ... Started his collegiate career at UCLA playing outside LB before moving to safety for the Bruins ... Could play either of those positions in nickel or dime situations if necessary ... Still expected to be a major contributor on special teams after emerging as one of the club's top performers in the kicking game in 2000 ... Battled foot and hamstring injuries last season that slowed his on the field progress ... Aggressive, hard-hitting performer has the size to play LB and the mobility to work in the secondary ... Possesses the size and skill to shed blocks and stuff the run at the line of scrimmage, but can also run with potential receivers ... Joins a host of other Chiefs players, coaches and front office personnel who honed their skills at UCLA, including fellow LB Marcus Patton ... Has fully recovered from a sprained MCL in his left knee suffered in the Rose Bowl vs. Wisconsin as a senior which hampered his rookie campaign ... Worked his way into Kansas City's line-up on special teams in nine games in '99 and finished the season with five tackles in the kicking game ... Has seen action in a total of 36 games on special teams and 12 games on defense for Kansas City, producing a tackle, a special teams fumble recovery and 32 special teams tackles ... Joined the Chiefs as the club's second of two selections (84th overall) in the third round of the '99 draft. **2001:** Played in 12 games on special teams and five games on defense ... Had 14 special teams stops to rank fourth on the squad ... Also added one tackle on defense ... Was inactive vs. Oakland (9/9), vs. the N.Y. Giants (9/23) and at Washington (9/30) with a foot injury suffered during training camp ... Saw his first action of the season on special teams at Denver (10/7) ... Made a special teams stop vs. Pittsburgh (10/14) ... Played his first game of the season as a reserve LB and made a special teams tackle at Arizona (10/21) ... Had a special teams stop vs. Indianapolis (10/25) ... Recorded two tackles on the kickoff and punt coverage units at San Diego (11/4) ... Registered his first career NFL tackle on defense as a reserve LB at the N.Y. Jets (11/11) ... Made a special teams tackle vs. Seattle (11/25) ... Saw reserve action at LB and on the kickoff coverage team vs. Philadelphia (11/29), producing a special teams tackle ... Made two special teams tackles vs. Denver (12/16) ... Played at reserve LB and registered two special teams stops vs. San Diego (12/23) ... Saw action as a reserve LB at Jacksonville (12/30) and tied a career high with three special teams tackles ... Was inactive at Seattle (1/6/02) with a hamstring injury. **2000:** Saw action on special teams in 15 games and on defense in seven games, totaling 13 special teams tackles and a fumble recovery on a muffed punt ... Saw action on short yardage defense and special teams at Denver (9/24), recording a career-high three special teams stops ... Had two of special teams stops vs. Seattle (10/2) ... Registered two stops on kickoff coverage vs. St. Louis (10/22) ... Was inactive due to a hamstring injury at San Francisco (11/12) ... Recovered his first career fumble on a muffed punt and made two special teams stops at San Diego (11/26). **1999:** Saw duty in nine games exclusively on special teams, recording five tackles on kickoff coverage ... Was inactive for seven games ... Was inactive at Chicago (9/12) before making his NFL debut vs. Denver (9/19), collecting two tackles on kickoff coverage ... Saw special teams action vs. Detroit (9/26) and at San Diego (10/3) ... Was inactive vs. New England (10/10), at Baltimore (10/21), vs. San Diego (10/31), at Tampa Bay (11/14) and vs. Seattle (11/21) ... Had one special teams stop at Oakland (11/28) and also took the field at Denver (12/5) ... Made one special teams tackle vs. Minnesota (12/12) and also played in the club's final three games vs. Pittsburgh (12/18), at Seattle (12/26) and vs. Oakland (1/2/00).

**College:** Began his collegiate career as an outside linebacker before settling in at the safety spot as a sophomore ... Carried on the Bruins tradition of stellar safety play, a pedigree which has included previous NFL Pro Bowl performers such as Kenny Easley and Eric Turner ... Started his final two collegiate seasons, seeing action in a total of 45 contests (26 starts) ... Career tally at UCLA included 185 tackles (121 solo), 10 fumble recoveries, four forced fumbles and a pair of blocked kicks ... Also corralled 10 interceptions for 231 yards and 20 passes defended ... A second team All-America pick and first team All-Pac 10 performer as a senior ... Started all 12 games at strong safety for the Bruins,

leading the club with 94 tackles (64 solo), including three for loss ... Had a team-high five fumble recoveries and produced four interceptions for 77 yards ... Contributed three forced fumbles and a career-high 10 passes defended, as well ... Had nine tackles in the Rose Bowl despite missing the entire second half with a knee injury ... Earned second team All-America and first team All-Pac 10 honors by *Football News* as a junior ... Also was named a third team All-America selection by AP ... Opened all 12 games at strong safety, totaling 44 tackles (32 solo) to go along with a team-high six INTs (154 yards) and a pair of blocked FGs ... Tied for the club lead with three fumble recoveries and was fourth with 4.0 sacks (-38.0 yards) ... In his sophomore campaign in '96, he played in 11 games with one start as a strong safety vs. Arizona State ... Finished the year with 25 tackles (15 solo), with a 12-yard sack and four passes defended ... Saw extensive action as a reserve outside linebacker as a redshirt freshman in '95 ... Played in all 12 games on special teams and played in 10 contests on defense with one start ... Finished the year with 22 tackles, one sack, two fumble recoveries and a forced fumble ... Redshirted as a true freshman in '94 ... Majored in History at UCLA.

**Personal:** A two-year letterman at Venice High School in Venice, California ... Named honorable mention All-State by *Cal-Hi Sports* ... Voted first team All-City 4A as a defensive back, earning All-Coastal Conference as both a junior and senior ... Tallied 25 solo tackles, two interceptions and two fumble recoveries on defense as a senior ... Accounted for 1,076 all-purpose yards on offense with 72 rushes for 582 yards with five touchdowns and 30 receptions for 484 yards with eight scores ... Makes weekly visits to the Boys and Girls Clubs of Greater Kansas City. Grew up attending those clubs in Venice and Santa Monica, California ... Full name: Larry Tabay Atkins III ... Single ... Resides in Overland Park, Kansas.



### ATKINS' NFL STATISTICS




Year	Team	G-S	INTERCEPTIONS			TACKLES			FUMBLES		PASSES	SP. TM
			No.	Yds.	LG TD	Solos	Asst.	Total	Rec.	For.	Defended	Tackles
1999	Kansas City	9-0	0	0	--	0	0	0	0	0	0	5
2000	Kansas City	15-0	0	0	--	0	0	0	0	0	0	13
2001	Kansas City	12-0	0	0	--	0	1	1	0	0	0	14
<b>Totals</b>		<b>36-0</b>	<b>0</b>	<b>0</b>	<b>--</b>	<b>0</b>	<b>1</b>	<b>1</b>	<b>0</b>	<b>0</b>	<b>0</b>	<b>32</b>

**Additional Stats:** Recovered a fumble on special teams at San Diego (11/26/00).

#### SINGLE GAME CAREER HIGHS

**Sp. Teams Tackles:** 3 at Denver (9/24/00)  
at Jacksonville (12/30/01)



## BILLY BABER

**TIGHT END - 6-3 - 252**

**VIRGINIA**

**DRAFT (NO. 5A - 2001)**

**NFL: 1 (1ST WITH CHIEFS)**

**BORN: JANUARY 17, 1979**

**CHARLOTTESVILLE, VIRGINIA**

**GP/GS: (1/0) PLAYOFFS: (0/0)**




**Pro Career:** Dependable pass-catcher and accomplished blocker entering his second camp with the Chiefs in 2002 ... Expected to compete for a reserve role behind three-time Pro Bowler TE Tony Gonzalez and will also be counted on to be a special teams contributor ... Will battle with Jason Dunn for the number two TE position on the club's depth chart ... Owns the size and strength to work as an extra tight end in goal line and short yardage sets, but can also serve as a capable receiver when called upon ... Spent first 11 weeks of the 2001 season on the developmental squad for the Chiefs ... Was activated to the 53-man roster on December 3rd and saw his first career NFL action at Seattle (1/6/02), appearing in both punt coverage and as a reserve TE ... Joined Kansas City as the first of

the club's two selections in the fifth round (141st overall) of the 2001 NFL Draft. **2001:** Appeared in one game and was inactive for four contests ... Spent the first 11 weeks of the season on the developmental squad ... Signed to the 53-man roster on December 3rd ... Was inactive at Oakland (12/9), vs. Denver (12/16), vs. San Diego (12/23) and at Jacksonville (12/30) ... Saw his first career NFL action at Seattle (1/6/02), playing on the punt coverage team and working as a reserve TE.

**College:** Appeared in all 44 games during his career at Virginia, earning 28 starting assignments ... Had 54 receptions for 544 yards (10.1 avg.) and five touchdowns during his career ... Those 54 receptions ranked seventh on the school's career chart for tight ends ... Received All-Atlantic Coast Conference honorable mention honors three times during his collegiate career ... Started all 11 games at tight end during his senior campaign ... Ranked fourth on the team with a career-high 18 receptions for 216 yards (12.0 avg.) in 2000 ... Played in all 11 games as a junior, starting nine contests ... Caught 17 passes for 118 yards (6.9 avg.) and four touchdowns ... Played in all 11 games in 1998, starting five contests ... Recorded 11 passes caught for 117 yards (10.6 avg.) ... Played in all 11 games as a true freshman, starting three ... Finished the season with eight catches for 93 yards (11.6 avg.) and a touchdown ... A two-sport athlete who played briefly in nine games for the Cavaliers baseball team in '99 ... Majored in Psychology at Virginia.

**Personal:** Started four years at tight end and at defensive end in his final two seasons at Western Albermarle High in Crozet, Virginia ... Caught 54 passes for 1,200 yards and 21 touchdowns during his career ... Had 27 grabs for 533 yards and 10 scores as a senior ... Recorded 64 tackles with 8.0 sacks and nine pass deflections in his final campaign ... Registered 45 tackles and caught 10 passes for 259 yards with four scores as a junior ... Also served as the team's punter ... Was an AA All-State, All-Region, All-Jefferson District and All-Valley District selection ... Lettered in basketball, serving as team captain ... Was also All-District and All-Region choice in baseball ... Full name: William Franklin Baber ... Single ... Resides in Overland Park, Kansas.



## WILLIAM BARTEE

**CORNERBACK - 6-1 - 200**

**OKLAHOMA**

**DRAFT (NO. 2 - 2000)**

**NFL: 3 (3RD WITH CHIEFS)**

**BORN: JUNE 25, 1977**

**DAYTONA BEACH, FLORIDA**

**GPI/GS: (32/8) PLAYOFFS: (0/0)**



**Pro Career:** Third-year corner is arguably the most gifted natural athlete in Kansas City's talented secondary ... Although entering his third pro season, is in just his fourth year of playing the cornerback position ... Hopes to follow in the footsteps of a fellow Big 12 alum, fifth-year pro Eric Warfield from Nebraska, who also played predominately at safety during his college career before making the successful transition to a starting NFL corner ... Penciled in as the club's starter at the left CB post and appears confident in that role entering training camp ... Received his initiation into the NFL game in 2000 after working a portion of one season at corner with Oklahoma ... Began his tenure with the Sooners at free safety before switching to cornerback midway through his senior campaign ... That experience at safety has likely also contributed to his fearless demeanor in run support ... His versatility makes him a prime candidate to work in a variety of different packages in the Chiefs defensive scheme ... Size, speed and strong upper body allow him to match up well with the league's bigger receivers ... His progress will continue to be determined by his ability to pick up the nuances of the position ... Continued to make strides a year ago, starting five contests and is expected to make even more progress in 2002 ... Has also been a key contributor on special teams the past two campaigns ... Owns 32 games of NFL experience with eight starts ... Has recorded 68 tackles (49 solo) to go along with 23 special teams tackles ... Also has 12 passes defended and 2.0 sacks (-17.0 yards) ... Originally entered the league as a second-round draft choice (54th overall) of the Chiefs in 2000. **2001:** Played in 16 games (five starts) at corner and on special teams ... Opened four games at left CB in place of an injured Ray Crockett and also started one contest when the club opened in its nickel package ... Established career highs with 38 tackles (27 solo) and eight passes defended ... Also added a tackle for loss, a sack (-9.0 yards) and 11 special teams stops ... Produced two tackles vs. Oakland (9/9) ... Had one stop vs. the N.Y. Giants (9/23) ... Broke up a pass at

Washington (9/30) as the club's nickel back ... Registered three tackles at Denver (10/7) ... Left the game with a neck strain on the first defensive series vs. Pittsburgh (10/14), but returned to produce a tackle ... Started his first game of the season at left CB at Arizona (10/12) in place of Crockett, amassing five tackles and a pass defended ... Started at left CB vs. Indianapolis (10/25), registering a career-high seven tackles ... Started at left CB at San Diego (11/4), recording three tackles and a pass defended ... Recorded a tackle as the club's nickel CB and made two stops on the punt coverage unit at the N.Y. Jets (11/11) ... Opened at left CB vs. Seattle (11/25), amassing three tackles and a special teams stop ... Collected a tackle on both defense and special teams vs. Philadelphia (11/29) ... Started when the club opened in the nickel at Oakland (12/9), producing one tackle and a special teams stop ... Made a tackle on both defense and special teams vs. Denver (12/16) ... Tallied two tackles and defended two passes on the final drive vs. San Diego (12/23) ... Registered a sack (-9.0 yards) of Mark Brunell to go with five defensive tackles and two special teams stops at Jacksonville (12/30) ... Recorded two tackles at Seattle (1/6/02). **2000:** Saw action in 16 games on special teams and saw duty at CB in 12 contests (three starts) ... Tallied 30 tackles (22 solo), 1.0 sack (-8.0 yards), four passes defended and 12 special teams tackles ... Saw first NFL action vs. Indianapolis (9/3), taking snaps on defense and special teams ... Played as a reserve on defense and special teams at Tennessee (9/10), totaling two tackles and a special teams stop ... Posted a pair of special teams tackles at Denver (9/24) ... Saw action as the nickel CB vs. Oakland (10/15), recording three tackles and getting his first NFL sack by taking down Rich Gannon (-8.0 yards) ... Made his first career start when the club opened in the nickel vs. St. Louis (10/22), collecting four solo tackles, a special teams tackle and a pass defended ... Started at nickel CB at Seattle (10/29), making a season-high six solo tackles and one stop on punt coverage ... Saw action as the nickel CB at Oakland (11/5), producing one pass defended and two tackles on special teams ... Compiled three tackles at San Francisco (11/12) ... Registered four tackles and one pass defended vs. Buffalo (11/19) ... Had one tackle and two tackles on punt coverage at San Diego (11/26) ... Contributed four tackles at New England (12/4) ... Started as the nickel CB vs. Carolina (12/10), tallying one pass defended and one tackle on KO coverage ... Saw action as the nickel CB vs. Denver (12/17) ... Registered three tackles and a stop on punt coverage at Atlanta (12/24).

**College:** Versatile competitor who saw action at both free safety and corner at Oklahoma in 17 games (11 starts) ... Spent two years at Oklahoma after beginning his college career as a junior college standout at Butler County Community College in El Dorado, Kansas ... Totaled 60 tackles (41 solo), getting two INTs to go with two fumble recoveries and a pair of forced fumbles ... Also registered seven tackles for loss, 12 passes defended and an eight-yard sack ... Started all 11 games his senior year and was a second team All-Big 12 selection ... Finished the year with 51 tackles (34 solo), an INT and 12 passes defended ... Added a fumble recovery, a forced fumble, six tackles for loss and a blocked FG ... Appeared in six games his junior season, his first season of major college football ... Battled nagging hamstring and ankle injuries to record nine tackles (seven solo), one INT, an eight-yard sack and a pair of tackles for loss ... Registered one fumble recovery and a forced fumble, as well ... Played JUCO ball at Butler County Community College in El Dorado, Kansas ... Recorded four interceptions and scored one touchdown as a sophomore in '97 when he was named team Defensive Player of the Week five times ... Helped lead Butler County to a 7-4 record and a bowl berth as a freshman in '96 ... Majored in Sociology and Criminology at Oklahoma.

**Personal:** Lettered in football at Atlantic High School in Daytona Beach, Florida ... Competed as a running back, earning team MVP honors after rushing for over 1,000 yards as a senior ... Full name: William Anthony Bartee ... Single ... Resides in Leawood, Kansas.



### BARTEE'S NFL STATISTICS



Year	Team	G-S	INTERCEPTIONS				TACKLES			FUMBLES		PASSES	SACKS No./Yds.
			No.	Yds.	LG	TD	Solos	Asst.	Total	Rec.	For.	Defensed	
2000	Kansas City	16-3	0	0	--	0	22	8	30	0	0	4	1.0/8.0
2001	Kansas City	16-5	0	0	--	0	27	11	38	0	0	8	1.0/9.0
<b>Totals</b>		<b>32-8</b>	<b>0</b>	<b>0</b>	<b>--</b>	<b>0</b>	<b>49</b>	<b>19</b>	<b>68</b>	<b>0</b>	<b>0</b>	<b>12</b>	<b>2.0/17.0</b>

**Additional Stats:** Has 23 special teams tackles — 12 in 2000 and 11 in 2001.

### SINGLE GAME CAREER HIGHS

**Tackles:** 7 vs. Indianapolis (10/25/01)

**Sacks:** 1.0 vs. Oakland (10/15/00)  
at Jacksonville (12/30/01)

**Passes Defended:** 2 vs. San Diego (12/23/01)  
at Jacksonville (12/30/01)

**Sp. Teams Tackles:** 2 vs. Denver (9/24/00)

at Oakland (11/5/00)  
at San Diego (11/26/00)

at N.Y. Jets (11/11/01)  
at Jacksonville (12/30/01)



## MONTY BEISEL

LINEBACKER • 6-3 • 254

KANSAS STATE  
DRAFT (NO. 4A - 2001)  
NFL: 2 (2ND WITH CHIEFS)  
BORN: AUGUST 20, 1978  
DOUGLASS, KANSAS  
GP/GS: (16/0) PLAYOFFS: (0/0)



**Pro Career:** Second-year Kansas native making the switch from defensive end to linebacker in 2002 ... After a successful debut campaign on the Kansas City defensive line in 2001, spent the offseason working at the middle linebacker position under the direction of linebackers coach Joe Vitt ... Expected to work behind incumbent Marvyn Patton at that spot this season, competing with Richard Jordan for the top back-up position at MLB ... Saw special teams duty in all 16 regular season games last season and took snaps at DE in 13 contests ... Combines athleticism and mobility with a strong build, making him equipped for covering the field sideline to sideline and stuffing the run ... Showed off speed and ability to track down opposing ball carriers a year ago on the special teams units where he finished second on the team with 16 tackles ... Racked up 13 tackles (seven solo) on defense with two tackles for loss and a pair of quarterback pressures ... Also returned three kickoffs for 35 yards and forced a fumble on special teams ... Joined the Chiefs as the first of the club's two picks in the fourth round (107th overall) of the 2001 NFL Draft. **2001:** Played in 16 games on special teams and took snaps at DE in 13 games ... Produced 13 tackles (seven solo) on defense with two tackles for loss and two QB pressures ... Was second on the team with 16 special teams stops, the most by a Chiefs rookie since Greg Favors had 16 in '98 ... Had three kickoff returns for 35 yards and forced a fumble on special teams ... Played in his first career NFL game vs. Oakland (9/9), seeing reserve duty at DE and recording his first career tackle ... Made a special teams tackle vs. the N.Y. Giants (9/23) ... Registered a career-high three special teams tackles at Washington (9/30) ... Saw action as a reserve DE at Denver (10/7) and on the kickoff coverage team ... Made one special teams tackle apiece vs. Pittsburgh (10/14) and at Arizona (10/21) ... Produced a tackle vs. Indianapolis (10/25) ... Recorded his first career NFL QB pressure at San Diego (11/4) ... Tallied a career-high seven tackles and a QB pressure at the N.Y. Jets (11/11) and also returned the opening kickoff 13 yards ... Registered a special teams tackle vs. Seattle (11/25) ... Made two special teams tackles vs. Philadelphia (11/29) ... Forced a Terry Kirby fumble on a kickoff to set up a field goal at Oakland (12/9), in addition to two special teams tackles and an eight-yard kickoff return ... Recorded two special teams tackles vs. Denver (12/16) ... Saw action as a reserve DE and contributed a special teams tackle vs. San Diego (12/23) ... Amassed a special teams stop and saw reserve action at DE at Jacksonville (12/30) ... Returned a kickoff 14 yards and made a special teams stop to go with four defensive tackles including one behind the line at Seattle (1/6/02).

**College:** Played in 44 games (26 starts) during his four seasons at Kansas State ... Finished his career with 192 tackles (110 solo), 22.0 sacks (-182.0 yards), 45.0 stops for losses (-224.0 yards) and 18 passes defended ... His 22.0 sacks ranked fourth on the school's career chart ... His 45.0 tackles behind the line of scrimmage ranked sixth in Kansas State annals, as well ... Was a two-time first team Academic All-Big 12 selection ... Started all 13 games at weakside defensive end in 2000, leading the team with a career-high 102 tackles (46 solo) ... Finished second on the squad with 10.5 sacks (-98.0 yards) and 19.0 stops for losses (-111.0 yards) ... Led the Wildcats with 20 quarterback pressures and recorded seven pass deflections ... Also caused three fumbles ... A consensus first team All-Big 12 selection ... Started all 11 games at weakside end as a junior, finishing the season with 47 tackles (34 solos), 6.5 sacks (-43.0 yards), 12.0 stops behind the line (-52.0 yards), nine quarterback pressures and nine passes defended ... Forced and recovered a pair of fumbles ... An All-Big 12 Conference honorable mention and a second team Academic All-Big 12 pick ... Played in 11 games in '98, starting two ... Recorded 35 tackles (26 solo) with 4.0 sacks (-36.0 yards) and 10.0 tackles behind the line (-47.0 yards) ... Caused and recovered a fumble ... Intercepted a pass and deflected another ... Appeared in nine games as a reserve defensive end in '97, recording eight tackles with a sack (-5.0 yards) and 4.0 stops for losses (-14.0 yards) ... Majored in Social Sciences/Mass Communications at Kansas State.

**Personal:** An All-State performer who played for his father Doug at Douglass High School in Douglass, Kansas as a senior ... Carried the ball 513 times for 3,693 yards and finished with 383 points and 5,378 all-purpose yards for his career ... Had 58 career touchdowns ... Caught 76 passes for 1,006 yards ... Top game came against Medicine Lodge with 456 yards rushing on 26 attempts with five touchdowns ... Finished his career at Victoria and Douglass with 343 tackles, including 55 behind the

line of scrimmage ... A '96 *Parade* All-America selection, the only Kansas player so honored ... An honorable mention All-USA by *USA Today* ... A first team All-State pick by the *Topeka Capital-Journal* and an All-Class 4A choice of the *Wichita Eagle* and *Topeka Capital-Journal* ... Was also an AP first team All-State pick as a running back ... In '96, he rushed for 2,127 yards and 28 touchdowns ... Compiled 2,362 all-purpose yards (262.4 avg) that year, while defensively, he had 5.0 sacks and another 18.0 tackles for losses ... Had rushing games with 245 yards, 311 yards and 456 yards ... A track standout who was a two-time winner of the state Class 3A discus and shot titles, as well as a two-time runner-up in the javelin and a finalist in the 100 meters as a senior ... Lettered all four years in football, basketball and track ... Named '97 High School Athlete of the Year by *Bigger, Faster, Stronger Journal* ... Member of the National Honor Society ... His father, Doug, played football at Tabor College, while his mother, Sandy, played volleyball for one year at Kansas State ... Full name: Monty Gene Beisel ... Married, wife Amanda ... The couple resides in Overland Park, Kansas.



### BEISEL'S NFL STATISTICS



Year	Team	G-S	TACKLES			FUMBLES		SACKS No./Yds.	INTs No./Yds.	PASSES Defensed	QB Pressures
			Solos	Asst.	Total	Rec.	For.				
2001	Kansas City	16-0	7	6	13	0	0	0.0/0.0	0/0	0	2
<b>Totals</b>		<b>16-0</b>	<b>7</b>	<b>6</b>	<b>13</b>	<b>0</b>	<b>0</b>	<b>0.0/0.0</b>	<b>0/0</b>	<b>0</b>	<b>2</b>

**Additional Stats:** Had 16 special teams tackles and a forced fumble on special teams in 2001. Has three kickoff returns for 35 yards – one for 13 yards at the N.Y. Jets (11/11/01), one for eight yards at Oakland (12/9/01) and one for 14 yards at Seattle (1/6/02).


#### SINGLE GAME CAREER HIGHS

**Tackles:** 7 (three solo) at N.Y. Jets (11/11/01)

**QB Pressures:** 1 at San Diego (11/4/01)

at N.Y. Jets (11/11/01)

**Sp. Teams Tackles:** 3 at Washington (9/30/01)



## JASON BELSER

**SAFETY - 5-10 - 197**

**OKLAHOMA**

**FREE AGENT (2001)**

**NFL: 11 (2ND WITH CHIEFS)**

**BORN: MAY 28, 1970**

**KANSAS CITY, MISSOURI**

**GP/GS: (157/126) PLAYOFFS: (6/6)**



**Pro Career:** Punishing safety entering his second season with the Chiefs in 2002 ... Returned to his hometown roots a year ago ... Kansas City native signed as a free agent with the Chiefs on June 11th of 2001 after a stellar nine-season run with the Indianapolis Colts from '92-00 ... Is the second generation of the Belser family to don the Red and Gold, following in the footsteps of his father Caesar, who played defensive back for Kansas City from '68-71 and earned a Super Bowl IV ring with the club in '69 ... Is a familiar face on the Kansas City sports scene after beginning his gridiron career as a prep phenom at Raytown South High School, just minutes south of Arrowhead Stadium ... Experienced performer who can play any position in the secondary, but spent his final eight seasons as the Colts starting free safety ... Expected to once again serve as the club's top backup at the safety spot behind FS Jerome Woods and SS Greg Wesley ... Can also work as an extra defensive back in nickel and dime situations ... An experienced special teams performer who made his biggest contribution to the Chiefs in that capacity a year ago, captaining Kansas City's specialty units ... Ranked third on the team with 15 special teams stops in 2001 and is anticipated to lead the club in the kicking game once again ... Packs a wallop with his compact frame and owns a rock-solid physique which will remind many in Kansas City of longtime Chiefs fan favorite Kevin Ross ... Is a popular figure in the locker room, possessing enthusiasm and zest for the game ... Has seen action

in 157 regular season contests with 126 starts ... Owns 984 tackles (629 solo), putting him just 16 shy of the 1,000-tackle plateau for his career ... Has also registered 13 INTs for 293 yards with three TDs to go with seven fumble recoveries, 10 forced fumbles, 63 passes defended and 63 special teams stops ... Originally entered the league as an eighth-round draft choice (197th overall) of Indianapolis in the '92 NFL Draft. **At Kansas City (2001):** Played in 16 games on special teams and took snaps on defense in five contests ... Captained the club's special teams ... Registered five tackles on defense and ranked third on the team with 15 special teams stops ... Returned three kickoffs for 58 yards (19.3 avg.) and also recovered a blocked punt ... Saw action on special teams vs. Oakland (9/9), breaking a streak of 102 consecutive starts dating back to a game at Miami (11/6/94) as a member of the Colts ... Recorded a special teams tackle vs. the N.Y. Giants (9/23) ... Produced two special teams tackles at Washington (9/30) ... Racked up all five of his defensive stops on the season at Denver (10/7) ... Had a career-long 24-yard kickoff return vs. Pittsburgh (10/14) ... Made two special teams tackles and returned one kickoff for 11 yards at Arizona (10/21) ... Returned a kickoff 23 yards and collected a special teams tackle vs. Indianapolis (10/25) ... Had one special teams stop apiece at San Diego (11/4), at the N.Y. Jets (11/11), vs. Seattle (11/25) and vs. Philadelphia (11/29) ... Played on the punt coverage team at Oakland (12/9) ... Recorded a special teams tackle vs. Denver (12/16) ... Played on defense in nickel formations and on the kickoff coverage unit vs. San Diego (12/23) ... Recorded a special teams stop at Jacksonville (12/30) ... Recovered a Jeff Feagles punt at the one-yard line after it was blocked by Glenn Cadrez to set up a touchdown at Seattle (1/6/02). **At Indianapolis (1992-00):** Appeared in 141 regular season games (126 starts) with Indianapolis ... Finished his tenure with the Colts with 979 tackles (628 solo), and 13 interceptions for 293 yards with three touchdowns ... Added 63 passes defended, 10 forced fumbles and seven fumble recoveries ... Is also a proficient blitzing, owning 9.0 career sacks (-59.0 yards) ... Participated in six postseason games (all starts) with the Colts, including a '95 AFC Divisional Playoff contest vs. Kansas City (1/7/96) ... Posted 45 tackles (28 solo), two INTs for 68 yards, as well as a forced fumble and a pair of passes defended in playoff action. **2000:** Started 18 games at free safety ... Finished second on the team with 114 tackles (80 solo) and a career-high 5.0 sacks (-25.0 yards) ... Also defended six passes and forced and recovered a fumble ... Started one postseason game and recorded 11 tackles and half a sack ... Recorded seven tackles at Kansas City (9/3) ... Tallied nine tackles and defended one pass vs. Oakland (9/10) ... Had a season-high 10 tackles (nine solo), 1.0 sack (-3.0 yards) of Mark Brunell and two passes defended vs. Jacksonville (9/25) ... Recorded nine solo tackles at Buffalo (10/1) ... Credited with six tackles at New England (10/8) ... Totaled nine tackles at Seattle (10/15) ... Tallied seven tackles vs. New England (10/22) ... Compiled nine tackles and 1.0 sack (-0.0 yards) vs. Detroit (10/29) ... Totaled seven tackles at Chicago (11/5) ... Recorded his 600th solo tackle of his career with a seven-tackle performance vs. the N.Y. Jets (11/12) ... Tallied five tackles and a pass defended at Green Bay (11/19) ... Had nine tackles and 1.0 sack (-8.0 yards) at the N.Y. Jets (12/3) ... Started his 100th consecutive game and recorded a season-high 10 tackles (eight solo), 1.0 sack (-8.0 yards) and one pass defended vs. Buffalo (12/11) on Monday Night Football ... Recorded five tackles, recovered a fumble and defended a pass at Miami (12/17) ... Totaled six tackles, one forced fumble and a sack (-6.0 yards) of Bobby Brister vs. Minnesota (12/24) ... Produced 11 tackles (nine solo) and half a sack (-2.0 yards) at Miami (12/30) in an AFC Divisional Playoff Game. **1999:** Started all 16 games at free safety ... Totaled 91 tackles (69 solo), 1.0 sack (-7.0 yards), 14 passes defended and two forced fumbles ... Posted five tackles and two passes defended in the season-opener vs. Buffalo (9/12) ... Totaled seven tackles and one forced fumble at New England (9/19) ... Had eight tackles at San Diego (9/26) ... Recorded four tackles vs. Miami (10/10) ... Credited with four tackles at the N.Y. Jets (10/17) ... Started his 100th career NFL contest vs. Cincinnati (10/24) and posted seven solo tackles ... Had four tackles vs. Kansas City (11/7) ... Had five tackles, 1.0 sack (-7.0 yards) of Donovan McNabb, a forced fumble and two passes defended at Philadelphia (11/21) ... Totaled seven tackles vs. New England (12/19) ... Credited with seven tackles and blocked a field goal to set up a TD for the division clinching win vs. Washington (12/19) ... Posted seven tackles and a pass defended vs. Tennessee (1/6/00) in an AFC Divisional Playoff contest. **1998:** Was one of only seven Colts to start all 16 games ... Led the team for the second consecutive year with 129 tackles (98 solo) ... Added five passes defended, two forced fumbles, one fumble recovery, one QB pressure, 1.0 sack (-13.0 yards) and one interception ... Also had a special teams tackle ... Posted 10 tackles, a forced fumble and a blocked PAT at the N.Y. Jets (9/20) ... Had 12 tackles vs. New Orleans (9/27) ... Recorded a season-high 16 tackles (13 solo) and a sack (-13.0 yards) of Drew Bledsoe vs. New England (11/1) ... Forced a fumble and recovered another fumble vs. San Francisco (10/18) ... Intercepted his only pass of the year for a 19-yard return vs. the N.Y. Jets (11/15) ... Had 10 tackles vs. Carolina (12/27). **1997:** Started all 16 games at free safety ... Led the team with 118 tackles (70 solo) and with eight passes defended ... Added two interceptions (121 yards) with a touchdown, 1.0 sack (-7.0 yards) and one forced fumble ... Winner of the Unsung Hero Award presented by the NFL Players Association recognizing his dedication to the game and community ... Intercepted a pass at Pittsburgh (10/12) ... Returned a lateral 50 yards for a touchdown following a Robert Blackman INT vs. Green Bay (11/16) ... Had a season-best 12 tackles (nine solo) at Detroit (11/23) ... Intercepted a pass at Minnesota (12/21).

**1996:** Started 16 games at free safety ... Led the squad with four interceptions (81 yards) with two scores and ranked second with 129 tackles (69 solo) ... His two interception returns for scores tied as the second-best seasonal total in team history behind Ray Buchanan (three) ... Added five passes defended, two forced fumbles and 1.0 sack (-7.0 yards) ... Recipient of the Colts Unsung Hero Award from the NFL Players Association ... Posted a season-best 14 tackles (nine solo) with a sack (-7.0 yards) vs. Arizona (9/1) ... Had a forced fumble at the N.Y. Jets (9/8) ... Forced a fumble vs. Miami (9/23) ... Had an interception vs. the N.Y. Jets (11/17) ... Recorded a season-high 16 tackles at New England (11/24) ... Intercepted two passes for 45 yards including a 44-yard touchdown return vs. Philadelphia (12/5) to earn AFC Defensive Player of the Week honors ... Returned an interception 21 yards at Cincinnati (12/22) ... Started at Pittsburgh (12/29) in an AFC Wild Card contest, posting 11 tackles, a forced fumble and two special teams stops. **1995:** Started 16 games at free safety ... Recorded 109 tackles (60 solo), seven passes defended, forced two fumbles, recovered two fumbles and intercepted one pass ... Started three games in the postseason and had 16 tackles, two interceptions (68 yards) and one pass defended ... Had 12 tackles vs. Buffalo (11/5) ... Forced and recovered a fumble at New England (11/19) ... Had a forced fumble at Carolina (12/3) ... Defended three passes at Jacksonville (12/10) ... Intercepted a pass vs. New England (12/23) ... Intercepted two fourth-quarter passes at San Diego (12/31) in an AFC Wild Card contest ... Started in an AFC Divisional playoff tilt at Kansas City (1/7/96) and also opened in the AFC Championship Game at Pittsburgh (1/14/96). **1994:** Appeared in 13 games (12 starts) with six starts at strong safety and six starts at free safety ... Recorded 106 tackles, seven passes defended and one interception ... Tied for third on the team with 12 special teams tackles ... Missed the first two games of the season and was listed as a roster exemption after agreeing to terms on August 24th ... Had 15 tackles at Pittsburgh (9/18) ... Did not play vs. the N.Y. Jets (10/30) due to a knee injury ... Credited with 15 tackles vs. New England (11/27) ... Intercepted a pass vs. Buffalo (12/24). **1993:** Was one of seven Colts to start all 16 games, opening the first 11 games at free safety before moving to strong safety the last five games ... Ranked third on the team with 127 tackles (94 solo) ... Added four passes defended, three fumble recoveries and one interception ... Had an interception vs. Miami (9/5) ... Recovered a fumble at Denver (10/3) ... Had a fumble recovery at Buffalo (11/21) ... Produced 13 tackles (10 solo) vs. San Diego (11/29) ... Credited with 13 tackles (seven solo) and one pass defended vs. Philadelphia (12/19) ... Recovered a fumble vs. Buffalo (1/2/94). **1992:** Played in 16 games (two starts) ... Made 55 tackles, defended seven passes and intercepted three passes ... Ranked second on the club with 15 special teams tackles ... His three interceptions were the most by a Colts rookie since Eugene Daniel had six in '84 ... Started his first career NFL game vs. Houston (9/13) ... Recovered a fumble at Buffalo (9/20) ... Recorded nine tackles and one pass defended vs. Miami (11/1) ... Started and intercepted a pass vs. Buffalo (11/29).

**College:** A four-year letterman at Oklahoma ... Became only the second defensive back in school history to record 200 career tackles with 214 stops (140 solo) ... Added 16 passes defended, 13 interceptions (216 yards) with one touchdown, five fumble recoveries, four forced fumbles and 3.0 sacks (-22.0 yards) ... Earned first team All-Big Eight honors as a senior with 75 tackles, five interceptions, seven passes defended and 3.0 sacks (-22.0 yards) ... Started at strong safety and cornerback as a junior ... Totaled 66 tackles, nine passes defended, four interceptions, three fumble recoveries and two forced fumbles ... Was named second team All-Big Eight as a sophomore ... Produced 62 tackles, four interceptions, one forced fumble and one recovered fumble ... Played special teams and in the backfield as a true freshman ... Majored in Communications at Oklahoma.

**Personal:** A prep standout at Raytown South High School in Raytown, Missouri, where he played running back, cornerback, safety, kicker and punter ... A second-generation Chief, his father Ceasar played with the Chiefs from '68-71, San Francisco in '74 and was a member of the Chiefs Super Bowl IV squad in '69 ... Belser and his mother, Evelyn, are spokespersons for the Church Collision/Mothers Against Drunk Driving campaign ... Served as the keynote speaker for Xerox's "Kid Execs" program ... Teamed with the Indianapolis Police Department and the Marion County Traffic Safety Partnership public campaign in '99 called "Belser Belts" to raise seat belt use awareness ... A finalist for the NFL Man of the Year Award in '99 ... Full name: Jason Daks Belser ... Married, wife Sarita with a son, Sajon (2) ... The Belsers reside in Kansas City, Missouri.

 <b>BEST INTRADIVISION RECORDS, 1990-01</b> 		
Team	Record	Pct.
1. San Francisco	58-28	.674
2. Kansas City	64-32	.667
3. Jacksonville	39-23	.629
4. Dallas	60-36	.625
5. Tennessee	55-36	.609

 <b>OVERALL DIVISION RECORDS, 1990-01</b> 		
Division	Record	Pct.
1. AFC West	497-463	.518
2. NFC Central	492-468	.513
3. AFC East	481-479	.501
4. NFC East	478-479-3	.499
5. NFC West	430-450	.480
6. AFC Central	444-483-1	.479



## BELSER'S NFL STATISTICS



Year	Team	G-S	INTERCEPTIONS				TACKLES			FUMBLES		PASSES	SACKS	SP. TEAM
			No.	Yds.	LG	TDs	Solos	Asst.	Tot.	Rec.	For.	Defensed	No./Yds.	Tackles
1992	Indianapolis	16-2	3	27	21	0	41	14	55	0	0	7	0.0/0.0	15
1993	Indianapolis	16-16	1	14	14	0	94	33	127	3	0	4	0.0/0.0	12
1994	Indianapolis	13-12	1	31	31	0	47	59	106	0	0	7	0.0/0.0	12
1995	Indianapolis	16-16	1	0	0	0	60	49	109	2	2	7	0.0/0.0	2
1996	Indianapolis	16-16	4	81	44	2	69	60	129	0	2	5	1.0/7.0	7
1997	Indianapolis	16-16	2	121	50	1	70	48	118	0	1	8	1.0/7.0	2
1998	Indianapolis	16-16	1	19	19	0	98	31	129	1	2	5	1.0/13.0	1
1999	Indianapolis	16-16	0	0	--	0	69	22	91	0	2	14	1.0/7.0	0
2000	Indianapolis	16-16	0	0	--	0	80	35	115	1	1	6	5.0/25.0	0
2001	Kansas City	16-0	0	0	--	0	1	4	5	0	0	0	0.0/0.0	15
<b>Totals</b>		<b>157-126</b>	<b>13</b>	<b>293</b>	<b>50</b>	<b>3</b>	<b>629</b>	<b>355</b>	<b>984</b>	<b>7</b>	<b>10</b>	<b>63</b>	<b>9.0/59.0</b>	<b>66</b>

**Additional Stats:** Has four kickoff returns for 73 yards – one for 15 yards at Jacksonville (12/10/95), one for 24 yards vs. Pittsburgh (10/14/01), one for 11 yards at Arizona (10/21/01) and one for 23 yards vs. Indianapolis (10/25/01). Blocked a PAT at the N.Y. Jets (10/20/98). Blocked a field goal vs. Washington (12/19/99). Recovered a blocked punt at Seattle (1/6/02).

### SINGLE GAME CAREER HIGHS

**Tackles:** 16 vs. New England (11/24/96)  
 vs. New England (11/1/98)  
**Interceptions:** 2 vs. Philadelphia (12/5/96)  
**INT Return Yards:** 50 vs. Green Bay (11/16/97)

**Long INT Return:** 50 vs. Green Bay (11/16/97)  
**Fumble Recoveries:** 1, seven times, last at Miami (12/17/00)  
**Forced Fumbles:** 1, 10 times, last vs. Minnesota (12/24/00)  
**Sacks:** 1.0, nine times, last vs. Minnesota (12/24/00)

### POSTSEASON

Year	Team	G-S	INTERCEPTIONS				TACKLES			FUMBLES		PASSES	SACKS
			No.	Yds.	LG	TDs	Solos	Asst.	Tot.	Rec.	For.	Defensed	No./Yds.
1995	Indianapolis	3-3	2	68	36	0	8	8	16	0	0	1	0.0/0.0
1996	Indianapolis	1-1	0	0	--	0	5	6	11	0	1	0	0.0/0.0
1999	Indianapolis	1-1	0	0	--	0	6	1	7	0	0	1	0.0/0.0
2000	Indianapolis	1-1	0	0	--	0	9	2	11	0	0	0	0.5/2.0
<b>Totals</b>		<b>6-6</b>	<b>2</b>	<b>68</b>	<b>36</b>	<b>0</b>	<b>28</b>	<b>17</b>	<b>45</b>	<b>0</b>	<b>1</b>	<b>2</b>	<b>0.5/2.0</b>

**Additional Stats:** Had two special teams tackles in '96.

### SINGLE GAME CAREER HIGHS

**Tackles:** 11 at Pittsburgh (12/29/96)  
 at Miami (12/17/00)  
**Interceptions:** 2 at San Diego (12/31/95)  
**INT Return Yards:** 68 at San Diego (12/31/95)

**Long INT Return:** 36 at San Diego (12/31/95)  
**Forced Fumbles:** 1 at Pittsburgh (12/29/96)  
**Sacks:** 0.5 at Miami (12/17/00)

**STREAKS AND MILESTONES:** Has played and started in 102 consecutive games dating back to a game at Miami (11/6/94). Has 979 career tackles and needs just 21 more to reach the 1,000-tackle plateau for his career.



## 2002 NFL REALIGNMENT



### AFC WEST

Denver  
 Kansas City  
 Oakland  
 San Diego

### AFC NORTH

Baltimore  
 Cincinnati  
 Cleveland  
 Pittsburgh

### AFC SOUTH

Houston  
 Indianapolis  
 Jacksonville  
 Tennessee

### AFC EAST

Buffalo  
 Miami  
 New England  
 N.Y. Jets



### NFC WEST

Arizona  
 St. Louis  
 San Francisco  
 Seattle

### NFC NORTH

Chicago  
 Detroit  
 Green Bay  
 Minnesota


### NFC SOUTH

Atlanta  
 Carolina  
 New Orleans  
 Tampa Bay

### NFC EAST

Dallas  
 N.Y. Giants  
 Philadelphia  
 Washington





## DERRICK BLAYLOCK

**RUNNING BACK - 5-9 - 195**

**STEPHEN F. AUSTIN**  
**DRAFT (NO. 5B - 2001)**  
**NFL: 2 (2ND WITH CHIEFS)**  
**BORN: AUGUST 23, 1979**  
**ATLANTA, TEXAS**  
**GP/GS: (0/0) PLAYOFFS: (0/0)**



**Pro Career:** Lightning-quick running back enters his second season with Kansas City in 2002 ... Looking to make his first regular season appearance with the Red and Gold this year ... Was on the 53-man roster for all 16 games a year ago, but was listed as inactive for every contest of his rookie campaign ... Is an explosive ball carrier with a knack for hitting holes in a hurry ... Possesses soft hands and natural pass-catching ability which makes him a multi-purpose threat in the Chiefs offensive attack ... Will compete for increased playing time in 2002 after spending last season learning from the NFL's leading rusher, Priest Holmes ... Former college track athlete who could also make an impact in the return game and third down sets for Kansas City ... Originally joined the Chiefs as the second of the club's two draft choices in the fifth round of the 2001 NFL Draft (150th overall).  
**2001:** Made Kansas City's 53-man roster ... Was inactive for all 16 regular season contests and did not see game action.

**College:** Appeared in 31 games (12 starts) during his career at Stephen F. Austin ... Produced 340 rushing attempts for 2,091 yards and 14 touchdowns ... Finished seventh on the school's career rushing list with 2,091 yards ... Also caught 27 passes for 294 yards ... Started 11 games as a senior carrying the ball 202 times for 1,382 yards and eight touchdowns ... Also caught 10 passes for 60 yards (6.0 avg) and returned a kickoff 22 yards ... His 1,382 yards rushing were the most by a Lumberjack runner in a regular season and rank second on the school's single-season record chart behind Larry Centers' 1,440 yards which were compiled over the course of 15 games during the '89 campaign ... His 1,464 all-purpose yards ranked fourth on the school's single-season chart ... Was a first team All-Southland selection ... Limited to seven games as a reserve due to injury problems in his junior season ... Finished with 109 yards on 39 carries (15.6 avg) and two touchdowns, also caught a career-high 14 passes for 210 yards (15.0 avg) ... Joined the school's track team as a junior, performing as a member of the 4x100 relay team ... Appeared in five games of his sophomore season after suffering a left hamstring strain in fall drills, gaining 247 yards on 34 carries (7.3 avg) and catching a pair of passes for 11 yards (5.5 avg) ... Saw action in eight games (one start) as a freshman, collecting 353 yards with four touchdowns on 68 carries (5.3 avg) ... Also had one reception for 13 yards ... Majored in Psychology at Stephen F. Austin.


**Personal:** A three-time All-District selection at Atlanta High School in Atlanta, Texas ... A standout track performer, finishing second in the state Class 3A finals in the 100-meter dash (10.7) ... Held the school record with a 10.44 clocking in the 100 meters ... Also lettered in basketball, earning second-team All-District honors ... Full name: Derrick DeShaun Blaylock ... Married, wife Kristen, with a son Travin (3) ... The Blaylocks reside in Blue Springs, Missouri.



## KC WOLF

Since his introduction to Chiefs fans as the club's official mascot in 1989, KC Wolf has quickly become one of the most entertaining performers in all of sport. A true global traveler in the mascot kingdom, KC Wolf has performed across the United States and has also made trips to Mexico, Germany and Japan. For more information on how to book KC Wolf for your next event, call him at Arrowhead Stadium at (816) 920-4212.





## MARC BOERIGTER

WIDE RECEIVER - 6-3 - 223

HASTINGS

FREE AGENT (2002)

NFL: 1 (1ST WITH CHIEFS)

BORN: MAY 4, 1978

HASTINGS, NEBRASKA

GP/GS: (0/0) PLAYOFFS: (0/0)



**Pro Career:** Two-year Canadian Football League veteran signed with the Chiefs on February 7th of 2002 ... A steady receiver who is known for his big play capabilities ... Physical performer who provides a big pass catching target ... Entering the NFL ranks after a pair of productive seasons in the CFL ... Was overlooked by NFL scouts coming out of tiny Hastings College in Hastings, Nebraska, but gets his first NFL look with Kansas City this season ... Appeared in 36 regular season games for the Calgary Stampeders ... Averaged over 50 catches and 1,000 yards per season in his two CFL campaigns, including a 1,092-yard effort as a rookie in 2000 ... A solid special teams performer who blocked a pair of kicks during his Canadian tenure ... Was a favorite target in the Red Zone, hauling in 19 TDs in two seasons ... Also saw action in four postseason games for the club, helping lead the Stampeders to the Grey Cup title in 2001 ... In four playoff games he produced 10 catches for 261 yards (26.1 avg.) with three touchdowns ... Originally entered the CFL as a free agent on May 12th of 2000. **Canadian Football League (2000-01):** Played in 36 games for Calgary, recording 111 receptions for 2,023 yards (18.2 avg.) with 19 touchdowns ... Also had three rushes for 25 yards (8.3 avg.) and blocked two kicks, one of which he returned for a touchdown ... In four postseason games with the Stampeders, posted 10 receptions for 261 yards (26.1 avg.) and three touchdowns. **2001:** Saw duty in 18 games ... Caught 48 passes for 931 yards (19.4 avg.) with a team-high 11 touchdowns ... Added three rushes for 25 yards (8.3 avg.) ... Had two receptions for 24 yards vs. Winnipeg (7/4), including an 18-yard touchdown ... Caught three passes for 28 yards at Montreal (7/12) ... Recorded two receptions for 42 yards at Edmonton (7/20) ... Totaled four catches for 81 yards with a 44-yard touchdown grab vs. British Columbia (7/27) ... Had three catches for 142 yards with two going for scores vs. Toronto (8/3) ... Recorded three catches for 38 yards at Saskatchewan (8/11) ... Carried the ball for the first time in his CFL career for 17 yards vs. Saskatchewan (8/17) ... Returned a kickoff 41 yards off of a reverse at Edmonton (9/7) ... Produced three receptions for 27 yards vs. Saskatchewan (9/17) ... Caught four balls for 64 yards at Hamilton (9/22), including two touchdowns ... Totaled four receptions for 50 yards at Toronto (9/28) with two TDs ... Had a 27-yard touchdown catch vs. Hamilton (10/8) ... Recorded five catches for 139 yards at Saskatchewan (10/14), including his 100th career CFL reception ... Earned CFL Offensive Player of the Week honors vs. Montreal (10/20) for his five-reception, 147-yard, one-touchdown performance ... Caught three passes for 30 yards vs. British Columbia (10/28) ... Had three receptions for 59 yards at Winnipeg (11/2) ... Appeared in three postseason games, catching nine passes for 251 yards (27.9 avg.) with three TDs ... Produced three catches for 83 yards with two TDs vs. British Columbia (11/11) in the West Semi-Final game ... Had two catches for 54 yards at Edmonton (11/18) in the West Final game ... Recorded four receptions for 114 yards with a touchdown in a 27-19 victory vs. Winnipeg (11/25) in the Grey Cup. **2000:** Played in 18 games and one postseason game with Calgary ... Caught 63 passes for 1,092 yards (17.3 avg.) with eight touchdowns ... Became the first Calgary rookie receiver since '95 to record 1,000 yards receiving in a single season ... Blocked two kicks and recovered one for a touchdown ... Was named the team's Most Outstanding Rookie ... A starter in his first appearance in the CFL vs. Edmonton (7/5), catching two passes for 28 yards, including his first career CFL touchdown ... Caught five passes for 42 yards at Winnipeg (7/14) and caught a two-point conversion to force overtime ... Had five receptions for 82 yards vs. British Columbia (7/20) ... Led the team with six receptions for 158 yards and a touchdown at Saskatchewan (7/28) ... Caught three passes for 60 yards vs. Toronto (8/4) ... Recorded four receptions for 95 yards at British Columbia (8/10) ... Had four catches for 85 yards vs. Winnipeg (8/16) ... Returned a blocked punt for a touchdown at Montreal (8/25) ... Finished the game with four receptions for 42 yards vs. Edmonton (9/4), including a touchdown ... Caught four passes for 61 yards at Edmonton (9/8) ... Recorded three catches for a game-high 57 yards vs. Hamilton (9/16) ... Caught six passes for 80 yards and a career-high two touchdown passes at Saskatchewan (9/22) ... Recorded four receptions for 52 yards at Toronto (9/28) with a TD ... Had three catches for 25 yards vs. Saskatchewan (10/6) ... Totaled two catches for 49 yards at Edmonton

(10/15) with a 45-yard touchdown ... Had two catches for 32 yards vs. British Columbia (10/22) ... Caught a 13-yard pass vs. Montreal (10/29) and blocked a field goal as time expired to persevere the victory ... Had three catches for 123 yards with a touchdown at Hamilton (11/5) to become the first rookie receiver in Stampeder history to eclipse the 1,000-yard receiving mark since Terry Vaughn in '95 ... Caught one pass for 10 yards vs. British Columbia (11/19) in the West Final game before leaving with a right ankle injury.


**College:** Saw duty in 35 games at Hastings College, an NAIA school in Hastings, Nebraska ... Caught 93 passes for 1,902 yards (20.5 avg.) for a school record 30 touchdowns ... His 20.5 receiving avg. is the top mark in team annals ... A two-time All-Nebraska Iowa Athletic Conference selection ... The Broncos posted a 21-2 record (.913) over his last two seasons for the best winning percentage in the NAIA over that same period ... As a senior he caught 46 passes for a school single-season record 853 yards (18.5 avg.) and a school single-season record 18 touchdowns ... Had at least one touchdown in his last 14 games ... Played in eight games as a junior, recording 31 catches for 660 yards (21.3 avg.) with eight touchdowns ... Appeared in nine games as a sophomore ... Caught 15 passes for 379 yards (25.3 avg.), including four touchdowns ... Saw duty in six games as a freshman, recording a catch for 11 yards (11.0 avg.) ... Earned a degree in Human Resources from Hastings College.

**Personal:** A prep standout at Hastings High School in Hastings, Nebraska ... Father, Dr. Bob Boerigter, is the Director of Athletics at Northwest Missouri State ... Full name: Marc Robert Boerigter ... Single ... Resides in Leawood, Kansas.

BOERIGTER'S CFL STATISTICS													
		RECEIVING							RUSHING				
Year	Team	G	No.	Yds.	Avg.	LG	TD	No.	Yds.	Avg.	LG	TD	
2000	Calgary	18	63	1,092	17.3	63	8	0	0	0.0	--	0	
2001	Calgary	18	48	931	19.4	72	11	3	25	8.3	17	0	
<b>Totals</b>		<b>36</b>	<b>111</b>	<b>2,023</b>	<b>18.2</b>	<b>72</b>	<b>19</b>	<b>3</b>	<b>25</b>	<b>8.3</b>	<b>17</b>	<b>0</b>	

**Additional Stats:** Blocked a punt for a touchdown at Montreal (8/25/00). Blocked a field goal vs. Montreal (10/29/00).

POSTSEASON													
		RECEIVING							RUSHING				
Year	Team	G	No.	Yds.	Avg.	LG	TD	No.	Yds.	Avg.	LG	TD	
2000	Calgary	1	1	10	10.0	10	0	0	0	0.0	--	0	
2001	Calgary	3	9	251	27.9	69	3	0	0	0.0	--	0	
<b>Totals</b>		<b>4</b>	<b>10</b>	<b>261</b>	<b>26.1</b>	<b>69</b>	<b>3</b>	<b>0</b>	<b>0</b>	<b>0.0</b>	<b>--</b>	<b>0</b>	



## JOHN BROWNING

**DEFENSIVE END - 6-4 - 297**

**WEST VIRGINIA**  
**DRAFT: (NO. 3 - 1996)**  
**NFL: 7 (7TH WITH CHIEFS)**  
**BORN: SEPTEMBER 30, 1973**  
**MIAMI, FLORIDA**  
**GP/GS: (57/45) PLAYOFFS: (1/0)**



**Pro Career:** Mild-mannered Floridian attempting to come back from yet another serious injury in 2002 after having last year's campaign curtailed by a right knee ailment ... Has been one of the club's most versatile and valuable members of the team's defense in recent years, owning starts at all four positions on the club's defensive front ... Unsung performer goes about his business quietly, toiling in the trenches diligently for Kansas City ... Joins S Jerome Woods as the longest-tenured member of the Chiefs defensive unit ... Both of those defenders were tabbed by Kansas City in the '96 NFL Draft ... Entering his seventh NFL campaign in 2002 after producing his finest pro season to date in 2000 ... Was well on his way to duplicating his 2000 season last year before suffering a season-ending right

knee injury in the sixth game of the season ... Looking to rebound this season to the dominating level the club has grown accustomed to ... Has opened games at all four positions along the defensive front in his professional career, but is expected to work primarily at left defensive end this season along with Eric Hicks ... After injuries cost him all but eight games in '98-99, was the only Chiefs starting defensive lineman to make it through the entire 2000 season unscathed ... Played in all 16 games for the first time in his career and opened all 16 of those contests ... Started six games at right DT, five games at left DE, four contests at right DE and opened one game at left DT ... Set career highs with 71 tackles (43 solo), 6.0 sacks (-31.0 yards) and ranked fourth on the team with a career-best 33 QB pressures ... Held together an injured-riddled defensive front and was a key reason Kansas City produced 51.0 sacks, the third-highest total in team history ... Rebounded in fine fashion in 2000 after a training camp Achilles injury cost him the entire '99 campaign and a back ailment kept him out of eight games in '98 ... Originally broke into a regular role as a starter with the club at right defensive end in '97 ... Possesses tremendous strength and surprising quickness which allow him to harass quarterbacks ... Frequently collapses the pocket, setting up sacks for his teammates ... Has seen duty in 57 regular season contests (45 starts), totaling 209 tackles (122 solo), 13.5 sacks (-71.0 yards), 87 quarterback pressures, two fumble recoveries, a forced fumble, an interception and two passes defended ... Also owns one career playoff appearance ... Tabbied by the Chiefs in the third round (68th overall) of the '96 draft, **2001:** Started the first six games of the season at left defensive tackle before a right knee injury ended his season ... Finished the year with 28 tackles (15 solo), adding 1.5 sacks (-18.5 yards), three QB pressures and two tackles for loss ... Had six tackles and two QB pressures vs. Oakland (9/9) ... Recorded four tackles, including one tackle for loss vs. the N.Y. Giants (9/23) ... Produced three tackles at Washington (9/30) ... Registered a season-high eight tackles and a sack (-13.0 yards) of Brian Griese at Denver (10/7) ... Made four tackles, a QB pressure and a half of a sack (-5.5 yards) of Kordell Stewart vs. Pittsburgh (10/14) ... Amassed three tackles at Arizona (10/21) before injuring his right knee in the third quarter ... Was subsequently placed on injured reserve on October 25th. **2000:** Started all 16 games, opening games at all four positions on the defensive line (six at right DT, one at left DT, four at right DE and five at left DE) ... Established career highs with 6.0 sacks (-31.0 yards), 71 tackles (43 solo) and 33 QB pressures ... Also added one INT, one pass defended and a fumble recovery ... Was fourth on the team in sacks and sixth in tackles ... Was one of five defensive starters to open all 16 games in 2000, marking the first time in his career he saw duty in every game ... Posted six tackles and one QB pressure at right defensive tackle vs. Indianapolis (9/3) ... Produced five tackles and two QB pressures at right defensive tackle at Tennessee (9/10) ... Started at right defensive end for the injured Duane Clemons vs. San Diego (9/17), producing a sack of Ryan Leaf (-9.0 yards), two QB pressures and four tackles ... Started at right defensive end at Denver (9/24), setting a career high with 11 tackles (seven solo) and two QB pressures ... Started at right defensive end vs. Seattle (10/2), registering five tackles and two QB pressures ... Started at right defensive end vs. Oakland (10/15), recording a sack (-6.0 yards) of Rich Gannon, three solo tackles, one QB pressure and also recovered a Gannon fumble ... Started at left defensive tackle for the injured Chester McGlockton vs. St. Louis (10/22), intercepting his first career pass (no yards) off Kurt Warner and recording a sack of Trent Green (-6.0 yards), four tackles and four QB pressures ... Started at left defensive end for the injured Eric Hicks at Seattle (10/29), producing seven tackles (five solo), five QB pressures and one pass defended ... Started at left defensive end at Oakland (11/5), getting two tackles (one solo) and three QB pressures ... Totaled five tackles, a sack (-4.0 yards) of Jeff Garcia and one QB pressure at left defensive end at San Francisco (11/12) ... Had one tackle and five QB pressures at left defensive end vs. Buffalo (11/19) ... Posted three tackles and two QB pressures at left defensive end at San Diego (11/26) ... Had two tackles (one solo) and one QB pressure at right defensive tackle at New England (12/4) ... Contributed two solo tackles, a sack (-5.0 yards) of Steve Bueherlein and a QB pressure at right defensive tackle vs. Carolina (12/10) ... Produced four tackles and one QB pressure at right defensive tackle vs. Denver (12/17) ... Had seven tackles and a sack of Chris Chandler (-1.0 yard) at Atlanta (12/24). **1999:** Missed the entire preseason and regular season schedule when he suffered a right Achilles injury at training camp in River Falls on August 9th ... Was subsequently placed on injured reserve on August 31st, where he spent the remainder of the year. **1998:** Played in eight games (eight starts) at left defensive end, contributing 37 tackles (19 solo) and six QB pressures ... Inactive with a right ankle injury for the regular season's first two weeks vs. Oakland (9/6) and at Jacksonville (9/13) ... Started the next eight games at left defensive tackle, beginning with the season's third contest vs. San Diego (9/20) ... Had six tackles at Philadelphia (9/27) ... Set a season-high by logging a team-best eight tackles vs. Seattle (10/4) ... Matched that tally with eight tackles at New England (10/11) ... Tallied seven tackles and a QB pressure vs. the N.Y. Jets (11/1) ... Registered five tackles and a pair of QB pressures at Seattle (11/8) ... Listed as inactive with an ankle injury at San Diego (11/22) ... Was placed on the injured reserve list on November 29th with a back injury. **1997:** Moved into a full-time role as a starter in his sophomore campaign ... Played in 14 games (13 starts), opening 10 contests at right defensive end and three games at left defensive tackle ... Ranked second among Chiefs defensive linemen with 48 tackles (27 solo), to go along with 4.0 sacks (-17.5 yards), a figure which tied for third on the squad ... Added 24 QB pressures and a fumble recovery ... Produced seven tackles, half a sack (-2.5 yards)

and three QB pressures at Denver (8/31) ... Had four QB hurries vs. Buffalo (9/14) ... Contributed four tackles, four QB pressures and a sack (-1.0 yard) of Kerry Collins at Carolina (9/21) ... Came up with five tackles and two QB pressures in addition to his first fumble recovery when Derrick Thomas knocked the ball from the hands of the Rams Tony Banks at St. Louis (10/26) ... Responsible for four tackles, a pair of QB pressures and half of a sack of Mark Brunell (-4.0 yards) at Jacksonville (11/9) ... Was inactive at Seattle (11/23) and vs. San Francisco (11/30) with an injured right fibula ... Played but did not start vs. Oakland (12/7), taking down Jeff George for a 10-yard sack ... Started at left defensive tackle for an injured Vaughn Booker vs. Seattle (9/28), at San Diego (12/14) and vs. New Orleans (12/21) ... Played but did not start in the club's playoff outing vs. Denver (1/4/98), coming up with one tackle and a forced fumble. **1996:** Developed into a solid defensive player for the Chiefs during his rookie campaign ... Saw action in 13 games with two starts, collecting 25 tackles (18 solo) with 2.0 sacks (-4.0 yards), 21 quarterback pressures, one forced fumble and a pass defended ... His tackle tally was tops among all Kansas City first year defensive players ... First pro sack came against Rick Mirer at Seattle (9/15) ... Added four QB pressures vs. Minnesota (11/10) ... Was inactive for contests vs. Chicago (11/17), vs. San Diego (11/24) and at Detroit (11/28) with a shoulder injury ... First NFL start came at right defensive end in place of an injured Vaughn Booker vs. Indianapolis (12/15), when he recorded a season-high four tackles, a sack (-3.0 yards), three QB pressures and a pass deflection ... Also opened in place of an injured Booker vs. Buffalo (12/22) where he racked up a career-high seven QB hurries along with three tackles and a forced fumble.

**College:** Saw action in 24 regular season games (12 starts) for West Virginia, tallying 78 tackles (42 solo), 8.0 sacks, a fumble recovery and a pass deflection ... Began his collegiate career as a defensive tackle but moved to the end slot in spring drills prior to his senior season ... Appeared in seven games (six starts) for the Mountaineers as a senior, collecting 36 tackles (23 solos), four sacks (-40.0 yards), and three tackles for loss (-10.0 yards) ... Missed the first three games of the season due to an NCAA suspension for contact with an agent ... Played in 10 regular season games with six starts and also opened in the club's Carquest Bowl appearance vs. South Carolina as a junior ... Tallied 32 tackles (16 solo) with four sacks (-19.0 yards), two tackles for loss (-18.0 yards), and a fumble recovery ... Spent the early part of the season playing with a broken hand ... Saw reserve action in seven games at left defensive tackle as a sophomore, recording 10 tackles (seven solo) and four pass deflections ... Did not play football in '92 ... Majored in Physical Education at West Virginia.

**Personal:** Named a first team All-America selection of Super Prep at North Miami High School in Miami, Florida ... Tapped by *USA Today* as an honorable mention All-USA pick ... Was a Florida Class 5A All-State and All-Dade County selection as a senior ... Full name: John Edward Browning ... Married, wife Kerry, with a daughter, Avrianna Rose (3) ... The Brownings reside in Overland Park, Kansas.



### BROWNING'S NFL STATISTICS



Year	Team	TACKLES			FUMBLES		SACKS	INTS	PASSES	QB	
		G-S	Solos	Asst.	Total	Rec.	For.	No./Yds.	No./Yds.	Defensed	Pressures
1996	Kansas City	13-2	18	7	25	0	1	2.0/4.0	0/0	1	21
1997	Kansas City	14-13	27	21	48	1	0	4.0/17.5	0/0	0	24
1998	Kansas City	8-8	19	18	37	0	0	0.0/0.0	0/0	0	6
1999	Kansas City	0-0	0	0	0	0	0	0.0/0.0	0/0	0	0
2000	Kansas City	16-16	43	28	71	1	0	6.0/31.0	1/0	1	33
2001	Kansas City	6-6	15	13	28	0	0	1.5/18.5	0/0	0	3
<b>Totals</b>		<b>57-45</b>	<b>122</b>	<b>87</b>	<b>209</b>	<b>2</b>	<b>1</b>	<b>13.5/71.0</b>	<b>1/0</b>	<b>2</b>	<b>87</b>

### POSTSEASON

Year	Team	TACKLES			FUMBLES		SACKS	INTS	PASSES	QB	
		G-S	Solos	Asst.	Total	Rec.	For.	No./Yds.	No./Yds.	Defensed	Pressures
1997	Kansas City	1-0	1	0	1	0	1	0.0/0.0	0/0	0	0
<b>Totals</b>		<b>1-0</b>	<b>1</b>	<b>0</b>	<b>1</b>	<b>0</b>	<b>1</b>	<b>0.0/0.0</b>	<b>0/0</b>	<b>0</b>	<b>0</b>

### SINGLE GAME CAREER HIGHS

**Tackles:** 11 (seven solo) at Denver (9/24/00)  
**Sacks:** 1.0, 13 times, last at Denver (10/7/01)  
**Interceptions:** 1 vs. St. Louis (10/22/00)

**Passes Defensed:** 1 vs. Indianapolis (12/15/96)  
 at Seattle (10/29/00)  
**QB Pressures:** 7 at Buffalo (12/22/96)

### 40TH FACT


In 2002 RB Priest Holmes is seeking to become the first RB in Chiefs history to record back-to-back 1,000-yard seasons.



### 40TH FACT

Johnnie Morton has caught at least one pass in 47 straight games dating back to a contest vs. Green Bay (9/19/99).





## LEW BUSH

**LINEBACKER • 6-2 • 250**

**WASHINGTON STATE  
FREE AGENT (2000)**

**NFL: 10 (3RD WITH CHIEFS)**

**BORN: DECEMBER 2, 1969**

**ATLANTA, GEORGIA**

**GP/GS: (132/87) PLAYOFFS: (4/1)**



**Pro Career:** Solid all-around linebacker enters his third campaign with Kansas City and his 10th NFL season in 2002 ... Originally joined the Chiefs as a free agent on March 4th of 2000 following a seven-year stay with San Diego ... Highly-regarded by Kansas City after competing against him twice a year with the Chargers for several seasons ... Enters camp in 2002 as the top candidate to fill the starting role at the club's left outside "SAM" linebacker post where he opened 11 games a year ago ... Versatile performer who has played both inside and outside during his pro career and also worked at defensive end in college ... Racked up just his second career INT in 2000, getting it against his former club in a 42-10 romp in his first NFL contest vs. San Diego (9/17/00) ... Physical player who can stuff the run, as evidenced by his ability to work inside ... Also has the athletic skills to rush the passer, drop in coverage or chase down plays from the backside ... Originally made a name for himself as a special teams standout for San Diego, but quickly progressed as a defensive player and became a mainstay in the Chargers starting lineup, opening 79 of the 84 games he's played in since '95 ... Was named the Chargers Special Teams Player of the Year as a rookie in '93 ... Took over the team's starting outside linebacker role in '95, but showed his versatility by also starting at inside linebacker in '97 ... Has seen duty in a total of 132 regular season games (87 starts), tallying 317 tackles (252 solo), 4.0 sacks (-21.0 yards), two INTs for 33 yards, 12 passes defended, five fumbles forced, four fumble recoveries and eight QB pressures ... Owns 38 career special teams tackles, as well ... Also owns four career playoff appearances with one start, including duty in Super Bowl XXIX following the '94 season with San Diego ... Has recorded a pair of tackles, a fumble recovery and a pass defended in postseason action ... Originally entered the league as the second of San Diego's two selections in the fourth round (99th overall) of the '93 NFL Draft. **At Kansas City (2000-01):** Has seen action in 28 games (19 starts) during his two seasons in the Midwest ... Owns 75 tackles (52 solo), eight QB pressures, three passes defended, one interception (33 yards), a sack (-6.0 yards) and a forced fumble. **2001:** Saw action in 12 games with 11 starts at left outside linebacker ... Recorded 42 tackles (28 solo), three tackles for loss, three passes defended and three QB pressures ... Was inactive for four games with an abdominal injury ... Produced seven tackles and two QB pressures vs. Oakland (9/9) ... Recorded five tackles vs. the N.Y. Giants (9/23) ... Amassed five tackles at Washington (9/30) ... Produced seven tackles and a QB pressure at Denver (10/7) ... Registered six tackles vs. Pittsburgh (10/14) ... Collected three tackles with two coming behind the line and a pass defended at Arizona (10/21) ... Had a tackle for loss vs. Indianapolis (10/25) ... Was inactive at San Diego (11/4) and at the N.Y. Jets (11/11) due to an abdominal injury suffered vs. the Colts ... Returned to the starting lineup vs Seattle (11/25), making a tackle ... Recorded two tackles and a pass defended vs. Philadelphia (11/29) ... Was inactive at Oakland (12/9) and vs. Denver (12/16) after reaggravating that abdominal injury ... Returned to action on the kickoff coverage team vs. San Diego (12/23) ... Made two tackles and a pass defended at Jacksonville (12/30) ... Tallied three tackles at Seattle (1/6/02). **2000:** Played in all 16 games, getting eight starts at left outside linebacker ... Recorded 33 tackles (24 solo), one INT for 33 yards, five QB pressures, a sack (-6.0 yards), a forced fumble and four special teams tackles ... Started the first six games of the year, getting three tackles in his Chiefs debut vs. Indianapolis (9/3) ... Compiled three tackles, one QB pressure and a tackle on punt coverage at Tennessee (9/10) ... Posted his second career INT vs. San Diego (9/17) when he stepped in front of a Ryan Leaf pass, returning it 33 yards. Also recorded two solo tackles and a pair of QB pressures against the Chargers ... Totaled a season-high seven tackles (five solo) and one QB pressure at Denver (9/24) ... Recorded six tackles vs. Seattle (10/2) ... Tallied four solo stops vs. Oakland (10/15) ... Saw reserve action at left outside linebacker when the team opened in a dime package vs. St. Louis (10/22), notching his first sack as a member of the Chiefs against Kurt Warner (-6.0 yards), one QB pressure and a solo tackle ... Saw reserve action at left outside linebacker when the team opened in a nickel package at Seattle (10/29), racking up five solo tackles and forcing a Shaun Alexander fumble ... Made two tackles in a starting role at Oakland (11/5) ... Started at left

outside linebacker at San Francisco (11/12) ... Saw action on special teams vs. Buffalo (11/19) ... Had one tackle on punt coverage at San Diego (11/26) ... Saw action on special teams at New England (12/4) and vs. Carolina (12/10) ... Recorded one tackle apiece on punt coverage vs. Denver (12/17) and at Atlanta (12/24). **At San Diego (1993-99):** Saw duty in 104 games (68 starts) in seven seasons with the Chargers, producing 242 tackles (200 solo), 3.0 sacks (-15.0 yards), an INT, nine passes defended, four forced fumbles and four fumble recoveries ... Racked up 34 special teams tackles, as well ... Produced two tackles, a fumble recovery and a pass defended in four games (one start) of postseason action. **1999:** Saw duty in all 16 games (14 starts) at outside linebacker, tallying 44 tackles (40 solo), a sack (-3.0 yards), one fumble recovery and two passes defended ... Tackle total was seventh on the squad and second among the club's linebackers behind only team MVP Junior Seau ... Posted four tackles apiece at Kansas City (10/31), vs. Denver (11/7) and at Oakland (11/14) ... Recorded his lone sack of the season (-3.0 yards) and three tackles vs. Cleveland (12/5) ... Garnered six solo tackles vs. Oakland (12/26) ... Tallied a season-high seven solo tackles in a 12-6 triumph at Denver (1/2/00). **1998:** Started all 10 games he played in at outside linebacker ... Missed the final six games of the year with a knee injury ... Finished the season with 18 tackles, a sack (-7.0 yards), two passes defended and one forced fumble ... Posted a season-high four stops vs. the N.Y. Giants (9/27) ... Made two tackles and recorded his lone sack of the season (-7.0 yards) vs. Baltimore (11/15) before leaving the game with a sprained MCL in his right knee ... Was inactive for the next five games and was placed on injured reserve on December 26th, one day before the season finale at Arizona (12/27). **1997:** Saw duty in 14 games (13 starts) ... Opened seven games at outside linebacker and six more at the inside linebacker post ... Of his six starts at inside linebacker, five came in place of an injured Kurt Gouveia and one in place of an injured Junior Seau ... Tallied 56 tackles (51 solo) and three passes defended while adding one tackle on special teams ... Opened the year at weak inside linebacker spot in place of Seau at New England (8/31), responding with five tackles ... Started at weak inside linebacker vs. Indianapolis (10/26) after Kurt Gouveia was lost for season with a disc injury in his neck with Seau taking Gouveia's spot and Bush moving to Seau's post ... Suffered a strained left hamstring on punt coverage and did not return vs. Seattle (11/9) ... Was inactive vs. Oakland (11/16) and at San Francisco (11/23) ... Returned to the starting lineup vs. Denver (11/30), recording one tackle ... Started vs. Atlanta (12/7) and vs. Kansas City (12/14) ... Posted a season-high eight tackles at Denver (12/21). **1996:** Started all 16 games for the first time in his career, producing a career-high 64 tackles (48 solo), a sack (-5.0 yards), two fumble recoveries and a pass defended ... Also notched seven special teams stops ... Recorded his first career sack (-5.0 yards) and six tackles at Seattle (11/27) ... Tallied seven tackles at Chicago (12/14) ... Produced a season-high nine stops vs. Denver (12/22). **1995:** Saw duty in 16 games (15 starts), compiling 56 tackles, two forced fumbles, one fumble recovery, one INT, one pass defended and a special teams tackle ... Opened the season starting at Oakland (9/3), vs. Seattle (9/10), at Philadelphia (9/17) and vs. Denver (9/24) ... Played, but did not start at Pittsburgh (10/1), producing six tackles and his first career INT ... Returned to the starting lineup, posting a career-high 10 tackles at Kansas City (10/9) ... Chalked up seven tackles vs. Dallas (10/15) ... Recovered a fumble on the opening kickoff to help set up a Chargers score vs. Cleveland (12/3) ... Recorded five tackles, forced one fumble and recovered another at the N.Y. Giants (12/23) ... Started the club's AFC Wild Card playoff game vs. Indianapolis (12/31), recording two tackles and one pass defended. **1994:** Saw reserve duty in all 16 regular season games, plus the club's three playoff contests including Super Bowl XXIX ... Ranked third on the squad with 12 special teams tackles and forced one fumble ... Recovered a muffed punt vs. the L.A. Rams (11/27) ... Recorded two tackles in the playoffs, seeing special teams action in the AFC Divisional Playoffs vs. Miami (1/8/95), the AFC Championship Game at Pittsburgh (1/15/95) and Super Bowl XXIX vs. San Francisco in Miami (1/29/95). **1993:** Saw action in all 16 games as a rookie, posting two tackles on defense ... Led the squad with a career-high 13 special teams tackles and was named the club's Special Teams Player of the Year ... His 260 total plays on special teams led the club, as did his five special teams stops inside the opponent's 20-yard line ... Got his lone tackles on defense vs. the L.A. Raiders (11/21) and vs. Miami (12/27).

**College:** Four-year performer at Washington State, finished his collegiate stint with 224 tackles (144 solo), 13.0 sacks (-106.0 yards), 43 QB pressures, a fumble recovery and a forced fumble ... An All-Pac 10 second team choice as a defensive end as a senior in '92 ... Moved to the defensive line after a successful stint playing linebacker in his junior year ... Earned All-America honorable mention and first team All-Pac 10 honors after finishing third on the team with 105 tackles as a junior in '91 ... Started the season at weak outside linebacker ... Redshirted during the '90 season ... Played every game and started the season finale as a rover in '89 sophomore campaign, posting 63 tackles and 6.0 sacks ... Produced a career-high 4.0 sacks vs. Wyoming ... One of three true Washington State freshmen to play and the only one on defense in '88 ... Recorded eight stops and blocked a punt vs. California ... Majored in English at Washington State.

**Personal:** Earned Class AA All-State honors as a defensive back at Washington High School in Tacoma, Washington, while also seeing duty at strong safety and running back for the Patriots ... Rushed for 1,104 yards in his senior season ... Active in several off-season community events and enjoys speaking to charitable groups ... Has participated in charity basketball games to benefit

firefighters in Oregon ... Formerly owned and operated a barbecue restaurant named "Sweet Lew's" in La Jolla north of San Diego ... Established the "Lew Bush Foundation" in 2001, benefiting disadvantaged children and their families ... Chiefs spokesperson for "Christmas in October," a volunteer program which winterizes homes of low-income homeowners free of charge ... Rehabilitated an inner-city house for a single mother during the 2001 holiday season ... His family has "adopted" the Bridge Home For Children and the Drumm Farm, providing birthday and holiday parties, visits and tickets to Chiefs home games ... Along with his wife, served as spokespersons for the 2002 March of Dimes Walk-a-thon while his son was the Kansas City area ambassador ... A true barbecue aficionada, has found himself right at home in Kansas City ... Served as an honorary chef at the Ronald McDonald House the past three off-seasons ... Produces his own BBQ sauces, the ingredients of which he keeps a closely-guarded secret ... Frequently serves up his culinary delights for his Kansas City teammates ... Full name: Lewis Fitzgerald Bush ... Married, wife Dee, with sons Grayson (14) and Lewis Bush Jr. (2) and daughter, Danielle (9) ... The Bush family resides in Kansas City, Missouri.



### BUSH'S NFL STATISTICS



Year	Team	TACKLES				FUMBLES		SACKS	INTS	PASSES	QB
		G-S	Solos	Asst.	Total	Rec.	For.	No./Yds.	No./Yds.	Defensed	Pressures
1993	San Diego	16-0	1	1	2	0	0	0.0/0.0	0/0	0	--
1994	San Diego	16-0	2	0	2	0	1	0.0/0.0	0/0	0	--
1995	San Diego	16-15	46	10	56	1	2	0.0/0.0	1/0	1	--
1996	San Diego	16-16	48	16	64	2	0	1.0/5.0	0/0	1	--
1997	San Diego	14-13	51	5	56	0	0	0.0/0.0	0/0	3	--
1998	San Diego	10-10	12	6	18	0	1	1.0/7.0	0/0	2	--
1999	San Diego	16-14	40	4	44	1	0	1.0/3.0	0/0	2	--
2000	Kansas City	16-8	24	9	33	0	1	1.0/6.0	1/33	0	5
2001	Kansas City	12-11	28	14	42	0	0	0.0/0.0	0/0	3	3
<b>Totals</b>		<b>132-87</b>	<b>252</b>	<b>65</b>	<b>317</b>	<b>4</b>	<b>5</b>	<b>4.0/21.0</b>	<b>2/33</b>	<b>12</b>	<b>8</b>

**Additional Stats:** Has 38 career special teams tackles - 13 in '93, 12 in '94, one in '95, seven in '96, one in '97 and four in 2000.

### POSTSEASON

Year	Team	TACKLES				FUMBLES		SACKS	INTS	PASSES	QB
		G-S	Solos	Asst.	Total	Rec.	For.	No./Yds.	No./Yds.	Defensed	Pressures
1994	San Diego	3-0	0	0	0	1	0	0.0/0.0	0/0	0	--
1995	San Diego	1-1	1	1	2	0	0	0.0/0.0	0/0	1	--
<b>Totals</b>		<b>4-1</b>	<b>1</b>	<b>1</b>	<b>2</b>	<b>1</b>	<b>0</b>	<b>0.0/0.0</b>	<b>0/0</b>	<b>1</b>	<b>--</b>

### SINGLE GAME CAREER HIGHS

**Tackles:** 10 (nine solo) at Kansas City (10/9/95)

**Sacks:** 1.0, four times, last vs. St. Louis (10/22/00)

**Interceptions:** 1 at Pittsburgh (10/1/95)

vs. San Diego (9/17/00)

**Fumble Recoveries:** 1, four times, last at Detroit (10/10/99)

**Forced Fumbles:** 1, four times, last at Seattle (10/29/00)

**QB Pressures:** 2 vs. San Diego (9/17/00)

vs. Oakland (9/9/01)



### BEST NFL HOME RECORDS 1995-01



Team	Record	Pct.
1. Green Bay	48-8	.857
2. Denver	45-11	.804
3. Minnesota	42-14	.750
San Francisco	42-14	.750
5. <b>Kansas City</b>	<b>40-16</b>	<b>.714</b>



### BEST AFC HOME RECORDS 1995-01



Team	Record	Pct.
1. Denver	45-11	.804
2. <b>Kansas City</b>	<b>40-16</b>	<b>.714</b>
3. Miami	39-17	.696
4. Pittsburgh	38-18	.679
5. Jacksonville	37-19	.661



## GLENN CADREZ

LINEBACKER - 6-2 - 247

HOUSTON

FREE AGENT (2001)

NFL: 11 (2ND WITH CHIEFS)

BORN: JANUARY 2, 1970

EL CENTRO, CALIFORNIA

GP/GS: (155/45) PLAYOFFS: (9/3)



**Pro Career:** Veteran linebacker entering his 11th NFL season and his second campaign with the Chiefs ... Originally inked with Kansas City as a free agent on June 6th of 2001 ... Can play either inside or outside linebacker, but is expected to work at the left outside "SAM" linebacker spot for Kansas City behind incumbent Lew Bush where he started five contests in 2001 ... Adds experience and depth to the Chiefs talented linebacker corps ... Is also a seasoned performer on special teams ... Yet another Rocky Mountain refugee to join the Red and Gold, was reunited with former Broncos defensive coordinator Greg Robinson and longtime Denver teammate, CB Ray Crockett in Kansas City a year ago ... Also spent one year with Robinson at the N.Y. Jets ('94) ... Has appeared in 155 regular season NFL games (45 starts) during his 10 previous NFL campaigns with Kansas City (2001), Denver ('95-00) and the N.Y. Jets ('92-95) ... Has recorded 330 tackles (222 solo) during his pro tenure to go along with 14.5 sacks (-57.5 yards) ... Has also totaled three interceptions for 11 yards, 11 passes defended, seven forced fumbles and six fumble recoveries ... Owns 50 special teams tackles and one kickoff return for 10 yards, as well ... Has played in nine postseason games (three starts), all with Denver, including Super Bowls XXXII and XXXIII ... Produced 17 tackles and one pass defended in playoff action ... Signed with Denver on September 27th of '95 after being released by the N.Y. Jets following the first game of the '95 season ... Originally entered the NFL as a sixth-round draft choice (154th overall) of the N.Y. Jets in '92. **At Kansas City (2001):** Appeared in 16 games (five starts), making 39 tackles (24 solo), three passes defended and getting an INT ... Also had a forced fumble, a fumble recovery, 1.5 sacks (-2.5 yards) and a blocked punt while partially blocking another ... Saw reserve action at linebacker vs. Oakland (9/9) ... Intercepted his first pass in a Chiefs uniform off Kerry Collins (0 yards) vs. the N.Y. Giants (9/23) and added a tackle ... Saw reserve action at linebacker at Washington (9/30) and at Denver (10/7) ... Produced two tackles vs. Pittsburgh (10/14) ... Played at LB in the club's nickel packages at Arizona (10/21) and vs. Indianapolis (10/25) ... Started his first game in a Chiefs uniform at left outside linebacker in place of an injured Lew Bush at San Diego (11/4), producing four tackles and tying a career high with two passes defended ... Made a season-high nine tackles at the N.Y. Jets (11/11), registering his 300th career takedown in the process ... Recorded a tackle vs. Seattle (11/25) ... Collected a tackle vs. Philadelphia (11/29) and also partially blocked a Sean Landeta punt in the second quarter ... Had a half of a sack (-2.5 yards) of Rich Gannon and recovered a Gannon fumble to go with seven tackles at Oakland (12/9) ... Returned a Tony Carter fumble 20 yards to set up a FG vs. Denver (12/16) to go with eight tackles ... Made three tackles vs. San Diego (12/23) ... Tallied a sack of Mark Brunell at Jacksonville (12/30) ... Blocked a Jeff Feagles punt which was recovered at the one-yard line by Jason Belsor to set up a TD at Seattle (1/6/02) to go with two tackles. **At Denver (1995-00):** Appeared in 90 games, starting 40 of those contests ... Recorded 284 tackles (192 solo tackles) with 13.0 sacks (-55.0 yards), eight passes defended, six forced fumbles, five fumble recoveries and two interceptions ... Played a key role in Denver's victories in Super Bowls XXXII and XXXIII ... In nine postseason games (three starts), has 17 tackles and one pass defended. **2000:** Played in all 16 games and made three starts, posting 14 tackles (seven solo) and one pass defended ... Also had a special teams stop ... Started the season opener at St. Louis (9/4) at weakside LB in place of an injured John Mobley and posted two solo tackles ... Replaced middle linebacker Al Wilson (shoulder) vs. Atlanta (9/10) and recorded four stops ... Started his second game in place of Mobley (thumb) at New Orleans (12/3) ... Played on special teams vs. Seattle (12/10) and vs. San Francisco (12/23) ... Saw action in a reserve role and on special teams in the AFC Wild Card Game at Baltimore (12/31). **1999:** Played in all 16 games with 15 starts ... Led the team with 97 tackles (73 solo), including a career-high 7.0 sacks (-32.0 yards), which tied for second on the team ... Also had a career-high five passes defended, three forced fumbles and four fumble recoveries, one of which he returned 37 yards for a TD ... Began the season at middle linebacker but moved to the weakside position in the first quarter at Kansas City (9/19) after Mobley left the game with a knee injury ... Played the whole game but did not start vs. Minnesota (10/31) when Denver opened the game in the nickel ... Recorded his first sack of the season (-1.0 yard) of Trent Diifer at Tampa Bay (9/26) ... Followed that a week later with his second

(-3.0 yards), victimizing Rick Mirer vs. the N.Y. Jets (10/3) ... Made it three weeks in a row with a sack at Oakland (10/10) by dropping Rich Gannon for a four-yard loss in a 16-13 win ... Earned AFC Defensive Player of the Week honors vs. Oakland (11/22), recording a team-high 11 tackles, including a career-high three sacks (-16.0 yards), while also adding a pass defended and a fumble recovery on Monday Night Football ... Forced his first fumble vs. Kansas City (12/5) ... Posted a season-high two passes defended at Jacksonville (12/13) ... Scooped up a Jon Kitna fumble and returned it 37 yards for a touchdown vs. Seattle (12/19) in a 36-30 overtime win, marking just the second overtime game in NFL history to be decided by a fumble return for a touchdown. The play began when current Chiefs cornerback Ray Crockett sacked Kitna to force the fumble ... Posted his seventh sack of the season at Detroit (12/25), sacking Charlie Batch for an eight-yard loss and forcing a fumble on the play ... Closed the season on a high note vs. San Diego (1/2/00), posting eight tackles and forcing a fumble which he recovered. **1998:** Started at his new position of middle linebacker in 15 of 16 games and ranked second on the team with a career-high 105 tackles (76 solo), including 4.0 sacks (-20 yards), to go along with two passes defended, the first two interceptions of his career, three forced fumbles and four special teams tackles ... Got his first sack since '95 at Washington (9/27) when he dropped current Chiefs QB Trent Green for an eight-yard loss ... Followed that the next week vs. Philadelphia (10/4) with a two-yard sack of Bobby Hoying ... Intercepted his first career pass at Seattle (10/11) to go along with a team-high 10 tackles (nine solo) ... Added his third sack vs. Jacksonville (10/25) with an eight-yard takedown of Mark Brunell ... Got his fourth sack of the season at San Diego (11/29) on Craig Whelihan ... Topped that effort with 11 tackles (seven solo) at Cincinnati (11/1) ... Set a career-high with 12 tackles (seven solo) in a 30-7 win at Kansas City (11/16) on Monday Night Football ... Victimized John Kitna for his second career interception vs. Seattle (12/27) ... Started at MLB in all three postseason contests and tied for fourth on the team with 14 tackles (seven solo) ... Made his first career postseason start in the AFC Divisional Playoff Game vs. Miami (1/9/99) and posted two tackles with one pass defended ... Contributed four tackles in the AFC Championship Game vs. the N.Y. Jets (1/17/99) ... Led Denver with eight tackles (four solo) in a Super Bowl XXXIII victory vs. Atlanta (1/31/99). **1997:** Contributed at LB in all 16 games, making eight tackles (seven solo), and added six more stops on special teams and a forced fumble ... Recorded one assisted tackle and one special teams stop at Atlanta (9/28) ... Had two tackles and a special teams stop at Oakland (10/19) ... Forced a fumble on the opening kickoff of the second half vs. Seattle (11/2) ... In the regular season finale vs. San Diego (12/21) he made one solo tackle ... Saw action in all four postseason games with three tackles ... Recorded two tackles in an AFC Wild Card Playoff win vs. Jacksonville (12/21) ... Saw action in the AFC Divisional Playoff game at Kansas City (1/4/98) ... Had one assisted tackle in the AFC Championship Game at Pittsburgh (1/11/98) and served as the "spy" on Steelers quarterback Kordell Stewart for most of the day ... Played in Denver's Super Bowl XXXII win vs. Green Bay (1/25/98). **1996:** Saw action in all 16 regular season games, both at LB and on special teams ... Made 15 tackles (seven solo), in addition to six on special teams ... Most extensive action of the season came vs. San Diego (10/6) when he replaced an injured John Mobley and played nearly half the game at weakside linebacker ... Made two tackles in a Monday Night Game at Oakland (11/4) ... Participated on special teams in an AFC Divisional Playoff contest vs. Jacksonville (1/4/97). **1995:** Saw action in 10 games with seven starts with Denver after playing in the season opener as a member of the N.Y. Jets ... Including that one contest with the Jets, he saw action in 11 total games on the year ... Released by the Jets on September 19th and signed with Denver on September 27th ... Recorded 44 tackles (22 solo) and 2.0 sacks (-3.0 yards) ... Made his first appearance as a Bronco at Seattle (10/1) ... Made his first professional start at left linebacker at New England (10/8), but tore cartilage in his right knee during the contest and underwent arthroscopic surgery on October 10th ... Missed games vs. Oakland (10/16) and vs. Kansas City (10/22) with that knee injury ... Registered the first two sacks of his career on consecutive plays vs. Jacksonville (12/3) in a 31-23 win ... Recovered a fumble at Oakland (12/24) to set up a game-winning drive. **At N.Y. Jets (1992-95):** Played in all 50 games during three seasons with the N.Y. Jets ... Recorded eight tackles and 30 special teams stops. **1995:** Played in the season opener at Miami (9/3) ... Released on September 19th. **1994:** Played in all 16 games, primarily on special teams, recording 11 special teams stops. **1993:** Appeared in all 16 games, recording 11 special teams tackles and six tackles as a backup LB. **1992:** Saw action in all 16 games, registering eight special teams tackles on the season ... Was a sixth-round pick (154th overall) by the Jets in '92 NFL Draft.

**College:** Played collegiately at the University of Houston from '90-91 ... Earned All-Southwest Conference honors as a senior in '91 when he led the Cougars with 12.0 sacks as a defensive end ... Recorded 63 tackles, one forced fumble and 14 tackles for a loss ... Transferred to Houston from Chaffey Junior College in Rancho Cucamonga, California, where he led the team in tackles and sacks both of his two seasons with the club ... Majored in Marketing at Houston.

**Personal:** A prep standout in football at Central Union High School in El Centro, California ... An All-League selection as a senior ... Runs the Imperial Valley Police Athletic League in El Centro and Brawley, California, to help fund troubled youth ... Opened a restaurant in El Centro in '99 ... Full name: Glenn E. Cadrez ... Married, wife Betsy, with three daughters, Tahnee (10), Caylee (7) and Phoebe (5) ... The Cadrez family resides in Kansas City, Missouri.



### CADREZ'S NFL STATISTICS



Year	Team	G-S	INTERCEPTIONS			TACKLES			FUMBLES		PASSES Defensed	SACKS No./Yds.	SP. TEAM Tackles	
			No.	Yds.	LG TDs	Solos	Asst.	Tot.	Rec.	For.				
1992	N.Y. Jets	16-0	0	0	--	0	1	0	1	0	0	0	0.0/0.0	8
1993	N.Y. Jets	16-0	0	0	--	0	5	1	6	0	0	0	0.0/0.0	11
1994	N.Y. Jets	16-0	0	0	--	0	0	1	1	0	0	0	0.0/0.0	11
1995	N.Y. Jets	1-0	0	0	--	0	0	0	0	0	0	0	0.0/0.0	0
	Denver	10-7	0	0	--	0	22	22	44	1	0	0	2.0/3.0	3
1996	Denver	16-0	0	0	--	0	7	8	15	0	0	0	0.0/0.0	6
1997	Denver	16-0	0	0	--	0	7	1	8	0	0	0	0.0/0.0	6
1998	Denver	16-15	2	11	6	0	76	29	105	0	3	2	4.0/20.0	4
1999	Denver	16-15	0	0	--	0	73	24	97	4	3	5	7.0/32.0	0
2000	Denver	16-3	0	0	--	0	7	7	14	0	0	1	0.0/0.0	1
2001	Kansas City	16-5	1	0	0	0	24	15	39	1	1	3	1.5/2.5	0
<b>Totals</b>		<b>155-45</b>	<b>3</b>	<b>11</b>	<b>6</b>	<b>0</b>	<b>222</b>	<b>108</b>	<b>330</b>	<b>6</b>	<b>7</b>	<b>11</b>	<b>14.5/57.5</b>	<b>50</b>

**Additional Stats:** Returned a fumble 37 yards for a touchdown in overtime vs. Seattle (11/19/99). Forced a fumble on special teams vs. Seattle (11/2/97). Returned one kickoff for 10 yards in '94. Had a partially blocked punt vs. Philadelphia (11/29/01). Blocked a punt at Seattle (1/6/02).

#### POSTSEASON

Year	Team	G-S	INTERCEPTIONS			TACKLES			FUMBLES		PASSES Defensed	SACKS No./Yds.	SP. TEAM Tackles	
			No.	Yds.	LG TDs	Solos	Asst.	Tot.	Rec.	For.				
1996	Denver	1-0	0	0	--	0	0	0	0	0	0	0	0.0/0.0	0
1997	Denver	4-0	0	0	--	0	2	1	3	0	0	0	0.0/0.0	0
1998	Denver	3-3	0	0	--	0	7	7	14	0	0	1	0.0/0.0	0
2000	Denver	1-0	0	0	--	0	0	0	0	0	0	0	0.0/0.0	0
<b>Totals</b>		<b>9-3</b>	<b>0</b>	<b>0</b>	<b>--</b>	<b>0</b>	<b>9</b>	<b>8</b>	<b>17</b>	<b>0</b>	<b>0</b>	<b>1</b>	<b>0.0/0.0</b>	<b>0</b>

#### SINGLE GAME CAREER HIGHS

**Tackles:** 12 (seven solo) at Kansas City (11/16/98)

**Sacks:** 3.0 vs. Oakland (10/10/99)

**Passes Defensed:** 2 at Jacksonville (12/13/99) at San Diego (11/4/01)


**Fumble Recoveries:** 1, six times, last vs. Denver (12/16/01)

**Forced Fumbles:** 1, seven times, last at Oakland (12/9/01)

**Interceptions:** 1 at Seattle (10/11/98) vs. Seattle (12/27/98) vs. N.Y. Giants (9/23/01)

**Long INT Return:** 6 vs. Seattle (10/11/98)  
**INT Return Yards:** 6 vs. Seattle (10/11/98)

**STREAKS AND MILESTONES:** Has appeared in 104 consecutive games dating back to a game vs. Arizona (11/5/95). Recorded his 300th career tackle at the N.Y. Jets (11/11/01)



## JOHN CAPEL

**WIDE RECEIVER - 5-11 - 184**

**FLORIDA**

**FREE AGENT (2002)**

**NFL: 1 (1ST WITH CHIEFS)**

**BORN: NOVEMBER 27, 1978**

**BROOKSVILLE, FLORIDA**


**GP/GS: (0/0) PLAYOFFS: (0/0)**



**Pro Career:** Former Olympic speedster signed with Kansas City as a free agent on February 11th of this year ... Initially inked to the Chiefs practice roster on December 12th of 2001 where he spent the remainder of the season ... Came to Kansas City after being released by the Bears prior to the start of training camp ... Benefitted greatly from an entire spring working in the Chiefs off-season program ... Still refining his skills at wide receiver after concentrating a good portion of his collegiate career on track ... Possesses blazing speed, but certainly has the talent to make an impact on the football field ... Originally entered the NFL as a seventh-round draft choice (208th overall) of Chicago in the 2001 NFL Draft.

**College:** Played in 23 games (one start) in addition to the '99 Orange Bowl and the 2000 Citrus Bowl at the University of Florida ... Caught 11 passes for 88 yards (8.0 avg.) ... Returned 19 kickoffs for 415 yards (21.8 avg.) and 10 punts for 74 yards (7.4 avg.) ... Decided to forgo his junior and senior years to concentrate on his track career ... As a sophomore he had nine receptions for 84 yards (9.3 avg.), returned nine kickoffs for 141 yards (15.7 avg.) and returned two punts for minus three yards (-1.5 yards) ... Produced two catches for four yards as a freshman ... Added 10 kickoff returns for 274 yards (27.4 avg.) and eight punt returns for 77 yards (9.6 avg.) ... In track, he was a seven-time All-America and a two-time All-SEC selection ... Set the school record in seven events during his time at Florida ... Won the 200-meter dash at the 2000 U.S. Olympic Trials and placed eighth at the 2000 Sydney Olympics ... Majored in History at Florida.

**Personal:** Was named a *Parade* All-America as a prep star at Hernando High School in Hernando, Florida ... Played mostly as a running back where he rushed for 1,229 yards (9.1 avg.) with 12 touchdowns and caught 28 passes for 434 yards (15.5 avg.) with three touchdowns ... Presented medals to the award winners in the 200-meter dash at the 2002 Kansas Relays ... Full name: John Capel, Jr. ... Single ... Resides in Kansas City, Missouri.



## DUANE CLEMONS

**DEFENSIVE END - 6-5 - 270**

**CALIFORNIA**  
**UNRESTRICTED FREE AGENT (2000)**  
**NFL: 7 (3RD WITH CHIEFS)**  
**BORN: MAY 23, 1974**  
**RIVERSIDE, CALIFORNIA**  
**GP/GS: (86/43) PLAYOFFS: (5/2)**



**Pro Career:** Top-flight pass rusher landed in Kansas City as an unrestricted free agent from Minnesota on March 24th of 2000 ... Entering his seventh NFL season and his third campaign with the Chiefs ... Immediately stepped into a starting role for the club at right defensive end, where he will work once again in 2002 ... Former first-round draft choice has unquestionably made an impact since his arrival in Kansas City, registering 14.5 sacks in his first two seasons with the Red and Gold ... High-intensity performer possesses a lethal combination of speed, power and long arms which allows him to create havoc coming off the edge ... Is adept at the art of the sack and strip, a talent that he has displayed with regularity in Kansas City as evidenced by his career-high four forced fumbles in 2001 ... Known for getting a good jump off the ball in pass rushing situations, but is also a staunch run defender ... Has registered 70+ tackles each of the past two years and has 7.0 sacks or better in four of his six previous pro campaigns ... Pairs with fellow defensive end Eric Hicks to give the Chiefs a solid pair of starters at that position ... Certainly has the potential to become a double-digit sack artist, particularly when he is working in tandem with Hicks ... Was poised for a run at the 10.0-sack barrier in 2000 after getting a career-high 2.5 sacks in the season's second game, but suffered a hip injury which hampered him for the remainder of the campaign ... Despite missing a quarter of the season, still racked up a career-high 75 tackles, more than double his previous personal-high of 32 he set with Minnesota in '99, in addition to 7.5 QB takedowns ... Has finally found his NFL niche at defensive end in Kansas City ... Played defensive end in the collegiate ranks and was moved to linebacker by Minnesota, but was then switched back to defensive end by the Vikings midway through his rookie campaign ... Frequently gets his sacks in bunches, owning eight contests with 1.5 or more sacks, including three such games with the Chiefs ... Interestingly, owns three contests where he has sacked two different QBs in the same game ... Has seen action in 86 games (43 starts) during his six NFL seasons, collecting 33.0 sacks (-198.0 yards), 238 tackles (143 solo), 15.5 tackles for loss, 123 QB pressures, eight fumble recoveries, 10 forced fumbles and 11 passes defended ... Playoff tested, played in the postseason each of his last three seasons with the Vikings, seeing action in five playoff games with two starts ... Owns six tackles, a sack, four QB pressures and a pass defended in postseason play ... Originally entered the NFL in the first round of the '96 draft (16th overall) out of California, where he was a teammate of Chiefs Pro Bowl TE Tony Gonzalez. **At Kansas City (2000-01):** Has seen duty in 28 games (27 starts), owning 148 tackles (82 solo) with 15.5 for loss,

14.5 sacks (-105.0 yards), two fumble recoveries and five forced fumbles ... Also has registered six passes defended and 48 QB pressures. **2001:** Played in 16 games (15 starts) at right defensive end ... Led the team with 7.0 sacks (-68.5 yards) and four forced fumbles ... Recorded 73 tackles (43 solo), was second on the club with 10 QB pressures and also added a fumble recovery ... Ranked third on the club with eight tackles for loss ... Recorded five tackles with one for a loss and a QB pressure vs. Oakland (9/9) ... Had three tackles vs. the N.Y. Giants (9/23) ... Made four tackles, including two for a loss and a sack (-9.0 yards) of Tony Banks at Washington (9/30) ... Did not start due to a knee injury at Denver (10/7), but still amassed five tackles and a QB pressure ... Returned to the starting lineup vs. Pittsburgh (10/14), registering two tackles ... Recorded four tackles and a pair of QB pressures at Arizona (10/21) ... Collected seven tackles, two for a loss, as well as a sack (-18.0 yards) and strip of Peyton Manning vs. Indianapolis (10/25) ... Registered his 200th career tackle as part of a five-stop effort at San Diego (11/4), in addition to a sack (-11.0 yards) of Doug Flutie that knocked the Chargers QB out of the game with a concussion ... Recorded two tackles and a QB pressure at the N.Y. Jets (11/11) ... Had a sack (-9.0 yards) of Matt Hasselbeck vs. Seattle (11/25) ... Racked up seven tackles and a QB pressure vs. Philadelphia (11/29) ... Collected three tackles, half of a sack (-2.5 yards) and a forced fumble off Rich Gannon, while also recovering a Tyrone Wheatley fumble at Oakland (12/9) ... Produced a career-high 12 tackles with one behind the line vs. Denver (12/16), to go with 1.5 sacks (-10.0 yards) (1.0 vs. Gus Frerotte -7.0 yards; 0.5 vs. Jarius Jackson -3.0 yards), two QB pressures and a forced fumble ... Amassed three tackles and a QB pressure vs. San Diego (12/23) ... Recorded a sack (-18.0 yards) and strip of Mark Brunell on the second play of the game at Jacksonville (12/30) to set up a Chiefs touchdown to go along with six tackles and a QB pressure ... Contributed four tackles with one behind the line at Seattle (1/6/02). **2000:** Started 12 games at right defensive end, missing four contests with a hip injury ... Led all Chiefs defensive linemen and finished fifth on the team with a career-high 75 tackles (39 solo) ... Despite missing those four contests, tied for second on the team with 7.5 sacks (-36.5 yards) and tied for third with six passes defended ... Also had one forced fumble, a fumble recovery and 38 QB pressures ... Tallied seven tackles and three QB pressures in his Kansas City debut vs. Indianapolis (9/3) ... Posted eight tackles, a career-high 2.5 sacks (-14.5 yards) (1.0 vs. Steve McNair -1.0 yard; 1.5 vs. Neil O'Donnell -13.5 yards), a career-high seven QB pressures and had a pass defended at Tennessee (9/10). Delivered a bone-jarring hit which knocked McNair out of the game in the fourth quarter ... Was inactive vs. San Diego (9/17), at Denver (9/24), vs. Seattle (10/2) and vs. Oakland (10/15) due to a hip injury suffered vs. the Titans ... Started at right DE vs. St. Louis (10/22), producing eight tackles and six QB pressures. Also had two passes defended, one of which was intercepted by John Browning ... Totaled five tackles, two QB pressures and recovered a Shaun Alexander fumble at Seattle (10/29) ... Posted six tackles and three QB pressures at Oakland (11/5) ... Compiled 10 tackles, 1.0 sack (-6.0 yards) of Rob Johnson and three QB pressures vs. Buffalo (11/19) ... Contributed four solo tackles, one forced fumble, a sack (-8.0 yards) of Ryan Leaf, four QB pressures and two passes defended at San Diego (11/26) ... Recorded five tackles and one pass defended at New England (12/4) ... Collected six tackles, three QB pressures and 2.0 sacks (-5.0 yards) of Steve Beuerlein vs. Carolina (12/10) ... Totaled two tackles and five QB pressures vs. Denver (12/17) ... Had a season-high 11 tackles, two QB pressures and a sack (-3.0 yards) of Chris Chandler at Atlanta (12/24). **At Minnesota (1996-99):** Saw action in 58 games (16 starts) during four seasons in Minnesota, collecting 18.5 sacks (-95.0 yards), 90 tackles (61 solo), 7.5 tackles for loss, 75 QB pressures, six fumble recoveries, five forced fumbles and five passes defended ... Added six tackles, a sack, four QB pressures and a pass defended in five games (two starts) of post-season play. **1999:** Saw duty in 16 games (nine starts), tallying 32 tackles (26 solo), 9.0 sacks (-47.0 yards), one tackle for loss, 31 QB hurries, three passes defended, four fumble recoveries and three forced fumbles ... Posted a key fourth-quarter sack of QB Chris Chandler, forcing a field goal attempt that sailed wide left in a season-opening 17-14 win at Atlanta (9/12) ... Recovered a fumble vs. Oakland (9/19) ... Recorded 2.0 sacks (-15.0 yards) of Brett Favre at Green Bay (9/26) ... Made one tackle, knocked down two passes and matched a season-high with four QB pressures vs. Tampa Bay (10/3) ... Made two tackles and posted a sack of Charlie Batch for a one-yard loss at Detroit (10/17) ... Recorded two tackles, two QB pressures and a fumble recovery at Denver (10/31) ... Tied a career high with two forced fumbles at Chicago (11/14), while also producing four tackles, 2.0 sacks (-6.0 yards) and two QB pressures ... Had three tackles and two QB pressures at Kansas City (12/12) ... Tallied a season-high five tackles, a sack (-2.0 yards) of Kerry Collins, two QB pressures and a forced fumble at the N.Y. Giants (12/26) ... Got his fifth two-sack game with 2.0 sacks (-20.0 yards) vs. Detroit (1/2/00) ... Notched four tackles, two tackles for loss, three QB pressures and one pass defended in two playoff starts ... Racked up two tackles, a tackle for loss, a sack (-8.0 yards) of Troy Aikman and two QB pressures in a starting role in the NFC Wild Card Playoffs vs. Dallas (1/9/00) ... Started in the NFC Divisional Playoffs at St. Louis (1/16/00) and produced two tackles, a tackle for loss, a QB pressure and a pass defended. **1998:** Played in all 16 games for the first time in his career, starting four times ... Posted 29 tackles

(21 solo), 2.5 sacks and one pass defended ... Also ranked second on the club with 44 QB pressures, trailing only John Randle ... Started at DE vs. Tampa Bay (9/6) ... Started at DE, posting a season-high six QB pressures and four tackles at St. Louis (9/13) ... Produced a sack of Charlie Batch vs. Detroit (9/20), resulting in a five-yard loss ... Started at DE at Green Bay (10/5) ... Tallied three tackles and 1.5 sacks (-8.0 yards) of Gus Frerotte vs. Washington (10/18) ... Inacted at DE vs. New Orleans (11/8), tallying three tackles and three QB pressures ... Tied a season-high with four tackles vs. Cincinnati (11/15) ... Posted four QB pressures vs. Green Bay (11/22) and at Dallas (11/26) ... Tallied three tackles and a club-best five QB pressures vs. Chicago (12/6) ... Recorded one tackle and three QB pressures in regular-season finale at Tennessee (12/26) ... Inactive for the club's NFC Divisional Playoff game vs. Arizona (1/10/99) ... Had four QB pressures in the NFC Championship game vs. Atlanta (1/17/99). **1997:** Saw duty in 13 contests (three starts), posting 20 tackles (10 solo), 7.0 sacks (-33.0 yards), one fumble recovery, two forced fumbles and one pass defended ... Despite the fact that he opened only three games, his 7.0 sacks still ranked second on the team ... Had 3.0 sacks, two forced fumbles, four tackles for a loss and a fumble recovery in his three starts ... Had a pair of forced fumbles ... Was inactive vs. Buffalo (8/31), at Tampa Bay (9/14) and vs. Philadelphia (9/28) ... Broke into the NFL sack column with 2.0 sacks (-8.0 yards) of Drew Bledsoe vs. New England (11/2) ... Got his first career start vs. the N.Y. Jets (11/23), tallying two forced fumbles, 2.0 sacks (-8.0 yards) of Neil O'Donnell and a fumble recovery ... Started vs. Green Bay (12/1), registering two tackles for loss ... Also opened the following week at San Francisco (12/7). **1996:** Saw action in 13 games during his rookie campaign, finishing the year with nine tackles and a fumble recovery ... Active but did not play vs. Green Bay (9/22) ... Made his regular season NFL debut on special teams vs. the N.Y. Giants (9/29) ... Recovered his first career fumble, setting up a score vs. Seattle (11/10) while also making a tackle for loss ... Shared a tackle for loss vs. Oakland (11/17) ... Inactive for the final three regular season games and the playoffs.


**College:** Set an NCAA record with seven blocked kicks as a junior in '95 ... Finished second in the Pac 10 in sacks with 10.5, the third-most in a season in school history ... Was a consensus All-Pac 10 selection and a first-team All-America pick by *Football News* ... Sat out '94 due to a grade discrepancy that wasn't corrected until the professor returned from Africa three games into the season ... Started nine games at strongside defensive end in '93 ... Named recipient of the Joe Roth Award, given annually to a Cal player for courage, sportsmanship and leadership in '93 ... Earned degree in Ethnic Studies from California.

**Personal:** An All-California Interscholastic Federation pick as a defensive end and tight end at John W. North High School in Riverside, California ... A Western Top 100 pick by the *Tacoma News-Tribune* ... First job was as a peanut vendor for a Triple-A baseball team in Riverside when he was in eighth grade ... Repaired TVs and VCRs at a video store in high school ... Served as a mentor at a middle school in West Oakland ... Was involved in the Big Brother/Big Sister Program while attending college ... Makes visits to the Bridge Home for Children in Kansas City ... Full name: Duane Clemons ... Married, wife Rana, with a daughter, Brea (5) and a son, Duane, Jr. (4) ... The Clemons family resides in Overland Park, Kansas.

		<b>CLEMONS' NFL STATISTICS</b>									
		<b>TACKLES</b>			<b>FUMBLES</b>		<b>SACKS</b>	<b>PASSES</b>	<b>QB</b>		
<b>Year</b>	<b>Team</b>	<b>G-S</b>	<b>Solos</b>	<b>Asst.</b>	<b>Total</b>	<b>Rec.</b>	<b>For.</b>	<b>No./Yds.</b>	<b>Defensed</b>	<b>Pressures</b>	
1996	Minnesota	13-0	4	5	9	1	0	0.0/0.0	0	--	
1997	Minnesota	13-3	10	10	20	1	2	7.0/33.0	1	--	
1998	Minnesota	16-4	21	8	29	0	0	2.5/13.0	1	44	
1999	Minnesota	16-9	26	6	32	4	3	9.0/47.0	3	31	
2000	Kansas City	12-12	39	36	75	1	1	7.5/36.5	6	38	
2001	Kansas City	16-15	43	30	73	1	4	7.0/68.5	0	10	
<b>Totals</b>		<b>86-43</b>	<b>143</b>	<b>95</b>	<b>238</b>	<b>8</b>	<b>10</b>	<b>33.0/198.0</b>	<b>11</b>	<b>123</b>	
<b>SINGLE GAME CAREER HIGHS</b>											
<b>Tackles:</b> 12 (eight solo) vs. Denver (12/16/01)						<b>Passes Defensed:</b> 2 vs. Tampa Bay (10/3/99)					
<b>Sacks:</b> 2.5 at Tennessee (9/10/00)						vs. St. Louis (10/22/00)					
<b>Fumble Recoveries:</b> 1, eight times, last at Oakland (12/9/01)						at San Diego (11/26/00)					
<b>Forced Fumbles:</b> 2 vs. N.Y. Jets (11/23/97) at Chicago (11/14/99)						<b>QB Pressures:</b> 7 at Tennessee (9/10/00)					

POSTSEASON										
Year	Team	G-S	TACKLES			FUMBLES		SACKS No./Yds.	PASSES Defensed	QB Pressures
			Solos	Asst.	Total	Rec.	For.			
1996	Minnesota	0-0	0	0	0	0	0	0.0/0.0	0	--
1997	Minnesota	2-0	2	0	2	0	0	0.0/0.0	0	--
1998	Minnesota	1-0	0	0	0	0	0	0.0/0.0	0	4
1999	Minnesota	2-2	1	3	4	0	0	1.0/8.0	1	0
<b>Totals</b>		<b>5-2</b>	<b>3</b>	<b>3</b>	<b>6</b>	<b>0</b>	<b>0</b>	<b>1.0/8.0</b>	<b>1</b>	<b>4</b>

CLEMONS' MULTI-SACK GAMES (8)									
No.	Yds.	Quarterback	Opponent	No.	Yds.	Quarterback	Opponent		
2.5	-14.5	McNair/O'Donnell	@ Tennessee (9/10/00)	2.0	-6.0	Jim Miller	@ Chicago (11/14/99)		
2.0	-8.0	Drew Bledsoe	New England (11/2/97)	2.0	-20.0	Batch/Frerotte	Detroit (1/2/00)		
2.0	-8.0	Neil O'Donnell	N.Y. Jets (11/23/97)	2.0	-5.0	Steve Beuerlein	Carolina (12/10/00)		
2.0	-15.0	Brett Favre	@ Green Bay (9/26/99)	1.5	-10.0	Frerotte/Jackson	Denver (12/16/01)		



## MICHAEL CLOUD

**RUNNING BACK - 5-10 - 205**

**BOSTON COLLEGE**

**DRAFT (NO. 2 - 1999)**

**NFL: 4 (4TH WITH CHIEFS)**

**BORN: JULY 1, 1975**

**CHARLESTON, SOUTH CAROLINA**

**GP/GS: (42/4) PLAYOFFS: (0/0)**



**Pro Career:** Fourth-year pro slated to be the Chiefs top backup to RB Priest Holmes once again in 2002 ... Has a solid blend of running and pass-catching skills, making him a nice fit for Kansas City's offensive scheme ... A versatile runner with the speed to get around the edge and the toughness to lower his shoulders between the tackles ... Has frequently displayed a knack for exploding with a sudden burst once he hits the hole ... Despite working behind the NFL's leading rusher in 2001, made the most of his opportunities to contribute ... Led the squad with a 7.7 yards-per-carry rushing average a year ago, while also returning kickoffs and serving as an all-around special teams contributor ... Scrappy performer who has come up with some of his biggest games at crucial times ... Broke off a 15-yard TD run in the fourth quarter to seal a 19-7 victory vs. Seattle in 2001 ... Also registered a pair of scores in 2000, getting one on a run to account for the game-winning score in a Monday Night Football contest vs. Seattle and his second on a blocked punt return in a victory over St. Louis ... Has appeared in 42 games (four starts) in his three prior campaigns with Kansas City ... Owns 72 carries for 266 yards (3.7 avg.) with two TDs ... Has also caught five passes for 41 yards and has returned 46 kickoffs for 981 yards (21.3 avg.) ... Also has a TD on a blocked punt return and six special teams tackles ... Was one of seven different players (including six RBs) to lead Kansas City in rushing in a game as a rookie in '99, a first in franchise history ... Breakthrough game of his rookie season was a 37-34 come-from-behind win at Oakland (11/28/99) when he gained 54 of his team-high 58 yards in the second half, a total which accounted for nearly half of his yardage tally for the entire season ... Joined the Chiefs as Kansas City's second round draft choice (53rd overall) in the '99 NFL Draft ... Was the seventh running back selected overall behind Edgerrin James, Ricky Williams, James Johnson, Rob Konrad, Kevin Faulk and Joe Montgomery. **2001:** Played in 15 games on special teams, primarily on the kickoff return and punt coverage units ... Also took snaps at RB in five contests ... Finished the year with seven carries for 54 yards, good for a team-high 7.7 average with one TD ... Added eight kickoff returns for 174 yards (21.8 avg.), in addition to two special teams stops ... Saw special teams action vs. Oakland (9/9) and vs. the N.Y. Giants (9/23) ... Was inactive at Washington (9/30) ... Saw his first action of the season at RB at Denver (10/7) ... Had one carry for three yards and returned two kickoffs for 51 yards vs. Pittsburgh (10/14) ... Returned one kickoff for 22 yards and made a special teams stop at Arizona (10/21) ... Had five kickoff returns for 101 yards vs. Indianapolis (10/25) ... Made a special teams tackle at San

Diego (11/4) ... Saw special teams duty at the N.Y. Jets (11/11) ... Rushed five times for a season-high 35 yards with a 15-yard TD run in the fourth quarter vs. Seattle (11/25) ... Worked on the specialty units vs. Philadelphia (11/29) ... Produced a career-long 16-yard run at Oakland (12/9) ... Played on the specialty units vs. Denver (12/16) and vs. San Diego (12/23) before leaving the Chargers contest with a hip injury ... Also worked on special teams at Jacksonville (12/30) and at Seattle (1/6/02). **2000:** Played in all 16 games on special teams and saw duty at RB in six games (four starts) ... Had 30 carries for 84 yards and one TD and two receptions for 16 yards ... Led the team with 36 kickoff returns for 779 yards (21.6 avg.) ... Also produced three special teams tackles ... Saw reserve duty at RB vs. Indianapolis (9/3), recording two carries for five yards and returning five kickoffs for 111 yards (22.2 avg.) ... Made his first career start at RB at Tennessee (9/10), recording seven carries for 10 yards ... Had eight carries for 21 yards vs. San Diego (9/17) ... Started at RB at Denver (9/24), rushing four times for five yards and hauling in one pass for a career-long 13 yards ... Started at RB vs. Seattle (10/2), totaling six carries for 36 yards and his first career TD, a 15-yard run for the go-ahead score with 4:26 remaining in the game in a come-from-behind 24-17 win. Also had one catch for three yards and one KO return for 20 yards ... Started at RB vs. Oakland (10/15), producing three carries for seven yards and one KO return for 24 yards ... Saw action on special teams vs. St. Louis (10/22), returning John Baker's punt which was blocked by Bracy Walker six yards for a TD in the first quarter. Also returned three KOs for 60 yards ... Saw action on special teams at Seattle (10/29) ... Returned two kicks for 58 yards, including a 34-yarder at Oakland (11/5) and contributed one tackle on KO coverage ... Took back three KOs for 68 yards at San Francisco (11/12) ... Returned three KOs for 65 yards vs. Buffalo (11/19) ... Returned three KOs for 48 yards and made one stop on punt coverage at San Diego (11/26) ... Set career-highs in kickoff returns (six) and yards (157), including a career-long 38-yard runback at New England (12/4) ... Recorded two KO returns for 40 yards vs. Carolina (12/10) ... Took back two kickoffs for 43 yards vs. Denver (12/17) ... Had five KO returns for 85 yards and one tackle on KO coverage at Atlanta (12/24). **1999:** Lined up on special teams in 11 games ... Also saw duty as a reserve RB in eight contests, producing 35 carries for 128 yards (3.7 avg.) ... Added three receptions for 25 yards in addition to one tackle on kickoff coverage and two kickoff returns for 28 yards ... Was inactive at Chicago (9/12), vs. Denver (9/19) and vs. Detroit (9/26) ... Made his NFL debut on the punt return team at San Diego (10/3) ... Was inactive vs. New England (10/10) and at Baltimore (10/21) ... Recorded his first seven NFL carries for 21 yards vs. San Diego (10/31) and caught his first pro pass for six yards, as well ... Played on special teams at Indianapolis (11/7) and at Tampa Bay (11/14) ... Produced one carry for three yards vs. Seattle (11/21) ... Saw the most extensive duty of his pro career at Oakland (11/28), posting career and team highs with 11 carries for 58 yards, including a season-long 14-yard run. Talled one carry for four yards in the first half before exploding for 54 yards on 10 carries in the final two quarters. Also caught one pass for seven yards. Became the first Chiefs rookie to lead the team in rushing in a game since '94 ... Posted four carries for 13 yards at Denver (12/5) ... Recorded eight carries for 26 yards vs. Minnesota (12/12), had one special teams stop and returned a kickoff 18 yards ... Snared a career-long 12-yard reception vs. Pittsburgh (12/18) and returned one kickoff for 10 yards ... Produced two carries for six yards at Seattle (12/26) ... Posted one carry for one yard vs. Oakland (1/2/00).

**College:** Finished his career as the all-time leading rusher in Boston College history ... Played in 45 games (13 starts) during his career at Boston College, producing 614 carries for 3,597 yards (5.9 avg.) with 25 touchdowns ... Those 3,597 rushing yards established the all-time school rushing mark, breaking the previous record of 3,502 yards previously held by former Chief, Troy Stradford ... Also set Eagles records for single-season rushing attempts and yardage with 308 carries for 1,729 yards in '98 ... That seasonal yardage tally was also tops in Big East history, breaking Amos Zereoue's mark of 1,505 yards in '97 ... Produced two 200-yard rushing games and produced 100+ rushing yards 18 times during his collegiate career ... Caught 58 passes for 524 yards (9.0 avg.) with one score, as well ... A consensus first team All-America selection and one of three finalists for the Doak Walker Award as a senior, in addition to earning first team All-Big East honors ... Ranked third in the nation with an average of 156.9 rushing yards per game, finishing behind only Texas' Ricky Williams (193.1 ypg) and Miami of Ohio's Travis Prentice (162.5 ypg) ... Set school and conference seasonal records with 308 carries for 1,726 yards as a senior ... His 14 rushing TDs ranked fourth on the school's season-record list ... Finished third on the team with 24 receptions for 198 yards (8.3 avg.) ... Ranked seventh in the country in all-purpose yards, averaging 174.9 yards per game ... Played in 10 games with a pair of starts as a junior ... Led the Eagles in rushing with 136 carries for 886 yards (6.5 avg.) with eight TDs ... That 6.5 yards-per-carry average established a Big East single-season record ... Added 20 receptions for 225 yards ... Had four 100-yard rushing games on the season ... Pounded out a career-high 211 yards and two scores on 24 carries vs. West Virginia. Incredibly, 209 of his yards came in the second half ... Saw action in all 12 games in his sophomore campaign, finishing second on the squad with 68 carries for 359 yards and one TD ... Played in 12 games as a redshirt freshman ... Led the team in rushing with 102 carries for 626 yards and two scores ... Graduated from BC's College of Arts and Sciences in May of '98 and spent the fall of the year pursuing an Economics degree.

**Personal:** Selected as *USA Today's* Rhode Island Player of the Year as a senior in '93 ... Was a three-time All-State and All-County honoree ... Rushed for 1,958 yards and scored 30 touchdowns as a senior, leading Portsmouth High School in Portsmouth, Rhode Island to an 11-1 record and its third consecutive Class A championship ... Was a two-way player who played cornerback as a sophomore and linebacker as a junior and senior ... Finished his three-year career with 4,447 yards and 65 touchdowns ... Played in the first-ever All-American Bowl in Allentown, Pennsylvania, which featured the top 33 prep players in the East against the top 33 in the West ... Was born in Charleston, South Carolina, where his father served in the Navy, before moving to Rhode Island at the age of five ... The youngest of Ethel and Charles Cloud's three sons ... Wore jersey #21 in college to honor his brother Kevin who suffered a neck injury in a high school football game and was never able to play again ... Kevin made his network television debut earlier this year, appearing on an episode of NBC's "Fear Factor" ... Full name: Michael Alexander Cloud ... Single ... Resides in East Greenwich, Rhode Island.



### CLLOUD'S NFL STATISTICS



Year	Team	G-S	RUSHING					RECEIVING				
			No.	Yds.	Avg.	LG	TD	No.	Yds.	Avg.	LG	TD
1999	Kansas City	11-0	35	128	3.7	14	0	3	25	8.3	12	0
2000	Kansas City	16-4	30	84	2.8	15	1	2	16	8.0	13	0
2001	Kansas City	15-0	7	54	7.7	16	1	0	0	0.0	--	0
<b>Totals</b>		<b>42-4</b>	<b>72</b>	<b>266</b>	<b>3.7</b>	<b>16</b>	<b>2</b>	<b>5</b>	<b>41</b>	<b>8.2</b>	<b>13</b>	<b>0</b>

Year	Team	KICKOFF RETURNS					PUNT RETURNS					
		No.	Yds.	Avg.	LG	TD	NO.	FC	Yds.	Avg.	LG	TD
1999	Kansas City	2	28	14.0	18	0	0	0	0	0.0	--	0
2000	Kansas City	36	779	21.6	38	0	0	0	0	0.0	--	0
2001	Kansas City	8	174	21.8	33	0	0	0	0	0.0	--	0
<b>Totals</b>		<b>46</b>	<b>981</b>	<b>21.3</b>	<b>38</b>	<b>0</b>	<b>0</b>	<b>0</b>	<b>0</b>	<b>0.0</b>	<b>--</b>	<b>0</b>

**Additional Stats:** Returned a blocked punt six yards for a TD vs. St. Louis (10/22/00). Has six tackles on special teams – one in '99, three in 2000 and two in 2001.

#### SINGLE GAME CAREER HIGHS

**Rushing Attempts:** 11 at Oakland (11/28/99)

**Rushing Yards:** 58 at Oakland (11/28/99)

**Long Run:** 16 at Oakland (12/9/01)

**Rushing TDs:** 1 vs. Seattle (10/2/00)  
vs. Seattle (11/25/01)

**Receptions:** 1, five times,  
last vs. Seattle (10/2/00)

**Receiving Yards:** 13 at Denver (9/24/00)

**Long Reception:** 13 at Denver (9/24/00)

**Kickoff Returns:** 6 at New England (12/4/00)

**Kickoff Return Yards:** 157 at New England  
(12/4/00)

**Long Kickoff Return:** 38 at New England  
(12/4/00)

**STREAKS & MILESTONES:** Recorded his first NFL TD on a 15-yard run with 4:26 remaining in the game for the go-ahead score in a 24-17 win over Seattle on Monday Night Football (10/2/00).

### THE TURNOVER TABLE



Over the past 12 seasons ('90-01), no NFL team has a better turnover ratio than Kansas City. The Chiefs are 48 turnovers better than second-place Pittsburgh in that category. Kansas City also leads the league in total takeaways over that same 12-year span, while ranking second in fewest turnovers committed during that same timeframe.



#### BEST TURNOVER RATIO 1990-01

1. Chiefs	+124
2. Steelers	+76
3. Giants	+68
4. 49ers	+61
5. Redskins	+44

#### MOST TAKES 1990-01

1. Chiefs	420
2. Steelers	413
3. Eagles	407
4. Jets	404
5. Seahawks	388

#### FEWEST GIVES 1990-01

1. Giants	292
2. Chiefs	296
3. 49ers	309
4. Cowboys	313
5. Steelers	337



## TODD COLLINS

QUARTERBACK - 6-4 - 225

MICHIGAN

WAIVERS - BUFFALO (1998)

NFL: 8 (5TH WITH CHIEFS)

BORN: NOVEMBER 5, 1971

WALPOLE, MASSACHUSETTS

GP/GS: (29/17) PLAYOFFS: (1/0)



**Pro Career:** Seasoned eighth-year signal-caller entering his fifth season with the Chiefs in 2002 ... Expected to once again serve as Kansas City's number two QB behind starter Trent Green ... Worked as Kansas City's top backup in all 16 contests a year ago, seeing the first regular season game action of his Chiefs career in a 45-13 victory at Washington (9/30/01) ... Has a solid grasp of the club's offensive system and is more than capable of stepping under center if called upon ... Owns 29 games of regular season experience in the NFL ranks, including 28 contests with Buffalo from '95-97 ... Started 17 games during his three-year tenure with the Bills from '95-97, including 13 opening nods during the '97 campaign ... Possesses all the physical tools to become a successful NFL signal-caller with a strong arm and excellent mobility ... An accurate passer who has displayed the instincts to perform under fire both at the collegiate and pro level ... A true student of the game who is frequently found studying the game's finer points in the film room ... Despite seeing limited regular season duty with the Chiefs, has finished two of the past three preseasons as Kansas City's highest rated passer, including a 106.3 preseason efficiency rating in '99 when he hit on 21 of 34 passes for 270 yards and two TDs ... Claimed off waivers from Buffalo on August 26th of '98, just 10 days before the season opener ... Spent two seasons serving as the understudy of 2002 Pro Football Hall Fame inductee Jim Kelly before taking over the starting reigns for the Bills in '97 ... In 29 career games (17 starts) has completed 277 of 523 (53.0%) passes for 3,258 yards with 16 touchdowns and 19 interceptions ... Owns a 67.6 career rating ... Has also rushed 62 times for 149 yards ... Completed one of four passes for seven yards in his lone playoff appearance with the Bills in '96 ... Originally entered the league as a second-round draft choice (45th overall) of Buffalo in '95. **At Kansas City (1998-01):** Joined the Chiefs on August 26th of '98 after being waived by Buffalo the previous day ... Has seen one game of regular season game action in a Chiefs uniform in his four years with the club, completing three of four passes for 40 yards, good for a 106.2 rating ... In preseason play with the Chiefs the past four seasons has connected on 82 of 140 attempts (58.6%) for 842 yards with four TDs and one INT, good for an 82.7 rating. **2001:** Was listed as the club's backup QB in all 16 games, seeing action in one contest ... Completed three of four passes for 40 yards at Washington (9/30) in his initial regular season duty with Kansas City. Produced a 106.2 rating and added two rushes for six yards. Got his first completion in a Chiefs uniform on a 26-yard completion to TE Mikhael Ricks. **2000:** Did not take any snaps during the regular season ... Was listed as the second QB in five games and was the third quarterback for 11 contests ... Was listed as the backup QB at San Diego (11/26), at New England (12/4), vs. Carolina (12/10), vs. Denver (12/17) and at Atlanta (12/24). **1999:** Did not take any snaps during the regular season and was listed as the club's third QB in all 16 contests ... Hit on 21 of 34 passes for 270 yards, a pair of scores and a 106.3 rating in preseason play ... Led the Chiefs back from a 34-27 fourth quarter deficit for a 37-34 win in the preseason finale at San Diego (9/3), hitting six of seven passes for 82 yards on a pair of scoring drives in the final frame. **1998:** Did not see any regular season game action ... Connected on six of 12 attempts for 49 yards in his lone preseason appearance with Kansas City vs. St. Louis (8/28) ... Listed as the team's third quarterback for 13 contests ... Designated as the squad's back-up quarterback behind Rich Gannon at Jacksonville (9/13), vs. San Diego (9/20) and at Philadelphia (9/27) due to a right shoulder injury suffered by Grbac in the season-opener vs. Oakland (9/6). Did not see action in any of those outings. **At Buffalo (1995-97):** Took the field in 28 games over a three-year span with Buffalo making 17 starts ... Completed 284 of 519 (54.7%) passes for 3,218 yards, good for 16 TDs and 19 INTs and a 68.5 rating ... Also saw brief duty in one postseason contest, hitting on one of four passes for seven yards in '96. **1997:** Earned the Bills starting job at QB after beating out Alex Van Pelt and Billy Joe Hobert in camp ... Saw duty in 14 games, getting the starting nod in 13 of those contests ... Was true on 215 of 391 passes (55.0%), good for 2,367 yards with 12 TDs, 13 INTs and a 69.5 rating ... Completed 25 of 39 passes for 299 yards and one TD in season opener vs. Minnesota (8/31) ... Had a career-best three TD passes and led the team on a pair of 80-yard scoring drives in a 28-22 win at the N.Y. Jets (9/7) ... Completed a 77-yard TD strike on a flea-flicker to Andre Reed for his longest pass of the season at

Kansas City (9/14). Had the Bills in position to win the contest at the Chiefs seven-yard line with 0:27 remaining in regulation, but four straight blitzes called by Kansas City sent Buffalo away with a 22-16 setback ... Presided over the second-largest regular season comeback in NFL history, leading the Bills back from a 26-0 deficit to claim a 37-35 win vs. Indianapolis (9/21), as he connected on 23 of 38 attempts for 275 yards with a pair of TDs and one INT ... Completed his first eight pass attempts in a 22-13 win vs. Detroit (10/5) ... Was knocked out of the game at New England (10/12) with a bruised left shoulder after being sacked by Patriots LB Ted Bruschi on the Bills second series and did not return ... Re-entered the line-up the next week at Indianapolis (10/20) and led the team to a 9-6 win over the Colts as time expired ... Replaced by Van Pelt in the third quarter of a 23-20 loss vs. Denver (10/26) and did not play the following week vs. Miami (11/2) ... Returned to the starting post vs. New England (11/9) ... Led the Bills to back-to-back wins as the starter vs. the N.Y. Jets (11/30) and at Chicago (12/7). **1996:** Began camp platooning with Van Pelt for the backup QB slot, eventually landing the number two post behind Kelly by the start of the regular season ... Saw action in seven games (three starts), completing 55 of 99 attempts (55.6%) with four TDs and five pickoffs to merit a 71.9 rating ... Got first start of the season vs. Dallas (9/22) when Kelly injured his hamstring during the week and was awarded a game ball for his performance vs. Cowboys after leading the Bills to a 10-7 victory over the defending Super Bowl champions ... Set career highs in both pass attempts (44) and yards (309) in a start vs. Indianapolis (10/6), getting his first 300-yard NFL outing in a come-from-behind 16-13 OT triumph ... Replaced an injured Kelly vs. the N.Y. Jets (11/24) and hit an 18-yard TD pass to Steve Tasker to seal a 35-10 win ... Started his third game of the season for an injured Kelly at Indianapolis (12/1) and launched a franchise-record 95-yard scoring strike to Quinn Early ... Relieved an injured Kelly in the final drive of the Wild Card game vs. Jacksonville (12/28) for the only postseason action of his career. **1995:** Earned the Bills back-up job in camp as a rookie ... Played in seven games (one start), hitting on 14 of 29 attempts for 112 yards with one INT ... Saw first NFL action in the last 1:15 of season opener at Denver (9/3) and completed his longest pass of the season (18 yards) in that contest ... Appeared late in games vs. Carolina (9/10), vs. the N.Y. Jets (10/8), at Miami (10/29), vs. New England (11/26) and at San Francisco (12/3) ... Started his first career game vs. Houston (12/24), hitting six of 15 attempts for 30 yards in a game which Buffalo carried no playoff implications ... Did not see any playoff duty in contests vs. Miami (12/30) or at Pittsburgh (1/6/96).

**College:** Finished his collegiate career at Michigan with the best career (64.3%) and single-season (65.3% in '93) completion percentages in school history ... Final collegiate tally read 457 completions on 711 attempts, good for 5,858 yards with 34 touchdowns and 17 interceptions ... Still ranks second at Michigan in career completions, attempts and yardage, while owning the school's second and third-best seasonal yardage marks (2,518 in '94 and 2,509 in '93) ... Is third on school charts in career rating with a 145.0 mark ... Produced 14 games in which he registered 200+ passing yards, the most of any player in Wolverines history ... His 2.81 INT percentage remains the second-lowest in team history behind Michael Taylor (2.55) ... Owns a Wolverine mark for average yards per play (7.04) and is second on the school's charts for yards passing per game at 158.32 ... Connected on 172 of 264 attempts as a senior in '94, netting 2,356 yards with 11 TDs and seven interceptions en route to a Holiday Bowl win over Colorado State ... Completed 15 of 27 passes for 352 yards vs. Minnesota (11/12/94), the second-highest yardage tally in school history ... An All-Big 10 Honorable Mention and Academic All-Big 10 as a junior in '93 when he led the squad to a Hall of Fame Bowl berth ... Best collegiate season came that junior year when he hit on 178 of 274 attempts for 2,320 yards with 16 TDs and just seven interceptions ... Threw a school-record 90-yard TD ... Started two games as a sophomore in '92 when he completed 66 of 101 aeriels for 693 yards with seven scores and three INTs ... Completed one of two passes in the Rose Bowl as a freshman in '91 after netting 15 completions on 24 attempts for 135 during the regular season ... Redshirted as a true freshman in '90 ... Earned the prestigious University of Michigan Medal of Honor Award as senior, an accolade presented annually to the Wolverines top scholar-athlete ... Graduated from Michigan with a degree in Political Science.

**Personal:** Earned *Super Prep* All-America honors and was named New England Player of the Year by the *Boston Globe* as a senior at Walpole High School in Walpole, Massachusetts, located just several miles from the home of the New England Patriots in Foxboro, Massachusetts ... Grew up an avid Patriots fan and has a keen knowledge of Boston-area sports history ... An outstanding all-around athlete, led his prep football and baseball teams to state titles and the basketball squad to the state title game his senior season ... Had a 10-0 record as a junior pitcher and produced 18 points and 10 rebounds a game on the basketball squad ... An avid fisherman who enjoys both freshwater and saltwater angling ... Full name: Todd Steven Collins ... Married, wife Andrea ... The Collins' reside in North Quincy, Massachusetts.

#### 40TH FACT

The '74 AFC-NFC Pro Bowl was played at Arrowhead Stadium. Miami's Garo Yepremian hit five FGs to give the AFC a 15-13 win.



#### 40TH FACT

Kansas City's Jan Stenerud and Willie Lanier were named the Outstanding Offensive and Defensive Players in the '72 AFC-NFC Pro Bowl.





### COLLINS' NFL STATISTICS



Year	Team	G-S	Att.	Comp.	Yds.	PASSING		TD	INT	Pct.	LG	Sack/ Lost	Rating	
						Comp.	Yds.							
1995	Buffalo	7-1	29	4	112	48.3	3.86	0	0.0	1	17.1	18	6.0/43.0	44.0
1996	Buffalo	7-3	99	55	739	55.6	7.46	4	4.0	5	5.0	95	11.0/53.0	71.9
1997	Buffalo	14-13	391	215	2,367	55.0	6.05	12	3.0	13	3.0	77	39.0/278.0	69.5
1998	Kansas City	0-0	0	0	0	0.0	0.00	0	0.0	0	0.0	--	0.0/0.0	0.0
1999	Kansas City	0-0	0	0	0	0.0	0.00	0	0.0	0	0.0	--	0.0/0.0	0.0
2000	Kansas City	0-0	0	0	0	0.0	0.00	0	0.0	0	0.0	--	0.0/0.0	0.0
2001	Kansas City	1-0	4	3	40	75.0	10.0	0	0.0	0	0.0	26	0.0/0.0	106.2
<b>Totals</b>		<b>29-17</b>	<b>523</b>	<b>277</b>	<b>3,258</b>	<b>53.0</b>	<b>6.23</b>	<b>16</b>	<b>3.1</b>	<b>19</b>	<b>3.6</b>	<b>95</b>	<b>56.0/374.0</b>	<b>67.6</b>

Year	Team	No.	RUSHING		Avg.	LG	TD
			Yds.				
1995	Buffalo	9	23		2.6	10	0
1996	Buffalo	21	43		2.0	10	0
1997	Buffalo	30	77		2.6	11	0
1998	Kansas City	0	0		0.0	--	0
1999	Kansas City	0	0		0.0	--	0
2000	Kansas City	0	0		0.0	--	0
2001	Kansas City	2	6		3.0	7	0
<b>Totals</b>		<b>62</b>	<b>149</b>		<b>2.4</b>	<b>11</b>	<b>0</b>


### POSTSEASON

Year	Team	G-S	Att.	Comp.	Yds.	PASSING		TD	INT	Pct.	LG	Sack/ Lost	Rating	
						Comp.	Yds.							
1996	Buffalo	1-0	4	1	7	25.0	1.75	0	0.00	0	0.00	7	2.0/20.0	39.6
<b>Totals</b>		<b>1-0</b>	<b>4</b>	<b>1</b>	<b>7</b>	<b>25.0</b>	<b>1.75</b>	<b>0</b>	<b>0.00</b>	<b>0</b>	<b>0.00</b>	<b>7</b>	<b>2.0/20.0</b>	<b>39.6</b>

### SINGLE GAME CAREER HIGHS

**Pass Attempts:** 44 vs. Indianapolis (10/6/96) **Interceptions:** 2, five times, last vs. Denver (10/26/97)  
**Pass Completions:** 25 vs. Minnesota (8/31/97) **Long Pass:** 95 at Indianapolis (12/1/96)  
 at Tennessee (11/23/97) **Rushing Attempts:** 6 at N.Y. Jets (9/7/97)  
**Passing Yards:** 309 vs. Indianapolis (10/6/96) **Rushing Yards:** 20 vs. Dallas (9/22/96)  
**TD Passes:** 3 at N.Y. Jets (9/7/97) **Long Run:** 11 vs. N.Y. Jets (11/30/97)

**STREAKS & MILESTONES:** Needs 23 completions in 2002 to reach the 300 mark in his NFL career.



## RAY CROCKETT

**CORNERBACK • 5-10 • 185**

**BAYLOR**  
**FREE AGENT (2001)**  
**NFL: 14 (2ND WITH CHIEFS)**  
**BORN: JANUARY 5, 1967**  
**DALLAS, TEXAS**  
**GP/GS: (199/169) PLAYOFFS: (11/11)**



**Pro Career:** Fourteenth-year NFL corner enters his second campaign with the Chiefs after enjoying a stellar seven-year run in Denver from '94-00 ... Inked with the Red and Gold as a free agent on April 5th of 2001 ... Started 14 contests for Kansas City at left cornerback in his initial season with the club and is slated to work at that post once again in 2002 ... Easily the most experienced competitor in Kansas City's talented, but youthful secondary ... Has played a vital role in tutoring the other members of the club's defensive backfield and is credited in aiding in the development of fellow CBs such as Eric Warfield and William Barteek ... Was reunited in Kansas City with Chiefs defensive coordinator Greg Robinson, who held that same post with the Broncos for six seasons ('95-00), as well as former Broncos teammate, LB Glenn Cadrez ... Was part of Denver's back-to-back World Championship runs in '97 and '98, earning rings from Super Bowls XXXII and

XXXIII ... Prior to joining the Chiefs in 2001, established himself as one of the league's most consistent covermen during his previous 12 seasons with the Broncos ('94-00) and Lions ('89-93) ... Has seen action in 199 regular season contests with 169 starts, needing to play in just one more contest to make his 200th regular season NFL appearance ... Despite missing a pair of contests with a broken right hand in 2001, has been a durable performer throughout his career as evidenced by 104 starts in 106 games with Denver, including 50 straight opening nods from '97-00 ... Owns 867 career tackles (696 solo), 14.5 sacks (-134.5 yards), in addition to 34 interceptions for 460 yards with three TDs ... Is also credited with 160 passes defended, 14 forced fumbles, eight fumble recoveries and 18 special teams tackles ... Has five career TDs to his credit, getting three on INT returns and two on fumble runbacks ... One of the most experienced playoff performers currently on the Kansas City roster, has started all 11 postseason games he's seen duty in ... Registered 46 tackles (41 solo), one sack (-1.0 yard), as well as one interception and seven passes defended in postseason play ... Has been named Conference Defensive Player of the Week three times in his career and NFC Defensive Player of the Month once (Nov. '91 with Detroit) ... Signed by the Broncos as an unrestricted free agent on March 9th of '94 after a five-year stay with Detroit ... Originally entered the league as a fourth-round selection (86th overall) of Detroit in the '89 NFL Draft. **At Kansas City (2001):** Played in 14 games with 12 starts at left cornerback, missing two games with a broken right hand ... Amassed 54 tackles (40 solo) and an eight-yard interception ... Tied Eric Warfield for the team lead with 11 passes defended ... Recorded eight tackles vs. Oakland (9/9) ... Intercepted his first pass in a Chiefs uniform off Kerry Collins vs. the N.Y. Giants (9/23), good for an eight-yard return ... Registered a tackle and a pass defended at Washington (9/30) ... Produced four tackles at Denver (10/7) ... Made one tackle before suffering a broken right hand on the first defensive series of the game vs. Pittsburgh (10/14) ... Was inactive at Arizona (10/21) and vs. Indianapolis (10/25) due to that injury ... Returned to action in a reserve role at San Diego (11/4), collecting a pair of passes defended ... Reclaimed his spot in the starting lineup at the N.Y. Jets (11/11), tallying five tackles and a pass defended ... Made three tackles and a pass defended as the club's nickel CB vs. Seattle (11/25) ... Resumed his starting role with a four-tackle outing vs. Philadelphia (11/29) ... Collected three tackles at Oakland (12/9) ... Amassed two tackles vs. Denver (12/16) ... Registered eight tackles and a season-high three passes defended vs. San Diego (12/23) ... Amassed seven tackles at Jacksonville (12/30) ... Recorded four tackles and a pass defended at Seattle (1/6/02). **At Denver (1994-00):** Played in 106 games during his seven seasons in Denver, starting all but two of those contests ... Produced 470 tackles (388 solo), 105 passes defended and 17 interceptions for 208 yards with a pair of scores ... Returned a fumble for a 50-yard TD, as well ... Also produced 10.5 sacks (-93.5 yards) ... Started nine playoff games in Denver producing 58 tackles (36 solo), one interception, seven passes defended, 1.0 sack (-1.0 yard), a fumble recovery and two special teams tackles ... A key member of Denver's defense that helped the club to victories in Super Bowl XXXII and XXXIII in '97 and '98. **2000:** Played in 13 games with 11 starts at left cornerback, recording 32 tackles (29 solo), 1.0 sack (-6.0 yards), as well as a forced fumble and four interceptions for 31 yards with one TD ... Tied for third on the team with seven passes defended and ranked fourth with eight special team tackles ... Was voted team captain for the defense by his teammates ... Did not start at Oakland (9/17) because of a minor injury sustained on the opening kickoff, breaking his streak of 50 consecutive starts ... Posted his third career two-interception game vs. Kansas City (9/24), returning the first of his two picks off Elvis Grbac for a 26-yard TD. Also intercepted Grbac in the end zone to halt a KC drive ... Got his third INT vs. Cleveland (10/15) and his fourth vs. Oakland (11/13) ... Forced a fumble vs. San Diego (11/19) ... Missed games at Seattle (11/26), at New Orleans (12/3) and vs. Seattle (12/10) with a torn hamstring suffered vs. San Diego (11/19) ... Returned to action in a reserve role at Kansas City (12/17), recording one tackle ... Started the season finale vs. San Francisco (12/23) and posted his only sack of the season, dropping Jeff Garcia for a six-yard loss ... Started in the club's postseason contest at Baltimore (12/31), producing a pair of tackles, one interception and a fumble recovery. **1999:** Started at left cornerback in all 16 games ... Ranked sixth on the team with 71 tackles (64 solo) ... Added 2.0 sacks (-24.0 yards), as well as two interceptions for 14 yards ... Also credited with 10 passes defended to rank third on the team, as well as a forced fumble and a fumble recovery ... Got a fumble recovery at Tampa Bay (9/26), racking up a sack of Rick Mirer and an INT vs. the N.Y. Jets (10/3) ... Sprained his left knee in the third quarter at Oakland (10/10) and did not return to the game ... Added his second pickoff of the season vs. Green Bay (10/17), taking a Brett Favre pass back four yards to set up a TD ... Posted a season-high 10 tackles (nine solo) with one pass defended vs. Oakland (11/22) on Monday Night Football ... Recorded six solo tackles vs. Seattle (12/19), including a sack (-16.0 yards) in overtime, on which he forced a Jon Kitna fumble that was returned by Cadrez 37 yards for the game-winning touchdown in a 36-30 victory. **1998:** Started at left cornerback in all 16 games ... Ranked sixth on the team with 68 tackles (61 solo) and had a team-leading 15 passes defended ... Also responsible for three interceptions (all vs. Oakland), one forced fumble and half a sack (-2.5 yards) ... Posted eight solo tackles vs. Dallas (9/13) ... Earned AFC Defensive Player of the Week honors at Oakland (9/20) with five solo tackles, two interceptions, one which he returned 80 yards for his fourth career touchdown and the second-longest in franchise history, marking it the second multi-INT game of his career ... Recorded his third

interception of the year vs. Oakland (11/22) picking off a Donald Hollas pass in the fourth quarter ... Posted a season-high nine tackles (eight solo) vs. Kansas City (12/6) ... Registered a season-high four passes defended at Miami (12/21) ... Started at left cornerback in all three postseason contests and ranked third on the team with 15 tackles (11 solo), to go along with two passes defended and two special teams tackles ... Posted four tackles, a pass defended and two special teams tackles in the AFC Divisional Playoff Game vs. Miami (1/9/99) ... Added six stops and another pass defended in the AFC Championship Game vs. the N.Y. Jets (1/17/99) ... Was Denver's third-leading tackler in Super Bowl XXXIII vs. Atlanta (1/31/99), posting five solo stops. **1997:** Started all 16 games at left cornerback tying for fourth on the team with 83 tackles (69 solo) ... Tied for the team lead with four interceptions (18 yards) and added a forced fumble and a team-best 21 passes defended ... His four INTs tied for eighth-most in the AFC and represented his highest single-season total since '92 ... Racked up at least four tackles in all but two games ... He had a season-high nine stops vs. Seattle (11/2) ... Plucked two interceptions in a game for the first time in his career with a pair of thefts on back-to-back series in the third quarter vs. Carolina (11/9) ... Started at left cornerback in all four games in the postseason, making 19 solo tackles to rank third on the team ... Added a sack (-1.0 yard), an INT and three passes defended ... Tied for second on the team with six solo tackles and a pass defended in Super Bowl XXXII vs. Green Bay (1/25/98), as the Broncos defense forced three-time MVP Brett Favre into two critical turnovers during the game to lead to Denver's 31-24 victory. **1996:** Started 15 games at left cornerback, missing one game due to injury ... Had 68 tackles (56 solo), a career-high 4.0 sacks (-29.0 yards), three forced fumbles, 15 passes defended and two INTs for 34 yards ... Also added five special teams tackles ... Made five tackles at Seattle (9/8), including a sack of Rick Mirer (-7.0 yards), forcing a fumble on the play ... Registered seven tackles, including a sack (-4.0 yards) of Steve Bono at Kansas City (9/22) ... The following week at Cincinnati (9/29), made two solo tackles while breaking up two passes including a 60-yard bomb from Jeff Blake at the Broncos 10-yard line with just under two minutes remaining and the Broncos leading 14-10 ... Capped a brilliant three-week performance vs. San Diego (10/6) by registering six solo tackles and forcing two fumbles in Denver's 28-17 come-from-behind victory ... Had another big day vs. Kansas City (10/27), making four tackles, knocking down three passes and plucking his first INT of the season ... Made three tackles, including a sack (-10.0 yards) of Jeff Hostetler at Oakland (11/4) ... Recorded his second interception of the year with a 34-yard return vs. Oakland (12/15) ... Missed the regular season finale at San Diego (12/22) with a knee injury ... Had two solo tackles with a pass defended in Denver's AFC Divisional Playoff Game vs. Jacksonville (1/4/97). **1995:** Started all 16 games at left cornerback ... Was credited with 78 tackles (61 solo), 16 passes defended, 3.0 sacks (-32.0 yards) and added two special team stops ... Scored his third career TD at Kansas City (12/17) after stripping the ball from Chiefs QB Steve Bono on a sack and racing 50 yards for a score on the final play of the first half. **1994:** Joined the Broncos during the offseason as an unrestricted free agent on March 9th from Detroit and immediately stepped in as the starter at left cornerback ... Started all 14 games in which he played, missing two games with an injury ... Finished the season with 70 tackles (48 solo), tied for the team lead with two INTs for six yards ... Led the team with 20 passes defended and recovered a pair of fumbles ... Scooped up a loose ball vs. the L.A. Raiders (9/18) and returned it 43 yards ... Missed games at Seattle (10/9) and vs. Kansas City (10/17) with a sprained ankle suffered at Buffalo (9/26) ... Pulled down his first interception in a Denver uniform at San Diego (10/23) ... Recorded his second INT vs. Cincinnati (11/27) ... Posted a season-high 10 tackles (six solo) in a 20-17 OT win at Kansas City (12/4). **At Detroit (1989-93):** Played in 79 games (53 starts) during his five seasons with the Lions ... Produced 343 tackles (268 solo), 45 passes defended, 16 interceptions (244 yards) with one TD and added 4.0 sacks (-41.0 yards) ... Started two playoff contests, collecting eight tackles and a pass defended ... Twice earned the NFC Defensive Player of the Week award and once earned the NFC Player of the Month award during his time in Detroit. **1993:** Started all 16 games, finishing the season with 68 tackles (57 solo), two INTs (31 yards), a forced fumble and a fumble recovery ... Was named NFC Defensive Player of the Week vs. Green Bay (1/2/94). **1992:** Started all 15 games he appeared in ... Ended the season with 52 tackles (41 solo), four interceptions (50 yards), a forced fumble and a fumble recovery ... Had four tackles and an INT vs. Minnesota (9/13) ... Two weeks later vs. Tampa Bay (9/27), picked off his second pass of the season and was credited with four tackles ... Recorded a sack (-3.0 yards), intercepted a pass and made five solo tackles vs. Chicago (12/20). **1991:** Started all 16 games ... Finished the year with 86 tackles (74 solo) and collected a career-high six INTs for a career-best 141 return yards with one score and added a forced fumble ... Those six INTs were the second-highest tally in the NFL, while his 141 return yards were the most by a Lion since '67 ... Was named Defensive Player of the Week after recording a team-high eight tackles and a 96-yard INT return for a TD, the NFL's longest of the season vs. Dallas (10/27) ... Earned NFC Defensive Player of the Month honors for November ... Had eight tackles and a pass defended in a pair of postseason starts vs. Dallas (1/5/92) and at Washington (11/12/92). **1990:** Played in 16 games with six starts ... Recorded 59 tackles (53 solo), three interceptions (17 yards), two forced fumbles and a pair of fumble recoveries, one of which he returned for a TD ... Played primarily in nickel situations, earning his first start of his career vs. Denver (11/22), finishing the game with five tackles and an INT ... Finished with eight tackles, one interception and a

22-yard fumble return for a touchdown to tie the score at 17-17 in a 21-17 win vs. Green Bay (12/22).  
**1989:** Played as a nickel CB in all 16 contests, finishing the season with 46 tackles (34 solo) and an INT.

**College:** Finished his four-year career at Baylor with 169 tackles (120 solo), five interceptions and seven tackles for loss ... Returned five punts as a junior for 30 yards and earned first team All-Southwest Conference honors with 62 tackles on the year and 13 passes defended ... He also lettered in track ... Received his B.A. degree in Computer Science from Baylor in May of '92.

**Personal:** Was a first team All-District choice at Duncanville High School in Duncanville, Texas ... Earned All-State honors as a tailback and cornerback, as well as in track ... Hosts the Ray Crockett/Barry Foster Celebrity Golf Tournament in Dallas to benefit Ronald McDonald Children's Charities ... Regularly speaks to children on behalf of a "Stay in School" program in the Dallas area, then hosts a free football camp for the kids ... Crockett is also a United Way volunteer ... Along with his wife, April, as well as Harald and Aundrea Hasselbach, organized a charity auction in May '99 that raised \$50,000 for victims of the Columbine High School shootings ... Full name: Donald Ray Crockett ... Married, wife April, with four children, with daughters Joi (15) and Rayven (11) and sons Ray II (8) and Darryl (2) ... The Crocketts reside in Southlake, Texas.



### CROCKETT'S NFL STATISTICS



Year	Team	G-S	INTERCEPTIONS				TACKLES			FUMBLES		PASSES	SACKS No./Yds
			No.	Yds.	LG	TD	Solos	Asst.	Total	Rec.	For.	Defensed	
1989	Detroit	16-0	1	5	5	0	34	12	46	0	1	2	0.0/0.0
1990	Detroit	16-6	3	17	9	0	62	29	91	2	2	10	1.0/14.0
1991	Detroit	16-16	6	141	96	1	74	12	86	0	1	16	1.0/10.0
1992	Detroit	15-15	4	50	35	0	41	11	52	1	1	12	1.0/5.0
1993	Detroit	16-16	2	31	31	0	57	11	68	1	1	5	1.0/12.0
1994	Denver	14-14	2	6	6	0	48	22	70	2	0	20	0.0/0.0
1995	Denver	16-16	0	0	--	0	61	17	78	1	1	16	3.0/32.0
1996	Denver	15-15	2	34	34	0	56	12	68	0	3	15	4.0/29.0
1997	Denver	16-16	4	18	10	0	69	14	83	0	1	21	0.0/0.0
1998	Denver	16-16	3	105	80	1	61	7	68	0	1	15	0.5/2.5
1999	Denver	16-16	2	14	10	0	64	7	71	1	1	10	2.0/24.0
2000	Denver	13-11	4	31	26	1	29	3	32	0	1	7	1.0/6.0
2001	Kansas City	14-12	1	8	8	0	40	14	54	0	0	11	0.0/0.0
<b>Totals</b>		<b>199-169</b>	<b>34</b>	<b>460</b>	<b>96</b>	<b>3</b>	<b>696</b>	<b>171</b>	<b>867</b>	<b>8</b>	<b>14</b>	<b>160</b>	<b>14.5/134.5</b>

**Additional Stats:** Owns five career touchdowns (three INTs, two FRs). Had a 22-yard fumble return for a TD at Green Bay (12/22/90) and had a 50-yard fumble return for a TD at Kansas City (12/17/95). Had a 96-yard INT return for a TD vs. Dallas (10/27/91). Had an 80-yard INT return for a TD at Oakland (9/20/98). Had a 26-yard INT return for a TD vs. Kansas City (9/24/00). Has 18 special teams tackles — seven in '90, four in '92, two in '95 and five in '96.

#### REGULAR SEASON

##### SINGLE GAME CAREER HIGHS

**Tackles:** 12 vs. Green Bay (9/8/91)

**INT Return Yards:** 105 at Oakland (9/20/98)

**Passes Defended:** 5 vs. Seattle (11/13/94)  
vs. St. Louis (9/4/97)

**Long INT Return:** 95 vs. Dallas (10/27/91)

**INT Return TDs:** 1 vs. Dallas (10/27/91)

**Forced Fumbles:** 2 vs. San Diego (10/6/96)

at Oakland (9/20/98)

**Interceptions:** 2 vs. Carolina (11/19/97)

vs. Kansas City (9/24/00)

at Oakland (9/20/98)

vs. Kansas City (9/24/00)

#### POSTSEASON

Year	Team	G-S	INTERCEPTIONS				TACKLES			FUMBLES		PASSES	SACKS No./Yds.
			No.	Yds.	LG	TDs	Solos	Asst.	Tot.	Rec.	For.	Defensed	
1991	Detroit	2-2	0	0	--	0	7	1	8	0	0	1	0.0/0.0
1996	Denver	1-1	0	0	--	0	2	0	2	0	0	1	0.0/0.0
1997	Denver	4-4	1	0	0	0	19	0	19	0	0	3	1.0/1.0
1998	Denver	3-3	0	0	--	0	11	4	15	0	0	2	0.0/0.0
2000	Denver	1-1	0	0	--	0	2	0	2	0	0	0	0.0/0.0
<b>Totals</b>		<b>11-11</b>	<b>1</b>	<b>0</b>	<b>0</b>	<b>0</b>	<b>41</b>	<b>5</b>	<b>46</b>	<b>0</b>	<b>0</b>	<b>7</b>	<b>1.0/1.0</b>

**Additional Stats:** Had two special teams tackles in '98. Recovered a fumble on special teams in '97.

#### POSTSEASON


##### SINGLE GAME CAREER HIGHS

**Tackles:** 8 at Pittsburgh (1/11/98)

**Sacks:** 1 at Pittsburgh (1/11/98)

**Passes Defended:** 2 at Pittsburgh (1/11/98)

**Interceptions:** 1 at Pittsburgh (1/11/98)



## ERIC DOWNING

**DEFENSIVE TACKLE - 6-3 - 315**

**SYRACUSE**

**DRAFT (NO. 3A - 2001)**

**NFL: 2 (2ND WITH CHIEFS)**

**BORN: SEPTEMBER 16, 1978**

**AHOSKIE, NORTH CAROLINA**

**GP/GS: (15/9) PLAYOFFS: (0/0)**



**Pro Career:** Powerful defensive tackle entering his second campaign in Kansas City in 2002 ... Was thrust into the starting spotlight six games into his rookie season and did not relinquish that post for the remainder of the season ... Opened the final nine games of the season a year ago and is expected to compete for a starting role once again ... Expected to pair with 2002 first-round draft pick Ryan Sims to give the club a formidable young defensive tackle tandem ... The soft-spoken North Carolina native was recognized by his teammates as the club's 2001 Mack Lee Hill award recipient, given to the Chiefs most outstanding rookie or first-year player ... Looks to improve on an already quick start to his NFL career and benefitted greatly from an entire spring in the club's off-season strength and conditioning program ... Began last season as the primary back-up to John Browning at the left defensive tackle spot, but took over the top position after Browning suffered a season-ending injury to his right knee ... Found himself in Kansas City's starting lineup for the season's final nine games, the most by a Chiefs rookie defensive tackle since '84 ... Continued to grow into the position as the season progressed, steadily improving his technique under the direction of Chiefs defensive line coaches Bob Karmelowicz and Carl Hairston ... Finished the year with 36 tackles, 1.5 sacks, three QB pressures, a forced fumble and batted down a pair of passes ... The culmination of his season-long learning experience was a career-high six tackle effort at Seattle (1/6/02) including one tackle for loss ... Originally entered the NFL as Kansas City's first overall pick, when he was selected as the first of Kansas City's two picks in the third round (75th overall) of the 2001 NFL Draft. **2001:** Played in 15 games (nine starts) at DT ... Voted by his teammates as the club's Mack Lee Hill Award recipient as the Chiefs outstanding rookie or first-year player ... Was inactive one game ... Had 36 tackles (20 solo), three tackles for loss, three QB pressures, a forced fumble, 1.5 sacks (-11.0 yards) and two passes defended ... Became the first Chiefs DT to start nine games as a rookie since Bill Maas started 14 games in '84 ... Was inactive vs. Oakland (9/9) ... Made his first career NFL tackle in his first pro appearance vs. the N.Y. Giants (9/23) ... Registered a tackle at Washington (9/30) ... Recorded one tackle at Denver (10/7) ... Saw reserve action at DT vs. Pittsburgh (10/14) ... Made three tackles and a tackle for loss at Arizona (10/21) ... Got his first career NFL pass defended vs. Indianapolis (10/25) ... Made two tackles in his first career NFL start in place of an injured Nate Hobgood-Chittick at San Diego (11/4) ... Collected four tackles and two QB pressures at the N.Y. Jets (11/11) ... Tallied three tackles with one behind the line vs. Seattle (11/25) ... Amassed two tackles vs. Philadelphia (11/29) ... Had a tackle at Oakland (12/9) ... Recorded five tackles vs. Denver (12/16) and half of a sack (-3.0 yards) of Jarious Jackson, forcing his first NFL fumble on the play ... Registered three tackles and his first full career NFL sack (-8.0 yards) of Doug Flutie vs. San Diego (12/23) ... Made four tackles and a pass defended at Jacksonville (12/30) ... Collected a career-high six tackles including one for loss and a QB pressure at Seattle (1/6/02).

**College:** Appeared in 31 games (22 starts) during his three seasons at Syracuse ... Recorded 113 tackles (57 solo), 20 tackles behind the line of scrimmage (-57.0 yards), 2.5 sacks (-10.0 yards) and 25 quarterback pressures ... Also had four passes defended, caused two fumbles and made one fumble recovery ... Started all 11 games at left defensive tackle during his senior campaign, finishing fifth on the team with 62 tackles (23 solos), nine tackles for loss (-21.0 yards), half a sack (-4.0 yards), 21 quarterback pressures, two forced fumbles and one fumble recovery ... His 62 stops ranked fourth among Big East Conference down linemen and earned him second team All-Big East honors ... As a junior, opened all 11 games at right defensive tackle, recording 43 tackles (29 solos) with 2.0 sacks (-6.0 yards), 11 stops for losses (-36.0 yards), four passes defended and four quarterback pressures ... Spent one year at Coffeyville Community College in Coffeyville, Kansas before transferring to Syracuse.

**Personal:** Was a first team All-State selection by the Newark Star Ledger at John F. Kennedy High School in Paterson, New Jersey ... Was a '96 North Union All-Star and All-Conference selection, as well ... Led team to a 9-3 record as a senior, serving as a squad captain ... Full name: Eric Lamont Downing ... Single ... Resides in Raytown, Missouri.



## DOWNING'S NFL STATISTICS



Year	Team	G-S	TACKLES			FUMBLES		SACKS No./Yds.	INTS No./Yds.	PASSES Defensed	QB Pressures
			Solos	Asst.	Total	Rec.	For.				
2001	Kansas City	15-9	20	16	36	0	1	1.5/11.0	0/0	2	3
<b>Totals</b>		<b>15-9</b>	<b>20</b>	<b>16</b>	<b>36</b>	<b>0</b>	<b>1</b>	<b>1.5/11.0</b>	<b>0/0</b>	<b>2</b>	<b>3</b>

### SINGLE GAME CAREER HIGHS

**Tackles:** 6 at Seattle (1/6/02)

**Passes Defensed:** 1 vs. Indianapolis (10/25/01)

**Sacks:** 1.0 vs. San Diego (12/23/01)

at Jacksonville (12/30/01)

**Forced Fumbles:** 1 vs. Denver (12/16/01)

**QB Pressures:** 2 at N.Y. Jets (11/11/01)



## JASON DUNN

**TIGHT END - 6-6 - 276**

**EASTERN KENTUCKY**

**FREE AGENT (2000)**

**NFL: 6 (3RD WITH CHIEFS)**

**BORN: NOVEMBER 15, 1973**

**HARRODSBURG, KENTUCKY**

**GP/GS: (70/34) PLAYOFFS: (1/1)**



**Pro Career:** Tremendously talented tight end entering his sixth pro campaign and his third year in the Red and Gold ... Originally inked with Kansas City as a free agent on July 11th of 2000 ... Attempting to construct an injury-free campaign for the first time since his rookie season with the Eagles in '96 ... Successfully rebounded from a knee injury which cost him the entire '99 season, only to be hindered by an injured clavicle during the 2000 preseason with the Chiefs ... Bounced back from that injury to see duty in 14 games in his initial season with Kansas City ... Saw action in the first 15 contests of 2001 before an elbow injury kept him out of the season finale ... Is once again expected to work as the Chiefs second tight end behind three-time Pro Bowler Tony Gonzalez ... A massive target for quarterbacks, giving Kansas City a whopping one-two punch when he and Gonzalez align in two-TE sets ... The Chiefs frequently utilized that arrangement in 2001 when he started six contests ... Has yet to fully tap his vast potential, but when healthy has shown the ability to be one of the league's most dynamic players at his position ... Has the size and strength to be a truly dominating blocker at the point of attack ... Frequently does his best work blocking linebackers and defensive backs down the field and played an important role in helping Priest Holmes claim the NFL's rushing crown in 2001 ... Although not a frequent target in the passing game, is a dependable pass catcher who is truly tough to bring down once he gets the ball in his hands ... Has seen action in 70 regular season games (34 starts) with the Eagles and Chiefs ... Owns 46 career receptions for 637 yards (13.8 avg.) with five touchdowns ... Also started one postseason game with Philadelphia as a rookie ... Originally entered the league as the second-round selection (54th overall) of the Eagles in the '96 NFL Draft. **At Kansas City (2000-01):** Has seen duty in 29 games with eight starts for the Chiefs, producing six catches for 80 yards (13.3 avg.) with one TD. **2001:** Appeared in 15 games (six starts) as the club's second TE ... Produced four receptions for 54 yards (13.5 avg.) and one TD ... Also returned two kickoffs for 34 yards ... Served as the club's second TE vs. Oakland (9/9), catching one pass for six yards and returning his first two career kickoffs for 34 yards ... Worked in a reserve role vs. the N.Y. Giants (9/23), at Washington (9/30), at Denver (10/7) and vs. Pittsburgh (10/14) ... Started his first game of the year when the team opened in a two-TE formation at Arizona (10/21) ... Caught a season-long 28-yard pass vs. Indianapolis (10/25) ... Saw reserve action on offense and on the kickoff return team at San Diego (11/4) and at the N.Y. Jets (11/11) ... Started vs. Seattle (11/25), vs. Philadelphia (11/29) and at Oakland (12/9) when the team opened in a two-TE package ... Was the club's second TE vs. Denver (12/16) ... Caught two passes for 20 yards with a three-yard TD reception vs. San Diego (12/23), marking his first TD with the Chiefs and first scoring reception since '97 with Philadelphia. Also caught a 17-yard pass on the club's game-winning drive ... Started the game as the club's second TE at Jacksonville (12/30), but left the game in the third quarter after hyperextending his right elbow and was subsequently placed on injured reserve on January 4th. **2000:** Played in 14 games at TE (two starts) ... Finished the year with two receptions for 26 yards and one tackle on special teams ... Was inactive vs. Indianapolis (9/3) and at Tennessee (9/10) with a

clavicle injury suffered in the preseason ... Saw his first action in a Chiefs uniform in a reserve role at TE vs. San Diego (9/17) ... Caught one pass for six yards vs. Buffalo (11/19) and had a tackle on a blocked FG attempt ... Saw action as the club's second TE at San Diego (11/26) and at New England (12/4) ... Had one reception for 20 yards vs. Carolina (12/10) ... Started at TE vs. Denver (12/17) and at Atlanta (12/24) when the team opened in a two-TE set. **At Philadelphia (1996-98):** Was cut by the Eagles on June 17th of '99 after failing a team physical ... Appeared in 41 games (25 starts) during his tenure with the Eagles ... Caught 40 passes for 557 yards (13.9 avg.) with four TD receptions. **1998:** Started 10 games before suffering a season-ending knee injury ... Registered 18 receptions for 132 yards (13.2 avg.) ... Hauled in a career-best four passes at Washington (10/11) ... Tore the posterior cruciate ligament in his left knee at Green Bay (11/29) and was subsequently placed on injured reserve on December 1st. **1997:** Played in 15 games (four starts) despite the fact that he was slowed in the preseason by a knee injury suffered during mini-camp ... Totaled seven receptions for 93 yards (13.3 avg.) and four TDs ... Started four of the first six contests before seeing his role reduced when the offense went to a three WR set ... Ran over three would-be tacklers for a 31-yard TD vs. Pittsburgh (11/23) ... Added another 31-yard TD grab in the season finale at Washington (12/21). **1996:** Emerged as one of the league's most promising tight ends during his rookie season when he played in all 16 games (12 starts) ... Recorded 15 receptions for 332 yards (22.1 avg.) with two touchdowns ... Capped the season by earning NFL All-Rookie Team honors from *Pro Football Weekly*, *Football News*, and *Pro Football Newsweekly* ... Six of his 15 catches during his rookie year covered 24 yards or more ... In the season opener at Washington (9/1), set up a TD when he snared a 54-yard pass from Rodney Peete ... Hauled in a career-long 58-yard pass to set up another score vs. Atlanta (9/22) ... Registered his first TD as a pro vs. Carolina (10/27) as he connected on a nine-yard pass from Ty Detmer ... Went on to set up TDs with a 21-yard, highlight-film catch vs. Washington (11/17) and a 32-yard reception at Arizona (11/24) ... Hauled in his second career TD on a 14-yard reception vs. the N.Y. Giants (12/1).

**College:** Played at Eastern Kentucky where he worked at TE and was also utilized as a part-time pass rusher as a defensive lineman ... Despite playing in a run-oriented offense, completed his career with 41 receptions for 615 yards and three TDs, plus 19 rushes for 199 yards (10.5 avg.) including two touchdown runs of 68 and 55 yards ... During his senior campaign, had 20 receptions for 221 yards (11.0 avg.) and two TDs ... On defense he registered 4.0 sacks and five tackles, while forcing one fumble and recovering two others ... During his Colonel career, he helped ECU reach the Division I-AA playoffs four consecutive seasons ... Majored in Psychology at Eastern Kentucky.

**Personal:** Is the youngest of 11 children ... His brother James was a free safety at Kentucky State and once participated in a Dallas Cowboys training camp, while another brother, Walter, participated in a training camp for the New Jersey Generals of the USFL ... Was a four-sport star at Harrodsburg High School in Harrodsburg, Kentucky, earning All-State honors in football as he played multiple positions, including LB, QB, OT, FB and WR ... Also lettered in basketball, baseball, and track ... Formed the "Dunn 4 Kids Foundation" with his siblings in 2000, which benefits charitable organizations in Kansas City and Lexington, Kentucky, including the Salvation Army ... Full name: Jason Adam Dunn ... Single ... Resides in Blue Springs, Missouri.



### DUNN'S NFL STATISTICS



#### RECEIVING

Year	Team	G-S	No.	Yds.	Avg.	LG	TD
1996	Philadelphia	16-12	15	332	22.1	58	2
1997	Philadelphia	15-4	7	93	13.3	31	2
1998	Philadelphia	10-10	18	132	13.2	21	0
2000	Kansas City	14-2	2	26	13.0	20	0
2001	Kansas City	15-6	4	54	13.5	28	1
<b>Totals</b>		<b>70-34</b>	<b>46</b>	<b>637</b>	<b>13.8</b>	<b>58</b>	<b>5</b>

#### POSTSEASON

Year	Team	G-S	No.	Yds.	Avg.	LG	TD
1996	Philadelphia	1-1	0	0	0.0	--	0
<b>Totals</b>		<b>1-1</b>	<b>0</b>	<b>0</b>	<b>0.0</b>	<b>--</b>	<b>0</b>

**Additional Stats:** Had one carry for a five-yard loss vs. Washington (11/15/98). Recorded a tackle on a blocked FG attempt vs. Buffalo (11/19/00). Returned two kickoffs for 34 yards (17.0 avg.) with a long of 18 yards vs. Oakland (9/9/01).

#### SINGLE GAME CAREER HIGHS

**Pass Receptions:** 4 at Washington (10/11/98)    **Touchdowns:** 1, five times, last vs. San Diego  
**Receiving Yards:** 58 at Atlanta (9/22/96)    (12/23/01)  
**Long Reception:** 58 at Atlanta (9/22/96)



## KENDALL GAMMON

**TIGHT END - 6-4 - 255**

**PITTSBURG STATE  
UNRESTRICTED FREE AGENT (2000)  
NFL: 11 (3RD WITH CHIEFS)  
BORN: OCTOBER 23, 1968  
WICHITA, KANSAS  
GP/GS: (160/0) PLAYOFFS: (7/0)**



**Pro Career:** Long-snapper extraordinaire entering his third campaign in Kansas City ... Joined the Chiefs as an unrestricted free agent from New Orleans on February 23rd of 2000 ... Arguably one of the most consistent deep snappers in the business ... Helped solidify Kansas City's special teams with his accuracy on both his punt and placement snaps the last two seasons ... Also works as the club's third tight end in short yardage and goal line sets ... Talented local performer from nearby NCAA Division II powerhouse Pittsburg State in Pittsburg, Kansas ... Played guard and tackle in the collegiate ranks and could be called upon in a pinch to work on the offensive front after seeing limited action at right tackle for the Steelers as a rookie in '92 ... Made previous pro stops with Pittsburgh ('92-95) and New Orleans ('96-99) before coming to Kansas City in 2000 ... Has played in every game of his pro tenure, a string of 160 consecutive games over the past 10 seasons ... Owns 32 special teams tackles (16 solo) during his pro career, as well as one kickoff return for nine yards ... Has seven games of playoff experience with the Steelers, including an appearance in Super Bowl XXX following the '95 campaign ... Originally joined the NFL ranks as an 11th-round draft selection (291st overall) of Pittsburgh in '92. **At Kansas City (2000-01):** Has handled the long-snapping duties on punts and placement kicks in 32 games for the Chiefs, producing five special teams tackles. **2001:** Handled the team's long snapping duties in 16 games ... Made two special teams stops ... Recorded one special teams tackle vs. the N.Y. Giants (9/23) ... Made a tackle on special teams vs. Indianapolis (10/25). **2000:** Handled the long snapping duties in all 16 games ... Had three special teams tackles (one solo) ... Recorded one tackle on punt coverage vs. Indianapolis (9/3) ... Made one tackle on punt coverage at San Diego (11/26) ... Had one special teams stop at New England (12/4). **At New Orleans (1996-99):** Spent four seasons with the Saints, handling the long-snapping duties in 64 consecutive games ... Recorded 13 special teams tackles (10 solo) ... Originally signed with the club as a free agent on August 28th of '96. **1999:** Played in all 16 games, snapping for all the team's punts and placements ... Made one tackle on a fumble return at Chicago (10/3) ... Returned a kickoff for nine yards at Jacksonville (11/21) ... Lone special teams tackle came vs. St. Louis (12/12). **1998:** Snapped for punts and placements in all 16 games, posting three tackles (two solo) on special teams ... Tallied a solo special teams tackle in the season-opener at St. Louis (9/6) ... Added a solo special teams tackle vs. New England (10/4) ... Had an assisted special teams tackle at Miami (11/29). **1997:** Handled the Saints snapping duties in all 16 games, producing a career-high seven tackles (six solo) on special teams ... Recorded a career-high three special teams stops at Chicago (10/5) ... Made two special teams tackles vs. Arizona (12/14). **1996:** Worked in all 16 games, making three special teams stops ... Recorded two tackles on punt coverage (one solo) at San Francisco (9/1) ... Assisted on a tackle at Carolina (10/20). **At Pittsburgh (1992-95):** Handled the club's snapping duties on all punts and placements in 64 games, making 14 special teams stops ... Also handled long-snapping duties for the Steelers in Super Bowl XXX vs. Dallas (1/28/96). **1995:** Saw reserve duty in all 16 games and in three playoff games as a deep snapper ... Made three special teams stops, including one each at Houston (9/10), at Miami (9/18) and vs. Houston (12/3) ... Tallied 139 snaps from the long-snapping position. **1994:** Played in 16 games and two playoff contests as a deep snapper, tallying five special teams tackles ... Posted two tackles vs. Buffalo (11/14) and vs. Cleveland (12/18). **1993:** Played in all 16 games and in one postseason contest as a long-snapper, making four tackles on special teams ... Made two tackles at Houston (11/28) ... Produced one each at Atlanta (9/27) and at Miami (12/13). **1992:** Handled long-snapping duties in all 16 games and in one playoff game ... Finished the year with a pair of special teams stops ... Saw brief action at right tackle vs. the N.Y. Jets (9/13) after injuries to three offensive linemen ... Made one special teams tackle each vs. Cincinnati (10/19) and vs. Detroit (11/15) ... Saw his first NFL postseason action vs. Buffalo (1/9/93).

**College:** Started 41 consecutive games, the last two seasons at guard after playing tackle as a sophomore ... Offensive captain final two years and three-time All-Mid-America Intercollegiate

Athletic Association selection ... As a senior, anchored the offensive line for '91 NCAA Division II national champions ... Moved from TE to offensive tackle in his freshman campaign ... Earned a degree in Physical Education from Pittsburg State, the alma mater of Chiefs head athletic trainer, Dave Kendall.

**Personal:** Attended Rose Hill High School in Rose Hill, Kansas ... Earned All-State honors three times in football and basketball ... A four-time All-Conference selection for football, three times for basketball and once for baseball ... Member of the National Honor Society ... Has his own video on long snapping called "Snap Right" made available to high schools and colleges ... Spokesperson for Kansas City Free Health Clinic, promoting wellness and providing quality health services ... Is an avid juggler ... Full name: Kendall Robert Gammon ... Married, wife Leslie, with sons, Blaise (5) and Drake (2) ... The Gammons reside in Overland Park, Kansas.

**Additional Stats:** Has 32 special teams tackles (16 solo) - two (one solo) in '92, four (three solo) in '93, five (no solos) in '94, three in '95, two (one solo) in '96, seven (six solo) in '97, three (two solo) in '98, one (solo) in '99, three (one solo) in 2000 and two (one solo) in 2001. Returned one kickoff for nine yards at Jacksonville (11/21/99).

**Games Played/Games Started:** 1992 PIT (16/0), 1993 PIT (16/0), 1994 PIT (16/0), 1995 PIT (16/0), 1996 NO (16/0), 1997 NO (16/0), 1998 NO (16/0), 1999 NO (16/0), 2000 KC (16/0), 2001 KC (16/0) — 160/0. **Playoffs:** 1992 PIT (1/0), 1993 PIT (1/0), 1994 PIT (2/0), 1995 PIT (3/0) — 7/0.

**STREAKS AND MILESTONES:** Has played in 160 consecutive regular season contests dating to his rookie season with the Steelers at Houston (9/6/92).



## JOE GERMAINE

QUARTERBACK • 6-0 • 203

OHIO STATE

TRADE - ST. LOUIS (2001)

NFL: 4 (2ND WITH CHIEFS)

BORN: AUGUST 11, 1975

DENVER, COLORADO

GPI/GS: (3/0) PLAYOFFS: (0/0)



**Pro Career:** Fourth-year quarterback was acquired in a trade on September 3rd of 2001 from St. Louis ... Kansas City received this promising young signal-caller in exchange for a sixth-round draft pick in 2002 (183rd overall) - subsequently traded from St. Louis to Indianapolis and used on S James Lewis) ... Familiar with the Chiefs offensive scheme after playing in a similar system during his time with the Rams ... Expected to compete for a backup position at QB in 2002 ... Reunited in Kansas City with head coach Dick Vermeil, offensive coordinator Al Saunders and fellow QB Trent Green ... Started 10 games for the Barcelona Dragons of NFL Europe this spring ... Has appeared in three games, completing nine of 16 passes for 136 yards with one touchdown and two interceptions, good for a 65.6 quarterback rating ... A member of the Rams squad that defeated Tennessee 23-16 in Super Bowl XXXIV (1/30/00) ... Originally entered the league as the Rams fourth-round pick (101st overall) in the '99 NFL Draft. **NFL Europe (2002):** Started all 10 games at QB for the Barcelona Dragons ... Connected on 93 of 181 (51.4%) passes for 905 yards with five touchdowns and nine interceptions, good for a 54.2 QB rating. **At Kansas City (2001):** Listed as the team's third QB in 16 games and did not see game action after joining the club in a trade with St. Louis on September 3rd. **At St. Louis (1999-00):** Played in three games ... Completed nine of 16 passes for 136 yards with one touchdown and two interceptions, good for a 65.6 rating ... Joined the Rams as their fourth-round pick (101st overall) in the '99 NFL Draft. **2000:** Did not see any game action ... Served as the club's third QB for the first seven games of the season ... Elevated to the backup behind Green when Kurt Warner was injured. **1999:** Played in three games during his rookie campaign ... Completed nine of 16 passes for 136 yards with one touchdown and two interceptions, good for a 65.6 rating ... Was the third QB for 12 games ... Made his first NFL appearance at Cincinnati (10/10) ... Played in the fourth quarter vs. Cleveland (10/31) ... Saw his first extensive NFL action passing for 136 yards on nine-of-16 passing with one touchdown and two interceptions at Philadelphia (1/2/00). Threw his first NFL completion to Ricky Proehl for 12 yards and his first touchdown to fellow rookie Torry Holt ... Earned a Super Bowl XXXIV ring as the third quarterback in the Rams 23-16 victory vs. Tennessee (1/30/00).

**College:** Completed 439 of 741 passes (59.2%) for 6,370 yards with 56 touchdowns and 20 interceptions in three years at Ohio State ... Set or tied eight school records ... The Big 10 Offensive Player of the Year as a senior when he earned All-Big 10 accolades ... Completed 230 of 384 passes (59.9%) for 3,330 yards with 25 touchdowns and seven interceptions as a senior ... Ranked third nationally in pass efficiency with a 160.4 rating during his junior campaign ... Completed 129 of 210 passes for 1,847 yards and 16 touchdowns and nine interceptions ... Played in all 12 games as a sophomore ... Completed 80 of 147 passes (54.4%) for 1,193 yards with 15 touchdowns and four interceptions ... Named the Rose Bowl MVP when he led the Buckeyes to a 20-17 comeback victory vs. Arizona State following the '96 season ... Spent his freshman campaign on the practice squad ... Played one season at Scottsdale Community College in Scottsdale, Arizona before transferring to Ohio State ... Completed 231 of 356 passes (64.9%) for 2,729 yards with 18 touchdowns and five INTs in junior college ... Majored in Sport and Leisure at Ohio State.

**Personal:** Set career records with 3,782 yards passing, a 59.0 completion percentage and 39 touchdowns at Mountain View High School in Mesa, Arizona ... Connected on 123 of 209 passes for 2,081 yards and 23 touchdowns as a senior ... Also lettered three times in baseball ... Drafted by the Colorado Rockies out of high school ... Father played basketball at Idaho State ... Full name: Joe Berton Germaine ... Married, wife Natalie ... The Germaines reside in Leawood, Kansas.



### GERMAINE'S NFL STATISTICS



#### PASSING

Year	Team	G-S	Att.	Comp.	Yds.	Comp. Pct.	Yds. Att.	TD	TD Pct.	INT	INT Pct.	LG	Rating
1999	St. Louis	3-0	16	9	136	56.3	8.50	1	6.3	2	12.5	63	65.6
2000	St. Louis	0-0	0	0	0	0.0	0.00	0	0.0	0	0.0	--	0.0
2001	Kansas City	0-0	0	0	0	0.0	0.00	0	0.0	0	0.0	--	0.0
<b>Totals</b>		<b>3-0</b>	<b>16</b>	<b>9</b>	<b>136</b>	<b>56.3</b>	<b>8.50</b>	<b>1</b>	<b>6.3</b>	<b>2</b>	<b>12.5</b>	<b>63</b>	<b>65.6</b>

#### SINGLE GAME CAREER HIGHS

**Pass Attempts:** 16 at Philadelphia (1/2/00)  
**Pass Completions:** 9 at Philadelphia (1/2/00)  
**Completion Percentage:** 56 at Philadelphia (1/2/00)  
**Passing Yards:** 136 at Philadelphia (1/2/00)  
**TD Passes:** 1 at Philadelphia (1/2/00)

**Interceptions:** 2 at Philadelphia (1/2/00)  
**Long Pass:** 63 at Philadelphia (1/2/00)  
**Rushing Attempts:** 2 vs. Cleveland (10/24/99)  
**Rushing Yards:** 2 at Philadelphia (1/2/00)  
**Long Run:** 2 at Philadelphia (1/2/00)



### REMEMBERING SEPTEMBER 11TH



After a one-week hiatus following the the terrorist attacks of September 11, 2001, the NFL made a patriotic return in Kansas City on September 23rd when the Chiefs hosted the Giants. NFL Commissioner Paul Tagliabue delivered a pregame address to the Arrowhead crowd, which proceeded to greet the Giants with a rousing ovation during introductions as the citizens of Kansas City proudly honored their brethren from New York City. Chiefs head coach Dick Vermeil was among the many misty-eyed Americans moved by the patriotic pregame ceremony, which included a presentation of NYPD and NYFD hats to Chiefs personnel. Pictured left to right in the lower photograph are Giants head coach Jim Fassel, Giants President Wellington Mara, Commissioner Tagliabue, Chiefs Founder Lamar Hunt and Vermeil.



## THREE-TIME PRO BOWLER



### TONY GONZALEZ

**TIGHT END - 6-4 - 248**

**CALIFORNIA**

**DRAFT (NO. 1 - 1997)**

**NFL: 6 (6TH WITH CHIEFS)**

**BORN: FEBRUARY 27, 1976**

**TORRENCE, CALIFORNIA**

**GP/GS: (79/63) PLAYOFFS: (1/0)**



**Pro Career:** After just five professional seasons with Kansas City, this three-time Pro Bowl tight end has already established himself as one of the elite offensive performers in the entire National Football League ... At the ripe young age of 26 is already poised to become the all-time leading pass catcher in Chiefs history ... Owns 334 catches in the Red and Gold, needing just 83 more receptions in 2002 to overtake WR Henry Marshall for the number one position on the franchise's career receiving chart ... Currently ranks sixth in team annals with 3,958 career receiving yards and is a mere 42 yards away from becoming just the sixth Chiefs player to ever reach the 4,000-yard plateau ... Despite the host of accolades he has already assembled, the best days for this sensationally talented competitor would seemingly still lie ahead ... Lines up in a variety of different formations for the club, starting on the line of scrimmage, split out and even in the backfield ... Will likely continue to be utilized in a multitude of formations as opponents attempt to slow him down ... Poses match-up problems for defensive backs and linebackers alike with his combination of speed, size and athleticism ... Can stretch a defense vertically with his speed, but also takes great pride in his blocking skills at the point of attack on the offensive line ... Endowed with outstanding leaping ability, which, combined with an amazingly flexible six-foot, four-inch frame, permits him to stretch out to make some sensational snags ... Possesses outstanding body control and a fluid running style after the catch ... Credits many of his moves on the gridiron to his basketball background, which included a stint on Cal's '97 "Sweet 16" NCAA Tournament team during his collegiate career ... Those roundball attributes are especially apparent when he goes up in the crowd to pull down a "rebound" or when he pivots and "blocks out" defenders to establish pass-catching position ... Is a truly devoted hoops junkie who has spent a good portion of his previous off-seasons playing in elite pro summer leagues with NBA stars ... Typically celebrates touchdown receptions by emphatically slam-dunking the pigskin over the crossbar ... Became the first Pro Bowl tight end in Chiefs history following the '99 season and earned a starting spot in that game for the AFC each of the past two years, although a knee injury prevented him from playing in that contest following the 2001 campaign ... Selected as a consensus first team All-Pro selection for the third consecutive year in 2001, including a berth on Dr. Z's *Sports Illustrated* All-Pro squad, as well the All-Pro units of the AP, *USA Today*, *The Sporting News*, *Pro Football Weekly*, in addition to *College and Pro Football Newsweekly* and *Football Digest* ... Also earned All-AFC accolades from *Pro Football Weekly* and *Football News* ... Possesses an unquenchable thirst to be considered the very best at his position, which helps explain both his relentless work ethic and passionate quest for excellence ... Takes extra repetitions after practice, whether in the off-season, training or regular season and is almost always the last member of the squad off the field ... Is not satisfied with the success he has enjoyed thus far in the league and is constantly pushing himself and his teammates to strive for perfection ... Brings an upbeat, yet humble personality to practice every day and typically one of the last players off the field following practice ... Is unquestionably one of the brightest stars on the Chiefs roster, but is always quick to put team aspirations ahead of his personal accomplishments ... Entered uncharted territory in numerous career sections of the Kansas City record books in 2001 ... Bypassed Chiefs Hall of Fame inductee Fred Arbanas (198 receptions for 3,101 yards) as the most prolific tight end in franchise history with 334 career catches for 3,958 yards ... Has produced 50+ receptions each of the past four seasons and could join FB Kimble Anders ('94-99) as just the second player in team history to construct five consecutive years with 50 or more catches ... His 169 catches over the past two campaigns are the highest two-year tally of any player in Chiefs annals ... No player in Kansas City history reached the 300-catch plateau quicker than Gonzalez, who got there in 71 games, breaking the previous standard of 76 set by Chiefs Hall of Fame inductee

Chris Burford ... Only four other Chiefs players (Burford, Otis Taylor, Stephone Paige and Arbanas) have amassed 25 TD receptions quicker than Gonzalez, who did it in his 66th career game ... While his 334 career receptions put him in position to unseat Marshall for the club's all-time lead in receptions in 2002, can also overtake other illustrious performers on that chart such as Taylor (410), Burford (391), WR Stephone Paige (377), Anders (369) and WR Carlos Carson (351) ... Owns 184 career points and is 16 shy of becoming the 16th player in team records to crack the 200-point barrier ... Ranks seventh in team history with 30 touchdown catches, needing four more to overtake Marshall and Carson (33) who are tied for fifth and would surpass Arbanas' total of 34 for fourth place with five more scores in 2002 ... Has caught those 30 career TDs courtesy of three quarterbacks: Elvis Grbac (23), Trent Green (six) and Rich Gannon (one) ... Owns two separate streaks of four straight games with a TD catch, both of which are just one game shy of the team record of five ... In terms of single-season records, shattered several NFL records for tight ends and broke an abundance of Chiefs single-season standards during his fourth pro season in 2000 ... Recorded 93 catches that season, abolishing Carson's previous mark of 80 in '83 ... His 1,203 receiving yards were both the fourth-highest tally in Kansas City history and the fourth-highest mark by a tight end in NFL annals ... Paired with WR Derrick Alexander to become the first duo of Kansas City pass catchers to each amass over 1,000 yards in a single-season as Alexander established a franchise record with 1,391 aerial yards ... Combined with Alexander to total 171 catches for 2,594 yards, both single-season team records for a receiving tandem, breaking the previous marks held by Andre Rison and Anders (131 receptions in '97) and Carson and Marshall (2,139 yards in 83) ... Had three games with 10 or more catches in 2000, breaking Burford's previous club standard of two 10-catch contests in '63 ... Is the only player in franchise annals to produce double-digit receptions in back-to-back games, doing so at New England (12/4/00) and vs. Carolina (12/10/00) ... Was one of just five NFL players and the only TE to top the 10-catch plateau three times in 2000, joining Keenan McCardell (Jacksonville), Muhsin Muhammed (Carolina), Marvin Harrison (Indianapolis) and Joe Horn (New Orleans) ... In 2000 became the first Chiefs player other than a running back to lead the club in receptions in consecutive seasons since Paige in '89-90 ... In 2000, posted six 100-yard receiving games, the highest single-season mark in NFL history by a tight end, a tally which also tied a Kansas City record shared by Taylor ('88), Carson ('83) and Alexander (2000) ... That streak included four straight 100-yard outings, which gave him sole possession of both the NFL record for tight ends and the Kansas City single-season mark in that department ... Gonzalez and Alexander each had six 100-yard games, meaning the only other pair of NFL teammates to each have six individual 100-yard outings were Randy Moss (eight) and Cris Carter (six) of the Vikings. He and Alexander also became the first duo in team history to each have four or more 100-yard outings in a single year ... Owns seven career 100-yard outings, needing five more to tie Burford and Alexander who are tied for third in team history with 12 ... Has established a blistering pace during his first five pro seasons, seeing action in 79 games (63 starts), racking up 334 catches for 3,958 yards (11.9 avg.) with 30 TDs ... Those numbers from the first five seasons of his pro tenure are better than any amassed by any other Pro Bowl tight end who was active in 2001. Shannon Sharpe came the closest with 250 catches for 3,066 yards (12.3 avg.) and 17 TDs with Denver from '90-94 ... Gonzalez's stats from his first five NFL seasons also stack up very favorably against the five tight ends currently enshrined in the Pro Football Hall of Fame (Mike Ditka, John Mackey, Jackie Smith, Ozzie Newsome and Kellen Winslow) and are topped only by the player whom he most frequently draws comparisons to, Winslow. The former University of Missouri and San Diego Chargers luminary played in just 64 games during his initial five pro seasons ('79-83), but still piled up 344 receptions for 4,513 yards (13.1 avg.) with 35 TDs, giving just 10 catches, 555 more yards and just five more touchdowns than the Chiefs TE over that span ... Based on career per-game averages - which provides a more meaningful comparison - Winslow is the only Hall of Fame tight end with better marks than Gonzalez. In 109 career regular season contests, Winslow averaged 5.0 catches, 61.8 yards, 12.5 yards-per-catch and 0.41 TDs per game. In 79 career regular season games, Gonzalez has averaged 4.2 catches, 50.1 yards, 11.9 yards-per-catch and 0.38 touchdowns per game ... In 2001, bypassed the first of those five Canton enshrinees in receptions, overtaking longtime Colts stalwart Mackey's tally of 331 ... Needs 94 more catches to overtake Ditka's tally of 427 career receptions ... Racked up 20 TD catches from '99-00, a marked topped in team history only by the total of 21 amassed by Burford ('62-63) and Paige ('85-86) ... Went four straight games with a TD catch in 2000, just one shy of the team record of five shared by Burford ('62) and Taylor ('66) ... Owns 46 career receptions of 20 or more yards, the third-highest career total since the club began recording that stat in '90 ... Needs just eight more to overtake WR Willie Davis (53) for second place ... Established himself as the league's finest tight end with a spectacular '99 campaign which saw him catch 76 passes for 849 yards in 15 games, totals which ranked the highest by any player at his position in the NFL that year ... Got hot down the stretch of the '98 campaign when he produced 24 of his 59 catches (40.7%) and both of his touchdowns during the season's final five weeks and carried that momentum over to '99 ... Moved into the starting lineup in '98 after an impressive rookie campaign in '97 ... Received the club's prestigious Mack Lee Hill Award bestowed annually to Kansas City's top rookie or first-year player after compiling 33 catches for 368 yards and two TDs


during his initial pro season ... Has seen action in a total of 79 regular season NFL contests with 63 starts ... Only contest he missed was the '99 season opener at Chicago (9/12/99) due to a preseason knee injury ... Enters the 2002 campaign with a streak of 47 consecutive starts dating back to the second game of the '99 campaign, the second-longest active string on the roster behind Will Shields (127) ... Has recorded 334 receptions for 3,958 yards (11.9 avg.) with 30 TDs and a long reception of 73 yards ... Completed his initial NFL pass attempt for a 40-yard gain to fellow TE Mikhael Ricks at San Diego (11/4/01) ... Also used those athletic skills to block a punt in '97 and recover an onside kick in '98 and had one rush for nine yards in 2001 ... Owns one career postseason appearance, getting three catches for 27 yards and a 12-yard TD in '97 ... Ranked atop Kansas City's wish list heading into the NFL's annual selection meeting in '97 and the Chiefs moved up five spots in the first round to select this highly-coveted tight end with the 13th overall selection in a draft-day trade with Houston. The Chiefs obtained the Oilers first-round pick (13th overall - used on Gonzalez) and their fourth-round pick (110th overall - used on QB Pat Barnes) in exchange for Kansas City's original first-round selection (18th overall - used on DE Kenny Holmes), a third-round pick (81st overall - used on T Scott Sanderson), a fourth-round pick (116th overall - subsequently traded by Houston to New Orleans) and a sixth-round selection (181st overall - used on LB Dennis Stallings) ... Declared for the draft following his junior season. **2001:** Started all 16 games at TE for the third time in his career, leading the team with 73 receptions for 917 yards (12.6 avg.) and six TDs ... Selected as a starter to his third consecutive Pro Bowl, although he did not play in the game due to a knee injury ... Was a consensus All-Pro and All-AFC pick for the third consecutive year, as well ... Became the first player since FB Kimble Anders ('94-'96) to lead the team in receiving three consecutive seasons ... His 73 catches tied Baltimore's Shannon Sharpe for the NFL lead among TEs, while his 917 receiving yards led all players at his position ... Also completed a pass for 40 yards and added a rush for nine yards ... His 13 catches of 20+ yards trailed only Indianapolis' Marcus Pollard (14) for the NFL lead among TEs ... Grabbed a team-high five passes for 81 yards vs. Oakland (9/9), bypassing Fred Arbanas (3,101) for the most receiving yards by a TE in Chiefs history on a 15-yard reception in the fourth quarter ... Had five receptions for 43 yards vs. the N.Y. Giants (9/23) ... Recorded a team-high five catches for 88 yards with a three-yard TD at Washington (9/30) ... Caught a season-best eight passes for 129 yards at Denver (10/7), his seventh career 100-yard receiving game and one of just four such games by an NFL tight end in 2001. Made a spectacular 35-yard reception while literally sitting on the ground along the sideline after it had bounced off of two Broncos defenders ... Led the club with five catches for 46 yards vs. Pittsburgh (10/14) and caught a two-point conversion from Trent Green ... Totaled four receptions for 58 yards at Arizona (10/21) ... Produced three catches for 75 yards with a 35-yard TD vs. Indianapolis (10/25) ... Caught four passes for 42 yards and completed his first NFL pass for 40 yards to fellow TE Mikhael Ricks to set up a TD at San Diego (11/4). With a 14-yard catch in the third quarter he became the fastest Chief to reach the 300-catch plateau (Chris Burford - 76 games) and the second-fastest TE in NFL history (Kellen Winslow - 57 games) to reach that milestone in only his 71st game ... Led the team with five catches for 43 yards at the N.Y. Jets (11/11), including a six-yard TD catch ... Caught a team-high six passes for 71 yards vs. Seattle (11/25) ... Hauled in four passes for 28 yards vs. Philadelphia (11/29) ... Caught four passes for 51 yards at Oakland (12/9) with a 24-yard TD reception ... Had three receptions for 53 yards vs. Denver (12/16), including a season long 36-yard reception ... Produced two receptions for 22 yards vs. San Diego (12/23) ... Tied a season-high with eight receptions for 78 yards at Jacksonville (12/30) and tied a career high with two TDs, getting them from one and 12 yards out. Added his first career rush for nine yards ... Had two receptions for nine yards at Seattle (1/6/02) before suffering an injury to the MCL of his left knee on a "Hail Mary" play at the end of the first half. **2000:** Started 16 games at TE, catching a Chiefs single-season record 93 passes for a personal-best 1,203 yards (12.9 avg.) and nine TDs ... A consensus All-Pro and All-AFC selection ... His 1,203 receiving yards were the fourth-highest single-season total in team history and the fourth-highest by a TE in NFL history ... Those 93 catches were the third-highest total by a TE in NFL history, coming just three receptions shy of Ben Coates' mark of 96 established with New England in '94 ... Became the first player other than a RB to lead the team in receptions in consecutive seasons since WR Stephone Paige did it in '89-'90 ... Led all NFL TEs in receptions, yards and TDs ... Ranked sixth in the AFC and 10th in the NFL in receptions ... Recorded double-digit receptions in three contests, a first in team history ... Had 13 catches of 20+ yards, the most of any NFL TE on the season ... Caught two passes for 34 yards vs. Indianapolis (9/3) and two passes for 16 yards at Tennessee (9/10) ... Had four receptions for 43 yards vs. San Diego (9/17) ... Produced 10 receptions for 127 yards, including a 15-yard TD at Denver (9/24). That contest marked his first 10-catch game and the initial 100-yard outing of his career ... Snared three passes for 34 yards, including a 15-yard TD vs. Seattle (10/2) ... Caught seven passes for 100 yards and a 14-yard TD vs. Oakland (10/15) ... Grabbed five passes for 117 yards and a nine-yard TD vs. St. Louis (10/22). It was his fourth straight game with a TD, the second-longest streak in team history. It was also the first back-to-back 100-yard games by a NFL TE since Shannon Sharpe did it vs. San Diego (10/6/96) and vs. Baltimore (10/20/96). Eclipsed the club's career mark for receptions by a TE (198 - Fred Arbanas) and moved into eighth place on the all-time receptions list with a 14-yard pass


in the third quarter, as well. Also reached the 200-catch plateau on a 30-yard pass in the third quarter, a milestone which came in his 54th NFL game, making him the second-quickest Chief to reach the milestone (Chris Burford - 52 games) ... Secured eight passes for 101 yards at Seattle (10/29). Surpassed Walter White (2,396) for second place among Chiefs TEs all-time in receiving yards ... Became the first TE in NFL history to record four consecutive 100-yard receiving games at Oakland (11/5), catching nine passes for 134 yards ... Totaled four catches for 46 yards at San Francisco (11/12) ... Had nine catches for 76 yards and a career-high tying two TDs (nine and 13 yards) vs. Buffalo (11/19) ... Had a streak of 44 consecutive games with a reception dating back to 12/7/97 vs. Oakland snapped at San Diego (11/26) when Warren Moon started at QB. That streak is tied as the third-longest in team history with Carlos Carson (12/20/81 - 9/12/85) ... Set career highs for both receptions and yards with an 11-catch, 147-yard outburst which included a four-yard TD in a Monday Night Football contest at New England (12/4). Set a NFL record for TEs and tied a club mark with his sixth 100-yard game of the season. His 11 catches tied as the second-highest single-game total in Chiefs history ... Surpassed Carson's club record of 80 receptions ('83) with his 81st catch vs. Carolina (12/10), a 14-yarder in the fourth quarter. Finished the day with 10 catches for 96 yards and a six-yard TD, his third double-digit reception game of the year ... Caught four passes for 46 yards vs. Denver (12/17) ... Had five catches for 86 yards and a 21-yard TD at Atlanta (12/24). **1999:** Started 15 games at TE, leading the team with 76 catches for 849 yards and 11 TDs ... Became the first Chiefs tight end to make a Pro Bowl appearance and was also a consensus first team All-Pro selection ... Was the first Kansas City tight end to lead the club in catches since Walter White had 48 in '77 ... Among AFC pass catchers, only Indianapolis' Marvin Harrison (12 TDs) could top Gonzalez's 11 TDs, which were the most ever by a Kansas City tight end. Carolina's Wesley Walls was the only NFL tight end with more scoring grabs, hauling in 12 touchdowns ... Those 11 TDs tied as the second-highest total in team history and were the most in 37 seasons, trailing only Burford's 12 scoring catches in '62 ... Had a TD catch in four straight contests in '99, coming one game shy of the team record of five consecutive games with a TD reception shared by Burford and Otis Taylor ... At the time, those 76 catches were the second-highest seasonal tally in team history ... Was inactive in the season-opener at Chicago (9/12) due to a knee injury suffered in the preseason at Jacksonville (8/26) ... Eclipsed the career 1,000-yard receiving mark with a 20-yard reception vs. Denver (9/19) ... Tallied seven receptions for 72 yards and a TD vs. Detroit (9/26), getting his 100th career reception in that contest ... Produced seven catches for 68 yards and a 12-yard TD catch at San Diego (10/3) ... Posted the first two-TD game of his career with 11 and 22-yard scoring grabs at Baltimore (10/21), leading the squad with four receptions for 54 yards ... Captained the offense vs. Seattle (11/21), collecting a team-high eight catches for 62 yards ... Produced a career-long 73-yard catch and run for a TD at Oakland (11/28) ... Collected a team-high five receptions for 35 yards, including a 10-yard TD at Denver (12/5) ... Recorded a team-best six receptions for 63 yards and two TDs vs. Minnesota (12/12) ... Recorded a team-high six receptions for a season-high 93 yards and two TDs vs. Pittsburgh (12/18), his third career two-TD game ... Posted a season-high nine catches for 86 yards at Seattle (12/26) ... Produced a team-high six receptions for 56 yards, including a seven-yard TD catch vs. Oakland (1/2/00). **1998:** Started all 16 contests at tight end ... Ranked second on the club with 59 catches and 621 yards receiving (10.5 avg.) and two TDs ... Hauled in three passes for 47 yards, including a 31-yard snag in his first career start vs. Oakland (9/6) ... Had a season-high seven receptions for 67 yards at Jacksonville (9/13) ... Caught three passes for 31 yards at Philadelphia (9/27) and recovered an onside kick by the Eagles with one minute remaining to preserve a 24-21 Chiefs victory ... Had a season-long 32-yard reception at San Diego (11/22) ... Caught five passes for a team-high 65 yards vs. Dallas (12/13) ... Snared six passes for 68 yards, including his first TD of the season at the N.Y. Giants (12/20) ... Caught five passes for a season-high 76 yards at Oakland (12/26), including a 20-yard TD. **1997:** Played in all 16 regular season games, collecting 33 catches for 368 yards (11.2 avg.) and two TDs in addition to a blocked punt on special teams ... First pro catch was a 22-yard effort from Elvis Grbac at Denver (8/31) ... Made a diving 21-yard TD grab for his inaugural NFL score at Miami (10/5) ... Caught four passes for 53 yards and hauled in a key two-point conversion in a 28-20 win at St. Louis (10/26) ... Corralled four passes for 56 yards vs. Pittsburgh (11/3), including a spectacular 30-yard grab over the back of LB Levon Kirkland who had nearly perfect coverage on the play ... Had a seven-catch, 69-yard effort at Jacksonville (11/9) ... Helped account for back-to-back TDs vs. San Francisco (11/30). Caught two passes for 19 yards including a two-yard TD reception from Rich Gannon and then stretched out with one hand to block a Tommy Thompson punt on the 49ers ensuing possession, returning the ball to the three-yard-line which set up a Marcus Allen TD run on the next play in a 44-9 romp over the 49ers ... Caught three passes for 26 yards with a 12-yard TD grab in the third quarter of Kansas City's AFC Divisional Playoff appearance vs. Denver (1/4/98) after being ruled out of bounds on an apparent three-yard TD catch earlier in the quarter.

**College:** In three seasons at California, played in 33 games catching 89 passes for 1,302 yards (14.6 avg.) with eight touchdowns ... Also saw action in 82 career contests (16 starts) as a member of the Cal basketball squad, averaging 6.4 points and 4.3 rebounds per game ... Flourished under the offense of then-Cal head coach and current San Francisco 49ers head coach Steve Mariucci

as a junior in '96 ... Played in 12 games, catching 46 receptions for 699 yards (15.9 avg.) and five TDs ... Became just the second tight end in Cal history to earn first team All-America accolades (David Lewis in '82) ... A first team All-Pac 10 Conference selection ... His 46 catches tied BYU's Itula Mili for the best mark among NCAA tight ends, while his 699 receiving yards were the nation's top mark at that position ... On the basketball court, he helped lead Cal to the Sweet 16 of the NCAA Tournament ... Played in 28 games (six starts), averaging 6.8 points and 4.5 rebounds per game ... Started all three of the club's tourney games in place of injured Pac 10 Player of the Year, Ed Gray and posted a season-high 23 points in Cal's second-round NCAA tournament win over Villanova ... Played in all 11 gridiron games as sophomore, finishing third on the team with 37 receptions for 541 yards (14.6 avg) and two TDs ... Best outing of the year was a 10-catch, 150-yard performance vs. Stanford that included a 23-yard score ... Played in 28 games (seven starts) as a member of the basketball squad, averaging 5.3 points and 4.6 rebounds per game ... Appeared in 10 football games as a freshman reserve, catching eight passes for 62 yards (7.8 avg) with one touchdown ... Played in 26 basketball contests (three starts) as a freshman in basketball, averaging 7.1 points and 3.9 rebounds per game ... Scored a career-high 29 points and posted nine rebounds vs. Washington State ... Majored in Communications at Cal.

**Personal:** A prep sensation in both football and basketball at Huntington Beach High School in Huntington Beach, California ... Caught 62 passes for 945 yards and 13 touchdowns while leading the team to the Southern Section Division III title game as a senior ... Was a first team All-State selection as a tight end and a linebacker ... Orange County & Sunset League Most Valuable Player in basketball as he averaged 22.0 points per game, shooting 65 percent from the field (234 of 365) in his final year ... Was named the Co-Orange County High School Athlete of the Year along with Tiger Woods ... Formed the "Tony Gonzalez Foundation" in '98 which supports the Shadow Buddies program, as well as the Boys and Girls Clubs. Shadow Buddies are smiling dolls given to ill individuals - particularly children and the elderly - in order to help speed their recovery. Gonzalez is the only NFL player or athlete of any kind to have his own Shadow Buddy, which comes complete with a Chiefs hospital gown with "Gonzalez #88" on it. Over 5,500 Tony Gonzalez Shadow Buddies have been distributed in Missouri, Kansas, California, New York, Texas, Hawaii and internationally to date. Expanded his involvement with Shadow Buddies in 2001 by providing 50 "Know Your Buddy Book" kits to schools in Missouri, Kansas and California. This educational program teaches students about the diversity of medical challenges, and encourages kids to increase their compassion and understanding of others' differences ... Had his own "Teddy" Gonzalez Bear in the 2002 Kansas City March of the Teddy Bears, which brought additional awareness to the Shadow Buddies program ... "Flipped the switch" for both Kansas City's Plaza Lights and the Mayor's Christmas Tree in 2001 ... Served as the Chiefs United Way spokesperson in 2000 and 2001 ... Was the NFL Spokesperson for the Susan G. Komen Race for the Cure for Breast Cancer in '99 and 2000 ... Served as a consultant for the movie "Any Given Sunday," an Oliver Stone production ... Appeared on an episode of HBO's "Arli\$\$" during the 2000 off-season ... Has served as a spokesperson for the Midwest Donor Organ Bank ... Served as a spokesperson the U.S. Department of Transportation Safety Campaign and the state of Kansas' School Safety Hotline ... Appeared in a series of "Buckle Up: Football is a Game, Your Life is Not" ads promoting seat belt usage in memory of the late Derrick Thomas ... Named to *Ingram's* prestigious "40 Under 40" list which annually honors Kansas City's most influential and accomplished leaders of business, government and community under 40 years of age, becoming the youngest individual ever named to that list ... Donated 200 flag football uniforms to the Kansas City Boys and Girls Clubs in '99 and was instrumental in helping the club receive a \$75,000 NFL/LISC grant to construct a flag football field in Kansas City's Cleveland Park ... Hosts a weekly television show on KCTV-5 during the season ... Full name: Anthony Gonzalez ... Single, with a son, Nikko (1) ... Splits his time between Overland Park, Kansas and Huntington Beach, California.

 <b>CHIEFS RECORD BOOK</b> <b>MOST RECEPTIONS</b> <b>CAREER</b>		
1.	416	Henry Marshall . . . . . 1976-87
2.	410	Otis Taylor . . . . . 1965-75
3.	391	Chris Burford . . . . . 1960-67
4.	377	Stephone Paige . . . . . 1983-91
5.	369	Kimble Anders . . . . . 1991-00
6.	351	Carlos Carson . . . . . 1980-89
7.	<b>334</b>	<b>Tony Gonzalez . . . . . 1997-01</b>
8.	288	Ed Podolak . . . . . 1969-77
9.	213	Derrick Alexander . . . . . 1998-01
10.	198	Fred Arbanas . . . . . 1962-70

 <b>CHIEFS RECORD BOOK</b> <b>MOST RECEIVING YARDS</b> <b>CAREER</b>		
1.	7,306	Otis Taylor . . . . . 1965-75
2.	6,545	Henry Marshall . . . . . 1976-87
3.	6,360	Carlos Carson . . . . . 1980-89
4.	6,341	Stephone Paige . . . . . 1983-91
5.	5,525	Chris Burford . . . . . 1960-67
6.	<b>3,958</b>	<b>Tony Gonzalez . . . . . 1997-01</b>
7.	3,685	Derrick Alexander . . . . . 1998-01
8.	3,101	Fred Arbanas . . . . . 1962-70
9.	3,014	Willie Davis . . . . . 1991-95
10.	2,829	Kimble Anders . . . . . 1991-00



## GONZALEZ'S NFL STATISTICS



### RECEIVING

Year	Team	G-S	No.	Yds.	Avg.	LG	TD
1997	Kansas City	16-0	33	368	11.2	30	2
1998	Kansas City	16-16	59	621	10.5	32	2
1999	Kansas City	15-15	76	849	11.2	73	11
2000	Kansas City	16-16	93	1,203	12.9	39	9
2001	Kansas City	16-16	73	917	12.8	36	6
<b>Totals</b>		<b>79-63</b>	<b>334</b>	<b>3,958</b>	<b>11.9</b>	<b>73</b>	<b>30</b>

### POSTSEASON

Year	Team	G-S	No.	Yds.	Avg.	LG	TD
1997	Kansas City	1-0	3	26	8.7	12	1
<b>Totals</b>		<b>1-0</b>	<b>3</b>	<b>26</b>	<b>8.7</b>	<b>12</b>	<b>1</b>

**Additional Stats:** Blocked a punt that he returned nine yards vs. San Francisco (11/30/97). Recovered an onside kick for no yards at Philadelphia (9/27/98). Has caught two two-point conversions – one from Elvis Grbac at St. Louis (10/26/97) and one from Trent Green vs. Pittsburgh (10/14/01). Completed a 40-yard pass to Mikhael Ricks at San Diego (11/4/01). Had one carry for nine yards at Jacksonville (12/30/01).

### SINGLE GAME CAREER HIGHS

**Pass Receptions:** 11 at New England (12/4/00) **Touchdowns:** 2 at Baltimore (10/21/99)  
 10 at Denver (9/24/00) vs. Minnesota (12/12/99)  
 vs. Carolina (12/10/00) vs. Pittsburgh (12/18/99)  
**Receiving Yards:** 147 at New England (12/4/00) vs. Buffalo (11/19/00)  
 134 at Oakland (11/5/00) at Jacksonville (12/30/01)  
**Long Reception:** 73 (TD) at Oakland (11/22/98)

**STREAKS AND MILESTONES:** Has started 47 straight contests dating back to a contest vs. Denver (9/19/99). Ranks seventh on the Chiefs career receiving chart with 334 catches and needs 83 more receptions to bypass Henry Marshall (416) for the all-time lead. Needs 18 more catches to overtake Carlos Carson (351) for sixth place, 36 more to move past Kimble Anders for fifth (369), 44 more to eclipse Stephone Paige (377) for fourth, 58 more to surpass Chris Burford (391) and 77 more to go ahead of Otis Taylor (410) for second. Has 3,958 receiving yards to rank sixth in team annals and needs 42 more to reach the 4,000-yard plateau. Ranks seventh in team history with 30 touchdown receptions and needs four more to overtake Marshall (33) and Carson, who are tied for fifth and five more to surpass Fred Arbanas (34) for fourth place. Is third in team history with 46 catches of 20+ yards and needs eight more to overtake Willie Davis (53) for second. Has caught a pass in 20 consecutive games dating back to a game at New England (12/4/00).

### CHIEFS RECORD BOOK MOST RECEPTIONS SEASON

1.	93	Tony Gonzalez	2000
2.	80	Carlos Carson	1983
3.	78	Derrick Alexander	2000
4.	76	Tony Gonzalez	1999
5.	73	Tony Gonzalez	2001

### CHIEFS RECORD BOOK MOST RECEIVING YARDS SEASON

1.	1,391	Derrick Alexander	2000
2.	1,351	Carlos Carson	1983
3.	1,297	Otis Taylor	1966
4.	1,203	Tony Gonzalez	2000
5.	1,110	Otis Taylor	1971

### CHIEFS RECORD BOOK MOST 100-YARD RECEIVING GAMES, SEASON

1.	6	Otis Taylor	1966
		Carlos Carson	1983
		<b>Tony Gonzalez</b>	<b>2000</b>
		Derrick Alexander	2000
5.	4	Chris Burford	1961
		Carlos Carson	1984
		Carlos Carson	1987

### NFL RECORD BOOK MOST 100-YARD RECEIVING GAMES, TE, SEASON

1.	6	Tony Gonzalez – Kansas City	2000
2.	5	Mike Ditka – Chicago	1961
		Pete Retzlaff – Philadelphia	1964
		Pete Retzlaff – Philadelphia	1965
		Kellen Winslow – San Diego	1980
		Kellen Winslow – San Diego	1982
		Ben Coates – New England	1994

## GONZALEZ'S GAME-BY-GAME STATISTICS

### Receiving

#### 1997 - Kansas City Chiefs

Date	Opponent	No.	Yds.	Avg.	LG	TD
8/31	@ Denver	1	22	22.0	22	0
9/8	@ Oakland	2	23	11.5	14	0
9/14	Buffalo	3	34	11.3	19	0
9/21	@ Carolina	0	0	0.0	--	0
9/28	Seattle	1	10	10.0	10	0
10/5	@ Miami	1	21	21.0	21	1
10/16	San Diego	0	0	0.0	--	0
10/26	@ St. Louis	4	53	13.3	20	0
11/3	Pittsburgh	4	56	14.0	30	0
11/9	@ Jacksonville	7	69	9.9	17	0
11/16	Denver	0	0	0.0	--	0
11/23	@ Seattle	4	37	9.3	16	0
11/30	San Francisco	2	19	9.5	17	1
12/7	Oakland	0	0	0.0	--	0
12/15	@ San Diego	3	15	5.0	7	0
12/22	New Orleans	1	9	9.0	9	0

#### Playoffs

1/4	Denver	3	26	8.7	12	1
-----	--------	---	----	-----	----	---

### Receiving

#### 1998 - Kansas City Chiefs

Date	Opponent	No.	Yds.	Avg.	LG	TD
*9/6	Oakland	3	47	15.7	31	0
*9/13	@ Jacksonville	7	67	9.6	16	0
*9/20	San Diego	3	24	8.0	11	0
*9/27	@ Philadelphia	3	31	10.3	15	0
*10/4	Seattle	3	18	6.0	11	0
*10/11	@ New England	2	25	12.5	16	0
*10/26	Pittsburgh	3	49	16.3	31	0
*11/1	N.Y. Jets	4	18	4.5	6	0
*11/8	@ Seattle	2	10	5.0	7	0
*11/16	Denver	4	35	8.8	16	0
*11/22	@ San Diego	1	32	32.0	32	0
*11/29	Arizona	4	32	8.0	19	0
*12/6	@ Denver	4	24	6.0	11	0
*12/13	Dallas	5	65	13.0	18	0
*12/20	@ N.Y. Giants	6	68	11.3	19	1
*12/26	@ Oakland	5	76	15.2	24	1

### Receiving

#### 1999 - Kansas City Chiefs

Date	Opponent	No.	Yds.	Avg.	LG	TD
9/12	@ Chicago	<i>Inactive/Knee</i>				
*9/19	Denver	2	27	13.5	20	0
*9/26	Detroit	7	72	10.3	15	1
*10/3	@ San Diego	7	68	9.7	14	1
*10/10	New England	3	40	13.3	21	0
*10/21	@ Baltimore	4	54	13.5	22	2
*10/31	San Diego	1	4	4.0	4	0
*11/7	@ Indianapolis	3	37	12.3	15	0
*11/14	@ Tampa Bay	6	62	10.3	22	0
*11/21	Seattle	8	62	7.8	15	0
*11/28	@ Oakland	3	90	30.0	73	1
*12/5	@ Denver	5	35	7.0	15	1
*12/12	Minnesota	6	63	10.5	13	2

*12/18	Pittsburgh	6	93	15.5	23	2
*12/26	@ Seattle	9	86	9.6	19	0
*1/2	Oakland	6	56	9.3	19	1

### Receiving

#### 2000 - Kansas City Chiefs

Date	Opponent	No.	Yds.	Avg.	LG	TD
*9/3	Indianapolis	2	34	17.0	26	0
*9/10	@ Tennessee	2	16	8.0	9	0
*9/17	San Diego	4	43	10.8	33	0
*9/24	@ Denver	10	127	12.7	17	1
*10/2	Seattle	3	34	11.3	15	1
*10/15	Oakland	7	100	14.3	22	1
*10/22	St. Louis	5	117	23.4	39	1
*10/29	@ Seattle	8	101	12.6	22	0
*11/5	@ Oakland	9	134	14.9	29	0
*11/12	@ San Francisco	4	46	11.5	13	0
*11/19	Buffalo	9	76	8.4	13	2
*11/26	@ San Diego	0	0	0.0	--	0
*12/4	@ New England	11	147	13.4	29	1
*12/10	Carolina	10	96	9.6	14	1
*12/17	Denver	4	46	11.5	17	0
*12/24	@ Atlanta	5	86	17.2	23	1

### Receiving

#### 2001 - Kansas City Chiefs

Date	Opponent	No.	Yds.	Avg.	LG	TD
*9/9	Oakland	5	81	16.2	23	0
*9/23	N.Y. Giants	5	43	8.6	16	0
*9/30	@ Washington	5	88	17.6	35	1
*10/7	@ Denver	8	129	16.1	35	0
*10/14	Pittsburgh	5	46	9.2	11	0
*10/21	@ Arizona	4	58	14.5	25	0
*10/25	Indianapolis	3	75	25.0	35	1
*11/4	@ San Diego	4	42	10.5	14	0
*11/11	@ N.Y. Jets	5	43	8.6	13	0
*11/25	Seattle	6	71	11.8	26	0
*11/29	Philadelphia	4	28	7.0	14	0
*12/9	@ Oakland	4	51	12.8	24	1
*12/16	Denver	3	53	17.7	36	0
*12/23	San Diego	2	22	11.0	16	0
*12/30	@ Jacksonville	8	78	9.8	14	2
*1/6	@ Seattle	2	9	4.5	9	0

\*Indicates Games Started

### GONZALEZ'S 100-YARD

#### RECEIVING GAMES (7)

Date	Opponent	No.	Yds.	Avg.	LG	TD
9/24/00	@ Denver	10	127	12.7	17	1
10/15/00	Oakland	7	100	14.3	22	1
10/22/00	St. Louis	5	117	23.4	39	1
10/29/00	@ Seattle	8	101	12.6	22	0
11/5/00	@ Oakland	9	134	14.9	29	0
12/4/00	@ New England	11	147	13.4	29	1
10/7/01	@ Denver	8	129	16.1	35	0



### NFL RECORD BOOK MOST RECEPTIONS TE, SEASON



- 96 Ben Coates - Patriots . . . . . 1994
- 95 Todd Christensen - Raiders . . . . . 1986
- 93 Tony Gonzalez - Chiefs . . . . . 2000**
- 92 Todd Christensen - Raiders . . . . . 1983
- 89 Kellen Winslow - Chargers . . . . . 1980
- 89 Ozzie Newsome - Browns . . . . . 1983, '84



### NFL RECORD BOOK MOST RECEIVING YARDS TE, SEASON



- 1,290 Kellen Winslow - Chargers . . . . . 1980
- 1,247 Todd Christensen - Raiders . . . . . 1983
- 1,205 Jackie Smith - Cardinals . . . . . 1967
- 1,203 Tony Gonzalez - Chiefs . . . . . 2000**
- 1,174 Ben Coates - Patriots . . . . . 1994
- 1,172 Kellen Winslow - Chargers . . . . . 1983



### GONZALEZ VS. HALL OF FAME TIGHT ENDS BY CAREER RECEIVING TOTALS



Player	Teams, Years	Games	No.	Yds.	Avg.	TDs
Ozzie Newsome	Cleveland, 1978-90	198	662	7,980	12.1	47
Kellen Winslow	San Diego, 1979-87	109	541	6,741	12.5	45
Jackie Smith	St. Louis, 1963-77; Dallas, 1978	210	480	7,918	16.5	40
Mike Ditka	Chicago, 1961-66; Philadelphia, 1967-68; Dallas, 1969-72	158	427	5,812	13.6	43
<b>Tony Gonzalez</b>	<b>Kansas City, 1997-01</b>	<b>79</b>	<b>334</b>	<b>3,958</b>	<b>11.9</b>	<b>30</b>
John Mackey	Baltimore, 1963-71; San Diego, 1972	139	331	5,236	15.8	38

### GONZALEZ VS. HALL OF FAME TIGHT ENDS BY CAREER PER-GAME AVERAGES

Player	Teams, Years	Games	No.	Yds.	Avg.	TDs
Kellen Winslow	San Diego, 1979-87	109	5.0	61.8	12.5	0.41
<b>Tony Gonzalez</b>	<b>Kansas City, 1997-01</b>	<b>79</b>	<b>4.2</b>	<b>50.1</b>	<b>11.9</b>	<b>0.38</b>
Ozzie Newsome	Cleveland, 1978-90	19	3.3	40.3	12.1	0.24
Jackie Smith	St. Louis, 1963-77; Dallas 1978	210	2.3	37.7	16.5	0.19
John Mackey	Baltimore, 1963-71; San Diego, 1972	139	2.4	37.7	15.8	0.27
Mike Ditka	Chicago, 1961-66; Philadelphia, 1967-68; Dallas, 1969-72	158	2.7	36.8	13.6	0.27

### GONZALEZ VS. HALL OF FAME TIGHT ENDS FIRST FIVE NFL SEASONS

Player	Team, Years	Games	No.	Yds.	Avg.	TDs
1. Kellen Winslow	San Diego, 1979-83	64	344	4,513	13.1	35
<b>2. Tony Gonzalez</b>	<b>Kansas City, 1997-01</b>	<b>79</b>	<b>334</b>	<b>3,958</b>	<b>11.9</b>	<b>30</b>
3. Mike Ditka	Chicago, 1961-65	70	284	4,049	14.3	32
4. Ozzie Newsome	Cleveland, 1978-82	73	262	3,599	13.7	23
5. Jackie Smith	St. Louis, 1963-67	70	217	3,765	17.4	20
6. John Mackey	Baltimore, 1963-67	70	202	3,461	17.1	28



### GONZALEZ VS. ACTIVE PRO BOWL TIGHT ENDS, FIRST FIVE NFL SEASONS



Player	Teams, Years	Games	No.	Yds.	Avg.	TDs
<b>1. Tony Gonzalez</b>	<b>Kansas City, 1997-01</b>	<b>79</b>	<b>334</b>	<b>3,958</b>	<b>11.9</b>	<b>30</b>
2. Shannon Sharpe	Denver, 1990-94	79	250	3,066	12.3	17
3. Ken Dilger	Indianapolis, 1995-99	77	182	2,300	12.6	14
4. Frank Wycheck	Washington, 1993-94; Houston/Tennessee, 1995-97	66	179	1,898	10.6	12
5. Chad Lewis	Philadelphia, 1997-98, 1999-01; St. Louis, 1998-99	61	130	1,339	10.3	16
6. Wesley Walls	San Francisco, 1989-91; New Orleans, 1994-95	78	106	1,167	11.0	9
7. Bubba Franks	Green Bay, 2000-01	32	70	685	9.8	10
8. Byron Chamberlain	Denver, 1995-00; Minnesota, 2001	58	50	681	13.6	2
9. Duane Carswell	Denver, 1994-98	61	34	269	7.9	1

#### 40TH FACT

LB Sherrill Headrick is the only player in Chiefs history to block two punts in a single game, doing it in a 52-21 win vs. Denver (12/8/63).



#### 40TH FACT

The Chiefs first regular season game in Kansas City was a 28-7 victory vs. Houston (10/6/63) at Municipal Stadium.





**GONZALEZ VS. THE NFL**  
**1997-01**  
**(REGULAR SEASON)**



Team	G-S	No.	Yds.	Avg.	YPG	LG	TD	100-Yard Games
Arizona	2-2	8	90	11.3	45.0	25	0	0
Atlanta	1-1	5	86	17.2	86.0	23	1	0
Baltimore	1-1	4	54	13.5	54.0	22	2	0
Buffalo	2-1	12	110	9.2	55.0	19	2	0
Carolina	2-1	10	96	9.6	48.0	14	1	0
Chicago	0-0	0	0	0.0	--	--	0	0
Cincinnati	0-0	0	0	0.0	--	--	0	0
Cleveland	0-0	0	0	0.0	--	--	0	0
Dallas	1-1	5	65	13.0	65.0	18	0	0
Denver	10-8	41	498	12.1	49.8	36	2	2
Detroit	1-1	7	72	10.3	10.3	15	1	0
Green Bay	0-0	0	0	0.0	--	--	0	0
Indianapolis	3-3	8	146	18.3	18.3	35	1	0
Jacksonville	3-2	22	214	9.7	71.3	17	2	0
Kansas City	0-0	0	0	0.0	--	--	0	0
Miami	1-0	1	21	21.0	21.0	21	1	0
Minnesota	1-1	6	63	10.5	63.0	13	2	0
New England	3-3	16	212	13.3	70.7	29	1	1
New Orleans	1-0	1	9	9.0	9.0	9	0	0
N.Y. Giants	2-2	11	111	10.1	55.5	19	1	0
N.Y. Jets	2-2	9	61	6.8	30.5	13	1	0
Oakland	10-8	44	658	15.0	65.8	73	5	2
Philadelphia	2-2	7	59	8.4	29.5	15	0	0
Pittsburgh	4-3	18	244	13.6	61.0	31	2	0
St. Louis	2-1	9	170	18.9	85.0	31	1	1
San Diego	10-8	25	250	10.0	25.0	33	1	0
San Francisco	2-1	6	65	10.8	32.5	17	1	0
Seattle	10-8	46	438	9.5	43.8	26	1	1
Tampa Bay	1-1	6	62	10.3	62.0	22	0	0
Tennessee	1-1	2	16	8.0	16.0	9	0	0
Washington	1-1	5	88	17.6	88.0	35	1	0
<b>Totals</b>	<b>79-63</b>	<b>334</b>	<b>3,958</b>	<b>11.9</b>	<b>50.1</b>	<b>73</b>	<b>30</b>	<b>7</b>



**CHIEFS RECORD BOOK**  
**MOST RECEPTIONS**  
**TE, CAREER**



1. 334 Tony Gonzalez, . . . . . 1997-01
2. 198 Fred Arbanas, . . . . . 1962-70
3. 163 Walter White, . . . . . 1975-79
4. 135 Jonathan Hayes, . . . . . 1985-93
5. 113 Keith Cash, . . . . . 1992-96



**CHIEFS RECORD BOOK**  
**MOST RECEIVING YARDS**  
**TE, CAREER**



1. 3,958 Tony Gonzalez, . . . . . 1997-01
2. 3,101 Fred Arbanas, . . . . . 1962-70
3. 2,396 Walter White, . . . . . 1975-79
4. 1,541 Jonathan Hayes, . . . . . 1985-93
5. 1,046 Keith Cash, . . . . . 1992-96



**CHIEFS RECORD BOOK**  
**MOST RECEPTIONS**  
**TE, SEASON**




1. 93 Tony Gonzalez, . . . . . 2000
2. 76 Tony Gonzalez, . . . . . 1999
3. 73 Tony Gonzalez, . . . . . 2001
4. 59 Tony Gonzalez, . . . . . 1998
4. 48 Walter White, . . . . . 1977



**CHIEFS RECORD BOOK**  
**MOST YARDS GAINED**  
**TE, SEASON**



1. 1,203 Tony Gonzalez, . . . . . 2000
2. 917 Tony Gonzalez, . . . . . 2001
3. 849 Tony Gonzalez, . . . . . 1999
3. 808 Walter White, . . . . . 1976
4. 686 Fred Arbanas, . . . . . 1964



## TRENT GREEN

QUARTERBACK - 6-3 - 217

INDIANA

TRADE - ST. LOUIS (2001)

NFL: 9 (2ND WITH CHIEFS)

BORN: JULY 9, 1970

CEDAR RAPIDS, IOWA

GP/GS: (40/35) PLAYOFFS: (0/0)



**Pro Career:** Highly-talented triggerman of the Chiefs offense returns for his second season with Kansas City in 2002 ... Joined the club on April 20th of 2001 when he was acquired after lengthy trade negotiations with St. Louis ... Kansas City consummated the deal for Green just hours before the start of the 2001 NFL Draft the next day, landing the talented passer on the western side of the Show Me State after a two-year stint on Missouri's eastern bank in St. Louis ... The Chiefs received Green along with the first of the Rams two selections in the fifth round (150th overall - used by Kansas City on RB Derrick Blaylock) in exchange for Kansas City's first-round selection (12th overall - used by St. Louis on DT Damione Lewis) ... Polished, poised, professional and popular are perhaps the best descriptors to capture the essence of this highly-affable and highly-coveted signal-caller ... A charismatic figure in both the Arrowhead locker room and the Kansas City community, Green embarks upon his ninth NFL season and his second in the Red and Gold in 2002 ... Enters this season hoping to build on a strong finish to the 2001 campaign which saw Kansas City win three of its final four contests as the club finished fifth in the NFL in both total (354.6 ypg) and passing offense (229.1 ypg) ... In terms of individual performance, concluded his debut season in Kansas City with 523 pass attempts and 3,783 aerial yards, both of which ranked as the third-highest single-season tallies in team annals ... His 296 completions were fourth on the club's seasonal passing chart, while his 51 passes of 20 or more yards were the second-highest tally by a Chiefs QB since the team began keeping that stat in '90 ... After previous pro stints in San Diego ('93), Washington ('95-98) and St. Louis ('99-00), the Chiefs hope Green's fourth NFL stop will be both a long and prosperous stay, as well as his final stop of his pro football journey ... Was reunited with head coach Dick Vermeil and assistant head coach/offensive coordinator Al Saunders in Kansas City and seeks to continue the offensive progress the club made a year ago ... Born in Cedar Rapids, Iowa (the same city where current Rams starting QB Kurt Warner attended high school), Green spent the majority of his youth in Missouri, prepping at Vianney High School in Kirkwood, Missouri just outside of St. Louis ... Started all 16 contests for the first time in his career a year ago, completing a remarkable comeback odyssey which began following a devastating knee injury that cost him the entire '99 regular season and his starting job in St. Louis ... What was envisioned to be a happy homecoming to Missouri for Green in '99 took a painful turn shortly after he inked with the Rams as an unrestricted free agent from Washington on February 16th of '99 ... Was poised to lead St. Louis as that club's starting QB in '99, but his hopes for the year were dashed before the start of the regular season ... In just his third appearance with the Rams in the '99 preseason vs. San Diego (8/28), suffered a devastating knee injury when he tore the ACL, MCL and lateral meniscus in his left knee ... While the Rams would recover from Green's loss and complete a remarkable march to Super Bowl XXXIV with Warner at the club's helm, Green spent two seasons overcoming lingering effects of injuries ... Came back to play in eight games with five starts for St. Louis in 2000, but those injuries did require further surgery prior to his arrival in Kansas City ... Thanks in large part to a vigorous rehabilitation regiment, was able to join the club for training camp a year ago after being forced to sit out the bulk of the club's off-season work ... Is well-versed in the Chiefs offensive scheme which came from St. Louis along with Vermeil and Saunders ... Saunders was schooled in this offensive philosophy during his days working in San Diego's "Air Coryell" offense in the '80s, while Green's hands-on familiarity with this high-octane offensive framework dates back to his time with both Washington and St. Louis ... With the Redskins was tutored by the likes of current Miami offensive coordinator Norv Turner who was Washington's head coach at the time, as well as current Rams head coach Mike Martz who served as the Redskins quarterbacks coach and was the head coach in St. Louis in 2000 with Saunders serving as the Rams associate head coach/wide receivers coach ... Is a seemingly perfect fit for this scheme which puts more of a premium on accuracy and precision than sheer arm strength ... Displayed that passing precision by recording two of the top three single-game completion percentage marks in Kansas City history a year ago ... Also ranked second in the NFL with a 12.78 yards-per-completion average, trailing only Warner, who produced a 12.88 mark ... During his last campaign with the Rams in 2000,

led the NFC with a 101.8 efficiency rating which is a testament to the quick-witted decision making this offense demands ... Has seen action in 40 regular season NFL contests with 35 starts ... Has completed 719 of 1,273 (56.5%) of his passes for 9,287 yards with 56 touchdowns and 40 interceptions, good for an 81.3 rating ... Boasts an impressive 4.4 career TD percentage ... Has also rushed 97 times for 344 yards (3.5 avg.) with three TDs ... Has a 14-21 (.400) record as an NFL starter (6-8 with Washington, 2-3 with St. Louis and 6-10 with Kansas City) ... Owns eight career 300-yard passing games, including three last season with Kansas City, in addition to three with St. Louis in 2000 and two with Washington in '98 ... Had a brief, two-week stint on the roster of the CFL's British Columbia Lions in '94 ... Originally entered the league as an eighth-round draft pick (222nd overall) by the Chargers in the '93 NFL Draft. **At Kansas City (2001):** Started all 16 games, completing 296 of 523 passes (56.6%) for 3,783 yards with 17 TDs and 24 INTs, good for a 71.1 rating ... Added 35 rushes for 158 yards (4.8 avg.) ... His 523 attempts and 3,783 passing yards both ranked as the third-highest single-season total in Chiefs history, while his 296 completions ranked fourth in team annals ... His 3,783 passing yards ranked third in the AFC and sixth in the NFL ... Tied for second in the AFC and seventh in the NFL with 51 passes of 20+ yards, the second-highest seasonal total in KC annals, just four shy of the team record of 55 in 2000 ... Completed 67 of 132 passes for 903 yards on third down with five TDs and three INTs, good for a 76.0 rating to rank eighth in the AFC ... Connected on 112 of 161 passes (69.6%) for 1,498 yards with seven TDs and six INTs in the club's six victories, good for a 97.8 rating. That rating would have led the AFC and ranked second in the NFL behind Kurt Warner of St. Louis (101.4) ... Completed 60.0% of his passes or better in five of KC's six victories ... Averaged an AFC-best 12.78 yards per completion ... Was fourth in the AFC and seventh in the NFL with a 7.23 yards-per-attempt average ... Completed a pair of two-point conversion passes to tie Randy Duncan and Len Dawson for the most in a season by a Chiefs QB ... Made his first start in a Chiefs uniform vs. Oakland (9/9), hitting 16 of 37 passes for 222 yards with a TD and an INT, getting his initial completion on a one-yard pass to himself on a batted ball. Also rushed four times for 11 yards, including a 12-yard scramble on a key fourth-and-10 play in the fourth quarter ... Completed 17 of 34 passes for 184 yards with one INT vs. the N.Y. Giants (9/23) and he also rushed three times for 17 yards ... Connected on 21 of 26 passes for 307 yards with three TDs at Washington (9/30), marking his sixth career 300-yard game and his first as a member of the Chiefs. Compiled a 154.3 QB rating, just four points shy of a "perfect" 158.3 rating. In addition, his 80.77 completion percentage was the third-best single-game mark in Chiefs history ... Completed 25 of 40 passes for 283 yards with four INTs (all by Deltha O'Neal) at Denver (10/7) ... Connected on 16 of 33 passes for 127 yards with one INT vs. Pittsburgh (10/14) and threw a two-point conversion pass to TE Tony Gonzalez ... Completed 21 of 44 passes for 352 yards with one TD and two INTs at Arizona (10/21), marking his seventh career 300-yard outing and his second of the season ... Connected on 22 of 43 passes for 324 yards with three TDs and three INTs, good for a 70.3 QB rating vs. Indianapolis (10/25). Rushed three times for 19 yards and converted a two-point play on the ground ... Completed 13 of 25 passes for 146 yards with an INT at San Diego (11/4) ... Connected on 16 of 31 passes for 143 yards with a TD and three INTs at the N.Y. Jets (11/14) ... Completed 16 of 26 passes for 256 yards vs. Seattle (11/25), good for a 94.4 rating ... Was true on 21 of 35 throws for 213 yards with a TD and an INT vs. Philadelphia (11/29) ... Completed 15 of 32 passes for 253 yards with two TDs and an INT at Oakland (12/9), including a season-long 67-yard TD pass to Priest Holmes ... Connected on 17 of 21 passes for 292 yards with a TD and an INT, good for a 114.8 rating vs. Denver (12/16). Completed a 56-yard pass to Marvin Minnis in OT to set up the game-winning FG. His 80.95 completion percentage tied Dave Krieg (at N.Y. Jets on 11/29/92) for the top single-game mark in Chiefs history ... Completed 19 of 28 passes for 203 yards with a TD and two INTs vs. San Diego (12/23), guiding the the Chiefs to a 25-20 victory, marking the third time he led the team to a win when trailing or tied in the fourth quarter. Also established season highs with five rushes for 36 yards ... Had a season-high 26 completions on 35 attempts, getting 294 yards with two TDs and two INTs at Jacksonville (12/30), good for a 94.2 rating ... Completed 15 of 33 throws for 184 yards with a TD and an INT at Seattle (1/6/02). **At St. Louis (1999-00):** Played in eight games with five starts with all of that regular season duty coming with the club in 2000 ... Completed 145 of 240 (60.4%) passes for 2,063 yards with 16 touchdowns and five interceptions, good for a 101.8 rating ... Also rushed 20 times for 69 yards and one touchdown ... Compiled in 2-3 record in his five starting efforts. **2000:** Saw duty in eight games (five starts) in place of an injured Kurt Warner ... Completed 145 of 240 passes (60.4%) for 2,063 yards, 16 touchdowns, and five interceptions good for a 101.8 rating ... That 101.8 rating topped the NFC and was just nine-tenths of a point behind Denver's Brian Griese (102.9), who led the league ... Did not play in first four games of season vs. Denver (9/4), at Seattle (9/10), vs. San Francisco (9/17) and at Atlanta (9/24) and listed as the Rams number two QB behind Warner ... Saw his first regular season action as member of the Rams vs. San Diego (10/1), completing three of four passes for 75 yards and one touchdown, a 48-yard completion to RB Marshall Faulk ... Did not play vs. Atlanta (10/15) ... Entered the game in third quarter vs. Kansas City (10/22) after Warner left the contest with a broken finger. Completed 15 of 21 passes, good for season-high completion percentage (71.4) to go with 205 yards with three touchdowns and one interception. Connected on scoring passes of 31 yards to TE

Roland Williams, as well as 22-yard and four-yard TD passes to WR Isaac Bruce ... Made his first start in a St. Louis uniform the following week at San Francisco (10/29), registering his third career 300-yard passing game. Completed 22 of 39 passes for 310 yards and two touchdowns ... Started vs. Carolina (11/5) completing a season-high 29 of 42 passes for a career-high 431 yards and two touchdowns, good for an 118.3 passer rating. Those 431 yards were the seventh-highest single-game passing mark in the NFL on the year. ... Started at the N.Y. Giants (11/12), tying a career high by throwing four touchdown passes (one yard to Williams, five yards to WR Torry Holt, eight yards to WR Ricky Proehl and 34 yards to Bruce) after completing 27 of 45 passes (60.0%) for 272 yards and rushing for an 18-yard score ... Started his fourth straight game vs. Washington (11/20), completing 23 of 38 passes for 366 yards with two TDs and firing a season-long 64-yard pass to Holt in second quarter ... Started vs. New Orleans (11/26), hitting the mark on 20 of 41 passes for 289 yards with TD passes of 35 yards to Az-Zahir Hakim and 19 yards to Proehl ... Played in second half of regular season finale at New Orleans (12/24) after Warner left the contest with concussion and completed six of 10 passes for 115 yards. Led the Rams to a pair of pair of scoring drives in a 26-21 victory which propelled St. Louis into the playoffs ... Did not play in the NFC Wild Card game at New Orleans (12/30) the following week. **1999:** Missed entire regular season after tearing ACL, MCL and lateral meniscus in left knee in the third preseason game vs. San Diego (8/28) when he was tackled by SS Rodney Harrison ... Completed 28 of 32 passes for 406 yards with two touchdowns in three preseason contests, good for a 126.8 rating ... His completion percentage of 87.5 was highest among NFL quarterbacks who had at least 30 attempts in the preseason. **At Washington (1995-98):** Played in 16 games with 14 starts in two seasons with the Redskins ... Completed 278 of 510 passes for 3,441 yards with 23 touchdowns and 11 INTs, good for an 81.6 rating ... Produced a 6-8 record as a starter for the Redskins with all of those opening nods coming in '98, **1998:** Saw action in 15 games (14 starts), completing 278 of 509 passes (54.6%) with a career-high 23 touchdowns and 11 interceptions ... His 509 pass attempts are still third most in Redskins history, trailing only Jay Schroeder (541 in '86) and Brad Johnson (519 in '99) ... Led Washington to a 6-3 record over the final nine games of the year ... Stepped in for an injured Gus Frerotte at the N.Y. Giants (9/6), hitting on 17 of 25 passes for 208 yards and two touchdowns ... Made his first NFL start following week vs. San Francisco (9/14), completing 14 of 25 passes for 201 yards and one touchdown ... Completed 27 passes on a career-high 54 attempts for 383 yards at Seattle (9/20) ... Launched a career-long 75-yard TD pass to WR Michael Westbrook vs. Denver (9/27) ... Only game he did not see action in came at Minnesota (10/18) ... Completed 21 of 31 passes for 225 yards with one TD pass and scored his first rushing touchdown on a one-yard run vs. the N.Y. Giants (11/1) ... Started vs. Arizona (11/22), completing a career-high 30 of 49 passes for 382 yards establishing a career high with four touchdowns (15, 12 and 11 yards to Westbrook and a 16-yarder to WR Leslie Shepherd), as well as a two-yard rushing touchdown ... Started at Carolina (12/13), completing 23 of 42 passes for 257 yards and two touchdowns in a 28-25 win ... Guided the club to a 20-16 win at Tampa Bay (12/19) with the deciding margin coming on a 15-yard TD pass to Stephen Alexander in the fourth quarter ... Had 223 yards in a season-ending 23-7 loss at Dallas (12/27). **1997:** Saw duty in one game, attempting one pass ... Served as the third quarterback for the first 15 games of the season ... Saw his first regular season NFL game action vs. Philadelphia (12/21) with his lone pass attempt falling incomplete. **1996:** Was listed as the third QB for all 16 regular season games and did not see game action. **1995:** Did not take a regular season snap the entire season as Washington's third quarterback. **Canadian Football League (1994):** Signed with British Columbia of the Canadian Football League on October 28th of '94 ... Dressed for two games, but did not see any action and was subsequently released on November 10th. **At San Diego (1993):** Earned a spot on San Diego's roster as the club's third quarterback ... Was inactive for all 16 games after joining the club as an eight-round (222nd overall) draft choice.

**College:** Finished his collegiate career at Indiana near the top of virtually every major passing category ... Completed 421 of 755 passes for 5,400 yards with 23 TDs and 32 INTs ... At the time of his graduation, ranked second on the Hoosiers career charts in pass attempts and completions, while coming in third all-time in passing yardage, career total offensive yardage (5,916) and total offensive plays (1,060) ... His 23 TD passes ranked fifth at the time, as well ... Also gained 516 yards rushing and scored 20 rushing touchdowns, making him just him one of just 10 players in Indiana history with 20 or more career TDs ... Saw duty in 10 games as a senior in '92, completing 154 of 278 passes (55.4%) for 1,780 yards with seven TDs and 10 INTs ... Set single-season school records for yards passing (2,627) and yards of total offense (2,829) as junior in '91, marks subsequently surpassed by Antwaan Randle El ... Also set career highs in touchdown passes (13) and rushing touchdowns (11) as a junior ... Finished his junior year by completing 200 of 339 passes with 12 TDs and 14 INTs, good for a 59.0 completion percentage which still ranks second on Indiana's single-season passing chart ... Guided the Hoosiers to 24-0 victory over Baylor in the Copper Bowl that season ... Connected on 60 of 128 pass attempts for 934 yards with four TDs and seven INTs as a sophomore in '90 after hitting on seven of 10 attempts for 59 yards as a freshman in '89 ... Graduated from Indiana with degree in Business.

**Personal:** A three-time All-Conference and All-District choice in football at Vianney High in Kirkwood, Missouri ... Completed 114 passes for 1,458 yards and 14 touchdowns as a senior ... Was also twice named team MVP in basketball after averaging 20.0 ppg and once scoring 40 in a contest ... Enjoys playing basketball, golfing, hunting and fishing ... Established the "Trent Green Family Foundation" in '99 to support organizations such as Children's Miracle Network, Kansas City's Children's Mercy Hospital, St. Louis Children's Hospital and Guardian Angel Settlement ... The foundation is funding a Child Life position to oversee the Star Bright Program at Kansas City's Children's Mercy Hospital ... The Green family made large donation to St. Louis Children's Hospital to fund the Star Bright Room at that hospital ... The 2002 Trent Green Golf Classic benefitted the Niles Home for Children, providing two vans for the home ... Served as 2002 spokesperson for the Special Olympics Car Raffle promotion with Grant Wistrom of the St. Louis Rams ... Also kicked off the Special Olympics Torch Run in Kansas City ... The Greens have been benefactors of and regular visitors at Ronald McDonald Houses dating back to their days in Washington ... Full name: Trent Jason Green ... Married, wife Julie with two sons, T.J. (5) and Derek (3) ... The Greens reside in Leawood, Kansas.



### GREEN'S NFL STATISTICS



#### PASSING

Year	Team	G-S	Att.	Comp.	Yds.	Comp.		TD		INT		LG	Rating
						Pct.	Yds.	Att.	Pct.	INT	Pct.		
1993	San Diego	0-0	0	0	0	0.0	0.00	0	0	0	0.0	--	0.0
1995	Washington	0-0	0	0	0	0.0	0.00	0	0	0	0.0	--	0.0
1996	Washington	0-0	0	0	0	0.0	0.00	0	0	0	0.0	--	0.0
1997	Washington	1-0	1	0	0	0.0	0.00	0	0	0	0.0	--	0.0
1998	Washington	15-14	509	278	3,441	54.6	6.76	23	4.5	11	2.2	75	81.8
1999	St. Louis	0-0	0	0	0	0.0	0.00	0	0	0	0.0	--	0.0
2000	St. Louis	8-5	240	145	2,063	60.4	8.60	16	6.7	5	2.1	64	101.8
2001	Kansas City	16-16	523	296	3,783	56.6	7.20	17	3.3	24	4.6	67	71.1
<b>Totals</b>		<b>40-35</b>	<b>1,273</b>	<b>719</b>	<b>9,287</b>	<b>56.5</b>	<b>7.30</b>	<b>56</b>	<b>4.4</b>	<b>40</b>	<b>3.1</b>	<b>75</b>	<b>81.3</b>

#### RUSHING

Year	Team	No.	Yds.	Avg.	LG	TD
1993	San Diego	0	0	0.0	--	0
1995	Washington	0	0	0.0	--	0
1996	Washington	0	0	0.0	--	0
1997	Washington	0	0	0.0	--	0
1998	Washington	42	117	2.8	13	2
1999	St. Louis	0	0	0.0	--	0
2000	St. Louis	20	69	3.5	18	1
2001	Kansas City	35	158	4.5	16	0
<b>Totals</b>		<b>97</b>	<b>344</b>	<b>3.5</b>	<b>18</b>	<b>3</b>

**Additional Stats:** Caught one pass for one yard vs. Oakland (9/9/01). Completed a two-point conversion to Tony Gonzalez vs. Pittsburgh (10/14/01). Ran for a two-point conversion vs. Indianapolis (10/25/01).

#### SINGLE GAME CAREER HIGHS

<b>Pass Attempts:</b> 54 at Seattle (9/20/98)	<b>Interceptions:</b> 4 at Denver (10/7/01)
<b>Pass Completions:</b> 30 vs. Arizona (11/22/98)	<b>Long Pass:</b> 75 vs. Denver (9/27/98)
<b>Completion Percentage:</b> 80.95 vs. Denver (12/16/01)	<b>Rushing Attempts:</b> 6 at N.Y. Giants (11/12/00)
<b>Passing Yards:</b> 431 vs. Carolina (11/5/00)	<b>Rushing Yards:</b> 54 at N.Y. Giants (11/12/00)
<b>TD Passes:</b> 4 at N.Y. Giants (11/12/00)	<b>Rushing TDs:</b> 1, three times, last at N.Y. Giants (11/12/00)
vs. Arizona (11/22/98)	<b>Long Run:</b> 18 at N.Y. Giants (11/12/00)

**STREAKS & MILESTONES:** Has a 14-21 record (.400) as an NFL starter (6-8 with Washington, 2-3 with St. Louis and 6-10 with Kansas City). Completed his first pass in a Chiefs uniform to himself vs. Oakland (9/9/01). Has 3,783 passing yards and needs 728 more yards to bypass Todd Blackledge (4,510) for 10th position on the Chiefs career passing chart; 1,137 yards to overtake Cotton Davidson (4,919) for ninth; 1,550 to move past Steve Fuller (5,333) for eighth; 1,645 to pass Joe Montana (5,427) for seventh and 2,707 more yards to move ahead of Steve Bono (2,707) for sixth.

## GREEN'S GAME-BY-GAME PASSING

1993 – San Diego Chargers (Did Not Play)

1994 – British Columbia Lions (CFL)

1995 – Washington Redskins (Did Not Play)

1996 – Washington Redskins (Did Not Play)

### 1997 – Washington Redskins

Date	Opponent	Att.	Comp.	Yds.	Comp.%	TD	INT	Sack/Lost	Rating	Result
12/20	Philadelphia	1	0	0	0.0	0	0	0/0		L 7-15

### 1998 – Washington Redskins

Date	Opponent	Att.	Comp.	Yds.	Comp.%	TD	INT	Sack/Lost	Rating	Result
9/6	@ N.Y. Giants	25	17	208	68.0	2	0	3.0/17.0	120.1	L 24-31
*9/14	San Francisco	25	14	201	56.0	1	1	4.0/19.0	78.9	L 10-45
*9/20	@ Seattle	54	27	383	50.0	2	2	3.0/14.0	70.2	L 14-24
*9/27	Denver	31	19	252	61.3	1	2	3.0/17.0	70.6	L 16-38
*10/5	Dallas	29	13	193	44.8	1	1	4.0/29.0	64.3	L 10-31
*10/11	@ Philadelphia	21	12	115	57.1	0	1	4.0/30.0	52.5	L 12-17
10/18	@ Minnesota				<i>Did Not Play</i>					L 7-41
*11/1	N.Y. Giants	31	21	225	67.7	1	0	4.0/29.0	99.4	W 21-14
*11/8	@ Arizona	33	17	183	51.5	1	0	3.0/16.0	78.1	L 27-29
*11/15	Philadelphia	33	14	169	42.4	1	0	4.0/31.0	68.8	W 28-3
*11/22	Arizona	49	30	382	61.2	4	1	5.0/29.0	104.6	L 42-45
*11/29	@ Oakland	31	16	224	51.6	3	0	3.0/15.0	107.6	W 29-19
*12/6	San Diego	37	18	235	48.6	2	1	2.0/23.0	75.8	W 24-20
*12/13	@ Carolina	42	23	257	54.8	2	0	1.0/8.0	89.3	W 28-25
*12/19	Tampa Bay	33	16	191	48.5	1	1	5.0/55.0	64.1	W 20-16
*12/27	@ Dallas	35	21	223	60.0	1	1	1.0/11.0	76.2	L 7-23

### 1999 – St. Louis Rams (Injured Reserve/Knee)

#### 2000 – St. Louis Rams

Date	Opponent	Att.	Comp.	Yds.	Comp.%	TD	INT	Sack/Lost	Rating	Result
9/4	Denver				<i>Did Not Play</i>					W 41-36
9/10	@ Seattle				<i>Did Not Play</i>					W 37-34
9/17	San Francisco				<i>Did Not Play</i>					W 41-34
9/24	@ Atlanta				<i>Did Not Play</i>					W 41-20
10/1	San Diego	4	3	75	75.0	1	0	0.0/0.0	156.3	W 57-31
10/15	Atlanta				<i>Did Not Play</i>					W 45-29
10/22	@ Kansas City	21	15	205	71.4	3	1	2.0/14.0	121.8	L 34-54
*10/29	@ San Francisco	39	22	310	56.4	2	1	2.0/12.0	88.4	W 34-24
*11/5	Carolina	42	29	431	69.0	2	0	5.0/36.0	118.3	L 24-27
*11/12	@ N.Y. Giants	45	27	272	60.0	4	1	2.0/16.0	97.8	W 38-24
*11/20	Washington	38	23	366	60.5	2	1	6.0/22.0	99.5	L 20-33
*11/26	New Orleans	41	20	289	48.8	2	1	6.0/38.0	78.5	L 24-31
12/3	@ Carolina				<i>Did Not Play</i>					L 3-16
12/10	Minnesota				<i>Did Not Play</i>					W 40-29
12/18	@ Tampa Bay				<i>Did Not Play</i>					L 35-38
12/24	@ New Orleans	10	6	115	60.0	0	0	1.0/7.0	100.0	W 26-21
<b>Playoffs</b>										
12/30	@ New Orleans				<i>Did Not Play</i>					L 28-31

#### 2001 – Kansas City Chiefs

Date	Opponent	Att.	Comp.	Yds.	Comp.%	TD	INT	Sack/Lost	Rating	Result
*9/9	Oakland	37	16	222	43.2	1	1	1.0/3.0	60.9	L 24-27
*9/23	N.Y. Giants	34	17	184	50.0	0	1	1.0/6.0	54.0	L 3-13
*9/30	@ Washington	26	21	307	80.8	3	0	1.0/1.0	154.3	W 45-13
*10/7	@ Denver	40	25	283	62.5	0	4	4.0/28.0	44.1	L 6-20
*10/14	Pittsburgh	33	16	127	48.5	0	1	4.0/21.0	45.9	L 17-20
*10/21	@ Arizona	44	21	352	47.7	1	2	1.0/12.0	63.8	L 16-24
*10/25	Indianapolis	43	22	324	51.2	3	3	3.0/10.0	70.3	L 28-35
*11/4	@ San Diego	25	13	146	52.0	0	1	2.0/16.0	53.1	W 25-20
*11/11	@ N.Y. Jets	31	16	143	51.6	1	3	3.0/19.0	35.5	L 7-27
*11/25	Seattle	26	16	256	61.5	0	0	3.0/11.0	94.4	W 19-7
*11/29	Philadelphia	35	21	213	60.0	1	1	2.0/5.0	75.1	L 10-23
*12/9	@ Oakland	32	15	168	46.9	2	1	3.0/10.0	81.9	L 26-28
*12/16	Denver	21	17	292	81.0	1	1	5.0/33.0	114.8	W 26-23 OT
*12/23	San Diego	28	19	203	67.9	1	2	1.0/0.0	71.0	W 20-17
*12/30	@ Jacksonville	35	26	294	74.3	2	2	2.0/21.0	94.2	W 30-26
*1/6	@ Seattle	33	15	184	45.5	1	1	3.0/2.0	60.7	L 18-21

\*Indicates Games Started



### GREEN'S 300-YARD PASSING GAMES (8)



Date	Opponent	Att.	Comp.	Yards	TDs	INTs	Result
*9/20/98	@ Seattle	54	27	383	2	2	L, 14-24
*11/22/98	Arizona	49	30	382	4	1	L, 42-45
#10/29/00	San Francisco	39	22	310	2	1	W, 34-24
#11/5/00	Carolina	42	29	431	2	0	L, 24-27
#11/20/00	Washington	38	23	366	2	1	L, 20-33
†9/30/01	@ Washington	26	21	307	3	0	W, 45-13
†10/21/01	@ Arizona	44	21	352	1	2	L, 16-24
†10/25/01	Indianapolis	43	22	324	3	3	L, 28-35

\*with Washington #with St. Louis †with Kansas City



### GREEN'S FOURTH-QUARTER COMEBACKS (6)



Date	Opponent	Fourth Quarter Score	Result
*12/6/98	San Diego	17-20	W, 24-20
*12/19/98	Tampa Bay	7-16	W, 20-16
#10/29/00	@ San Francisco	24-24	W, 34-24
†11/4/01	@ San Diego	19-20	W, 25-20
†12/16/01	Denver	23-23	W, 26-23 OT
†12/23/01	San Diego	10-14	W, 20-17

\*with Washington #with St. Louis †with Kansas City



### CHIEFS RECORD BOOK MOST PASSES ATTEMPTED SEASON



- 603 Bill Kenney ..... 1983
- 547 Elvis Grbac ..... 2000
- 523 Trent Green** ..... **2001**
- 520 Steve Bono ..... 1995
- 499 Elvis Grbac ..... 1999



### CHIEFS RECORD BOOK MOST COMPLETIONS SEASON



- 346 Bill Kenney (603 att.) ..... 1983
- 326 Elvis Grbac (547 att.) ..... 2000
- 299 Joe Montana (493 att.) ..... 1994
- 296 Trent Green (523 att.)** ..... **2001**
- 294 Elvis Grbac (499 att.) ..... 1999



### CHIEFS RECORD BOOK MOST PASSING YARDS SEASON



- 4,348 Bill Kenney ..... 1983
- 4,169 Elvis Grbac ..... 2000
- 3,783 Trent Green** ..... **2001**
- 3,444 Steve DeBerg ..... 1990
- 3,389 Elvis Grbac ..... 1999



### CHIEFS RECORD BOOK MOST 20+ YARD PASSES SEASON



- 55 Elvis Grbac ..... 2000
- 51 Trent Green** ..... **2001**
- 45 Steve DeBerg ..... 1990
- 44 Dave Krieg ..... 1992
- 40 Joe Montana ..... 1994



### CHIEFS RECORD BOOK HIGHEST COMPLETION PCT. GAME



- 80.95 D. Krieg vs. NYJ (17-21) . . . 11/29/92
- 80.95 **T. Green vs. DEN (17-21)** . . . 12/16/01
- 80.77 T. Green vs. WAS (21-26)** . . . 9/30/01
- 79.17 L. Dawson vs. PIT (19-24) . . . 11/15/70
- 78.26 S. Bono vs. SEA (18-23) . . . . . 9/3/95



### NFL LEADERS YARDS PER COMPLETION 2001



- 12.88 Kurt Warner ..... St. Louis
- 12.78 Trent Green** ..... **Kansas City**
- 12.76 Chris Chandler ..... Atlanta
- 12.69 Steve McNair ..... Tennessee
- 12.49 Brett Favre ..... Green Bay



## DANTE HALL

WIDE RECEIVER - 5-8 - 187

TEXAS A&M

DRAFT (NO. 5A - 2000)

NFL: 3 (3RD WITH CHIEFS)

BORN: SEPTEMBER 1, 1978

LUFKIN, TEXAS

GP/GS: (18/0) PLAYOFFS: (0/0)



**Pro Career:** Shifty third-year performer who is unquestionably one of the speediest players on the Kansas City squad ... Is listed as a wide receiver, but is a true triple-threat performer who can make a difference as a receiver, runner or return man ... Captured the club's punt and kickoff return duties a year ago and should continue to handle those chores once again ... Enjoyed a solid debut in that role a year ago, particularly in terms of kickoff returns ... His 43 KO returns were the third-highest seasonal total in team annals, while his 969 KO return yards were the fourth-highest single-season tally in Chiefs history ... In addition to his return duties, is expected to make a push for more playing time on offense in 2002 ... Can line up in the backfield or split out, making him a candidate to become more involved in third-down situations ... Worked with the club's receiving corps during the off-season where he is expected to take snaps during training camp ... Is an elusive runner with breakaway speed and a natural pass catcher, a combination which the Chiefs believe will be a potent mix for defenders once he hits the open field ... Joins a growing list of NFL Europe alumni playing in the NFL after spending the spring of 2001 playing for the Scottish Claymores ... Has seen duty in 18 regular season contests, taking snaps on offense in five games ... Owns 60 kickoff returns for 1,327 yards (22.1 avg.) with a long of 71 to go along with 38 punt returns for 272 yards (7.2 avg.) with a long of 26 ... Has two rushes for 10 yards, as well ... Already ranks fourth on the Chiefs career KO return yardage chart and can bypass Noland Smith (1,822) for third with 496 more yards ... Is also just 905 yards shy of overtaking Dave Grayson (2,231) for second place ... His 60 KO returns are the sixth-best tally in franchise history with Jeff Smith (62), Anthony Hancock (64) and Noland Smith (68) looming just ahead ... Needs 25 more kickoff runbacks to move past Grayson (84) for second place in that category, as well ... Was selected by the Chiefs in the fifth round (153rd overall) of the 2000 draft. **2001:** Appeared in 13 games as the club's return specialist and took snaps in five games on offense ... Registered 43 kickoff returns for 969 yards to finish ninth in the AFC with a 22.5-yard average ... Those 43 kickoff returns were the third-highest tally in team history, while his 969 kickoff ranked fourth ... Returned 32 punts for 235 yards (7.3 avg.) and had two rushes for 10 yards ... Ran back punts and kickoffs for the club in the season's initial five games ... Returned a career-high four punts for 27 yards including a career-long 26-yarder at Denver (10/7) ... Was inactive vs. Pittsburgh (10/14), at Arizona (10/21) and vs. Indianapolis (10/25) with a shoulder injury he suffered vs. the Broncos ... Returned to the lineup as the club's return man at San Diego (11/4) and remained there for the final eight games of the year ... Registered his first career NFL carry for six yards at the N.Y. Jets (11/11) ... Tied a career high with four punt returns for 24 yards vs. Seattle (11/25) ... Had five KO returns for a career-high 131 yards with a long of 59 yards vs. Philadelphia (11/29), as well as one rush for four yards ... Returned three kickoffs for 106 yards including a career-long 71 yard return at Oakland (12/9). That kickoff return was the longest by a Chief since Tamarick Vanover had a 77-yarder vs. Denver (11/16/97). Also tied a career-high with four punt returns for 26 yards ... Had a career-high six KO returns for 108 yards vs. Denver (12/16) ... Took back five KOs for 122 yards at Jacksonville (12/30). **NFL Europe (2001):** Played in nine games with nine starts for the Scottish Claymores ... Missed one game with a groin injury ... Ranked sixth in the NFL Europe with 34 receptions and was eighth with 462 yards for five scores ... Led the league with 26 kickoff returns for 635 yards (24.4 avg.) and was second in punt returns with 15 for 177 yards (11.8 avg.) ... Finished second in NFL Europe with 1,286 combined net yards. **2000:** Played on special teams in five games, returning 17 KOs for 358 yards (21.1 avg.) and six punts for 37 yards (6.2 avg.) ... Was inactive for the first three games due to a back injury ... Made his NFL debut at Denver (9/24), returning five KOs for 108 yards (21.6 avg.) ... Returned three KOs for 81 yards (27.0 avg.), including a 35-yarder vs. Seattle (10/2) ... Took back three KOs for 84 yards (28.0 avg.), including a season-long 36-yarder vs. Oakland (10/15) ... Returned two KOs for 24 yards vs. St. Louis (10/22) ... Took back four KOs for 61 yards at Seattle (10/29) ... Was inactive for the final eight games of the season.

**College:** Finished his career at Texas A&M with 4,707 all-purpose yards, the second-highest tally in school history, trailing only Darren Lewis, who racked up 5,138 yards from '87-90 ... Also ranked second in Aggies history with 943 career punt return yards ... Established the Texas A&M single-season punt return record with 573 yards on 43 runbacks (13.3 avg.) as a freshman in '96 ... Saw action in 43 career games (25 starts), registering 522 rushing attempts for 2,818 yards (5.4 avg.) and 22 TDs ... Those 2,818 rushing yards rank seventh in school history ... Finished his career with eight 100-yard rushing contests ... Also caught 22 passes for 260 yards ... Had 78 career punt returns for 943 yards (12.1 avg.) and two TDs ... Returned 32 kickoffs for 686 yards (21.4 avg.), as well ... Final collegiate tally showed 654 total touches for 4,707 yards and 24 TDs ... Appeared in six games, starting four contests before being ruled ineligible for the remainder of the season in '99 ... Finished the year with 53 carries for 179 yards (3.4 avg.) and a pair of touchdowns ... Added five receptions for 59 yards (11.8 avg.) ... Produced 134 yards on 11 punt returns (12.2 avg.) and 34 yards on three kickoff returns (11.3 avg.) ... Played in all 13 games, starting nine contests his junior year in '98 ... Led the team in rushing with 243 carries for 1,024 yards (4.2 avg.) and eight touchdowns ... Caught six passes for 92 yards (15.3 avg.) ... Returned eight kickoffs for 172 yards (21.5 avg.) and had seven punt returns for 28 yards (4.0 avg.) ... Played in 12 games with 11 starts as a sophomore ... Led the team with 134 carries for 973 yards (7.3 avg.) and nine touchdowns ... His 7.3 yards-per-carry average established a school season-record ... Grabbed eight passes for 97 yards (12.1 avg.) ... Gained 208 yards with a score on 17 punt returns and had 156 yards on seven kickoff returns (22.3 avg.) ... Played in all 12 games with one start as a redshirt freshman ... Ranked third on the team with 92 carries for 642 yards (7.0 avg.) and three touchdowns ... Set school season-records with 43 punt returns for 573 yards (13.3 avg.) and a score ... Added 324 yards on 14 kickoff returns (23.1 avg.) and 12 yards on three catches (4.0 avg.) ... Amassed 212 all-purpose yards vs. North Texas ... Majored in Sociology at Texas A&M.

**Personal:** An All-America selection as a senior at Nimitz High School in Houston, Texas ... Despite playing in only seven games due to a knee injury as a senior, still rushed for over 900 yards that year ... Full name: Damieon Dante Hall ... Single ... Resides in Overland Park, Kansas.

HALL'S NFL STATISTICS												
		RUSHING						RECEIVING				
Year	Team	G-S	No.	Yds.	Avg.	LG	TD	No.	Yds.	Avg.	LG	TD
2000	Kansas City	5-0	0	0	0.0	--	0	0	0	0.0	--	0
2001	Kansas City	13-0	2	10	5.0	6	0	0	0	0.0	--	0
<b>Totals</b>		<b>18-0</b>	<b>2</b>	<b>10</b>	<b>5.0</b>	<b>6</b>	<b>0</b>	<b>0</b>	<b>0</b>	<b>0.0</b>	<b>--</b>	<b>0</b>
		PUNT RETURNS						KICKOFF RETURNS				
Year	Team	No.	Yds.	Avg.	LG	TD	No.	Yds.	Avg.	LG	TD	
2000	Kansas City	6	37	6.2	22	0	17	358	21.1	36	0	
2001	Kansas City	32	235	7.3	26	0	43	969	22.5	71	0	
<b>Totals</b>		<b>38</b>	<b>272</b>	<b>7.2</b>	<b>26</b>	<b>0</b>	<b>60</b>	<b>1,327</b>	<b>22.1</b>	<b>71</b>	<b>0</b>	

#### SINGLE GAME CAREER HIGHS

**Rushing Attempts:** 1 at N.Y. Jets (11/11/01)      **Long Punt Return:** 26 at Denver (10/7/01)  
vs. Philadelphia (11/29/01)      **Kickoff Returns:** 6 vs. Denver (12/16/01)  
**Rushing Yards:** 6 at N.Y. Jets (11/11/01)      **Kickoff Return Yards:** 131 vs. Philadelphia  
(11/29/01)  
**Punt Returns:** 4 at Denver (10/7/01)      **Long Kickoff Return:** 71 at Oakland (12/9/01)  
vs. Seattle (11/25/01)      59 vs. Philadelphia (11/29/01)  
at Oakland (12/9/01)  
**Punt Return Yards:** 47 at Denver (10/7/01)

**STREAKS & MILESTONES:** Ranks fourth in Chiefs history with 1,327 kickoff return yards, needing 496 more to overtake Noland Smith (1,822) for third and 905 more to bypass Dave Grayson (2,231) for second. Ranks sixth in Chiefs history with 60 kickoff returns. Needs 25 more to bypass Grayson (84) for second place.

CHIEFS RECORD BOOK	
MOST KO RETURN YARDS CAREER	
1. 5,099	Tamarick Vanover ..... 1995-99
2. 2,231	Dave Grayson ..... 1961-64
3. 1,822	Noland Smith ..... 1967-69
4. 1,327	Dante Hall ..... 2000-01
5. 1,309	Abner Haynes ..... 1960-64

CHIEFS RECORD BOOK	
MOST KO RETURN YARDS SEASON	
1. 1,308	Tamarick Vanover ..... 1997
2. 1,148	Noland Smith ..... 1967
3. 1,095	Tamarick Vanover ..... 1995
4. 969	Dante Hall ..... 2001
5. 956	Tamarick Vanover ..... 1998



**CHIEFS RECORD BOOK**  
**MOST KICKOFF RETURNS**  
**CAREER**



1. 212 Tamarick Vanover . . . . . 1995-99
2. 84 Dave Grayson . . . . . 1961-64
3. 68 Noland Smith . . . . . 1967-69
4. 64 Anthony Hancock . . . . . 1982-86
5. 62 Jeff Smith . . . . . 1985-86
6. 60 Dante Hall . . . . . 2000-01



**CHIEFS RECORD BOOK**  
**MOST KICKOFF RETURNS**  
**SEASON**



1. 51 Tamarick Vanover . . . . . 1997
2. 44 Tamarick Vanover . . . . . 1999
3. 43 **Dante Hall** . . . . . 2001
- Tamarick Vanover . . . . . 1995
5. 41 Noland Smith . . . . . 1967
- Tamarick Vanover . . . . . 1995



**COREY HARRIS**

**CORNERBACK - 5-10 - 187**

**NORTH ALABAMA**  
**FREE AGENT - 2001**

**NFL: 2 (2ND WITH CHIEFS)**

**BORN: NOVEMBER 28, 1976**

**JACKSONVILLE, FLORIDA**

**GP/GS: (10/1) PLAYOFFS: (0/0)**



**Pro Career:** A talented cornerback who is making his second trip to River Falls with the club in 2002 . . . Is expected to provide depth to the secondary as a contributor in the nickel and dime packages . . . Originally signed with the Chiefs on July 11th, but was among the teams final players released on September 2nd prior to the season . . . Rejoined the team on September 18th of 2001 and spent the final 15 games on the active roster . . . Came to Kansas City a year ago after spending portions of two seasons with New Orleans . . . Has seen action in 10 regular season games (one start), collecting two passes defended and three special teams tackle . . . Honed his skills with the Rhein Fire of NFL Europe in the spring of 2001 where he collected 40 tackles, seven passes defended and two interceptions . . . Played in the first three games (one start) of the 2000 season with New Orleans before being waived on September 20th of 2000 . . . Added to the Saints 53-man roster on December 17th of '99 after being signed to the practice squad on October 27th . . . Originally joined the practice squad on September 6th, but was let go from the developmental squad on September 28th . . . Attended training camp with the Saints in '99 before being released on September 5th . . . Originally signed as a rookie free agent with the Saints on May 20th of '99. **At Kansas City (2001):** Played in four games on special teams, recording two tackles and a fumble recovery . . . Was inactive for 11 games . . . Released in the club's final cut, but resigned on September 18th . . . Was inactive vs. the N.Y. Giants (9/23), at Washington (9/30), at Denver (10/7) and vs. Pittsburgh (10/14) . . . Recovered a fumble on the kickoff coverage team in his first appearance in a Chiefs uniform at Arizona (10/21) . . . Made a tackle on special teams and downed a punt on the two-yard line vs. Indianapolis (10/25) . . . Recorded a tackle on the kickoff and punt coverage units at San Diego (11/4) . . . Was inactive at the N.Y. Jets (11/11), vs. Seattle (11/25), vs. Philadelphia (11/29), at Oakland (12/9), vs. Denver (12/16), vs. San Diego (12/23) and at Jacksonville (12/30) . . . Played on the punt coverage team at Seattle (1/6/02). **NFL Europe (2001):** Saw action with the Rhein Fire . . . Finished fifth on the team with 40 tackles (35 solo) . . . Added seven passes defended and four special teams tackles. **At New Orleans (1999-00):** Saw action in six games (one start) with the Saints . . . Recorded two passes defended and a special teams tackle during his two seasons in New Orleans. **2000:** Started the first game of the season before playing in the next two games as a reserve . . . Had a special teams tackle . . . Started vs. Detroit (9/3) and saw reserve action at San Diego (9/10) and at Seattle (9/17) . . . Waived on September 20th. **1999:** Began the year on the Saints practice squad . . . Was promoted to the active roster on December 17th and saw action in the final three games of the season . . . Played on special teams at Baltimore (12/19) . . . Had a pass defended vs. Dallas (12/24) and at Carolina (1/2/00).

**College:** Played his final two years of college at North Alabama after starting his college career at The Citadel . . . Started all 22 games at North Alabama recording 95 tackles (69 solo), a tackle for loss (-5.0 yards), eight interceptions (279 yards), 27 passes defended and a fumble recovery . . .

Returned 18 kickoffs for 540 yards (30.0 average) with one touchdown and 25 punts for 278 yards (10.9 avg.) ... As a senior he recorded 41 tackles, four interceptions (82 yards), 13 passes defended and a tackle for loss ... Returned 18 kickoffs for 540 yards (30.0 avg.) with a touchdown to go along with 14 punt returns for 86 yards and a touchdown ... Collected 54 tackles, four interceptions (197 yards), 14 passes defended and a fumble recovery in '97 ... Returned 11 punts for 187 yards (17.0 avg.) ... Made 121 tackles and an interception during his two seasons at The Citadel ... Also wrestled as a freshman for the Bulldogs ... Majored in Physical Education at North Alabama.

**Personal:** An All-Georgia selection at Northside High School in Warner-Robins, Georgia, where he played cornerback and wide receiver ... An All-Georgia selection in wrestling who won the '95 state championship ... Full name: Corey Alan Harris ... Single with a son, Jalen (4) ... Resides in Independence, Missouri.

		HARRIS' NFL STATISTICS											
Year	Team	G-S	INTERCEPTIONS				TACKLES			FUMBLES		PASSES	SP. TM
			No.	Yds.	LG	TD	Solos	Asst.	Total	Rec.	For.	Defensed	Tackles
1999	New Orleans	3-0	0	0	--	0	0	0	0	0	0	2	0
2000	New Orleans	3-1	0	0	--	0	0	0	0	0	0	0	1
2001	Kansas City	4-0	0	0	--	0	0	0	0	0	0	0	2
<b>Totals</b>		<b>10-1</b>	<b>0</b>	<b>0</b>	<b>--</b>	<b>0</b>	<b>0</b>	<b>0</b>	<b>0</b>	<b>0</b>	<b>0</b>	<b>2</b>	<b>3</b>

**Additional Stats:** Recovered a fumble on special teams at Arizona (10/21/01).



## SHAUNARD HARTS

**SAFETY - 5-11 - 207**

**BOISE STATE**

**DRAFT (NO. 7A - 2001)**

**NFL: 1 (1ST WITH CHIEFS)**

**BORN: AUGUST 4, 1978**

**PITTSBURG, CALIFORNIA**

**GP/GS: (3/0) PLAYOFFS: (0/0)**



**Pro Career:** Athletic young safety entering his second training camp with Kansas City in 2002 ... After spending the first 13 weeks of the 2001 regular season on the Chiefs developmental squad, joined the club's 53-man roster and saw action in the club's final three contests a year ago ... Continues to develop his defensive skills after spending his first two collegiate seasons at split end and tailback ... Emerged late last season as a valuable playmaker on special teams ... Saw duty in three games as a rookie, registering a pair of stops on the kicking game ... Will be expected to bring youth and depth to the Chiefs secondary as he competes for an increased role on defense and special teams in 2002 ... Benefited greatly last season under the tutelage of the Chiefs safety corps of Jerome Woods, Greg Wesley and Jason Belser ... A physical tackler who switched to the defensive side of the ball after beginning his college career on offense ... Joined the Chiefs as the first of the club's two picks in the seventh round (212th overall) of the 2001 NFL Draft. **2001:** Played in three games on special teams, recording two tackles ... Was added to the 53-man roster on December 23rd after spending the first 13 weeks of the season on the practice squad ... Saw his first action in a Chiefs uniform on the kickoff coverage and return teams vs. San Diego (12/23), making his first career NFL tackle on special teams ... Recorded a special teams tackle at Jacksonville (12/30) ... Appeared on the kickoff and punt coverage units at Seattle (1/6/02).

**College:** Saw duty in 43 games (22 starts) during his four seasons at Boise State ... Started his career as a split end before being moved to tailback for his sophomore campaign, then switched to safety before his junior season ... Recorded 145 tackles (85 solo), 21.0 tackles for loss (-97.0 yards), 12.0 sacks (-70.0 yards), seven passes defended and forced four fumbles ... Started all 11 games of his senior season, registering 81 tackles (46 solo), 7.0 sacks (-48.0 yards), 13.0 tackles behind the line (-66.0 yards), two interceptions (39 yards) with one TD and six passes defended to earn first team All-

Big West Conference selection ... Switched to defense in '99 and started 10 games at safety ... Recorded 64 tackles (39 solo), 8.0 tackles behind the line (-31.0 yards), 5.0 sacks (-22.0 yards), caused four fumbles, three quarterback pressures and a pass defended ... Rushed 90 times for 406 yards (4.5 avg.) and three touchdowns as a sophomore in '98 ... Caught 31 passes for 449 yards (14.5 avg.) and three touchdowns from '97-98 ... Also returned 21 kickoffs for 361 yards (17.2 avg.) in '98 ... Caught 19 passes for 203 yards (10.7 average) and two touchdowns ... Returned 21 kickoffs for 361 yards (17.2 average) ... Appeared in 11 games (one start) as a reserve wide receiver as a freshman in '97 ... Caught 12 passes for 246 yards (20.5 avg.) and a touchdown ... Was redshirted in '96 and served on the scout team as a receiver ... Majored in Social Science at Boise State.

**Personal:** Was an All-Bay Valley Area League selection as a senior at Pittsburg High School in Pittsburg, California ... Lettered three times as a receiver ... Caught 36 passes for 686 yards and seven touchdowns in his final season ... Also lettered three times in both track and basketball ... Has seven brothers and five sisters ... Full name: Shaunard Trudell Harts ... Single ... Resides in Independence, Missouri.



## AHMAD HAWKINS

**CORNERBACK - 5-10 - 185**

**VIRGINIA**

**FREE AGENT (2001)**

**NFL: 1 (1ST WITH CHIEFS)**

**BORN: DECEMBER 10, 1978**

**HAMPTON, VIRGINIA**

**GP/GS: (0/0) PLAYOFFS: (0/0)**



**Pro Career:** Free agent cornerback signed by the Chiefs on January 14th of this year after spending the final two contests of 2001 on the club's practice squad ... Entering his initial training camp in Kansas City in 2002 ... Will work as a reserve in the secondary and will need to contribute on special teams to earn a roster spot ... Spent the offseason playing for the Berlin Thunder of NFL Europe ... Attended training camp with the Falcons in 2001, but was released on August 27th ... Originally entered the NFL as a rookie free agent with Atlanta in 2001. **NFL Europe (2002):** Started 10 games at right cornerback for the Berlin Thunder ... Produced 26 tackles (22 solos), four interceptions (42 yards) with a 37-yard TD, 13 passes defended and two special teams tackles ... Returned 11 punts for 28 yards (2.5 avg.) ... His four INTs ranked second in NFLEL ... A member of the Berlin squad that claimed a 26-20 World Bowl victory vs. the Rhein Fire (6/22).

**College:** Versatile player who made the switch from a starter at wide receiver as a junior to a starter at cornerback as a senior at Virginia ... Named second team All-State by the Roanoke Times as a senior ... Had 35 receptions for 466 yards (13.3 avg.) with four touchdowns as a Cavalier ... Started 12 games as a senior, recording 43 tackles (34 solo) ... Led the team with four interceptions ... Caught a career-high 21 passes for 253 yards (12.0 avg.) with a touchdown as a junior ... Majored in Religious Studies at Virginia.

**Personal:** A four-year letterman at Hampton High School in Hampton, Virginia where his team set the national scoring record in '96 ... Finished his career as the school's all-time leading receiver and second in Virginia state history with 2,109 receiving yards ... His 19 receiving touchdowns were the most in Virginia state annals ... A Virginia state champion in the 100 and 200-meters and a member of the 4x200-meter relay team ... Full name: Ahmad Rashad Hawkins ... Single ... Resides in Chesapeake, Virginia.



### CHIEFS VS. THE AFC WEST 1990-01



Team	Record	Pct.
vs. Oakland	17-7	.708
vs. Seattle	17-7	.708
vs. San Diego	17-7	.708
vs. Denver	13-11	.542



### CHIEFS VS. THE AFC WEST 1995-01



Team	Record	Pct.
vs. Denver	9-5	.643
vs. Seattle	9-5	.643
vs. San Diego	9-5	.643
vs. Oakland	8-6	.571



## ERIC HICKS

**DEFENSIVE END - 6-6 - 280**

**MARYLAND**

**FREE AGENT (1998)**

**NFL: 5 (5TH WITH CHIEFS)**

**BORN: JUNE 17, 1976**

**ERIE, PENNSYLVANIA**

**GP/GS: (48/43) PLAYOFFS: (0/0)**



**Pro Career:** Remarkable NFL success story who seemingly overcomes every obstacle thrown his way, whether on or off the field ... Enters his fifth campaign with Kansas City in 2002 and his fourth as the club's starter at left defensive end ... Is one of the cornerstones the Chiefs are building their defensive unit around ... A true talent who gives all-out effort on every snap and is regarded as one of the club's leaders in the locker room ... Is arguably the club's biggest impact performer on the defensive side the ball, owning the ability to single-handedly change the course of a game with a big play ... Has registered 17.5 sacks (-100.5 yards) over the past two seasons, the most over a two-year span since the late Derrick Thomas had 19.0 from '98-99 ... Already has a grand total of 21.5 QB takedowns over his young career, ranking 11th all-time in Chiefs history and can break into the top 10 with 2.0 more ... With 3.5 more sacks in 2002, can become just the eight player in franchise annals with 25.0 or more sacks and requires just 8.0 more to supplant Dan Saleaumua (29.0) for seventh on the club's all-time chart ... Possesses a lethal combination of speed, power and agility ... Is continually adding new moves to his pass-rushing repertoire ... Typically receives extra attention from opposing pass protectors and is adjusting to the double teams he frequently faces ... Started receiving that type of respect from the rest of the league after accumulating 14.0 sacks in just 11 starts during the 2000 campaign ... That sack tally tied as the seventh-highest seasonal mark in Kansas City history, ranking third in the AFC and sixth in the NFL last season ... Became just the fourth Chiefs player to ever top the 14.0-sack mark, joining the elite company of the late Derrick Thomas ('90, '92), Neil Smith ('92-93) and Art Still ('80, '84) ... Was also named to *USA Today's* All-Joe team for his efforts in 2000, a honor which is bestowed annually to the league's top blue-collar performers ... Received second team All-Pro honors from *Football Digest*, as well ... Has enjoyed a remarkable rise to his present status as one of the league's most promising young pass rushers after initially coming to the Chiefs as a relatively obscure and undersized rookie free agent in '98 ... Became the only rookie free agent to make the club's Opening Day roster in '98 ... Packed on plenty of muscle mass the following off-season after weighing in with the Chiefs at 261 pounds ... With that extra bulk, quickly rose through the ranks the following year ... Earned the starting spot at left defensive end in '99 after John Browning was lost for the year with an injury in training camp ... Won that starting job despite learning during camp in River Falls that his infant daughter Shayla was diagnosed as having a severe heart condition. Eventually left camp for a brief time to be with his wife and daughter as Shayla underwent open-heart surgery ... With Shayla given a clean bill of health in 2000, entered his second season as a starter only to be faced with his own medical obstacle ... Was off to a phenominal start to the 2000 campaign, getting 7.0 sacks in the Chiefs first six games, only to be felled by a right knee sprain vs. St. Louis (10/22/00) ... That injury was diagnosed as a condition which would keep him out of the lineup a minimum of six weeks, but returned to the Chiefs lineup just four games later vs. Buffalo (11/19/00) ... Rebounded from that temporary setback to start the final four games of the year ... Has the ability to get sacks in big bunches, owning eight career multi-sack contests ... Is particularly effective at Arrowhead, where seven of those eight multi-sack efforts have come ... In total, has racked up 16.5 of his 21.5 career sacks (76.7%) in front of the home crowd ... Has registered 7.0 of his sacks against San Diego, by far his highest total against any single opponent ... Also has shown a penchant for producing big plays in prime time contests ... Racked up a career-high 3.0 sacks in a 24-17 Monday Night Football win vs. Seattle (10/2/00) and got his first NFL score on a pivotal 44-yard fumble return in the fourth quarter of a 31-28 win vs. Minnesota (12/12/99) in a Sunday night contest ... Has spent his entire pro career with Bob Karmelowicz serving as his defensive line coach, who he is quick to credit for much of his success ... Has seen action in 48 career regular season games with 43 starts ... All of those starts have come over the past three years after appearing in three games on special teams for the Chiefs in '98 ... Has racked up 224 tackles (109 solo), 21.5 sacks (-125.5 yards), five forced fumbles and four fumble recoveries, one of which he returned for a 44-yard TD ... Owns 85 QB pressures and five passes defended, as well ... Had a forced fumble and two tackles in three games of special teams action as a rookie ... Originally entered the NFL with the Chiefs as a rookie free agent out of Maryland in '98. **2001:** Started all 16 games at left DE for

the second time in his career ... Led the defensive line and ranked fifth on the team with a career-high 93 tackles (45 solo) ... Was second on the team with 3.5 sacks (-27.5 yards) ... Added seven tackles for loss, a fumble recovery, three forced fumbles and a pass defended ... Recorded three tackles and a pair of QB pressures vs. Oakland (9/9) ... Produced six tackles, a forced fumble and a QB pressure vs. the N.Y. Giants (9/23) ... Registered five tackles and two QB pressures at Washington (9/30) ... Recorded nine tackles at Denver (10/7) ... Amassed seven tackles and 1.5 sacks (-12.5 yards) of Kordell Stewart vs. Pittsburgh (10/14) ... Made six tackles and two QB pressures at Arizona (10/21) ... Collected six tackles, a tackle for loss and recovered a Peyton Manning fumble vs. Indianapolis (10/25) ... Tallied four tackles, one tackle for loss, a QB pressure and a sack (-6.0 yards) of Drew Brees, forcing a fumble on the play at San Diego (11/4) ... Registered five tackles at the N.Y. Jets (11/11) ... Produced seven tackles and a sack (-9.0 yards) of Matt Hasselbeck vs. Seattle (11/25) ... Racked up seven tackles vs. Philadelphia (11/29) ... Recorded four tackles, a pass defended and a QB pressure at Oakland (12/9) ... Totaled seven tackles, a QB pressure and forced a Terrell Davis fumble vs. Denver (12/16) ... Collected three tackles with one behind the line vs. San Diego (12/23) ... Tallied nine tackles and a QB pressure at Jacksonville (12/30) ... Registered five tackles including one behind the line at Seattle (1/6/02). **2000:** Played in 13 games at left DE with 11 starts, missing three games due to a knee injury ... Selected to *USA Today's* All-Joe team and was a second team All-Pro pick of *Football Digest* ... Led the team and was third in the AFC (sixth in the NFL) with a career-best 14.0 sacks (-73.0 yards) ... Also ranked third on the squad with 33 QB pressures and added a pair of passes defended ... Became just one of four players in team history to record 14.0 or more sacks in a season, joining the late Derrick Thomas ('90, '92), Neil Smith ('92-93) and Art Still ('80, '84) ... Had five multi-sack games ... Registered 61 tackles (35 solo), 41 QB pressures, two passes defended and a fumble recovery ... Produced 7.0 sacks in the season's first six games ... Tallied six tackles, three QB pressures and a sack of Peyton Manning (-6.0 yards) vs. Indianapolis (9/3) ... Had five QB pressures, a sack of Steve McNair (-4.0 yards) and seven tackles (four solo) at Tennessee (9/10) ... Registered his third career 2.0-sack game vs. San Diego (9/17) with 2.0 sacks (-15.0 yards) on Moses Moreno ... Recorded seven tackles, four QB pressures and recovered a Rod Smith fumble at Denver (9/24) ... Enjoyed a monster night on Monday Night Football vs. Seattle (10/2), producing a career-high 3.0 sacks (-23.0 yards) of Jon Kitna and added a personal-best six QB pressures. Those 3.0 sacks were the most in a game by a Chief since Thomas had 6.0 vs. Oakland (9/6/98) ... Posted five tackles and four QB pressures vs. Oakland (10/15) ... Totaled three tackles and four QB pressures vs. St. Louis (10/22) before leaving the game in the third quarter with a right knee sprain ... Saw reserve action at left DE vs. Buffalo (11/19) after missing the last three games with a knee injury suffered vs. St. Louis (10/22), recording six tackles (four solo) and one QB pressure ... Saw reserve action at left DE at San Diego (11/26), posting 2.0 sacks (-7.0 yards) of Ryan Leaf and one QB pressure ... Produced three tackles, two QB pressures, a sack (-5.0 yards) of Drew Bledsoe and one pass defended at New England (12/4) ... Tallied six QB pressures and 2.0 sacks (-4.0 yards) of Steve Beuerlein vs. Carolina (12/10) ... Amassed 2.0 sacks (-9.0 yards) of Gus Ferrette, one QB pressure and a pass defended vs. Denver (12/17) ... Had six tackles and two QB pressures at Atlanta (12/24). **1999:** Opened all 16 games at left DE, recording 70 tackles (29 solo), 4.0 sacks (-25.0 yards), 33 QB pressures, one forced fumble, two fumble recoveries, one of which he returned 44 yards for a TD and two passes defended ... Made his first career start posting four tackles and two QB pressures at Chicago (9/12) ... Had four QB pressures and one pass defended at San Diego (10/3), forcing QB Jim Harbaugh to leave the game in the first quarter ... Posted four tackles and a career-high five QB pressures vs. New England (10/10) ... Recorded six tackles and two QB pressures at Baltimore (10/21) ... Tallied the first 2.0 sacks of his career (-14.0 yards) on Harbaugh vs. San Diego (10/31) ... Collected eight tackles at Indianapolis (11/7) ... Posted a career-high 10 tackles (five solo) and his first career fumble recovery off Trent Dilfer at Tampa Bay (11/14) ... Forced a Jon Kitna fumble vs. Seattle (11/21), setting up a Chiefs FG ... Had a team-high nine tackles and a pair of QB pressures at Oakland (11/28) ... Had three QB hurries at Denver (12/5) ... Scooped up a Jeff George fumble forced by Derrick Thomas and outran Randy Moss and Robert Smith to the end zone for a 44-yard TD to get his first NFL score vs. Minnesota (12/12) ... Had three QB pressures and a pass defended vs. Pittsburgh (12/18) ... Collected six tackles and three QB pressures at Seattle (12/26) ... Posted six tackles, four QB pressures and 2.0 sacks of Rich Gannon vs. Oakland (1/2/00). **1998:** Appeared in three games, claiming two special teams tackles and a forced fumble on special teams ... Listed as inactive for 13 contests, sitting out the season's first eight games and the club's final five contests ... Saw the first action of his pro career, playing on special teams at Seattle (11/8) ... Saw action on special teams and recovered a fumble on a Rashaan Shehee kickoff return vs. Denver (11/16) ... Forced a Latario Rachal fumble on a punt return and recorded two special teams tackles at San Diego (11/22).

**College:** Played in 41 career games at the University of Maryland, starting 22 of those contests ... Posted 147 tackles (107 solo), 9.5 sacks, 26 tackles for loss, three forced fumbles, two fumble recoveries and three passes defended ... Saw action in all 11 contests with seven starts as a senior in '97, opening six games at right defensive end and one at left end. Concluded the year with 42 tackles (31 solo), 1.5 sacks, five tackles for loss, a fumble recovery, a forced fumble and one pass break-up ... Played in all 11 games with five starts as a junior in '96 ... Finished the year with 43 tackles (29 solo) ... Added 4.0 sacks and 15 stops for loss ... Played in all 11 games with 10 starts as a sophomore ...

Collected 44 tackles (35 solo), 3.0 sacks, six tackles for loss, three passes defended and a fumble recovery ... Played in eight games with one start as a true freshman in '94, collecting 18 tackles (12 solo), 1.0 sack and two forced fumbles ... Majored in Criminology and Criminal Justice at Maryland.

**Personal:** Recorded a team-high 68 tackles and 6.0 sacks as a senior at Mercyhurst High School in Erie, Pennsylvania ... Full name: Eric David Hicks ... Married, wife Erica, with a daughter Shayla (3) ... Toughest member of the Hicks family may be Shayla who was born with a heart condition that required numerous surgeries when she was just an infant ... After spending several months at Children's Mercy Hospital in '99, she has been healthy and the prognosis is good for her to remain that way ... Formed the "The Hicks for Hearts Foundation" in 2001. The mission of Hicks' foundation is to support children and the families of children with congenital heart defects. In addition, it is their goal to assist these families in the healing process and enable additional research in the area of juvenile heart defects working in conjunction with hospitals, research agencies and other health care organizations ... Also serves as a spokesperson for the American Heart Association and is an honorary Chairman for their annual "Walk-A-Thon" ... Is a spokesperson for the Midwest Donor Organ Bank and the March of Dimes, as well ... The Hicks family resides in Overland Park, Kansas.



### HICKS' NFL STATISTICS



Year	Team	TACKLES				FUMBLES		SACKS	QB	PASS	SP. TEAM
		G-S	Solos	Asst.	Total	Rec.	For.	No./Yds.	Press.	Def.	Tackles
1998	Kansas City	3-0	0	0	0	0	1	0.0/0.0	0	0	2
1999	Kansas City	16-16	29	41	70	2	1	4.0/25.0	33	2	0
2000	Kansas City	13-11	35	26	61	1	0	14.0/73.0	41	2	0
2001	Kansas City	16-16	45	48	93	1	3	3.5/27.5	11	1	0
<b>Totals</b>		<b>48-43</b>	<b>109</b>	<b>115</b>	<b>224</b>	<b>4</b>	<b>5</b>	<b>21.5/125.5</b>	<b>85</b>	<b>5</b>	<b>2</b>

**Additional Stats:** Returned a fumble 44 yards for a TD vs. Minnesota (12/12/99).

#### SINGLE GAME CAREER HIGHS

**Tackles:** 10 (five solo) at Tampa Bay (11/14/99) **Forced Fumbles:** 1, five times, last  
**Sacks:** 3.0 vs. Seattle (10/2/00) vs. Denver (12/16/01)  
 2.0, six times, last vs. Denver (12/17/00) **QB Pressures:** 6 vs. Seattle (10/2/00)  
**Fumble Recoveries:** 1, four times, last vs. Carolina (12/10/00)  
 vs. Indianapolis (10/25/01) **Sp. Teams Tackles:** 2 at San Diego (11/22/98)

**STREAKS AND MILESTONES:** Is one of only four players in Chiefs history to record 14.0 or more sacks in a season, joining Derrick Thomas ('90, '92), Neil Smith ('92, '93) and Art Still ('80, '84). Ranks 11th in Chiefs annals with 21.5 career sacks, needing 2.0 more to move ahead of Dan Williams (23.0) for 10th place. Can move ahead of Dan Saleaumua (29.0) for seventh place with 8.0 more sacks.



#### CHIEFS RECORD BOOK MOST SACKS, SEASON



1.	20.0	Derrick Thomas	1990
2.	15.0	Neil Smith	1993
3.	14.5	Art Still	1980
	14.5	Art Still	1984
	14.5	Derrick Thomas	1992
	14.5	Neil Smith	1992
7.	14.0	Eric Hicks	2000



#### HICKS' MULTI-SACK GAMES (8)



No.	Yds.	Quarterback	Opponent
3.0	-23.0	Jon Kitna	Seattle (10/2/00)
2.0	-14.0	Jim Harbaugh	San Diego (10/31/99)
2.0	-11.0	Rich Gannon	Oakland (1/2/00)
2.0	-15.0	Moses Moreno	San Diego (9/17/00)
2.0	-7.0	Ryan Leaf	@ San Diego (11/26/00)
2.0	-14.0	Steve Beuerlein	Carolina (12/10/00)
2.0	-9.0	Gus Frerotte	Denver (12/17/00)
1.5	-12.5	Kordell Stewart	Pittsburgh (10/14/01)

### HICKS' SACK VICTIMS

#### Regular Season By Quarterback

Jon Kitna	3.0	Kordell Stewart	1.5
Steve Beuerlein	2.0	Drew Bledsoe	1.0
Gus Frerotte	2.0	Drew Brees	1.0
Rich Gannon	2.0	Matt Hasselbeck	1.0
Jim Harbaugh	2.0	Peyton Manning	1.0
Ryan Leaf	2.0	Steve McNair	1.0
Moses Moreno	2.0		

#### Regular Season By Team

San Diego	7.0	Pittsburgh	1.5
Seattle	4.0	Indianapolis	1.0
Carolina	2.0	New England	1.0
Denver	2.0	Tennessee	1.0
Oakland	2.0		



## NATE HOBGOOD-CHITTICK

DEFENSIVE TACKLE • 6-3 • 296

NORTH CAROLINA  
FREE AGENT (2001)

NFL: 5 (2ND WITH CHIEFS)  
BORN: NOVEMBER 30, 1974  
NEW HAVEN, CONNECTICUT  
GP/GS: (30/1) PLAYOFFS: (3/0)



**Pro Career:** Defensive tackle entering his fifth NFL season and second year with Kansas City in 2002 ... Originally signed with the Chiefs on June 27th of 2001, but was released on September 18th ... Resigned to the 53-man roster on October 3rd where he spent the remainder of the season ... A rugged player who adds depth to Kansas City's defensive tackle rotation ... Was reunited in Kansas City with Chiefs head coach Dick Vermeil, as well as a host of other players who were members of the Rams Super Bowl XXXIV squad ... Has seen action in 30 regular season games (one start) recording 47 tackles (26 solo), a fumble recovery, 10 QB pressures and 1.5 sacks (-9.0 yards) ... Also saw action in three postseason games in '99, including Super Bowl XXXIV ... Played with San Francisco in 2000 after signing as a free agent on October 11th of 2000 ... Appeared in the first five games of the 2000 season with St. Louis, but was released on October 10th ... Signed with St. Louis on September 13th of '99 after attending training camp with Indianapolis and being released on September 7th by the Colts ... Signed from the N.Y. Giants practice squad to the Colts active squad on November 25th of '98 ... Originally entered the league as a rookie free agent with the N.Y. Giants in '98. **At Kansas City (2001):** Appeared in 10 games (one start), producing 19 tackles (12 solo) ... Was inactive for four games with a left ankle injury ... Saw reserve action at DT vs. Oakland (9/9) ... Was released on September 18th and resigned on October 3rd ... Made his first three tackles in a Chiefs uniform at Denver (10/7) ... Saw reserve action at NT vs. Pittsburgh (10/14) ... Had four tackles at Arizona (10/21) ... Started his first career NFL game at DT vs. Indianapolis (10/25), recording a career-high seven tackles despite suffering a left ankle injury on the first series of the game ... Was inactive at San Diego (11/4), at the N.Y. Jets (11/11), vs. Seattle (11/25) and vs. Philadelphia (11/29) due to that ankle ailment ... Returned to action at Oakland (12/9) and made a tackle after missing the previous four games with a left ankle injury suffered vs. Indianapolis (10/25) ... Played as a reserve DT vs. Denver (12/16) and vs. San Diego (12/23) ... Made two tackles at Jacksonville (12/30) ... Recorded two tackles at Seattle (1/6/02). **At San Francisco (2000):** Appeared in five games after signing with San Francisco as a free agent on October 11th ... Produced six tackles ... Saw duty on special teams at Green Bay (10/15) in his first game in a 49ers uniform ... Credited with one tackle at Carolina (10/22) ... Produced three tackles vs. St. Louis (10/29) ... Inactive vs. Kansas City (11/12), vs. Atlanta (11/19), at San Diego (12/3), vs. New Orleans (12/10) and vs. Chicago (12/17) ... Had one tackle and recovered a fumble at Denver (12/23). **At St. Louis (1999-00):** Played in 15 games ... Registered 22 tackles, 1.5 sacks (-9.0 yards) and four quarterback pressures ... Appeared in three postseason games and made three tackles. **2000:** Saw action in the first five games in 2000 and registered three tackles, a sack (-7.0 yards) and four quarterback pressures ... Released on October 10th. **1999:** Appeared in 10 regular season games ... Had 19 tackles (10 solo) and half a sack (-2.0 yards) ... Has three tackles in three postseason games ... Saw his first action as an NFL player at Cincinnati (10/3), making three tackles ... Recorded a season-high four tackles and two quarterback pressures at Philadelphia (1/2/00) ... Played in St. Louis' 23-16 victory vs. Tennessee (1/30/00) in Super Bowl XXXIV. **At N.Y. Giants/Indianapolis (1998):** Inactive vs. Washington (9/6), at Oakland (9/13), vs. Dallas (9/21) and at San Diego (9/27) while a member of the N.Y. Giants ... Was released by the Giants on October 1st, but signed to the practice squad the next day ... Signed to the Colts active roster from the Giants practice squad on November 25th ... Was inactive at Baltimore (11/29), at Atlanta (12/6), vs. Cincinnati (12/13), at Seattle (12/20) and vs. Carolina (12/27) while with Indianapolis. **College:** A four-year letterman at North Carolina as a backup defensive tackle ... Played in 11 games with one start as a senior ... Recorded 20 tackles and 5.0 sacks ... Produced 14 tackles and a sack in 10 games as a junior ... Played in six game posting seven tackles and 2.0 sacks as sophomore ... Saw limited action as a freshman ... Majored in Communications at North Carolina.

**Personal:** An AP All-State and All-Conference selection at William Allen High School in Allentown, Pennsylvania ... Recorded 72 tackles as a senior ... Was part of a Rams defensive line that raised more than \$100,000 for the St. Patrick Center through Sack Homelessness ... Full name: Nate Broe Hobgood-Chittick ... Married, wife Kelsey ... The Hobgood-Chitticks reside in Kansas City, Missouri.

<b>HOBGOOD-CHITTICK'S NFL STATISTICS</b>											
Year	Team	TACKLES			FUMBLES		SACKS	INTS	PASSES	QB	
		G-S	Solos	Asst. Total	Rec.	For.	No./Yds.	No./Yds.	Defensed	Pressures	
1998	N.Y. Giants	0-0	0	0	0	0	0	0.0/0.0	0/0	0	0
	Indianapolis	0-0	0	0	0	0	0	0.0/0.0	0/0	0	0
1999	St. Louis	10-0	10	9	19	0	0	0.5/2.0	0/0	0	6
2000	St. Louis	5-0	1	2	3	0	0	1.0/7.0	0/0	0	4
	San Francisco	5-0	3	3	6	1	0	0.0/0.0	0/0	0	0
2001	Kansas City	10-1	12	7	19	0	0	0.0/0.0	0/0	0	0
<b>Totals</b>		<b>30-1</b>	<b>26</b>	<b>21</b>	<b>47</b>	<b>1</b>	<b>0</b>	<b>1.5/9.0</b>	<b>0/0</b>	<b>0</b>	<b>10</b>

**Postseason:** Played in three playoff games with three tackles in '99.

**SINGLE GAME CAREER HIGHS**  
**Tackles:** 7 vs. Indianapolis (10/25/01)      **Sacks:** 1.0 at Atlanta (9/24/00)

## ONE-TIME PRO BOWLER



### PRIEST HOLMES

**RUNNING BACK - 5-9 - 213**

TEXAS

UNRESTRICTED FREE AGENT (2001)

NFL: 6 (2ND WITH CHIEFS)

BORN: OCTOBER 7, 1973

FORT SMITH, ARKANSAS

GP/GS: (64/35) PLAYOFFS: (4/1)



**Pro Career:** Sensational sixth-year running back attempting to follow up his incredible debut campaign with the Red and Gold last season ... Enters his second campaign in Kansas City after signing with the Chiefs as an unrestricted free agent from Baltimore on April 21st of 2001 ... His arrival in Kansas City came and went with relatively little national fanfare, but by the conclusion of the year many of the NFL's top pundits were proclaiming him as one of the best free agent acquisitions in the entire league ... Talented Texan simply enjoyed a monster 2001 season, finishing the year with the NFL's rushing crown firmly in his grasp ... Joined Chiefs Hall of Fame inductee Christian Okoye as the only other Kansas City player to lead the NFL in rushing and also joined the company of Chiefs Hall of Fame enshrinee and fellow Texas native Abner Haynes who paced the AFL with 875 ground yards in '60 as the only other player in team history to lead the league in rushing ... His 1,555 ground yards surpassed Okoye's previous single-season franchise record of 1,480 established in '89 ... In 2002, is seeking to become the first player in Chiefs history to break the 1,000-yard rushing plateau in back-to-back seasons ... Became the first undrafted player to win the NFL rushing title since San Francisco's Joe "The Jet" Perry did it in '54 ... Needed just 327 carries to pace the league in rushing, marking the fewest totes necessary to achieve that goal since Detroit's Barry Sanders won the title with 307 carries in '96 ... Also paced the league with 2,169 total yards from scrimmage, shattering the mark of Haynes, who posted 1,622 yards during the team's initial season in '60 ... With 2,169 combined net yards, also surpassed Haynes' team mark of 2,100 set during the AFL's inaugural campaign ... Literally rewrote a fistful of other pages in the Kansas City record book, as well as earning a plethora of richly-deserved postseason accolades, including his initial Pro Bowl invitation, the Chiefs Derrick Thomas MVP Award and All-Pro honors from AP ...

Became the first Kansas City RB to receive a Pro Bowl nod since Marcus Allen following the '93 campaign ... Supremely confident all-around performer whose passion and enthusiasm for the game unquestionably rubs off on his teammates ... Regarded as a true locker room leader, quickly became one of the most popular and inspirational players on the Chiefs roster after forging a similar reputation with his teammates in Baltimore ... Was voted as the Chiefs offensive captain for the 2001 season ... Is an avid chess player, who compares his running style to that cerebral game: "Chess is a time game, it's a game of patience, and that pretty much defines how I run the ball," says Holmes. "I'm patient, always looking for the opportunity and trying to capitalize off the other person's mistake." ... In terms of a specific chess piece, likens himself to a bishop: "I like the bishop because he can just sit there on the rim, then slice your throat and you never see it coming. You will forget about it, and that's when I attack. The bishop is a lot like me in that regard. Just when you think you have me, I'm already behind you." ... Simply provides Kansas City a true home-run hitter in the backfield, regardless of how you describe his style ... Is truly a threat to take the ball all the way every time he touches the pigskin, but some of his more remarkable runs come when he inexplicably turns would-be losses into gains ... Truly humble competitor typically credits his offensive line and one of the league's most talented lead blockers in FB Tony Richardson for much of his success ... Along with seven-time Pro Bowl G Will Shields, actually invited the whole squad to join them for the Pro Bowl in Honolulu ... Though not as decorated as 2000 NFL MVP Marshall Faulk of St. Louis, does possess an explosive build and style similar to Faulk's ... In terms of total yards from scrimmage, outgained Faulk by 22 yards in 2001 and finished third in the NFL among running backs with a 5.6 yards-per-touch average, trailing only Faulk (6.6) and NYG's Tiki Barber (6.1) ... Provides Kansas City with a multi-purpose threat out of the backfield, making him a key cog in the Chiefs offensive setup ... His 62 receptions a year ago were the fourth-highest total in team history by a Kansas City running back, while his 614 receiving yards surpassed the franchise RB record of 590 established by Chiefs Hall of Famer Curtis McClinton in '65 ... Posted a pair of 100-yard receiving games in 2001, just one shy of Paul Palmer's team RB record of three in '88 ... Joined Haynes, Joe Delaney and Tony Reed as just the fourth player in franchise annals to register a 100-yard double-double (100 yards rushing and 100 yards receiving) in a single contest in 2001 ... Former rookie free agent initially made a name for himself in Baltimore as an accomplished pass catcher, hauling in a franchise-record 13 passes in a single game for the Ravens in '98 ... Owns 14 career 100-yard rushing games, including seven for the Chiefs in 2001, a figure which tied Curtis Martin (N.Y. Jets) and Ahman Green (Green Bay) for the NFL lead ... Holmes' teams are 11-3 (7-0 with Baltimore, 4-3 with Kansas City) when he tops the 100-yard rushing plateau ... Needs just seven more 100-yard outings to tie Okoye for the Chiefs career record of 14 ... Paced the NFL with 52 runs of 10+ yards, blowing away Barry Word's previous Chiefs single-season record of 29 in '90 ... After just one season, already ranks 16th on the franchise's all-time rushing chart with 1,555 yards and needs just 790 more yards to vault into the team's career top 10 ... Already owns two of the top seven single-game rushing performances in team history, as well ... Eclipsed the 1,000-yard rushing mark in just 12 games a year ago, just one game shy of Okoye who was the fastest player in team annals to accomplish that feat, doing it in 11 games in '89 ... Owns a pair of 1,000-yard campaigns, becoming the first Ravens runner to ever post a 1,000-yard season when he piled up 1,008 yards in '98 ... Accepted a reduced role in Baltimore in 2000 to allow Jamal Lewis to blossom which helped pave the way for the Ravens march to a victory in Super Bowl XXXV ... Has seen action in 64 career regular season games with 35 starts ... Owns 786 carries for 3,657 yards (4.7 avg.) with 18 touchdowns in his first five seasons, as well as 150 receptions for 1,199 yards (8.0 avg.) and three TDs ... Has been named AFC Offensive Player of the Week three times, getting that honor twice with the Chiefs and once with the Ravens ... Has been responsible for 191 first downs in his career, gaining 101 with Kansas City and 90 during his tenure in Baltimore ... Has also returned five kickoffs for 51 yards and owns seven special teams tackles ... Saw action in four career postseason games including a start in Baltimore's Super Bowl XXXV victory vs. the N.Y. Giants (1/28/01) ... Owns 14 carries for 45 yards (2.6 avg.) and one reception for four yards in the playoffs ... Originally entered the NFL as a rookie free agent with Baltimore in '97. **At Kansas City (2001):** Started all 16 games at RB ... Received the club's Derrick Thomas Award as the Chiefs 2001 Most Valuable Player and was named the club's offensive captain for the season ... Earned his initial Pro Bowl berth, as well as first team All-Pro honors from AP and *College and Pro Football Newsweekly* ... Garnered All-AFC accolades from *Pro Football Weekly* and *Football News*, as well as second team All-AFC mention from *Football Digest* ... Also received a spot on Howie Long's All-Tough Guy Team ... Won the NFL rushing title with 327 carries for 1,555 yards (4.8 avg.) with eight TDs, breaking Christian Okoye's single-season Chiefs rushing record of 1,480 yards set in '89 ... Accounted for 77.4% of the Chiefs total rushing yards, the highest percentage by an individual RB in team history ... Also caught 62 passes for 614 yards (8.0 avg.) with a pair of scores, making him just the third Chiefs RB to break the 60-reception barrier in a single season, while his 614 receiving yards were the most ever by a Kansas City RB ... Led the NFL and set a Kansas City record with 2,169 total yards from scrimmage, joining Marshall Faulk (St. Louis) as the only other player in the league to top the 2,000-yard plateau in 2001 ... His 2,169 combined net yards were a Chiefs record,

as were his 389 total touches from scrimmage ... His 327 carries were the most since Okoye had a club-record 370 in '89, while his eight rushing scores were the most by a Chiefs RB since Donnell Bennett had eight in '99 ... Led the NFL with 52 runs of 10+ yards, crushing Barry Word's previous KC record of 29 in '90 ... Tied with Ahman Green (Green Bay) for the league lead with 11 runs of 20+ yards ... Was the only player with four of the NFL's top 27 single-game rushing performances this season ... Tied for the NFL lead with seven 100-yard rushing games, just one shy of Okoye's franchise-best eight in '89 ... His 10 total TDs were the most by a Chiefs RB since Marcus Allen had 11 in '97 ... Registered 101 first downs (80 rushing, 21 receiving), a figure topped only by Faulk (110) in the NFL ... His 4.8 yards-per-carry average tied for top honors among all AFC RBs with 100+ carries ... Ended the season tied for seventh in the AFC among non-kickers with 60 points ... Made his inaugural start in a Chiefs uniform vs. Oakland (9/9), producing seven carries for 21 yards ... Had eight carries for 30 yards vs. the N.Y. Giants (9/23) ... Earned AFC Offensive Player of the Week honors after producing 225 total yards at Washington (9/30), the third-highest yardage tally of his career and the fifth-highest single-game total in Chiefs history. Ran the ball 23 times for 147 yards, tying a career high with two TDs and adding five receptions for 78 yards with one score. Became the first Chiefs player to have three TDs in a game since WR Sylvester Morris did it vs. San Diego (9/17/00) and the first RB since Bam Morris vs. San Diego (11/22/98) ... Rushed 17 times for 42 yards and caught seven passes for 58 yards at Denver (10/7) ... Boasted a 20-carry, 150-yard performance vs. Pittsburgh (10/14), tying a career high with two rushing TDs ... Produced 15 carries for 85 yards at Arizona (10/21), including a season-long 41-yard run, the fifth-longest of his career ... Had 15 carries for 55 yards vs. Indianapolis (10/25) ... Established season highs with 30 carries for 181 yards (6.0 avg.) with a TD at San Diego (11/4). His yardage tally was the fourth-best effort in Chiefs history and highest tally ever recorded by any opponent against the Chargers ... Carried the ball 18 times for 71 yards at the N.Y. Jets (11/11) ... Toted the ball 26 times for 120 yards vs. Seattle (11/25) to top the career 3,000-yard mark. Added three receptions for 70 yards, including 55 on a screen play to give him 190 total yards on the day, his fourth-highest career tally ... Registered 18 carries for 76 yards and a season-high eight receptions for 100 yards vs. Philadelphia (11/29), making him just the ninth Chiefs RB to ever post a 100-yard receiving game and the first since Todd McNair had 111 yards at San Diego (12/23/90) ... Became the first KC player since QB Joe Montana in '94 to earn AFC Offensive Player of the Week honors twice in the same season when he registered a career-high 277 total yards at Oakland (12/9), the highest figure in the NFL for the entire year and the third-highest single-game effort in Chiefs history. Had 28 rushes for 168 yards with a TD, breaking the 1,000-yard barrier in the process. Hit that milestone in the 12th game of the season, making him the second-fastest Chiefs player to accomplish that feat, trailing only Christian Okoye who did it in 11 games in '89. Added five receptions for a career-high 109 yards (21.8 avg.), including a career-long 67-yard TD reception, Kansas City's longest play from scrimmage on the season. Joined Abner Haynes, Joe Delaney and Tony Reed as the only other RBs in team history to record a rare 100-yard "double-double" and was the only RB in the NFL to accomplish the feat in 2001 ... His 643 yards from scrimmage over a three-game span (190 yards vs. Seattle, 176 yards vs. Philadelphia and 277 yards at Oakland) were the most in the NFL over a three-game span within one season since the late Walter Payton had 746 yards over a three-game stretch in November of '77 ... Racked up 29 carries for 121 yards with a TD vs. Denver (12/16), making him the first Chiefs RB to record back-to-back 100-yard rushing games since Barry Word had 114 yards at Houston (9/20/92) and 125 yards vs. the L.A. Raiders (9/28/92). His 289 rushing yards over a two-game span were the most in Chiefs history since Mike Garrett had 293 yards (101 vs. Denver 10/29/67 and 192 vs. the N.Y. Jets on 11/5/67). It marked his second-highest total in consecutive games since he had 330 yards in back-to-back games (227 at Cincinnati on 11/22/98 and 103 vs. Indianapolis on 11/29/98) while with Baltimore ... Had 23 carries for 80 yards vs. San Diego (12/23). Accumulated 261 rushing yards in two games vs. the Chargers, the third-highest combined tally ever by a Chiefs RB against one opponent in one season ... Carried the ball 27 times for 91 yards with a TD and caught seven passes for 53 yards at Jacksonville (12/30) ... Rushed 23 times for 117 yards at Seattle (1/6/02), breaking Okoye's club single-season mark of 1,480 rushing yards on a 22-yard run in the second quarter. Added six catches for 52 yards, breaking McClinton's Chiefs RB record of 590 receiving yards with a 17-yard catch in the second quarter. **At Baltimore (1997-00):** Appeared in 48 regular season games with 19 starts ... Had 459 carries for 2,182 yards (4.6 avg.) with 10 scores ... Also contributed 88 receptions for 585 yards (6.6 avg.) and one TD ... Had 18 postseason carries for 45 yards and one reception for four yards in four playoff games (one start). **2000:** Played in all 16 regular season games with two starts ... Was the Ravens second-leading rusher behind Jamal Lewis, getting 137 carries for 588 yards (4.3 avg.) to rank 14th in the AFC ... Caught 32 passes for 221 yards, as well ... Ranked second on the team with 49 first downs ... Started at Pittsburgh (9/3), rushing 27 times for 119 yards ... Opened the following week vs. Jacksonville (9/10), producing 10 carries for 54 yards in a 39-36 come-from-behind victory ... Had six carries for 25 yards at Miami (9/17) ... Accounted for 99 yards from scrimmage vs. Cincinnati (9/24), gaining 51 yards on eight carries, adding four receptions for 48 yards ... Rushed 20 times for 82 yards at Cleveland (10/1) ... Had a season-long 21-yard rush

at Washington (10/15) ... Had five rushes for 30 yards vs. Tennessee (10/22) ... Rushed three times for eight yards at Cincinnati (11/5) ... Carried the ball five times for 19 yards vs. Pittsburgh (10/29) ... Had two catches for 15 yards in a 24-23 win at Tennessee (11/12), the Titans first-ever loss in Adelphia Coliseum ... Registered 13 totes for 64 yards vs. Dallas (11/19), including 47 yards in the second half as the Ravens set a team record with 250 rushing yards ... Produced 17 carries for 64 yards and a TD vs. Cleveland (11/26), carrying the ball on 12 consecutive plays in the fourth quarter ... Had seven carries for 16 yards in the club's playoff-clinching 24-3 win vs. San Diego (12/10) ... Carried the ball four times for 28 yards at Arizona (12/17) ... Made a season-long 27-yard catch vs. the N.Y. Jets (12/24), one of three receptions for 40 yards ... Carried the ball 18 times for 45 yards in four postseason games ... Had five carries for six yards in the club's 21-3 AFC Wild Card win vs. Denver (12/31), the first postseason victory in club history ... Saw reserve duty in a 24-10 AFC Divisional Playoff win at Tennessee (1/7/01) ... Produced nine carries for 31 yards (3.4 avg.) in the AFC Championship Game at Oakland (1/14/01) ... Started in Baltimore's Super Bowl XXXV victory vs. the N.Y. Giants (1/28/01), producing four carries for eight yards. **1999:** Had his season curtailed by a knee injury, playing in just nine games with four starts ... Finished the year with 89 carries for 506 yards (5.7 avg.) with one TD, getting 412 of those yards over the final five games ... That 5.7 yards-per-carry average was second in the NFL among ball carriers with at least 80 carries behind only Pittsburgh's Richard Huntley (6.1) ... Also caught 13 passes for 104 yards and a TD ... Accounted for 26 first downs ... Topped the 100-yard barrier in a pair of games and had a 95-yard effort, as well ... Rushed 12 times for 52 yards in the season-opener at St. Louis (9/12) ... Did not start vs. Pittsburgh (9/19) while nursing a sprained right knee, rushing once for two yards ... Was inactive vs. Cleveland (9/26), at Atlanta (10/3) and at Tennessee (10/10) while recovering from a sprained right MCL ... Did not play vs. Kansas City (10/21) or vs. Buffalo (10/31) ... Saw action spelling Erric Rhett in the fourth quarter of a 41-9 win at Cleveland (11/7) ... Saw brief action in the backfield at Cincinnati (11/21), but did not carry the ball ... Entered the game in the second quarter vs. Tennessee (12/5) after a rib injury to Rhett, racing a team-record 72 yards on a second quarter run to set up a field goal to finish the day with nine totes for 100 yards ... Returned to the starting lineup for the season's final four games, beginning at Pittsburgh (12/12) when he ran 18 times for 130 yards (7.2 avg.) with a TD ... Caught a 34-yard touchdown pass from Tony Banks vs. New Orleans (12/19), his first career scoring reception ... Had 13 carries for 59 yards and a one-yard reception vs. Cincinnati (12/26) ... Finished the season rushing 16 times for 95 yards and catching a season-high six passes for 43 yards at New England (1/2/00). **1998:** Saw action in all 16 games, starting the final 13 games of the season ... Rushed 233 times for 1,008 yards with seven TDs, becoming the initial Ravens rusher to ever top the 1,000-yard barrier ... Led the team with 64 first downs ... Also topped the club with 43 receptions, getting 260 yards on those catches ... Had five special teams tackles, as well ... Recorded four 100-yard rushing games and added a 99-yard effort ... Got his first six NFL carries for 23 yards in the season-opener vs. Pittsburgh (9/6) ... Gained three yards on a fourth-quarter rush at the N.Y. Jets (9/13) ... Recorded two solo punt coverage stops and two kickoff coverage stops for a career-high four special teams tackles at Jacksonville (9/20) ... Exploded for 27 carries and 173 yards with two TDs in his first NFL start vs. Cincinnati (9/27), earning AFC Offensive Player of the Week for his efforts ... Caught a franchise-record 13 passes for 98 yards vs. Tennessee (10/11) ... Made his third start at Pittsburgh (10/18), getting 23 carries for 76 yards to go with six receptions for 42 yards ... Racked up 27 carries for 99 yards vs. Oakland (11/8) ... Set a team record and career high with 227 rushing yards at Cincinnati (11/22), the highest single-game rushing total of the season in the NFL and the fourth-highest in the '90s. Piled up that yardage tally on a personal-best 36 carries, lying a team record ... Had 22 carries for 103 yards and scored two TDs vs. Indianapolis (11/29) ... Lost two fumbles vs. Minnesota (12/13), snapping a streak of 156 touches without a fumble ... Closed out his first 1,000-yard season with a 132-yard, one-TD effort vs. Detroit (12/27). **1997:** Played in seven games as a rookie ... Finished the year with two tackles on special teams, plus a 14-yard kickoff return ... Saw first career action at Tennessee (9/21), returning the opening kickoff of the second half 14 yards and recorded a special teams tackle ... Made his second special teams tackle of season by taking down Tyree Davis on Greg Montgomery's free kick after a safety vs. Seattle (12/7).

**College:** Concluded his collegiate career at Texas with 252 carries for 1,276 yards (5.1 avg.) with 20 TDs ... Bounced back in '96 after sitting out the '95 season with a torn anterior cruciate ligament suffered in '95 spring practice ... Talled 59 carries for 324 yards with 13 TDs, the sixth-highest single-season TD total in school history as a senior in '96 ... Ran for 120 yards and three touchdowns in the Big 12 Championship game upset over third-ranked Nebraska ... Started five of 12 games, rushing 120 times for 524 yards and five TDs as a junior in '94 ... Rushed for over 100 yards in three straight games (Pitt, Louisville and TCU), the first time since '80 (Lam Jones) that a UT back accomplished that feat ... Started twice as a sophomore in '93 and put up 39 carries for 237 yards with two TDs ... Played in the final seven games of the '92 season as a true freshman and finished with 34 carries for 191 yards ... Won *USA Today* fabulous freshman honorable mention honors ... Majored in Sport Management at Texas.

**Personal:** Led Marshall High School in San Antonio to the Class 5A title game with 2,031 rushing yards rushing and 26 total TDs as a senior, despite missing the final four games with a deep thigh bruise ... Earned Offensive Player of the Year honors from the *San Antonio Light* ... Totaled 4,080 rushing yards in his prep career ... Was honored as a top role model for youths along with Chiefs President Carl Peterson and teammate Tony Richardson at the 42nd Annual Pop Warner All-American Awards in Orlando, Florida in May of 2002 ... Received the Special Achievement Award for Professional Athletics from the Kansas City Sports Commission in June of 2002 ... Was nominated for a 2002 ESPY in the category of "Best NFL Player," and attended the event hosted by Samuel L. Jackson ... Established a Chess Club at Kansas City's Police Athletic League Center in 2002 ... Hosts free summer camps for underprivileged youths in his hometown of San Antonio ... Drove a '88 Ford Mustang (the same car he drove in high school) until '97 ... While in Baltimore, was a spokesperson for Maryland Department of Education's GEAR UP program, a program that prepares students from low-income neighborhoods for college and is an acronym for Gaining Early Awareness and Readiness for Undergraduate Program ... Was the Keynote Speaker for the Ray Kroc Youth Achievement Awards, which were given out by the McDonald's Corporation to Baltimore area high schoolers towards furthering their education ... Celebrity Spokesperson for '99 "McHappy" Day, which served as a fundraiser for the Ronald McDonald House Charities ... Given one of three "Father of the Year" awards by the Afro-American Newspapers ... Active member of the Fellowship of Christian Athletes ... A supporter and benefactor of the Children's Miracle Network and its battle against Muscular Dystrophy ... Full name: Priest Anthony Holmes ... Single, with two sons, De'Andre (9) and Jekovan (5) ... Splits his residence between Leawood, Kansas and San Antonio, Texas.



### HOLMES' NFL STATISTICS



Year	Team	G-S	RUSHING					RECEIVING				
			No.	Yds.	Avg.	LG	TD	No.	Yds.	Avg.	LG	TD
1997	Baltimore	7-0	0	0	0.0	--	0	0	0.0	--	0	
1998	Baltimore	16-13	233	1,008	4.3	56	7	43	260	6.0	25	0
1999	Baltimore	9-4	89	506	5.7	72	1	13	104	8.0	34	1
2000	Baltimore	16-2	137	588	4.3	21	2	32	221	6.9	27	0
2001	Kansas City	16-16	327	1,555	4.8	41	8	62	614	9.9	67	2
<b>Totals</b>		<b>64-35</b>	<b>786</b>	<b>3,657</b>	<b>4.7</b>	<b>72</b>	<b>18</b>	<b>150</b>	<b>1,199</b>	<b>8.0</b>	<b>67</b>	<b>3</b>

#### KICKOFF RETURNS

Year	Team	No.	Yds.	Avg.	LG	TD
1997	Baltimore	1	14	14.0	14	0
1998	Baltimore	2	30	15.0	19	0
1999	Baltimore	0	0	0.0	--	0
2000	Baltimore	1	7	7.0	7	0
2001	Kansas City	0	0	0.0	--	0
<b>Totals</b>		<b>4</b>	<b>51</b>	<b>12.8</b>	<b>19</b>	<b>0</b>

**Additional Stats:** Has seven special teams tackles – two in '97 and five in '98.

#### POSTSEASON

Year	Team	G-S	RUSHING					RECEIVING				
			No.	Yds.	Avg.	LG	TD	No.	Yds.	Avg.	LG	TD
2000	Baltimore	4-1	18	45	2.6	11	0	1	4	4.0	4	0
<b>Totals</b>		<b>4-1</b>	<b>18</b>	<b>45</b>	<b>2.6</b>	<b>11</b>	<b>0</b>	<b>1</b>	<b>4</b>	<b>4.0</b>	<b>4</b>	<b>0</b>

#### SINGLE GAME CAREER HIGHS

**Rushing Attempts:** 36 at Cincinnati (11/22/98)

**Rushing Yards:** 227 at Cincinnati (11/22/98)

**Long Run:** 72 vs. Tennessee (12/5/99)

**Rushing TDs:** 2 vs. Cincinnati (9/27/98)

vs. Indianapolis (11/29/98)

at Washington (9/30/01)

vs. Pittsburgh (10/14/01)

**Receptions:** 13 vs. Tennessee (10/11/98)

**Receiving Yards:** 109 at Oakland (12/9/01)

**Long Reception:** 67 at Oakland (12/9/01)

**Receiving TDs:** 1 vs. New Orleans (12/19/99)

at Washington (9/30/01)

at Oakland (12/9/01)

**Total Offensive Yardage:** 277 at Oakland (12/9/01)

**Special Teams Tackles:** 4 at Jacksonville (9/20/98)

## HOLMES' GAME-BY-GAME STATISTICS

### 1997 — Baltimore Ravens

Date	Opponent	Rushing					Receiving				
		No.	Yds.	Avg.	LG	TD	No.	Yds.	Avg.	LG	TD
8/31	Jacksonville										
9/7	Cincinnati										
9/14	@ N.Y. Giants										
9/21	@ Tennessee	0	0	0.0	--	0	0	0	0.0	--	0
9/28	@ San Diego										
10/5	Pittsburgh										
10/19	Miami										
10/26	@ Washington										
11/2	@ N.Y. Jets										
11/9	@ Pittsburgh	0	0	0.0	--	0	0	0	0.0	--	0
11/16	Philadelphia	0	0	0.0	--	0	0	0	0.0	--	0
11/23	Arizona										
11/30	@ Jacksonville	0	0	0.0	--	0	0	0	0.0	--	0
12/7	Seattle	0	0	0.0	--	0	0	0	0.0	--	0
12/14	Tennessee	0	0	0.0	--	0	0	0	0.0	--	0
12/21	@ Cincinnati	0	0	0.0	--	0	0	0	0.0	--	0

### 1998 — Baltimore Ravens

Date	Opponent	Rushing					Receiving				
		No.	Yds.	Avg.	LG	TD	No.	Yds.	Avg.	LG	TD
9/6	Pittsburgh	6	23	3.8	12	0	2	4	2.0	4	0
9/13	@ N.Y. Jets	1	3	3.0	3	0	0	0	0.0	--	0
9/20	@ Jacksonville	0	0	0.0	--	0	1	3	3.0	3	0
*9/27	Cincinnati	27	173	6.4	47	2	2	5	2.5	7	0
*10/11	Tennessee	14	29	2.1	6	0	13	98	7.5	18	0
*10/18	@ Pittsburgh	23	76	3.3	15	0	6	42	7.0	15	0
*10/25	@ Green Bay	10	41	4.1	12	0	4	25	6.3	25	0
*11/1	Jacksonville	3	10	3.3	4	0	1	4	4.0	4	0
*11/8	Oakland	27	99	3.7	25	0	0	0	0.0	--	0
*11/15	@ San Diego	6	9	1.5	8	0	1	1	1.0	1	0
*11/22	@ Cincinnati	36	227	6.3	56	1	0	0	0.0	--	0
*11/29	Indianapolis	22	103	4.7	36	2	4	26	6.5	12	0
*12/6	@ Tennessee	11	27	2.5	7	0	4	34	8.5	12	0
*12/13	Minnesota	8	39	4.9	17	1	1	5	5.0	5	0
*12/20	@ Chicago	11	17	1.5	8	0	1	1	1.0	1	0
*12/27	Detroit	28	132	4.7	16	1	3	12	4.0	9	0

### 1999 — Baltimore Ravens

Date	Opponent	Rushing					Receiving				
		No.	Yds.	Avg.	LG	TD	No.	Yds.	Avg.	LG	TD
9/12	@ St. Louis	12	52	4.3	18	0	2	3	1.5	9	0
9/19	Pittsburgh	1	2	2.0	2	0	0	0	0.0	--	0
9/26	Cleveland										
10/3	@ Atlanta										
10/10	@ Tennessee										
10/21	Kansas City										
10/31	Buffalo										
11/7	@ Cleveland	10	40	4.0	9	0	0	0	0.0	--	0
11/14	@ Jacksonville										
11/21	@ Cincinnati	0	0	0.0	--	0	0	0	0.0	--	0
11/28	Jacksonville										
12/5	Tennessee	9	100	11.1	72	0	1	13	13.0	13	0
*12/12	@ Pittsburgh	18	130	7.2	64	1	0	0	0.0	--	0
*12/19	New Orleans	10	28	2.8	16	0	3	44	14.7	34	1
*12/26	Cincinnati	13	59	4.5	13	0	1	1	1.0	1	0
*1/2	@ New England	16	95	5.9	13	0	6	43	7.2	11	0

### 2000 — Baltimore Ravens

Date	Opponent	Rushing					Receiving				
		No.	Yds.	Avg.	LG	TD	No.	Yds.	Avg.	LG	TD
*9/3	@ Pittsburgh	27	119	4.4	18	0	4	32	8.0	13	0
*9/10	Jacksonville	10	54	5.4	20	0	4	18	4.5	9	0
9/17	@ Miami	6	25	4.2	12	0	2	18	9.0	18	0
9/24	Cincinnati	8	51	6.4	13	0	4	48	12.0	16	0
10/1	@ Cleveland	20	82	4.1	14	0	2	12	6.0	10	0
10/8	@ Jacksonville	2	-6	-3.0	-3	0	0	0	0.0	--	0
10/15	@ Washington	4	25	6.3	21	0	0	0	0.0	--	0
10/22	Tennessee	6	30	5.0	15	0	3	5	1.7	5	0
10/29	Pittsburgh	5	19	3.8	11	0	0	0	0.0	--	0
11/5	@ Cincinnati	3	8	2.7	4	0	1	0	0.0	0	0

11/12	@ Tennessee	3	2	0.7	5	0	2	15	7.5	14	0
11/19	Dallas	13	64	4.9	11	1	4	34	8.5	13	0
11/26	Cleveland	17	64	3.8	12	1	0	0	0.0	--	0
12/10	San Diego	7	16	2.3	6	0	2	6	3.0	5	0
12/17	@ Arizona	4	28	7.0	10	0	1	-7	-7.0	-7	0
12/24	@ N.Y. Jets	2	7	3.5	4	0	3	40	13.3	27	0
<b>Playoffs</b>											
12/31	Denver	5	6	1.2	4	0	0	0	0.0	--	0
1/7	@ Tennessee	0	0	0.0	--	0	0	0	0.0	--	0
1/14	@ Oakland	9	31	3.4	11	0	0	0	0.0	--	0
*1/28	N.Y. Giants	4	8	2.0	6	0	1	4	4.0	4	0

**2001 — Kansas City Chiefs**

Date	Opponent	Rushing					Receiving				
		No.	Yds.	Avg.	LG	TD	No.	Yds.	Avg.	LG	TD
*9/9	Oakland	7	21	3.0	7	0	1	1	1.0	1	0
*9/23	N.Y. Giants	8	30	3.8	9	0	3	17	5.7	8	0
*9/30	@ Washington	23	147	6.4	27	2	5	78	15.6	31	1
*10/7	@ Denver	17	42	2.5	8	0	7	58	8.3	13	0
*10/14	Pittsburgh	20	150	7.5	26†	2	3	-1	-0.3	7	0
*10/21	@ Arizona	15	85	5.7	41	0	3	24	8.0	9	0
*10/25	Indianapolis	15	55	3.7	19	0	3	23	7.7	11	0
*11/4	@ San Diego	30	181	6.0	26	1	1	9	9.0	9	0
*11/11	@ N.Y. Jets	18	71	3.9	11	0	3	1	0.3	1	0
*11/25	Seattle	26	120	4.6	12	0	3	70	23.3	55	0
*11/29	Philadelphia	18	76	4.2	16	0	8	100	12.5	37	0
*12/9	@ Oakland	28	168	6.0	20	1	5	109	21.8	67†	1
*12/16	Denver	29	121	4.2	14	1	1	8	8.0	8	0
*12/23	San Diego	23	80	3.5	14	0	3	12	4.0	9	0
*12/30	@ Jacksonville	27	91	3.4	12	1	7	53	7.6	17	0
*1/6	@ Seattle	23	117	5.1	22	0	6	52	8.7	17	0

\*Indicates Games Started



**HOLMES VS. THE NFL  
1997-01  
(REGULAR SEASON)**



Team	G-S	Att.	Yds.	Avg.	YPG	LG	TD	100-Yard Games
Arizona	2-1	19	113	5.9	56.5	41	0	0
Atlanta	0-0	0	0	0.0	0.0	--	0	0
Baltimore	0-0	0	0	0.0	0.0	--	0	0
Buffalo	0-0	0	0	0.0	0.0	--	0	0
Carolina	0-0	0	0	0.0	0.0	--	0	0
Chicago	1-1	11	17	1.5	17.0	8	0	0
Cincinnati	7-3	87	518	6.0	74.0	56	3	2
Cleveland	3-0	47	186	4.0	62.0	14	1	0
Dallas	1-0	13	64	4.9	64.0	11	1	0
Denver	2-2	46	163	3.5	81.5	14	1	1
Detroit	1-1	28	132	4.7	132.0	16	1	1
Green Bay	1-1	10	41	4.1	41.0	12	0	0
Indianapolis	2-2	37	158	4.3	79.0	36	2	1
Jacksonville	6-3	42	149	3.5	24.8	20	1	0
Kansas City	0-0	0	0	0.0	0.0	--	0	0
Miami	1-0	6	25	4.2	25.0	12	0	0
Minnesota	1-1	8	39	4.9	39.0	17	1	0
New England	1-1	16	95	5.9	95.0	13	0	0
New Orleans	1-1	10	28	2.8	28.0	16	0	0
N.Y. Giants	1-1	8	30	3.8	30.0	9	0	0
N.Y. Jets	3-1	21	81	3.9	27.0	11	0	0
Oakland	3-3	62	288	4.6	96.0	25	1	1
Philadelphia	2-1	18	76	4.2	38.0	16	0	0
Pittsburgh	8-4	100	519	5.2	64.9	64	3	3
San Francisco	0-0	0	0	0.0	0.0	--	0	0
St. Louis	1-0	12	52	4.3	52.0	18	0	0
San Diego	4-3	66	286	4.3	71.5	26	1	1
Seattle	3-2	49	237	4.8	79.0	22	0	2
Tampa Bay	0-0	0	0	0.0	0.0	--	0	0
Tennessee	7-2	43	188	4.4	26.9	72	0	1
Washington	2-1	27	172	6.4	86.0	27	2	1
<b>Totals</b>	<b>64-35</b>	<b>786</b>	<b>3,657</b>	<b>4.7</b>	<b>57.1</b>	<b>72</b>	<b>18</b>	<b>14</b>



### HOLMES 100-YARD RUSHING GAMES (14)



Date	Opponent	No.	Yds.	Avg.	LG	TD
*9/27/98	Cincinnati	27	173	6.4	47	2
*11/22/98	@ Cincinnati	36	227	6.3	56	1
*11/29/98	Indianapolis	22	103	4.7	36	2
*12/27/98	Detroit	28	132	4.7	16	1
*12/5/99	Tennessee	9	100	11.1	72	0
*12/12/99	@ Pittsburgh	18	130	7.2	64	1
*9/3/00	@ Pittsburgh	27	119	4.4	18	0
#9/30/01	@ Washington	23	147	6.4	27	2
#10/14/01	Pittsburgh	20	150	7.5	26	2
#11/4/01	@ San Diego	30	181	6.0	26	1
#11/25/01	Seattle	26	120	4.6	12	0
#12/9/01	@ Oakland	28	168	6.0	20	1
#12/16/01	Denver	29	121	4.2	14	1
#1/6/02	@ Seattle	23	117	5.1	22	0

\*with Baltimore # with Kansas City



### CHIEFS RECORD BOOK MOST RUSHING YARDS SEASON



- 1,555 **Priest Holmes** ..... 2001
- 1,480 Christian Okoye ..... 1989
- 1,121 Joe Delaney ..... 1981
- 1,087 Mike Garrett ..... 1967
- 1,053 Tony Reed ..... 1978



### CHIEFS RECORD BOOK MOST RUSHING ATTEMPTS SEASON



- 370 Christian Okoye ..... 1989
- 327 Priest Holmes** ..... 2001
- 245 Christian Okoye ..... 1990
- 236 Mike Garrett ..... 1967
- 234 Joe Delaney ..... 1981



### CHIEFS RECORD BOOK MOST 100-YARD RUSHING GAMES, CAREER



- 14 Christian Okoye ..... 1987-92
- 12 Abner Haynes ..... 1960-65
- 9 Ed Podolak ..... 1967-77
- 7 Mike Garrett ..... 1966-70
- Priest Holmes** ..... 2001
- Barry Word ..... 1990-92



### CHIEFS RECORD BOOK MOST 100-YARD RUSHING GAMES, SEASON



- 8 Christian Okoye ..... 1989
- 7 Priest Holmes** ..... 2001
- 5 Joe Delaney ..... 1981
- 4 Abner Haynes ..... 1962
- Mike Garrett ..... 1967



### CHIEFS RECORD BOOK MOST RECEPTIONS RUNNING BACK, SEASON



- 67 Kimble Anders ..... 1994
- 66 MacArthur Lane ..... 1976
- 64 Kimble Anders ..... 1998
- 62 Priest Holmes** ..... 2001
- 60 Kimble Anders ..... 1996



### CHIEFS RECORD BOOK MOST RECEIVING YARDS RUNNING BACK, SEASON



- 614 Priest Holmes** ..... 2001
- 590 Curtis McClinton ..... 1965
- 576 Abner Haynes ..... 1960
- 573 Abner Haynes ..... 1962
- 562 Abner Haynes ..... 1964



### NFL LEADERS YARDS PER TOUCH AVERAGE, RUNNING BACKS, 2001



Player	Team	Rushing			Receiving			Average Per Touch
		No.	Yards	Avg.	No.	Yards	Avg.	
1. Marshall Faulk	St. Louis	260	1,382	5.3	83	765	9.2	6.6
2. Tiki Barber	N.Y. Giants	166	865	5.2	72	577	8.0	6.1
<b>3. Priest Holmes</b>	<b>Kansas City</b>	<b>327</b>	<b>1,555</b>	<b>4.8</b>	<b>62</b>	<b>614</b>	<b>9.9</b>	<b>5.6</b>
4. Ahman Green	Green Bay	304	1,387	4.6	62	594	9.6	5.4
5. Duce Staley	Philadelphia	166	604	3.6	63	626	9.9	5.4

(Minimum 200 touches)



**CHIEFS RECORD BOOK  
MOST RUSHING YARDS  
GAME**



1. 200 Barry Word vs. DET . . . . . 10/14/90
2. 193 Joe Delaney vs. HOU . . . . . 11/15/81
3. 192 Mike Garrett vs. NYJ . . . . . 11/5/67
4. **181 Priest Holmes vs. SD** . . . . . 11/4/01
5. 170 Christian Okoye vs. DAL . . . . . 10/22/89



**CHIEFS RECORD BOOK  
MOST RUSHING YARDS  
CONSECUTIVE GAMES**



1. 293 Mike Garrett (101, 192) . . . . . 1967
2. **289 Priest Holmes (168, 121)** . . . . . **2001**
3. 279 Christian Okoye (148, 131) . . . . . 1989
4. 276 Abner Haynes (156, 120) . . . . . 1964
5. 275 Christian Okoye (122, 153) . . . . . 1991



**NFL LEADERS  
RUSHING YARDS  
2001**



1. **1,555 Priest Holmes** . . . . . **Kansas City**
2. 1,513 Curtis Martin . . . . . N.Y. Jets
3. 1,432 Stephen Davis . . . . . Washington
4. 1,387 Ahman Green . . . . . Green Bay
5. 1,382 Marshall Faulk . . . . . St. Louis



**NFL LEADERS  
100-YARD RUSHING GAMES  
2001**



1. **7 Priest Holmes** . . . . . **Kansas City**  
Curtis Martin . . . . . N.Y. Jets  
Ahman Green . . . . . Green Bay
4. 6 Stephen Davis . . . . . Washington
5. 5 Five Players tied



**NFL LEADERS  
YARDS FROM SCRIMMAGE  
2001**



1. **2,169 Priest Holmes** . . . . . **Kansas City**
2. 2,147 Marshall Faulk . . . . . St. Louis
3. 1,981 Ahman Green . . . . . Green Bay
4. 1,833 Curtis Martin . . . . . N.Y. Jets
5. 1,756 Ricky Williams . . . . . New Orleans



**NFL LEADERS  
10+ YARD CARRIES  
2001**



1. **52 Priest Holmes** . . . . . **Kansas City**
2. 45 Curtis Martin . . . . . N.Y. Jets
3. 39 Stephen Davis . . . . . Washington
4. 35 Emmitt Smith . . . . . Dallas
5. 34 Ahman Green . . . . . Green Bay  
Ricky Williams . . . . . New Orleans



**CHIEFS RECORD BOOK  
MOST RUSHING YARDS  
ONE OPPONENT, SEASON**



1. 282 Christian Okoye vs. Seattle . . . . . 1989
2. 270 Mike Garrett vs. Denver . . . . . 1967
3. **261 Priest Holmes vs. SD** . . . . . **2001**
4. 249 Mack Lee Hill vs. Houston . . . . . 1965
5. 247 Mike Garrett vs. N.Y. Jets . . . . . 1967



**CHIEFS RECORD BOOK  
GAMES TO 1,000 RUSH YDS.  
SEASON**



1. 11 Christian Okoye . . . . . 1989
2. **12 Priest Holmes** . . . . . **2001**
3. 13 Joe Delaney . . . . . 1981
4. 14 Abner Haynes . . . . . 1962  
Mike Garrett . . . . . 1967  
Christian Okoye . . . . . 1991



**CHIEFS RECORD BOOK  
MOST 100-YD REC. GAMES  
RB, CAREER**



1. 5 Abner Haynes . . . . . 1960-65
2. 3 Paul Palmer . . . . . 1987-88  
Johnny Robinson . . . . . 1960-71
4. **2 Priest Holmes** . . . . . **2001**  
Curtis McClinton . . . . . 1962-69



**CHIEFS RECORD BOOK  
MOST 100-YD REC. GAMES  
RB, SEASON**



1. 3 Paul Palmer . . . . . 1988
2. 2 Johnny Robinson . . . . . 1960  
Abner Haynes . . . . . 1964  
**Priest Holmes** . . . . . **2001**



## HOLMES' TOP OFFENSIVE PERFORMANCES COMBINED NET YARDS



Date	Opponent	Rushing			Receiving			Combined Net Yds.		
		No.	Yds.	Avg.	No.	Yds.	Avg.	No.	Yds.	Avg.
1. 12/9/01	@ Oakland#	28	168	6.0	5	109	21.8	33	277	8.4
2. 11/22/98	@ Cincinnati*	36	227	6.3	0	0	0.0	36	227	6.3
3. 9/30/98	@ Washington#	23	147	6.4	5	78	15.6	28	225	8.0
4. 11/25/01	Seattle#	26	120	4.6	3	70	23.3	29	190	6.6
5. 11/4/01	@ San Diego#	30	181	6.0	1	9	9.0	31	190	6.2

\* with Baltimore

# with Kansas City



### CHIEFS RECORD BOOK MOST 10+ YARD CARRIES SEASON



1.	52	Priest Holmes	.....	2001
2.	29	Barry Word	.....	1990
3.	22	Marcus Allen	.....	1995
4.	21	Christian Okoye	.....	1991
5.	20	Donnell Bennett	.....	1999



### CHIEFS RECORD BOOK MOST 10+ YARD CARRIES GAME



1.	10	Priest Holmes vs. OAK	..	12/9/01
2.	6	Priest Holmes vs. PIT	..	10/14/01
		Priest Holmes at SD	.....	11/4/01
		Priest Holmes vs. DEN	..	12/16/01
5.	5	Four players tied		



### CHIEFS RECORD BOOK 100-YARD DOUBLE-DOUBLES (100 YDS RUSHING, RECEIVING GAME)



Player	Opponent	Date	No.	Rushing			Receiving			Total Yards
				Yards	Avg.	No.	Yards	Avg.		
1. Priest Holmes	@ Oakland	12/9/01	28	168	6.0	5	109	21.8	227	
2. Abner Haynes	@ Oakland	9/27/64	12	106	8.8	5	117	23.4	223	
3. Joe Delaney	Oakland	10/11/81	28	106	3.8	3	104	34.7	210	
4. Tony Reed	N.Y. Giants	10/21/79	20	106	5.3	8	103	12.9	209	



### CHIEFS RECORD BOOK COMBINED NET YARDS SEASON



1.	2,169	Priest Holmes	.....	2001
2.	2,100	Abner Haynes	.....	1960
3.	1,897	Tamarick Vanover	.....	1995
4.	1,865	Abner Haynes	.....	1961
5.	1,783	Tamarick Vanover	.....	1997



### CHIEFS RECORD BOOK COMBINED NET YARDS GAME



1.	309	Stephone Paige vs. SD	..	12/22/85
2.	290	Noland Smith vs. SD	....	10/15/67
3.	277	Priest Holmes vs OAK	..	12/9/01
4.	276	Abner Haynes vs. SD	....	10/20/63
5.	265	Abner Haynes vs. OAK	....	9/27/64



### CHIEFS RECORD BOOK YARDS FROM SCRIMMAGE SEASON




1.	2,169	Priest Holmes	.....	2001
2.	1,622	Abner Haynes	.....	1962
3.	1,536	Tony Reed	.....	1978
4.	1,492	Christian Okoye	.....	1989
5.	1,451	Abner Haynes	.....	1960



### CHIEFS RECORD BOOK COMBINED ATTEMPTS SEASON



1.	389	Priest Holmes	.....	2001
2.	372	Christian Okoye	.....	1989
3.	286	Mike Garrett	.....	1967
4.	277	Ed Podolak	.....	1973
5.	276	Abner Haynes	.....	1962



## CURTIS JACKSON

WIDE RECEIVER - 5-10 - 195

TEXAS

FREE AGENT (2002)

NFL: 2 (1ST WITH CHIEFS)

BORN: SEPTEMBER 22, 1973

FORT WORTH, TEXAS

GP/GS: (7/2) PLAYOFFS: (0/0)



**Pro Career:** Free agent wide receiver signed with the Chiefs on May 1st of 2002 ... Speedy pass catcher could also work as a return man ... Reunited in Kansas City with Chiefs RB Priest Holmes who was a college teammate at Texas ... Saw duty in seven games (two starts) for New England over the past two seasons ... Had seven receptions for 60 yards (8.6 avg.) and 15 kickoff returns for 353 yards (23.5 avg.) ... Went to training camp with the Patriots a year ago before being released prior to the season on September 2nd ... Signed to the practice squad on September 4th where he spent the first seven weeks of the campaign ... Promoted to the 53-man roster on October 21st before suffering an ankle injury and being placed on injured reserve on November 7th ... Originally joined the Patriots as a free agent on November 15th of 2000 after spending the first 11 weeks of the campaign on the St. Louis practice squad ... Attended training camp with the Rams in 2000 prior to being released on August 27th and was subsequently signed to the practice squad on August 29th ... Experienced his first form of professional football with the Hamilton Tiger-Cats of the Canadian Football League in '99 ... Played in nine games, producing five receptions for 95 yards (19.0 avg.) ... Had 28 punt returns to finish second on the team with 246 return yards (8.8 avg.) ... Added 11 kickoff returns for 193 yards (17.5 avg.) and a rush for six yards ... Originally entered the NFL as a rookie free agent with St. Louis on April 17th of 2000. **At New England (2000-01):** Appeared in seven games (two starts) during his two seasons in New England ... Caught seven passes for 60 yards (8.6 avg.) and returned 15 kickoffs for 353 yards (23.5 avg.). **2001:** Promoted to the 53-man roster on October 21st after spending the first seven weeks on the practice squad ... Appeared in two games before an ankle injury prematurely ended his season ... Caught two passes for 16 yards and returned two kickoffs for 30 yards ... Had a four-yard catch at Denver (10/28) in his first game action of the season ... Caught a 12-yard pass and returned two kickoffs for 30 yards at Atlanta (11/4) before injuring his ankle ... Was placed on injured reserve on November 7th. **2000:** Played in five games with two starts ... Signed with the club on November 15th after spending the first 11 weeks of the campaign on the Rams developmental squad ... Caught five passes for 44 yards (8.8 avg.) and returned 13 kickoffs for 323 yards (24.8 avg.) ... Made his NFL debut on special teams at Detroit (11/23) ... Opened his initial NFL contest vs. Kansas City (12/4), catching two passes for 17 yards and returning four kickoffs for a career-high 117 yards ... Set career-highs with three receptions for 27 yards at Chicago (12/10) ... Totaled three returns for 85 yards (28.3 avg.) at Buffalo (12/17). **Canadian Football League (1999):** Played in nine games for the Hamilton Tiger-Cats, catching five passes for 95 yards (19.0 avg.) ... Finished with 28 punt returns to rank second on the club with 246 yards (8.8 avg.) ... Added 11 kickoff returns for 193 yards (17.5 avg.) and a six-yard rush.

**College:** Played in 39 games (five starts) at Texas ... Had his senior season cut short after five games with a knee injury, but still managed to catch 11 passes for 126 yards with one touchdown ... Also returned three kickoffs for 75 yards (25.0 avg.) ... Missed the '95 season with a knee injury and was consequently granted a medical redshirt ... Made the seamless switch to wide receiver from running back as a junior ... Appeared in 12 games to finish third on the team with 27 receptions for 401 yards (14.9 avg.) with two touchdowns ... Added 19 kickoff returns for 411 yards (21.6 avg.) and 11 punt returns for 76 yards (6.9 avg.) ... Saw duty in 11 games (four starts) at tailback as a sophomore ... Rushed 73 times for 291 yards (3.9 avg.) and caught 16 passes for 76 yards (4.8 avg.) ... Played in all 11 games (one start) as a true freshman ... Produced 62 carries to finish third on the squad with 237 yards (3.8 avg.) ... Also ran the 100-meter dash during the outdoor season and the 60-meter dash during the indoor track season during his career with the Longhorns ... Graduated from Texas with a degree in Speech Communications.

**Personal:** Rushed 178 times for 1,300 yards (7.3 avg.) as a senior at Plano High School in Plano, Texas ... Full name: Curtis Ray Jackson ... Single ... Resides in Plano, Texas



### JACKSON'S NFL STATISTICS



Year	Team	G-S	RECEIVING					RUSHING				
			No.	Yds.	Avg.	LG	TD	No.	Yds.	Avg.	LG	TD
2000	New England	5-0	5	44	8.8	13	0	0	0	0.0	--	0
2001	New England	2-0	2	16	8.0	12	0	0	0	0.0	--	0
<b>Totals</b>		<b>7-2</b>	<b>7</b>	<b>60</b>	<b>8.6</b>	<b>13</b>	<b>0</b>	<b>0</b>	<b>0</b>	<b>0.0</b>	<b>--</b>	<b>0</b>

Year	Team	PUNT RETURNS					KICKOFF RETURNS				
		No.	Yds.	Avg.	LG	TD	No.	Yds.	Avg.	LG	TD
2000	New England	0	0	0.0	--	0	13	323	24.8	47	0
2001	New England	0	0	0.0	--	0	2	30	15.0	19	0
<b>Totals</b>		<b>0</b>	<b>0</b>	<b>0.0</b>	<b>--</b>	<b>0</b>	<b>15</b>	<b>353</b>	<b>23.5</b>	<b>47</b>	<b>0</b>

#### SINGLE GAME CAREER HIGHS

**Pass Receptions:** 3 at Chicago (12/10/00)

**Receiving Yards:** 27 at Chicago (12/10/00)

**Long Reception:** 13 at Chicago (12/10/00)

**Kickoff Returns:** 4 vs. Kansas City (12/4/00)

**Kickoff Return Yards:** 117 vs. Kansas City (12/4/00)

**Long Kickoff Return:** 47 vs. Kansas City (12/4/00)



## REGGIE JONES

**WIDE RECEIVER - 6-0 - 202**

**LOUISIANA STATE**

**FREE AGENT (2001)**

**NFL: 5 (2ND WITH CHIEFS)**

**BORN: MAY 8, 1971**

**KANSAS CITY, MISSOURI**

**GP/GS: (21/2) PLAYOFFS: (0/0)**



**Pro Career:** Kansas City native returned home on December 26th of 2001 as a free agent after a 20-game stint in San Diego (2000-01) ... The former track star spent two seasons with Kansas City ('97-98), spending the '97 campaign on injured reserve, while working on the practice squad in '98 ... Has appeared in 21 NFL games (two starts), catching 27 passes for 282 yards (10.4 avg.) ... Also has returned 12 punts for 58 yards (4.8 avg.) and five kickoffs for 137 yards (27.4 avg.) ... Was released by San Diego on November 13th of 2001 after signing as a free agent with the Chargers on April 30th of 2000 ... Signed by the Saskatchewan Roughriders of the Canadian Football League on September 3rd, but did not see game action ... Went to training camp with Kansas City in '99, but was released prior to the season ... Spent the '98 season on the Chiefs practice roster ... Signed by Kansas City as a free agent on April 7th of '97 and spent the following season on injured reserve with a thigh injury ... Was out of football in '96 ... Was in camp with the Panthers in '95 and signed to the Carolina practice roster on September 4th of '95 ... Subsequently signed to the active roster on October 21st where he appeared in one game ... Originally entered the NFL as a rookie free agent with Washington in '95. **At Kansas City (2001):** Signed as a free agent on December 26th for the final two games of the season after beginning the season in San Diego ... Was inactive at Jacksonville (12/30) and at Seattle (1/6/02). **At San Diego (2000-01):** Appeared in 20 games (two starts) in a season and a half with the Chargers ... Caught 27 passes for 282 yards (10.4 avg.) to go with 12 punt returns for 58 yards and five kickoff returns for 137 yards (27.4 avg.). **2001:** Played in nine games prior to being released on November 13th ... Caught five passes for 29 yards ... Returned three punts for five yards and four kickoffs for 126 yards (31.5 avg.) ... Caught a seven-yard pass at Dallas (9/23) ... Had a reception for 11 yards at New England (10/14) ... Recorded a season-high three receptions for 11 yards at Denver (11/11) and returned a career-high four kickoffs for a career-high 126 yards, including a career-long 74-yard return ... Was released on November 13th. **2000:** Appeared in 11 games with two starts catching 22 passes for 253 yards (11.5 avg.) ... Also returned nine punts for 53 yards and had a 11-yard

kickoff return ... Saw his first game action in a Chargers uniform at Kansas City (9/17) ... Caught his first NFL pass for 15 yards vs. Seattle (9/24) ... Had a career-day vs. Denver (10/8), catching seven passes for 101 yards with a long of 34 yards ... Returned a career-high four punts for 24 yards vs. Pittsburgh (12/24). **NFL Europe (1998):** One of the premier players in NFL Europe playing for the England Monarchs ... Led all non-kickers with 42 points, coming on a league-high seven touchdown receptions ... Was NFL Europe's Player of the Week after catching three passes for 101 yards with a 74-yard touchdown at Amsterdam (2/5). **At Kansas City (1997):** Had debut season with Kansas City cut short due to a high condition initially sustained during training camp ... Spent the entire season on injured reserve rehabilitating that injury. **At Carolina (1995):** Was signed to Carolina's practice squad on September 4th after being released by the Redskins ... Promoted to the Panthers 53-man roster on October 21st and was active for two games ... Was active but did not play at New England (10/29) ... Saw action vs. Indianapolis (12/3), but did not catch a pass.

**College:** Did not play football at LSU, but earned All-America honors in track seven times ... Holds the school record with a triple jump of 56'2" which he set in '92 at the U.S. Olympic trials ... Owns second place in the Tigers record books with a long jump of 26'5" ... Ran the lead leg for LSU's 4x400 meter relay team which claimed the NCAA crown in '92 and '93 ... Spent two years competing in track in Europe before working out for NFL scouts in the spring of '95 on the LSU campus ... Was a two-time junior college national champion in the indoor and outdoor triple jump at Butler County Community College in El Dorado, Kansas ... Earned a degree in Business Management at LSU.

**Personal:** Lettered in both football and track at Wyandotte High School in Kansas City, Kansas ... Full name: Reginald Lee Jones ... Married, wife Kim with a son, Reggie Jr. (9) ... Resides in Overland Park, Kansas.

JONES' NFL STATISTICS													
		RECEIVING						RUSHING					
Year	Team	G-S	No.	Yds.	Avg.	LG	TD	No.	Yds.	Avg.	LG	TD	
1995	Carolina	1-0	0	0	0.0	--	0	0	0	0.0	--	0	
1997	Kansas City	0-0	0	0	0.0	--	0	0	0	0.0	--	0	
2000	San Diego	11-2	22	253	11.5	34	0	0	0	0.0	--	0	
2001	San Diego	9-0	5	29	5.8	11	0	0	0	0.0	--	0	
	Kansas City	0-0	0	0	0.0	--	0	0	0	0.0	--	0	
<b>Totals</b>		<b>21-2</b>	<b>27</b>	<b>282</b>	<b>10.4</b>	<b>34</b>	<b>0</b>	<b>0</b>	<b>0</b>	<b>0.0</b>	<b>--</b>	<b>0</b>	
		PUNT RETURNS						KICKOFF RETURNS					
Year	Team	No.	FC	Yds.	Avg.	LG	TD	No.	Yds.	Avg.	LG	TD	
1995	Carolina	0	0	0	0.0	--	0	0	0	0.0	--	0	
1997	Kansas City	0	0	0	0.0	--	0	0	0	0.0	--	0	
2000	San Diego	9	3	53	5.9	17	0	1	11	11.0	11	0	
2001	San Diego	3	0	5	1.7	5	0	4	126	31.5	74	0	
	Kansas City	0	0	0	0.0	--	0	0	0	0.0	--	0	
<b>Totals</b>		<b>12</b>	<b>3</b>	<b>58</b>	<b>4.8</b>	<b>17</b>	<b>0</b>	<b>5</b>	<b>137</b>	<b>27.4</b>	<b>74</b>	<b>0</b>	
SINGLE GAME CAREER HIGHS													
<b>Pass Receptions:</b> 7 vs. Denver (10/8/00)				<b>Long Punt Return:</b> 17 vs. Oakland (10/29/00)									
<b>Receiving Yards:</b> 101 vs. Denver (10/8/00)				<b>Kickoff Returns:</b> 4 at Denver (11/11/01)									
<b>Long Reception:</b> 34 vs. Denver (10/8/00)				<b>Kickoff Return Yards:</b> 126 at Denver (11/11/01)									
<b>Punt Returns:</b> 4 vs. Pittsburgh (12/24/00)				<b>Long Kickoff Return:</b> 74 at Denver (11/11/01)									
<b>Punt Return Yards:</b> 24 vs. Pittsburgh (12/24/00)													

NFL RECORD BOOK		LONGEST FUMBLE RETURNS FOR TDS	
1.	104	Jack Tatum vs. Green Bay ... 9/24/72	Aeneas Williams vs. WAS ... 11/5/00
2.	102	Travis Davis vs. Carolina ... 12/26/99	
3.	100	Chris Martin vs. Miami ... 10/13/91	

NFL RECORD BOOK		MOST FUMBLES RETURNED FOR TDS, CAREER	
1.	5	Jessie Tuggle - Atlanta	1987-00
2.	4	Bill Thompson - Denver	1969-81
		Derrick Thomas - Kansas City	1989-99



## WILLIE JONES

TACKLE - 6-6 - 355

GRAMBLING

FREE AGENT (2000)

NFL: 4 (3RD WITH CHIEFS)

BORN: DECEMBER 17, 1975

BELLE GLADE, FLORIDA

GP/GS: (12/0) PLAYOFFS: (0/0)



**Pro Career:** Monumental-sized offensive tackle entering his second training camp with Kansas City in 2002 ... Posses a massive frame and incredible strength, allowing him to dominate opponents once he gets them locked up ... Has a wealth of potential and has the promise of being a solid NFL player should he continue honing his technique ... Owns a Super Bowl XXXIV ring from St. Louis after making that squad as a rookie free agent in '99 ... Took snaps at left tackle in the off-season while seven-time Pro Bowler Willie Roaf rehabbed a knee injury ... Will battle for a reserve role at both tackle posts once the regular season begins ... Is an intimidating sight on the practice field ... A devastating drive blocker who will continue honing his pass protection skills with offensive line coach Mike Solari ... Should also benefit from the presence of assistant offensive line coach Irv Eatman, who brings 14 years of professional playing expertise to the table ... Has a vast potential which would be exciting to see unveiled ... Joined the Chiefs late in 2000, inking to the club's practice squad on November 29th ... Was subsequently promoted to Kansas City's 53-man roster on December 15th when Marcus Spears was placed on injured reserve ... Has seen action in 12 game ... Went to camp with Miami in 2000, but was released on August 26th and did not catch on with another club until coming to Kansas City ... Attended training camp with St. Louis in '99 and made that squad's 53-man roster, but did not take a snap in the regular season or the playoffs ... Originally entered the NFL as a rookie free agent with St. Louis on April 30th of '99. **At Kansas City (2000-01):** Joined the Chiefs practice squad on November 29th of 2000 and was added to the 53-man roster on December 15th ... Has played in 12 games, seeing action in six games on offense. **2001:** Appeared in 12 games, taking snaps on offense in six games ... Was inactive for three games ... Saw his first NFL game action on special teams vs. Oakland (9/9) ... Was inactive vs. the N.Y. Giants (9/23) ... Played in his first career NFL game on offense at Washington (9/30) ... Saw reserve action at RT in place of an injured Victor Riley vs. Pittsburgh (10/14) ... Played on the placement protection units at Arizona (10/21) ... Saw action as an extra tackle in the club's goal line formations vs. Indianapolis (10/25) and at San Diego (11/4) ... Played on the placement protection team at the N.Y. Jets (11/11) ... Saw action in goal line formations and on the placement protection team vs. Seattle (11/25) ... Saw action on the placement protection team vs. Philadelphia (11/29), at Oakland (12/9) and vs. Denver (12/16) ... Was a tackle eligible in short yardage formations and played on the placement protection team vs. San Diego (12/23) ... Was inactive at Jacksonville (12/30) and at Seattle (1/6/02). **2000:** Signed to the practice squad on November 29th ... Activated to the 53-man roster on December 15th when OT Marcus Spears was placed on injured reserve ... Was inactive for the club's final two regular season games vs. Denver (12/17) and at Atlanta (12/24). **At St. Louis (1999):** Made the Rams 53-man roster as a rookie free agent ... Was inactive for the club's first 10 regular season games before being placed on the Reserve/Non-Football Injury list on November 24th, where he spent the team's final six regular season and three postseason games.

**College:** Started nine games as a senior at Grambling and registered 90 knockdown blocks ... Started 10 games at left tackle as a junior ... Helped offense average 191.0 yards passing per game ... Appeared in 11 games as a sophomore at Central Florida ... Majored in Criminal Justice at Grambling.

**Personal:** Was an All-State, All-County and All-Area selection as a prep at Glades Central High School in Belle Glade, Florida ... Also lettered in baseball ... Full name: Willie J. Jones ... Has a son Willie II (7) and a daughter Wil'keria (5) ... Resides in Lenexa, Kansas.

**Games Played/Games Started:** 1999 STL (0/0), 2000 KC (0/0), 2001 KC (12/0) — 12/0.

### 40TH FACT

LSU, Texas and UCLA have produced more Chiefs players than any other schools, owning 16 players apiece who have made KC's all-time roster.



### 40TH FACT

The Chiefs own a streak of 92 consecutive regular season and playoff sellouts at Arrowhead and can extend that string to 100 straight in 2002.





## RICHARD JORDAN

LINEBACKER • 6-1 • 260

MISSOURI SOUTHERN  
FREE AGENT (2002)

NFL: 4 (1ST WITH CHIEFS)

BORN: DECEMBER 1, 1974

HOLDENVILLE, OKLAHOMA

GP/GS: (35/3) PLAYOFFS: (1/0)



**Pro Career:** Fourth-year NFL linebacker who is making his second trek to River Falls with Kansas City in 2002 after signing as a free agent on January 30th of this year ... Originally inked with the Chiefs in 2001 and was one of the club's final cuts prior to the start of the regular season ... Returns to the state of Missouri after playing collegiately at Missouri Southern in Joplin, the same school which produced Denver WR Rod Smith ... Is expected to work at the middle linebacker post along with Marcus Patton and Monty Beisel ... Worked predominantly on special teams during a three-year stay in Detroit ('97-99), but also started three games at middle linebacker and saw action in nickel situations for the Lions ... Also played defensive end during his college tenure, but is expected to continue concentrating his efforts at the middle linebacker post for the Chiefs ... Has seen action in 35 regular season games (three starts), as well as playing in one postseason contest ... Owns 48 career tackles (34 solo) to go along with one interception for four yards and a pair of passes defended ... A high-energy special teams performer who racked up 48 special teams stops in just 35 games with Detroit ... Made the trip north with the Chiefs in 2001, but was let go on September 2nd ... Went to camp with the Lions in 2000, but was released on August 27th and did not catch on with another club for the remainder of the year ... Originally entered the league as Detroit's third of three seventh-round selections (239th overall) in the '97 NFL Draft. **At Detroit (1997-99):** Saw duty in 35 games (three starts), producing 48 tackles (34 solo), one interception for four yards, a pair of passes defended and 48 special teams tackles ... Played in one postseason contest. **1999:** Saw action in nine games, registering four tackles and 13 special teams takedowns ... Recorded a season-high three special teams stops vs. Green Bay (9/19) ... Produced a season-best four stops on defense at Carolina (10/24) ... Suffered a broken bone in his hand vs. St. Louis (11/7), but returned to action late in the contest ... Suffered a season-ending knee injury at Arizona (11/14) and was placed on Injured Reserve on November 17th. **1998:** Enjoyed his best season as a pro, seeing duty in all 16 games with three starts at middle linebacker in place of an injured Stephen Boyd ... Finished the year with a career-high 40 tackles (30 solo), one interception and a pair of passes defended ... Also had a career-best 21 special teams stops to rank third on the squad ... Named by his teammates as the recipient of the Chuck Hughes Most Improved Player Award ... Displayed solid play-making ability in his three starts when he led or shared the team lead in tackles in all three of those games ... Recorded the finest game of his pro tenure in his initial NFL start at Tampa Bay (11/22). Produced a career-high 12 tackles, recorded the first interception of his career and tallied two passes defended ... Saw significant action in place of Boyd in a reserve role at San Francisco (12/14) and led the squad with nine stops ... Had 10 stops in a start vs. Atlanta (12/20) and tied for the team lead with nine stops in a starting performance at Baltimore (12/27). **1997:** Saw action in 10 games during his rookie campaign, registering 14 special teams tackles to rank sixth on the squad ... Made the 53-man roster coming out of camp, but was released on August 25th and subsequently signed to the practice squad on August 27th ... Was then promoted back to the 53-man roster from the practice squad on September 27th ... Saw his first professional action vs. Green Bay (9/28) and made two special teams tackles ... Produced a career-high four special teams tackles at Green Bay (11/2) ... Suffered a hamstring injury vs. Indianapolis (11/23), which sidelined him for the next two games ... Played on special teams in the club's NFC Wild Card contest at Tampa Bay (12/28).

**College:** Moved to the starting middle linebacker slot as a senior at Missouri Southern in '96 after playing defensive end for his first three years with the club ... Produced a career-high 136 tackles, as well as six tackles for loss, a sack, one fumble recovery and a career-high three interceptions during his senior campaign ... Was a second team All-America choice by *Football Gazette* and the Division II Sports Information Directors as a junior in '95 ... Was chosen as the MIAA Co-MVP and was a first team All-Conference selection that year after ranking second on the squad with 109 tackles and 8.0 sacks (-53.0 yards) ... Also led the club with eight tackles for loss, eight passes defended, two interceptions and two forced fumbles ... Was an honorable mention All-America pick of *Football Gazette* as a sophomore in '94, earning first team All-Region and All-League status ... Led or shared

the team lead in passes defended (seven), forced fumbles (four) and fumble recoveries (two) ... Was second on the squad with 80 tackles, while adding 4.0 sacks (-31.0 yards) and eight tackles for loss ... Produced a career-high 18 tackles vs. Southwest Baptist in '94 ... Was a second team All-MIAA pick and won team Rookie of the Year honors after leading the team with 15 tackles for loss and 7.0 sacks (-39.0 yards) as a freshman in '93 ... Was also second on the club in forced fumbles (three) and fourth in tackles (68) that year ... Graduated with a degree in Physical Education from Missouri Southern.

**Personal:** Registered 152 tackles, 4.0 sacks, four fumble recoveries, two forced fumbles and two interceptions as a senior at Vian High School in Vian, Oklahoma ... Won league Defensive Player of the Year honors, as well as All-State and academic All-State accolades that year ... Also ran for 565 yards, caught seven passes for 100 yards and scored 14 touchdowns as a fullback during prep career playing for his father, Ray ... Was twice named the school's Athlete of the Year ... Won four letters in football and track and two in baseball ... Won a state title in shot put ... His older brother played football at Grambling under legendary coach Eddie Robinson ... Full name: Richard Lamont Jordan ... Nicknamed "Dirt" ... Married, wife Francoise with three children Jamih (7), Savin (3) and Richard, Jr. (2) ... The Jordans are expecting their fourth child this year and reside in Southfield, Michigan.



### JORDAN'S NFL STATISTICS



Year	Team	G-S	TACKLES			FUMBLES		SACKS No./Yds.	INTS No./Yds	PASSES Defended	SP. TEAM Tackles
			Solo	Asst.	Total	Rec.	For.				
1997	Detroit	10-0	0	0	0	0	0	0.0/0.0	0/0	0	14
1998	Detroit	16-3	30	10	40	0	0	0.0/0.0	1/4	2	21
1999	Detroit	9-0	4	4	8	0	0	0.0/0.0	0/0	0	13
<b>Totals</b>		<b>35-3</b>	<b>34</b>	<b>14</b>	<b>48</b>	<b>0</b>	<b>0</b>	<b>0.0/0.0</b>	<b>1/4</b>	<b>2</b>	<b>48</b>

**Postseason:** Played in one playoff game for Detroit in '97.

#### SINGLE GAME CAREER HIGHS

**Tackles:** 12 at Tampa Bay (11/22/98)

**Passes Defended:** 2 at Tampa Bay (11/22/98)

**Interceptions:** 1 at Tampa Bay (11/22/98)

**Sp. Teams Tackles:** 4 at Green Bay (11/2/97)



## EDDIE KENNISON

**WIDE RECEIVER - 6-1 - 201**

**LOUISIANA STATE  
FREE AGENT (2001)**

**NFL: 7 (2ND WITH CHIEFS)**

**BORN: JANUARY 20, 1973**

**LAKE CHARLES, LOUISIANA**

**GP/GS: (90/69) PLAYOFFS: (0/0)**



**Pro Career:** Free agent wide receiver signed with the Chiefs on December 3rd of 2001 ... Enters his first full season in Kansas City after appearing in the final five games of the season for the Chiefs a year ago ... Former collegiate track star gives the club the speed necessary to stretch the field vertically ... Is the club's top candidate to fill the squad's starting "X" receiver post heading into training camp ... Expected to pair in the starting lineup with 2002 free agent signee WR Johnnie Morton, giving the club a talented pair of pass catchers at the WR position ... Showed flashes of brilliance during his debut campaign in Kansas City, including a 121-yard outburst at Jacksonville (12/30/01), the lone 100-yard outing by a Chiefs wide receiver last season ... Rejoins head coach Dick Vermeil in Kansas City after playing two seasons ('97-'98) under Vermeil in St. Louis ... Has appeared in 90 career games (69 games), catching 243 passes for 3,437 yards (14.1 yards) with 17 touchdowns and producing five career 100-yard receiving days ... Equally adept at returning kicks ... Has returned 84 punts for 1,343 yards (9.7 avg.) with three touchdowns and 24 kickoffs for 468 yards (19.5 avg.) ... Has also carried the ball 16 times for 136 yards (8.5 avg.) ... Signed with Denver on April 5th of 2001, but was released on November 15th ... Was acquired by

Chicago on February 21st of 2000 in a trade with New Orleans which sent a fifth-round 2000 draft pick to the Saints, which the club later traded to Indianapolis ... Was acquired by New Orleans on February 18th of '99 in a trade with St. Louis which sent a second-round '99 draft choice to the Rams, which the club used on DB Dre' Bly ... Originally entered the NFL as a first-round selection (18th overall) of St. Louis in the '96 NFL Draft. **At Kansas City (2001):** Appeared in five games (one start) after signing with the club as a free agent on December 3rd ... Had 16 receptions for 322 yards and two rushes for 13 yards in addition to a forced fumble ... Saw his first action in a Chiefs uniform at Oakland (12/9), catching one pass for seven yards. He also forced a fumble on Travlan Smith, who was returning an INT ... Caught three passes for 62 yards at Denver (12/16), including a 42-yard reception to set up a touchdown and a 14-yard rush ... Produced three receptions for 58 yards including a 48-yard catch vs. San Diego (12/23). The 48-yard catch was his longest since hauling in a 51-yarder vs. Dallas (12/24/99) while with New Orleans ... Recorded six catches for a season-high 121 yards at Jacksonville (12/30). Those were the most yards receiving by a Chiefs WR since Derrick Alexander had 146 yards vs. Buffalo (11/19/00) and Kennison's most since catching four passes for 138 yards vs. Atlanta (10/10/99) while with New Orleans ... Started his first game in a Chiefs uniform at Seattle (1/6/02) and caught three passes for a team-high 74 yards including a 65-yard catch that was his longest reception since a 90-yard catch vs. Atlanta (10/10/99) while with the Saints. **At Denver (2001):** Appeared in the first eight games (six starts) of the season with Denver ... Caught 15 passes for 169 yards (11.3 avg.) with one touchdown ... Also rushed three times for nine yards (3.0 avg.) ... Caught one pass for 36 yards vs. the N.Y. Giants (9/10) ... Started his first game of the season at Arizona (9/23), catching two passes for 12 yards ... Saw reserve action vs. Baltimore (9/30) ... Started vs. Kansas City (10/7) ... Had a season-high six catches for 84 yards with a 25-yard TD reception in a start at Seattle (10/14) ... Started at San Diego (10/21), producing four catches for 27 yards ... Started vs. New England (10/28) ... Caught one pass for nine yards in a starting role at Oakland (11/5) ... Was inactive vs. San Diego (11/11) ... Was released on November 15th. **At Chicago (2000):** Played in 16 games (10 starts), leading the team with 55 receptions for 549 yards with two touchdowns ... Also rushed three times for 72 yards ... Led the team in receiving in five games ... Had two receptions for 16 yards at Minnesota (9/3) ... Caught one pass for five yards at Tampa Bay (9/10) ... Caught a two-yard touchdown pass for his first score with Chicago vs. the N.Y. Giants (9/17) ... Had five catches for 35 yards vs. Detroit (9/24) ... Produced one catch for 21 yards and a career-long rush of 52 yards at Green Bay (10/1) ... Led the team with eight receptions for 89 yards vs. New Orleans (10/8) ... Had one catch for four yards vs. Minnesota (10/15) ... Caught five passes for 62 yards at Philadelphia (10/22) ... On the receiving end of five passes for 37 yards vs. Indianapolis (11/5) ... Led the team with six catches for 55 yards at Buffalo (11/12) ... Had four catches for 54 yards vs. Tampa Bay (11/19) ... Had a seven-yard reception at the N.Y. Jets (11/26) ... Produced three catches for 22 yards vs. Green Bay (12/3) ... Led the team with eight receptions for 100 yards, including a nine-yard touchdown catch vs. New England (12/10) ... Caught a 10-yard pass at San Francisco (12/17) ... Produced three receptions for 33 yards at Detroit (12/24). **At New Orleans (1999):** Started all 16 games for the first time in his career ... Tallied a team-high 61 catches for 835 yards (13.7 avg.) and four touchdowns ... Also returned 35 punts for 258 yards (7.4 avg.) ... Caught a two-yard pass for his first touchdown reception with New Orleans at San Francisco (9/19) ... Caught four passes for a season-high 138 yards including a career-long and Saints' record 90-yard touchdown reception vs. Atlanta (10/10) ... Had seven catches for 94 yards vs. Tennessee (10/17) ... Caught a 51-yard touchdown pass vs. Dallas (12/24). **At St. Louis (1996-98):** Saw action in 45 games (36 starts) in three seasons with St. Louis ... Hauled in 96 passes for 1,562 yards (16.3 avg.) with 10 TDs ... Also returned 138 punts for 1,343 yards (9.7 avg.) and three touchdowns ... Returned 24 kickoffs for 468 yards (19.5 avg.) ... Originally entered the NFL as a first-round selection (18th overall) of St. Louis in the '96 NFL Draft. **1998:** Played in 16 games (13 starts), catching 17 passes for 234 yards (13.8 avg.) with one touchdown ... Returned a career-high 40 punts for 415 yards (10.4 avg.) with one touchdown and carried the ball twice for nine yards ... Had a 71-yard punt return for a touchdown vs. Minnesota (9/13) ... Caught a season-long pass of 45-yards at Buffalo (9/20). **1997:** Played in 14 games (nine starts) in his second season with St. Louis ... Caught 25 passes for 404 yards (16.2 avg.) ... Led the team with 34 punt returns for 247 yards (7.3 avg.) and added three rushes for 13 yards ... Caught a team-high four passes for 80 yards vs. New Orleans (8/31) ... Was inactive vs. Seattle (10/19) and vs. Kansas City (10/26) with a sore groin ... Had three receptions for a season-high 90 yards including a 76-yard reception vs. Atlanta (11/16). **1996:** Played in 15 games (14 starts) during his rookie campaign ... Caught 54 passes for a career-high 924 yards (17.1 avg.) with nine touchdowns ... Also returned 29 punts for 423 yards (14.6 avg.) with two touchdowns and 23 kickoffs for 454 yards (14.7 avg.) ... Tallied a team-high 1,801 all-purpose yards and led the team with 11 touchdowns ... Ranked second in the NFL for rookie receiving yards and scoring ... Garnered all-rookie honors as a receiver and punt returner from *College and Pro Football Newsweekly* and *Pro Football Weekly* ... Named NFC Rookie of the Month for October ... Scored a touchdown via a pass and a punt return vs. Arizona (9/29) to become the first St. Louis player to

accomplish that feat since Henry Ellard in '84 ... Named NFC Special Teams Player of the Week for his 183-total yards performance vs. Atlanta (11/10), including a 78-yard punt return for a touchdown and a career-high 128 punt return yards ... Caught five passes for a Rams record and career-high 226 yards with three scores at Atlanta (10/15), becoming the first Rams player to score three touchdowns in a game since Henry Ellard in '89. Also earned NFC Offensive Player of the Week honors for his efforts.

**College:** Enjoyed a standout career at LSU where he caught 98 passes for 1,554 yards (15.9 avg.) including at least one catch in 31 consecutive games ... Returned 75 punts for a school record 947 yards (12.6 avg.) including a 100-yard return for a touchdown ... Ranked in the top 10 in punt returns for three consecutive years ... Received the Percy E. Roberts award as the team's MVOP ... Equally talented on the track where he was a six-time All-America ... Led the Tigers 4x100-meter relay team to the '94 NCAA Outdoor Championship ... Also qualified for the NCAA Championships in the 4x100, 4x200, 4x400 and the 200 meters during his time at LSU ... Majored in Physical Therapy at LSU.

**Personal:** Was a Parade All-America selection at Washington-Marion High School in Lake Charles, Louisiana ... Recorded 27 receptions for 497 yards in six games as a senior and hauled in 59 passes for 1,205 yards with 23 touchdowns as a junior ... Was the first player in school history to have his number retired ... Also a standout performer in track ... Was the winner of the NFL's Fastest Man competition in '97 ... Full name: Eddie Joseph Kennison III ... Married, wife Shimika with a daughter, Karrington (3) and a son, Jisiah born in May of 2002 ... Resides in Independence, Missouri.

KENNISON'S NFL STATISTICS												
RECEIVING							RUSHING					
Year	Team	G-S	No.	Yds.	Avg.	LG	TD	No.	Yds.	Avg.	LG	TD
1996	St. Louis	15-14	54	924	17.1	77	9	0	0	0.0	--	0
1997	St. Louis	14-9	25	404	16.2	76	0	3	13	4.3	6	0
1998	St. Louis	16-13	17	234	13.8	45	1	2	9	4.5	9	0
1999	New Orleans	16-16	61	835	13.7	90	4	3	20	6.7	15	0
2000	Chicago	16-10	55	549	10.0	26	2	3	72	24.0	52	0
2001	Denver	8-6	15	169	11.3	36	1	3	9	3.0	10	0
	Kansas City	5-1	16	322	20.1	48	0	2	13	6.5	14	0
<b>Totals</b>		<b>90-69</b>	<b>243</b>	<b>3,437</b>	<b>14.1</b>	<b>90</b>	<b>17</b>	<b>16</b>	<b>136</b>	<b>8.5</b>	<b>52</b>	<b>0</b>
PUNT RETURNS							KICKOFF RETURNS					
Year	Team	No.	FC	Yds.	Avg.	LG	TD	No.	Yds.	Avg.	LG	TD
1996	St. Louis	29	16	423	14.6	78	2	23	454	19.7	44	0
1997	St. Louis	34	20	247	7.3	43	0	1	14	14.0	14	0
1998	St. Louis	40	25	415	10.4	71	1	0	0	0.0	--	0
1999	New Orleans	35	23	258	7.4	18	0	0	0	0.0	--	0
2000	Chicago	0	0	0	0.0	--	0	0	0	0.0	--	0
2001	Denver	0	0	0	0.0	--	0	0	0	0.0	--	0
	Kansas City	0	0	0	0.0	--	0	0	0	0.0	--	0
<b>Totals</b>		<b>138</b>	<b>84</b>	<b>1,343</b>	<b>9.7</b>	<b>78</b>	<b>3</b>	<b>24</b>	<b>468</b>	<b>19.5</b>	<b>44</b>	<b>0</b>
SINGLE GAME CAREER HIGHS												
<b>Pass Receptions:</b> 8, three times, last vs. New England (12/10/00)						<b>Punt Returns:</b> 5 vs. Cleveland (10/31/99)						
<b>Receiving Yards:</b> 226 at Atlanta (12/15/96)						<b>Punt Return Yards:</b> 128 at Arizona (9/29/96)						
<b>Long Reception:</b> 90 vs. Atlanta (10/10/98)						<b>Long Punt Return:</b> 78 vs. Atlanta (11/10/96)						
<b>Receiving TDs:</b> 3 at Atlanta (12/15/96)						<b>Kickoff Returns:</b> 3, three times, last at Carolina (10/13/96)						
<b>Rushing Attempts:</b> 1, 16 times, last vs. San Diego (12/16/01)						<b>Kickoff Return Yards:</b> 65 at Carolina (10/13/96)						
<b>Rushing Yards:</b> 52 at Green Bay (10/1/00)						<b>Long Kickoff Return:</b> 44 at Arizona (11/10/96)						
<b>STREAKS &amp; MILESTONES:</b> Has played in 90 games, needing 10 more to mark his 100th NFL appearance. Caught his first pass as a member of the Chiefs at Oakland (12/9/01).												

## KENNISON'S GAME-BY-GAME STATISTICS

### Receiving

#### 1996 - St. Louis Rams

Date	Opponent	No.	Yds.	Avg.	LG	TD
*9/1	Cincinnati	4	70	17.5	32	0
*9/8	@ San Francisco	0	0	0.0	--	0
*9/22	Washington	1	12	12.0	12	0
*9/29	@ Arizona	1	34	34.0	34	1
*10/6	San Francisco	4	54	13.5	17	0
10/13	@ Carolina	8	93	11.6	20	1
*10/20	Jacksonville	2	71	35.5	42	0
*10/27	@ Baltimore	4	49	12.3	15	0
*11/3	@ Pittsburgh	6	67	11.2	29	0
*11/10	Atlanta	4	53	13.3	19	1
*11/17	Carolina	1	12	12.0	12	0
11/24	Green Bay	<i>Inactive/Hamstring</i>				
*12/1	@ New Orleans	2	39	19.5	20	0
*12/8	@ Chicago	8	102	12.8	19	1
*12/15	@ Atlanta	5	226	45.2	77	3
*12/21	New Orleans	4	32	8.0	15	1

### Receiving

#### 1997 - St. Louis Rams

Date	Opponent	No.	Yds.	Avg.	LG	TD
*8/31	New Orleans	4	80	20.0	41	0
*9/7	San Francisco	1	11	11.0	11	0
*9/14	@ Denver	2	26	13.0	14	0
*9/21	N.Y. Giants	3	28	9.3	12	0
*9/28	@ Oakland	0	0	0.0	--	0
10/12	@ San Francisco	0	0	0.0	--	0
10/19	Seattle	<i>Inactive/Groin</i>				
10/26	Kansas City	<i>Inactive/Groin</i>				
11/2	@ Atlanta	1	10	10.0	10	0
11/9	@ Green Bay	1	17	17.0	17	0
*11/16	Atlanta	3	97	32.3	76	0
11/23	Carolina	4	62	15.5	37	0
*11/30	@ Washington	1	35	35.0	35	0
*12/7	@ New Orleans	3	27	9.0	14	0
12/14	Chicago	1	8	8.0	8	0
*12/20	@ Carolina	1	3	3.0	3	0

### Receiving

#### 1998 - St. Louis Rams

Date	Opponent	No.	Yds.	Avg.	LG	TD
*9/6	New Orleans	2	27	13.5	15	1
*9/13	Minnesota	1	9	9.0	9	0
*9/20	@ Buffalo	1	45	45.0	45	0
*9/27	Arizona	2	17	8.5	11	0
*10/11	N.Y. Jets	2	15	7.5	8	0
*10/18	@ Miami	0	0	0.0	--	0
*10/25	San Francisco	0	0	0.0	--	0
*11/1	@ Atlanta	1	12	12.0	12	0
*11/8	@ Chicago	3	23	7.7	12	0
*11/15	@ New Orleans	1	15	15.0	15	0
11/22	Carolina	2	23	11.5	12	0
*11/29	Atlanta	0	0	0.0	--	0
*12/3	@ Philadelphia	0	0	0.0	--	0
*12/13	New England	0	0	0.0	--	0
12/20	@ Carolina	0	0	0.0	--	0
12/27	@ San Francisco	2	48	24.0	42	0

### Receiving

#### 1999 - New Orleans Saints

Date	Opponent	No.	Yds.	Avg.	LG	TD
*9/12	Carolina	2	11	5.5	6	0
*9/19	@ San Francisco	5	46	9.2	21	1

*10/3	@ Chicago	4	55	13.8	22	0
*10/10	Atlanta	4	138	34.5	90	1
*10/17	Tennessee	7	94	13.4	19	0
*10/24	@ N.Y. Giants	5	62	12.4	25	0
*10/31	Cleveland	2	27	13.5	17	0
*11/7	Tampa Bay	2	42	21.0	30	0
*11/14	San Francisco	3	41	13.7	20	0
*11/21	@ Jacksonville	2	38	19.0	23	0
*11/28	@ St. Louis	5	33	6.6	11	0
*12/5	@ Atlanta	4	23	5.8	8	0
*12/12	St. Louis	2	19	9.5	14	0
*12/19	@ Baltimore	5	67	13.4	32	0
*12/24	Dallas	3	95	31.7	51	1
*1/2	@ Carolina	6	44	7.3	12	1

### Receiving

#### 2000 - Chicago Bears

Date	Opponent	No.	Yds.	Avg.	LG	TD
9/3	@ Minnesota	2	16	8.0	9	0
9/10	@ Tampa Bay	1	5	5.0	5	0
9/17	N.Y. Giants	1	2	2.0	2	1
9/24	Detroit	5	35	7.0	12	0
10/1	@ Green Bay	1	21	21.0	21	0
*10/8	New Orleans	8	89	11.1	21	0
*10/15	Minnesota	1	4	4.0	4	0
10/22	@ Philadelphia	5	62	12.4	24	0
11/5	Indianapolis	5	37	7.4	9	0
*11/12	@ Buffalo	6	55	9.2	26	0
*11/19	Tampa Bay	4	54	13.5	22	0
*11/26	@ N.Y. Jets	1	7	7.0	7	0
*12/3	Green Bay	3	22	7.3	13	0
*12/10	New England	8	100	12.5	20	1
*12/17	@ San Francisco	1	10	10.0	10	0
*12/24	@ Detroit	3	30	10.0	18	0

### Receiving

#### 2001 - Denver Broncos

Date	Opponent	No.	Yds.	Avg.	LG	TD
9/10	N.Y. Giants	1	36	36.0	36	0
*9/23	@ Arizona	2	12	6.0	8	0
9/30	Baltimore	1	1	1.0	1	0
*10/7	Kansas City	0	0	0.0	--	0
*10/14	@ Seattle	6	84	14.0	25	1
*10/21	@ San Diego	4	27	6.8	9	0
*10/28	New England	0	0	0.0	--	0
*11/5	@ Oakland	1	9	9.0	9	0
11/11	San Diego	<i>Inactive</i>				

### Receiving

#### 2001 - Kansas City Chiefs

Date	Opponent	No.	Yds.	Avg.	LG	TD
12/9	@ Oakland	1	7	7.0	7	0
12/16	Denver	3	62	20.7	42	0
12/23	San Diego	3	58	19.3	48	0
12/30	@ Jacksonville	6	121	20.2	50	0
*1/6	@ Seattle	3	74	24.7	65	0

\* Indicates Games Started



# DAVE KLEMIC

**WIDE RECEIVER - 5-11 - 186**

**NORTHEASTERN  
FREE AGENT (2001)**

**NFL: 1 (1ST WITH CHIEFS)**

**BORN: JUNE 16, 1978**

**PHILADELPHIA, PENNSYLVANIA**

**GP/GS: (0/0) PLAYOFFS: (0/0)**



**Pro Career:** Speedy wideout expected to miss the entire 2002 season due to a broken right leg suffered in NFL Europe ... Was gaining valuable experience playing for the Barcelona Dragons in NFL Europe this spring before suffering that injury ... Underwent surgery on May 3rd to repair the break and have pins inserted into the leg, but is expected to make a full recovery ... Came to Kansas City as a rookie free agent a year ago and made an immediate impression on the coaching staff ... Although unable to crack the active roster, did spend all of last season on the club's practice squad ... Originally signed with Kansas City as a rookie free agent on April 26th of 2001 ... Joined the Chiefs practice squad on September 4th of 2001 where he spent the remainder of the regular season ... Had a strong training camp in 2001, but was released as one of the team's final cuts on September 2nd ... Originally signed with the club as a rookie free agent in 2001. **NFL Europe (2002):** Appeared in two games for the Barcelona Dragons ... Caught one pass for 47 yards and added a four-yard rush ... Caught a 47-yard pass vs. Frankfurt (4/20) before breaking his lower right leg late in the game that prematurely ended his season ... Underwent surgery on May 3rd to have pins inserted in his leg.

**College:** A record-setting receiver and track athlete at Northeastern where he started all 44 games of his career ... Caught 217 passes for 3,419 yards (15.8 avg.) with 41 touchdowns ... Added 17 carries for 144 yards (8.5 avg.) with one touchdown, as well as 35 kickoff returns for 670 yards (19.1 avg.) ... Produced a school-record 16 career 100-yard receiving games ... His 42 total touchdowns, 41 receiving touchdowns, 3,419 receiving yards, 262 total points and 217 receptions were all school records ... Finished second in school annals with 4,232 all-purpose yards ... Started all 11 games for the fourth consecutive year as a senior ... Hauled in 65 passes for 846 yards (13.0 avg.) with nine touchdowns as an All-Atlantic 10 and All-New England selection ... Also had 10 rushes for 89 yards (8.9 avg.) and 16 kickoff returns for 326 yards (20.4 avg.) ... In 11 starts as a junior he caught 58 passes for 766 yards (13.2 avg.) with seven touchdowns and had four carries for 56 yards (14.0 avg.) ... Started 11 games as a sophomore and led the team in receptions with 65 ... Set school records with 1,175 receiving yards (18.1 avg.) and 15 touchdown catches ... Also led the team with 13 kickoff returns for 269 yards (20.7 avg.) ... Burst onto the scene as a redshirt freshman starting all 11 games ... Caught 29 passes for 632 yards (14.6 avg.) with 10 touchdowns ... Also returned five kickoffs for 73 yards (14.6 avg.) ... Equally proficient in track and field, winning seven America East Championships ... Majored in History at Northeastern.

**Personal:** A prep standout in both football and track at Midland High School in Somers Point, New Jersey ... Set single season marks of 31 catches, 584 receiving yards and 11 touchdowns as a senior ... Also set school marks in the long jump (23 feet 11 inches) and 400-meter hurdles (54.99 seconds) in track and field ... Full name: David Christian Klemic ... Single ... Resides in Kansas City, Missouri.



**NFL LEADERS  
INTRADIVISION PLAY  
1995-01**



	<b>Team</b>	<b>Record</b>	<b>Pct.</b>
1.	Green Bay	38-18	.679
2.	Denver	37-19	.661
3.	<b>Kansas City</b>	<b>36-20</b>	<b>.643</b>
4.	Jacksonville	39-23	.629
5.	San Francisco	35-21	.625



**AFC WEST  
DIVISION PLAY  
1990-01**



	<b>Team</b>	<b>Record</b>	<b>Pct.</b>
1.	<b>Kansas City</b>	<b>64-32</b>	<b>.667</b>
2.	Denver	57-39	.594
3.	Oakland	49-47	.510
4.	Seattle	34-62	.354
5.	San Diego	31-65	.323



## MIKE MASLOWSKI

LINEBACKER - 6-1 - 243

WISCONSIN - LA CROSSE

NFL: 4 (4TH WITH CHIEFS)

FREE AGENT (1999)

BORN: JULY 11, 1974

THORP, WISCONSIN

GP/GS: (39/5) PLAYOFFS: (0/0)



**Pro Career:** Hard-hitting and hard-working Wisconsinite continues to make believers out of those who doubted he could fulfill his pro football aspirations ... Has earned the respect of his peers in the NFL's hardhat-and-lunchpail crowd with his "throwback" approach to the game ... Was waging a battle with incumbent MLB Marcus Patton for the starting job at that spot before a left knee injury in third preseason game of 2001 curtailed his campaign ... Missed the first five contests of the year and appeared in eight contests before suffering a different injury to the same knee late in the regular season ... Attempting to rebound after spending the final three games of last year on injured reserve ... Appears to have made a complete recovery and is slated to compete for playing time at outside linebacker in 2002 ... Those setbacks a year ago shouldn't deter this fourth-year linebacker who has been overcoming obstacles his entire football career ... Completed an arduous journey to the NFL in '99 after playing in NFL Europe that spring and competing in the Arena Football League in '98 ... Initially entered the pro ranks as a rookie free agent with the San Diego Chargers in '97, but was cut before the start of the regular season ... Excelled playing MLB in both NFL Europe and in the collegiate ranks ... Worked at that spot behind Patton a year ago, but is also more than capable of performing at either outside linebacker position ... Broke into the Chiefs starting lineup at the left outside "base" linebacker post late in the 2000 season ... Started five of the club's final six games of the year at that position, posting double-digit tackles in three of those contests ... That move into the starting lineup signaled another dramatic step in this third-year linebacker's unlikely path to success in the National Football League ... Was a member of *USA Today's* All-Joe Team in 2000, a squad which annually recognizes the league's top blue-collar performers ... Was also selected to *Dr. Z's Sports Illustrated* All-Pro team in 2000 for his special teams efforts ... Part of a growing list of current NFL players who honed their skills in NFL Europe, including the likes of two-time NFL MVP, Kurt Warner of the St. Louis Rams ... Arguably one of the most exciting defensive performers to ever come out of the European league ... After establishing himself as one of the league's most competitive special teams performers in '99, built on that reputation by upping his tackle count in the kicking game in 2000 and earning the starting spot on defense by season's end ... Despite taking on an increased role on defense in 2000, still led the squad with 25 special teams stops, making him the only KC player with 20 or more such tackles ... In three seasons with the Chiefs, has played in 39 games with five starts ... Owns 70 tackles (55 solo), 3.0 sacks (-6.0 yards), a fumble recovery, a forced fumble, four passes defended and four QB pressures ... Has also racked up 60 special teams stops, an average of 1.5 per game ... Displayed an amazing feat of durability and desire in '99, playing in a total of 30 pro games, seeing action in 11 contests with the Barcelona Dragons to go with 19 preseason and regular season outings in Kansas City ... Despite his circuitous path to the NFL, made the most of his long-awaited opportunity with the Chiefs ... Honed his special teams skills at the hand of ace special teamer LB Greg Manusky and finished second on the squad with 23 special teams tackles in '99, the most by a Kansas City rookie since '94 ... Was a landslide winner of the club's prestigious Mack Lee Hill Award, presented annually to the Chiefs top first-year performer ... Has the ability to long snap, which originally was one of the reasons Kansas City signed him in '99 ... Was inked by the Chiefs after earning Team Ironman honors as a linebacker, fullback and special teams performer for the Arena League's San Jose Sabercats in '98 ... Terrorized NFL Europe in the spring of '99 by setting a league single-season record with 105 tackles ... Hails from tiny Thorp, Wisconsin (pop. 1,657), located approximately 90 miles east of the Chiefs summer home in River Falls ... Played for NCAA Division III football powerhouse Wisconsin - La Crosse which has produced several other NFL performers including former Pro Bowl guard Tom Newberry of the L.A. Rams ('84-96) and current Detroit Lions wide receiver Bill Schroeder ... Played in the same collegiate league as UW-River Falls and has seen game action on Ramer Field where the Chiefs conduct training camp ... Originally began his pro tenure as a rookie free agent with San Diego in '97. **At Kansas City (1999-01):** Has seen action in 39 games with five starts ... Owns 70 tackles (55 solo), a fumble recovery, a forced fumble and 3.0 sacks (-6.0 yards) ... Has also accumulated four passes defended, four QB pressures and 60 special teams tackles. **2001:** Played in eight games at LB and on special

teams ... Missed eight contests due to a pair of separate left knee injuries ... Recorded 10 tackles (eight solo), two tackles for loss, a pass defended, a sack (-1.0 yard) and 12 special teams stops ... Was inactive for the first five games of the season due to a left knee injury suffered in the preseason while playing on the kickoff coverage unit at Jacksonville (8/23) ... Made two tackles with one coming behind the line and one stop on special teams in his first game action of the season at Arizona (10/21) ... Registered a sack (-1.0 yard) of Peyton Manning and made two special teams stops vs. Indianapolis (10/25) ... Recorded three tackles and a pass defended at LB to go along with three special teams tackles at San Diego (11/4) ... Collected two tackles on defense to go with a team-high three special teams stops at the N.Y. Jets (11/11) ... Made one tackle apiece on defense and special teams vs. Seattle (11/25) ... Registered a tackle vs. Philadelphia (11/29) ... Recorded a tackle on the kickoff coverage team and saw action at LB in nickel formations at Oakland (12/9) ... Registered a special teams stop and saw action at LB in nickel formations vs. Denver (12/16) before injuring his left knee in the fourth quarter ... Was placed on injured reserve on December 23rd. **2000:** Saw duty in all 16 games on special teams and took defensive snaps in 14 games, starting five of those contests ... Captained the club's special teams unit ... Selected to Dr. Z's *Sports Illustrated* All-Pro team (special teams) and *USA Today's* All-Joe team ... Finished the year with 59 tackles (46 solo), 2.0 sacks (-5.0 yards), one fumble recovery, a forced fumble, four QB pressures and three passes defended ... Led the club with 25 special teams tackles, three shy of the club record of 28 set by Ken Jolly in '84 ... Tied a career-high with four special teams tackles vs. Indianapolis (9/3) ... Saw action on special teams and as a short yardage LB vs. Seattle (10/2), tallying one solo stop on defense and three special teams tackles ... Took snaps on defense in place of an injured Lew Bush vs. Oakland (10/15), recording one tackle ... Tied a career-high with four special teams stops at Seattle (10/29) ... Went into the lineup at LOLLB on the club's second defensive series at San Francisco (11/12), compiling a career-high 12 tackles (nine solo) and a personal-best three QB pressures ... Made his first career start at LOLLB vs. Buffalo (11/19), amassing two tackles (one solo) and 1.0 sack (-1.0 yard) of Rob Johnson ... Posted four solo tackles, a fumble recovery, 1.0 sack (-4.0 yards) of Ryan Leaf and one pass defended at San Diego (11/26) ... Contributed 10 tackles (eight solo), a forced fumble and three special teams tackles at New England (12/4) ... Saw reserve action at LOLLB when the club opened in a nickel package vs. Carolina (12/10), tying a career high with 12 tackles (10 solo), while adding a pass defended and two stops on KO coverage ... Started at LOLLB vs. Denver (12/17), producing eight tackles (six solo) and one QB pressure ... Totaled seven tackles (five solo) and a pass defended at Atlanta (12/24). **1999:** Earned the club's prestigious Mack Lee Hill Award as Kansas City's top first-year performer ... Saw duty in 15 games on special teams, ranking second on the squad with 23 tackles, the most by a first-year Chief since Monty Grow had 23 in '94 ... Got 15 of his stops on kickoff coverage and eight on punt coverage ... Served as a linebacker in goal line and short yardage situations in five games, posting one solo tackle on defense ... Also saw punt snapping duty in one game ... Saw action in his first NFL contest on special teams and as a reserve LB at Chicago (9/12) ... Registered one solo tackle on defense and recorded two special teams tackles vs. Denver (9/19) ... Tallied a career-high four special teams tackles vs. Detroit (9/26) ... Captained the special teams vs. New England (10/10) and at Baltimore (10/21), getting a team-high three special teams tackles vs. the Ravens ... Captained the special teams and had a pair of special teams stops vs. San Diego (10/31) ... Left the game vs. Seattle (11/21) due to a mild head trauma suffered on the opening kickoff, but returned to action later in the contest ... Was inactive the following week at Oakland (11/28) due to that injury ... Tallied two special teams tackles at Denver (12/5) and handled all of the club's punt snapping duties in the second half, replacing an injured Ralph Tamm ... Had a pair of special teams stops vs. Pittsburgh (12/18) ... Saw duty on the club's goal line defense at Seattle (12/26) and posted two special teams tackles. **NFL Europe (1999):** Was easily the most dominating defensive performer in NFL Europe in '99 ... Simply did nothing but make plays during his tenure in Barcelona ... Served as a starting linebacker for the club and helped lead Barcelona to a World Bowl match-up vs. Frankfurt ... Led the league with 105 tackles and four interceptions ... Those 105 tackles broke the previous NFL Europe single-season mark of 95 set by the Rhein Fire's Anthony Fieldings in '95 ... Earned NFL Europe Defensive Player of the Week honors after becoming the first linebacker in league history to record three INTs in a single game vs. Amsterdam (4/17), including one which he returned for a 30-yard TD ... Received Defensive Player of the Week honors again after posting 16 tackles, a pass defended and a pair of special teams stops at the Scottish Claymores (5/9) ... Had an incredible 10 stops the following week vs. Frankfurt (5/15) ... Posted eight tackles in a 38-24 World Bowl setback vs. Frankfurt (6/20). **Arena Football League (1998):** Served as a fullback, linebacker and special teams performer for the San Jose Sabercats, helping lead the club to the playoffs ... Was a team captain and earned Team Ironman honors ... Was a teammate of K Billy Stoyanovich, younger brother of former Chiefs K Pete Stoyanovich ... Played in 12 of the club's 15 regular season contests, leading the squad in rushing with 33 carries for 149 yards (4.5 avg.) with seven TDs ... Also caught 10 passes for 86 yards ... Ranked fifth on the team with 28 tackles (14 solo), adding two passes defended and a forced fumble.

**College:** Concluded an outstanding four-year career at UW-La Crosse by earning Division III All-America honors as a senior in '96 ... Helped lead the club to the NCAA semi-finals before losing to eventual national champion Mt. Union his final season ... Also voted to the prestigious American

Football Coaches All-America squad which includes both Division II and III players ... Named the Wisconsin State University Conference's (WSUC) Most Valuable Player, the first defensive player to win that honor in over a decade ... Captained the Eagles squad as a senior, as well ... Became the only player in school history to earn UW-La Crosse's Top Rock Award three times, an honor bestowed annually to the club's Most Valuable Defensive Player ... Finished his career with 279 tackles (21 for loss), 5.5 sacks and 10 interceptions ... Had seven pickoffs, 86 tackles and 1.0 sack as a senior ... Part of UW-La Crosse's '95 National Championship squad as a junior when he produced a career-high 108 tackles, 1.5 sacks and an INT ... Got 68 stops, 3.0 sacks and two interceptions as a sophomore after recording 17 tackles his freshman campaign ... Turned down a host of Division II scholarship offers to play at UW-La Crosse, where the Eagles compiled a 45-5 record during his four seasons ... Majored in Physical Education and Coaching at UW-La Crosse.

**Personal:** Prepped at Thorp High School in Thorp, Wisconsin, where he played quarterback, running back and linebacker, in addition to handling the club's punt, kickoff and placement kicking duties ... Had 128 tackles and 13 INTs as a senior linebacker when he earned All-State honors ... Also completed 113 of 260 passes for 1,991 yards and 25 TDs during his prep career to go along with 119 rushes for 363 yards and 12 TDs ... Worked as a coaching intern at Kansas City's Washington High School in the 2000 off-season ... Formed "Maz's Mentors Foundation" in 2001 which benefits the Kansas City Foundation For Citizens with Mental Retardation. The foundation's goal is to enable as many mentally-challenged adults as possible to live and work independently ... Sponsored the Job Club in 2002, which prepares mentally-challenged students and adults for employment ... Serves on Board of Directors for Greater Kansas City Foundation for Citizens with Retardation ... Full name: Michael John Maslowski ... Single ... Resides in Leawood, Kansas.



### MASLOWSKI'S NFL STATISTICS



Year	Team	TACKLES				FUMBLES		SACKS	INTS	SP. TEAM
		G-S	Solos	Asst.	Total	For.	Rec.	No./Yds.	No./Yds.	Tackles
1999	Kansas City	15-0	1	0	1	0	0	0.0/0.0	0/0	23
2000	Kansas City	16-5	46	13	59	1	1	2.0/5.0	0/0	25
2001	Kansas City	8-0	8	2	10	0	0	1.0/1.0	0/0	12
<b>Totals</b>		<b>39-5</b>	<b>55</b>	<b>15</b>	<b>70</b>	<b>1</b>	<b>1</b>	<b>3.0/6.0</b>	<b>0/0</b>	<b>60</b>

**Additional Stats:** Has four passes defended – three in 2000 and one in 2001. Had four QB pressures in 2000.

#### SINGLE GAME CAREER HIGHS

**Tackles:** 12 at San Francisco (11/12/00)  
vs. Carolina (12/10/00)

**QB Pressures:** 3 at San Francisco (11/12/00)

**Sacks:** 1.0 vs. Buffalo (11/19/00)  
at San Diego (11/26/00)  
vs. Indianapolis (10/25/01)

**Sp. Teams Tackles:** 4 vs. Detroit (9/26/99)  
vs. Indianapolis (9/3/00)  
at Seattle (10/29/00)



## NORRIS McCLEARY

**DEFENSIVE TACKLE - 6-6 - 305**

**EAST CAROLINA**  
**FREE AGENT 2000**  
**NFL: 2 (2ND WITH CHIEFS)**  
**BORN: MAY 10, 1977**  
**SHELBY, NORTH CAROLINA**  
**GP/GS: (13/0) PLAYOFFS: (0/0)**





**Pro Career:** Sizeable defensive lineman entering his third training camp with Kansas City ... Saw valuable playing time a year ago at nose tackle and looks to make a bigger contribution this season ... Continues to hone his technique under Chiefs defensive line coaches Bob Karmelowicz and Carl Hairston ... Spent the spring improving his game playing for the Frankfurt Galaxy of NFL Europe where he was an All-NFLEL selection at defensive tackle ... Saw duty in 10 contests a year ago after joining the active roster down the stretch of his rookie campaign ... Was released by

Kansas City on August 27th of 2000 during his initial season with the club, but was quickly signed to the practice squad on August 30th ... Made an impact as a practice squad player and was promoted to the active roster on November 24th ... Has seen duty in 13 games, registering nine tackles (two solo) ... Originally entered the NFL with Kansas City as a rookie free agent in 2000. **At NFL Europe (2002):** Started eight games at defensive tackle for the Frankfurt Galaxy, missing two games with a knee injury ... Amassed 26 tackles (24 solo), 2.0 sacks (-12.0 yards), three passes defended and a forced fumble ... Led the team with 2.0 sacks and added three tackles at the Scottish Claymores (5/5) to earn NFL Defensive Player of the Week honors. **2001:** Played in 10 games at defensive tackle ... Was inactive for six games ... Produced seven tackles (two solo) and a tackle for loss ... Recorded one tackle for loss vs. Oakland (9/9) ... Made one tackle vs. the N.Y. Giants (9/23) ... Produced a tackle at Washington (9/30) ... Was inactive at Denver (10/7), vs. Pittsburgh (10/14) and at Arizona (10/21) ... Saw reserve action at defensive tackle vs. Indianapolis (10/25) and at San Diego (11/4) ... Recorded two tackles at the N.Y. Jets (11/11) ... Saw reserve action at defensive tackle vs. Seattle (11/25) ... Amassed two tackles vs. Philadelphia (11/29) ... Saw reserve action at defensive tackle at Oakland (12/9) ... Was inactive vs. Denver (12/16) ... Saw reserve action at defensive tackle vs. San Diego (12/23) ... Was inactive at Jacksonville (12/30) and at Seattle (1/6/02). **2000:** Played in three games with a pair of tackles ... Spent the first 11 weeks of the season on the club's developmental squad ... Was activated from the practice squad to the 53-man roster on November 24th of 2000 ... Played in three games at defensive tackle and recorded two tackles ... Saw reserve action at defensive tackle at San Diego (11/26) and at New England (12/4) ... Was inactive vs. Carolina (12/10) and vs. Denver (12/17) ... Had two tackles at Atlanta (12/24).

**College:** Big defensive lineman who started 37 games throughout his career at East Carolina, tallying 155 tackles (101 solo), 12 tackles for loss, 8.5 sacks, three forced fumbles and seven fumble recoveries ... Started 10 games for the Pirates in '99 ... Grabbed 33 tackles (18 solo), one sack, two fumble recoveries and two blocked kicks ... Rambled 40 yards for his first collegiate TD after recovering a fumble at Army ... Started 11 games for the Pirates, recording 57 tackles (41 solo) and 5.5 sacks (-30.0 yards) as a junior ... Ranked second among East Carolina linemen in tackles and sacks ... Also contributed two tackles for loss and three fumble recoveries ... Opened 11 contests in '97, starting nine games at nose tackle and two at defensive tackle ... His 48 tackles ranked seventh on the team ... Tied for the team lead in tackles for loss with seven (-31.0 yards) ... Added 2.0 sacks, three QB hurries, two forced fumbles and one fumble recovery ... Totaled 13 tackles, one tackle for loss, one fumble recovery and four pass deflections as a freshman ... Graduated from East Carolina with a degree in Information Processing.

**Personal:** A two-time All-Conference lineman at Bessemer City High School in Bessemer, North Carolina ... Recognized with All-State honors as a senior ... Hails from Shelby, North Carolina, the hometown of Pro Football Hall of Fame linebacker Bobby Bell, and is a cousin of the former Chiefs great ... Full name: Norris Ellington McCleary ... Single ... Resides in Kansas City, Missouri.

 <b>McCLEARY'S NFL STATISTICS</b> 											
Year	Team	G-S	TACKLES			FUMBLES		SACKS	INTS	PASSES	QB
			Solos	Asst.	Total	Rec.	For.	No./Yds.	No./Yds.	Defensed	Pressures
2000	Kansas City	3-0	0	2	2	0	0	0.0/0.0	0/0	0	0
2001	Kansas City	10-0	2	5	7	0	0	0.0/0.0	0/0	0	0
<b>Totals</b>		<b>13-0</b>	<b>2</b>	<b>7</b>	<b>9</b>	<b>0</b>	<b>0</b>	<b>0.0/0.0</b>	<b>0/0</b>	<b>0</b>	<b>0</b>

 <b>BEST INTERCONFERENCE RECORDS</b> 1995-01 						
HOME			OVERALL			
Team	Record	Pct.	Team	Record	Pct.	
1. Kansas City	12-2	.857	1. Kansas City	19-9	.679	
Denver	12-2	.857	Denver	19-9	.679	
Green Bay	12-2	.857	Oakland	19-9	.679	
San Francisco	12-2	.857	Green Bay	19-9	.679	
5. Baltimore	7-2-1	.750	5. Tennessee	18-10	.643	
			San Francisco	18-10	.643	



## CENTRAL McCLELLION

**CORNERBACK - 6-0 - 198**

**OHIO STATE**

**FREE AGENT (2002)**

**NFL: 2 (1ST WITH CHIEFS)**

**BORN: SEPTEMBER 15, 1975**

**BOYNTON BEACH, FLORIDA**

**GP/GS: (6/0) PLAYOFFS: (0/0)**



**Pro Career:** Free agent cornerback provides depth on both defense and special teams ... Well-traveled performer has spent time in the NFL, NFL Europe and the Canadian Football League ... Joined the Chiefs on January 30th of this year after spending last season with Washington where he appeared in six games, making 13 tackles (nine solo), a pass defended and four special teams tackles ... Played two seasons for the Scottish Claymores of NFL Europe, appearing in 15 games (10 starts) from 2000-01 ... Posted 38 tackles (27 solo), nine passes defended and two interceptions (13 yards) in Europe ... Spent the 2000 season playing in 11 games for the British Columbia Lions of the Canadian Football League ... Recorded 35 tackles, five interceptions, three passes defended and four tackles on special teams ... Also played in three postseason games for British Columbia, making two tackles and a pass defended ... Originally entered the NFL as a rookie free agent with Cleveland in '99, but was waived prior to the regular season. **At Washington (2001):** Appeared in six games with the Redskins ... Recorded 13 tackles (nine solo), a pass defended and four special teams tackles ... Joined the club as a free agent on July 5th, but was released on September 3rd ... Added to the club's practice squad on September 6th and elevated to the 53-man roster on September 26th ... Saw action in his first career NFL game vs. Kansas City (9/30) ... Made two special teams tackles at the N.Y. Giants (10/7) ... Recorded four tackles vs. Carolina (10/21) ... Posted a career-high nine tackles vs. the N.Y. Giants (10/28) ... Produced one special teams tackle vs. Seattle (11/4) ... Was released on December 11th and resigned to the practice squad on December 12th where he spent the remainder of the regular season. **NFL Europe (2000-01):** Played in 15 games (10 starts) for the Scottish Claymores ... Posted 38 tackles (27 solo), nine passes defended and two interceptions (13 yards). **2001:** Opened 10 games for the Claymores ... Recorded 27 tackles (21 solo), an interception (12 yards) and six passes defended. **2000:** Appeared in five game games with the Claymores ... Produced 11 tackles (six solo), an interception and three passes defended. **Canadian Football League (2000):** Played in 11 games for the British Columbia Lions ... Totaled 35 tackles, three passes defended and four special teams tackles ... Finished second on the team with five interceptions (61 yards) ... In three postseason games he made two tackles and a pass defended.

**College:** Played in 47 games (three starts) as a four-year letterman at Ohio State ... Posted 85 tackles (56 solo), an interception and a fumble recovery ... Played in nine games as a senior, making 17 tackles (seven solo) and an interception ... Appeared in 13 games as a junior (three starts), producing 28 tackles (18 solo) ... Had 26 tackles (22 solo) in 12 games as a sophomore ... Saw duty in 12 games as a redshirt freshman, totaling 15 tackles (nine solo) and a fumble recovery ... Majored in Criminology at Ohio State.

**Personal:** A prep standout at Olympic Heights High School in Boca Raton, Florida ... Full name: Central Bernard McClellion ... Married, wife Tamika, with a son Jarques (4) ... Resides in Boynton Beach, Florida.



### McCLELLION'S NFL STATISTICS



Year	Team	G-S	INTERCEPTIONS			TACKLES		FUMBLES		PASSES Defended	SP. TEAM Tackles		
			No.	Yds.	LG	TD	Solos	Asst.Total	Rec.			For.	
2001	Washington	6-0	0	0	--	0	9	4	13	0	0	1	4
<b>Totals</b>		<b>6-0</b>	<b>0</b>	<b>0</b>	<b>--</b>	<b>0</b>	<b>9</b>	<b>4</b>	<b>13</b>	<b>0</b>	<b>0</b>	<b>1</b>	<b>4</b>

#### SINGLE GAME CAREER HIGHS

**Tackles: 9 vs. N.Y. Giants (10/28/01)**

**Sp. Teams Tackles: 2 at N.Y. Giants (10/7/01)**



## MARVIN MINNIS

WIDE RECEIVER - 6-1 - 172

FLORIDA STATE  
DRAFT (NO. 3B - 2001)  
NFL: 2 (2ND WITH CHIEFS)  
BORN: FEBRUARY 6, 1977  
MIAMI, FLORIDA  
GP/GS: (13/11) PLAYOFFS: (0/0)



**Pro Career:** Talented wide receiver who splashed onto the Kansas City scene, quickly becoming a fan favorite during his rookie campaign in 2001 ... Entering his second pro season in 2002 ... Seeking a starting role once again after opening 11 games a year ago ... Known simply as "Snoop," that monicker quickly caught on among Chiefs followers and became a familiar post-catch refrain at Arrowhead ... A solid route-runner with excellent speed and ability to get out of the break ... Added some noticable bulk and muscle to his lean frame in the off-season which should add a more physical element to his game ... Broke the fifth metatarsal in his right foot on May 3rd during mini-camp, but should recover to full-strength in time for training camp ... Had a pin inserted in his foot during successful surgery on May 5th ... Appeared in 13 contests (11 starts) as a rookie for the Red and Gold, catching 33 passes for 511 yards (15.5 avg.) with one TD ... His 33 catches tied as the fifth-highest total by a rookie WR or TE in club history ... Made his impact felt immediately when he started his first NFL game at the "X" WR spot on Opening Day vs. Oakland (9/9/01). The Florida native's first NFL catch came on a dramatic diving 30-yard TD catch which tied the score 24-24 with 1:21 remaining in the fourth quarter, making him the first Chiefs rookie to score on Opening Day since Tamarick Vanover had a 99-yard kickoff return at Seattle (9/3/95). Was the first Chiefs rookie to start on Opening Day at wide receiver since Henry Marshall vs. San Diego (9/12/76) ... Continued to mature as the season progressed, culminating in a career day vs. Denver (12/16) when he pulled in five passes for 89 yards including a career-long 56-yard grab in OT to set up the game-winning 32-yard FG ... Originally entered the NFL as the Chiefs second pick in the third round (77th overall) of the 2001 NFL Draft. **2001:** Played in 13 games (11 starts) at the "X" post ... Was inactive for two games ... Recorded 33 receptions for 511 yards (15.5 avg.) with a TD ... Those 33 catches tied as the fifth-highest total by a rookie WR or TE in Chiefs history ... Started his first career NFL game at the "X" WR spot vs. Oakland (9/9), catching his first career pass for a diving 30-yard TD reception which tied the score at 24-24 with 1:21 remaining in the fourth quarter ... Caught two passes for 48 yards vs. the N.Y. Giants (9/23) ... Was inactive at Washington (9/30) due to a mild head trauma suffered vs. the N.Y. Giants (9/23) ... Caught five passes for 56 yards at Denver (10/7) ... Had one reception for 14 yards vs. Pittsburgh (10/14) ... Caught four passes for 54 yards at Arizona (10/21) ... Produced four catches for 64 yards vs. Indianapolis (10/25) ... Caught two passes for 44 yards including a 25-yard catch to start the winning drive in the fourth quarter at San Diego (11/4) ... Produced one catch for four yards at the N.Y. Jets (11/11) before leaving the game with a sprained left ankle in the second quarter ... Was inactive vs. Seattle (11/25) and did not play vs. Philadelphia (11/29) due to that ankle injury ... Returned to the starting lineup at the WR spot at Oakland (12/9) after missing the previous two games with a left ankle injury suffered at the N.Y. Jets (11/11) ... Caught four passes for a career-high 89 yards vs. Denver (12/16) including a career-long 56-yard reception in OT to set up the game-winning 32-yard FG ... Established a career high with six receptions for 80 yards vs. San Diego (12/23), including a key 21-yard third-down reception on the game-winning drive ... Had a reception for seven yards at Jacksonville (12/30) ... Made a 21-yard catch at Seattle (1/6/02).

**College:** Played in 43 games (19 starts) during his four seasons at Florida State ... Caught 115 passes for 2,098 yards (18.2 average) and 17 touchdowns ... His 115 grabs ranked 12th on the school's career-record list while his 2,098 yards and 17 scores placed him ninth in FSU annals ... Became the sixth receiver in school history to gain over 1,000 yards receiving in a season joining the likes of Peter Warrick, E.G. Green, Andre Cooper, Barry Smith and Ron Sellers ... Started all 11 games at flanker during his senior season, leading the team with 63 receptions for 1,340 yards (21.3 avg.) and 11 touchdowns ... His 63 catches ranked seventh on the school's single season-record list and were the most by a Seminole since Cooper's 75 catches in '95 ... Only Sellers (1,496 in '68) gained more yards receiving in a Seminoles uniform in a single season ... Those 11 receiving scores ranked behind only Sellers (12 in '68), Smith (13 in '72) and Cooper (15 in '95) on FSU's single-season receiving chart ... Averaged 111.7 receiving yards per game ... A first team All-America

selection by the Football Writers Association, American Football Coaches Association, *The NFL Draft Report* and *Football News* ... An All-Atlantic Coast Conference first team pick ... Finalist for the Fred Biletnikoff Award, given annually to the nation's top receiver ... Closed his college career with a career-high 187 yards receiving, the 10th-best performance in Florida State history, on eight receptions and two touchdowns vs. Florida ... Majored in Criminology at Florida State.

**Personal:** An honorable mention All-America selection by *USA Today* at Northwestern High School in Miami, Florida ... Was the top-rated receiver in the Southeast according to Blue Chip Illustrated ... A second team Class 6A All-State selection ... Recorded 109 yards on four receptions in the Class 6A state title game as a senior ... Had 35 catches for 855 yards and 10 touchdowns in his final season ... One of eight members of the Florida State '96 recruiting class selected to play in the Florida-Georgia All-Star Game ... Given the moniker "Snoop" by his mother as a youngster because he constantly explored his surroundings and was known for "snooping" around ... Full name: Marvin Dwayne Minnis ... Single ... Resides in Miami, Florida.



### MINNIS' NFL STATISTICS



Year	Team	RECEIVING					LG	TD
		G-S	No.	Yds.	Avg.			
2001	Kansas City	13-11	33	511	15.5	56	1	
<b>Totals</b>		<b>13-11</b>	<b>33</b>	<b>511</b>	<b>15.5</b>	<b>56</b>	<b>1</b>	

#### SINGLE GAME CAREER HIGHS

**Pass Receptions:** 6 vs. San Diego (12/23/01)

**Receiving Yards:** 89 vs. Denver (12/16/01)

**Long Reception:** 56 vs. Denver (12/16/01)

**Touchdowns:** 1 vs. Oakland (9/9/01)

**STREAKS & MILESTONES:** Became the first Chiefs rookie to score on Opening Day since Tamarick Vanover had a 99-yard kickoff return at Seattle (9/3/95). Was the first Chiefs rookie to start at wide receiver on Opening Day since Henry Marshall vs. San Diego (9/12/76).



## SYLVESTER MORRIS

**WIDE RECEIVER - 6-3 - 212**

**JACKSON STATE**  
**DRAFT (NO. 1 - 2000)**  
**NFL: 3 (3RD WITH CHIEFS)**  
**BORN: OCTOBER 6, 1977**  
**NEW ORLEANS, LOUISIANA**  
**GP/GS: (15/14) PLAYOFFS: (0/0)**



**Pro Career:** Exciting young receiver enters his third season in Kansas City in 2002 ... Is attempting to bounce back from a right knee injury which cost him the entire 2001 campaign ... Was expected to be a major contributor last season after enjoying the most prolific receiving campaign of any rookie in Chiefs history in 2000 ... Appears to have made a full recovery from a right knee injury he suffered on the next-to-the-last workout of the club's off-season program on June 20th of last year ... Underwent a surgical procedure to repair an ACL tear on June 22nd and was forced to sit out the entire season ... Enthusiastic performer is ready to resume his career after hauling in 48 passes during his initial NFL campaign, surpassing the previous Chiefs rookie standard established by Chris Burford in the franchise's initial season of '60 ... Seattle's Darrell Jackson (53) and Cincinnati's Peter Warrick (51) were the only NFL rookies in 2000 to post more receptions, while only Jackson (713) had more receiving yards ... Finished his debut season with 48 catches for 678 yards (14.1 avg.) and three TDs ... Earned All-Rookie Team accolades from both *Pro Football Weekly* and *Football News* ... Hopes to regain that form upon his return with Pro Football Hall Fame WR Charlie Joiner serving as his position coach ... Quickly made an impact upon his arrival in Kansas City in 2000, working his way into the club's starting lineup at the "X" receiver spot by the second week of the regular season ... An excellent

leaper who seemingly gets stronger once he goes airborne ... Possesses a strong upper body which frequently allows him to go up and pluck the pigskin out of a crowd ... Often makes even the most difficult catches appear routine ... Is dangerous in the open field once he makes the catch and has the ability to separate from even the speediest defenders ... Has already shown the ability to break out for a big game, getting 112 yards and three TDs in his first-ever start at Arrowhead vs. San Diego (9/17/00), becoming the first Chiefs rookie to ever haul in three touchdowns in a single game ... Had two of the club's team-record 14 individual 100-yard receiving efforts in 2000 ... Owns a lanky running style which reminds some of the same gate exhibited by Chiefs Hall of Fame wideout, Otis Taylor ... Entered the NFL as Kansas City's first round draft choice (21st overall) in the 2000 NFL Draft ... Became the first wide receiver tabbed by the Chiefs in the first round of the draft since the club took Anthony Hancock from Tennessee in '82 ... Was the first Jackson State product tabbed by the Chiefs in the draft since WR Tim Barnett in '91 ... Just one of seven players in Jackson State annals to be selected in the draft's opening round, joining CB Rashard Anderson who was taken just two picks later (23rd overall) by the Carolina Panthers ... Other Jackson State alums picked in the drafts opening round include: late Pro Football Hall of Famer RB Walter Payton (Chicago - '75), WR Jerome Barkum (N.Y. Jets - '72), DE Donald Reese (Miami - '74), LB Robert Brazile (Houston - '75) and G Lester Holmes (Philadelphia - '93) ... Joined fellow SWAC performer S Greg Wesley of Arkansas - Pine Bluff, who was drafted in the third round of the 2000 draft by Kansas City. **2001:** Suffered a right ACL injury on June 20th and had surgery two days later ... Was placed on PUP (Physically-Unable-to-Perform) on August 28th where he spent the entire season. **2000:** Played in 15 games at wide receiver, starting 14 contests ... Produced a Chiefs rookie single-season record 48 catches for 678 yards (14.1 avg.) and three TDs ... Also completed one pass for 31 yards ... Ranked second among NFL rookies in receiving yards, was third in receptions and tied for third in TD catches ... Was the club's third WR vs. Indianapolis (9/3), catching three passes for a team-high 58 yards (19.3 avg.) in his NFL debut, including a long of 31 yards ... Made his first career start at WR at Tennessee (9/10), catching three passes for 44 yards, becoming the first rookie WR to start for Kansas City since Lake Dawson at Buffalo (10/31/94) ... Produced six catches for 112 yards (18.7 avg.) and three TDs (36, nine and 20 yards) vs. San Diego (9/17). His three TDs tied for the second-highest total in franchise history, were the most-ever by a Kansas City rookie and the most since Otis Taylor had three vs. the N.Y. Jets (11/16/69). Also became the first Chiefs rookie to tally a 100-yard receiving game since Dawson had 101 yards vs. Houston (12/18/94) ... Hauled in four passes for 64 yards vs. Oakland (10/15) ... Posted five receptions for 64 yards vs. St. Louis (10/22). Also completed a 31-yard pass to Derrick Alexander after accepting a lateral from QB Elvis Grbac ... Was inactive due to a shoulder injury at Seattle (10/29) ... Tied a career high with six catches for 102 yards, including a career-long 47-yarder at Oakland (11/5) ... Talled four receptions for 38 yards vs. Carolina (12/10).

**College:** Saw action in 41 games (28 starts) during his tenure at Jackson State, collecting a school-record 175 passes for 3,188 yards (18.2 avg.) with 34 touchdowns ... His 175 catches surpassed the prior standard of 171 career receptions established by Willie Richardson ('59-62) ... His 3,188 receiving yards ranked second in school history behind Richardson (3,616) ... Those 34 career receiving TDs put him second only to Richardson (36), as well ... Topped the 1,000-yard mark as both a junior and senior, owning two of the three 1,000-yard receiving seasons in school history. Richardson had the other with 1,237 yards in '60 ... Also registered seven carries for 133 yards and two TDs during his collegiate career ... Started all 11 games as a senior in '99, finishing the year with 63 receptions for 1,139 yards (18.1 avg.) and 13 scores ... His 63 catches ranked second in school annals, while his yardage tally was third in school history and his TD tally was second behind his 17 scores in '98 ... Was a first team All-America selection of SportsPage.com and an All-Southwestern Athletic Conference first-team choice, as well ... Also carried the ball five times for 100 yards (20.0 avg) with a pair of touchdowns ... Gained 200 yards and had three touchdowns on seven receptions vs. Alcorn State, recording a career-long 95-yard TD in that contest ... Started all 11 games as a junior, leading the team with 62 receptions for a school-record 1,258 yards (20.3 avg.) and a team-record 17 touchdowns ... His 62 catches also ranked third in school history ... Was a first team All-America selection of *The Sports Network* and was a first team All-SWAC pick ... Had seven 100-yard games on the year ... Set a single-game school record with five touchdown catches vs. Grambling, finishing the game with eight catches for a career-high 201 yards ... Saw action in all 11 games with six starts as a sophomore ... Earned All-SWAC second team honors after ranking third on the team with 46 receptions for 739 yards (16.1 avg) and four touchdowns ... Appeared in eight games as a redshirt freshman in '96, finishing the year with four catches for 52 yards ... Majored in Criminal Justice at Jackson State.

**Personal:** Was a standout performer on the gridiron for coach Emmitt Smith at McDonough 35 High School in New Orleans, the same school that produced former Chiefs defensive end Neil Smith. Morris wore jersey #81, the same number worn by Smith during his prep days ... Full name: Sylvester Morris, Jr. ... Nicknamed "Cat" ... Single ... Resides in Overland Park, Kansas.



## MORRIS' NFL STATISTICS



Year	Team	G-S	RECEIVING					RUSHING				
			No.	Yds.	Avg.	LG	TD	No.	Yds.	Avg.	LG	TD
2000	Kansas City	15-14	48	678	14.1	47	3	0	0	0.0	--	0
2001	Kansas City	0-0	0	0	0.0	--	0	0	0	0.0	--	0
<b>Totals</b>		<b>15-14</b>	<b>48</b>	<b>678</b>	<b>14.1</b>	<b>47</b>	<b>3</b>	<b>0</b>	<b>0</b>	<b>0.0</b>	<b>--</b>	<b>0</b>

**Additional Stats:** Completed a 31-yard pass to Derrick Alexander vs. St. Louis (10/22/00), giving him a 118.8 passer rating.

### SINGLE GAME CAREER HIGHS

**Pass Receptions:** 6 vs. San Diego (9/17/00)

**Long Reception:** 47 at Oakland (11/5/00)

at Oakland (11/5/00)

**Touchdowns:** 3 vs. San Diego (9/17/00)

**Receiving Yards:** 112 vs. San Diego (9/17/00)

## MORRIS' GAME-BY-GAME STATISTICS

### Receiving

#### 2000 - Kansas City Chiefs

Date	Opponent	No.	Yds.	Avg.	LG	TD	Date	Opponent	No.	Yds.	Avg.	LG	TD	
9/3	Indianapolis	3	58	19.3	31	0	11/5	@ Oakland	6	102	17.0	47	0	
9/10	@ Tennessee	3	44	14.7	20	0	11/12	@ San Francisco	3	49	16.3	27	0	
9/17	San Diego	6	112	18.7	36	3	11/19	Buffalo	1	19	19.0	19	0	
9/24	@ Denver	2	13	6.5	10	0	11/26	@ San Diego	2	18	9.0	10	0	
10/2	Seattle	3	40	13.3	18	0	12/4	@ New England	3	17	5.7	9	0	
10/15	Oakland	4	64	16.0	28	0	12/10	Carolina	4	38	9.5	17	0	
10/22	St. Louis	5	64	12.8	30	0	12/17	Denver	2	22	11.0	19	0	
10/29	@ Seattle	<i>Inactive/Shoulder</i>						12/24	@ Atlanta	1	18	18.0	18	0

2001 - Kansas City Chiefs (Physically-Unable-to-Perform/Knee)



## CHIEFS RECORD BOOK MOST RECEPTIONS, ROOKIE, SEASON



Player	No.	Yds.	Avg.	LG	TD
1. Sylvester Morris, 2000	48	678	14.1	47	3
2. Chris Burford, 1960	46	789	17.2	57	5
3. Tim Barnett, 1991	41	564	13.8	63	5
4. Lake Dawson, 1994	37	537	14.5	50	2
5. Tony Gonzalez (TE), 1997	33	368	11.2	30	2
Marvin Minnis, 2001	33	511	15.5	56	1



## FIREMAN'S BOOT COLLECTION



Fans who attended the September 23, 2001 game between Kansas City and the N.Y. Giants at Arrowhead Stadium donated \$220,706.94 to relief efforts in New York City related to the tragic attacks on the World Trade Center. The Chiefs players, coaches, staff and the Hunt family and the Chiefs organization matched that total, bringing the total one day donation to the relief effort from the game to \$451,413.88. The amount is believed to be the largest single-day outpouring of spontaneous support by a group of fans and a pro sports team. The money benefitted various authorized causes for the families of the NYPD, NYFD, EMS and Port Authority employees who were either injured or lost their lives.



## JOHNNIE MORTON

**WIDE RECEIVER - 6-0 - 190**

**SOUTHERN CALIFORNIA  
FREE AGENT (2001)**

**NFL: 9 (1ST WITH CHIEFS)**

**BORN: OCTOBER 7, 1971**

**TORRANCE, CALIFORNIA**

**GP/GS: (126/104) PLAYOFFS: (3/3)**



**Pro Career:** Vastly talented and extremely experienced wide receiver came to Kansas City as a free agent on March 29th of this year ... Joined the Chiefs after a record-setting eight-season run with Detroit, where he starred from '94-01 ... Has been one of NFL's most consistently productive performers at his position in recent years, registering four 1,000-yard campaigns over the past five years, including three straight from '97-99 ... Provides Kansas City with a truly proven commodity at the wide receiver position, owning a pair of 80-catch campaigns ... Frequently turns short passes into long gains and often gets catches in big bunches ... Owns 18 career 100-yard receiving games, posting four such contests in 2001 ... Possesses solid speed and is regarded as a precise route runner which should make him a nice fit for the Chiefs intricate offensive scheme ... A tremendous athlete who keeps himself in top physical condition ... Has earned a penchant for making even the most acrobatic grabs appear routine ... Although graceful once he leaves his feet, doesn't shy away from contact and is more than willing to catch balls across the middle ... Durable performer hasn't missed a contest since his rookie season ... Owns a streak of 33 consecutive starts and has caught at least one pass in 47 straight games ... Racked up impressive numbers during his tenure with the Lions, stats which are even more remarkable considering that he frequently paired with other 1,000-yard pass catchers during his tenure in Detroit, including the likes of Herman Moore, Brett Perriman and Germaine Crowell ... Began his career as a return man and special teams performer as a rookie before moving into the starting lineup for the Lions during his second pro campaign ... Is a dangerous all-around athlete who can separate from defenders once he gets the ball in his hands as a receiver, a runner or in the return game ... Appeared in 126 regular season games, starting 104 of those contests during his previous eight NFL seasons with Detroit ... Over that span, recorded 469 receptions for 6,499 yards (13.9 avg.) with 35 TDs, making him the second-leading receiver in Lions history behind only Moore (670 receptions for 9,174 yards) both in terms of catches and yardage ... His four 1,000-yard campaigns tie Moore for the top mark in Detroit annals, while his 35 receiving scores rank second only to Moore's 62 ... Has also rushed 21 times for 143 yards (6.8 avg.) in addition to returning 23 kickoffs for 559 yards (24.3 avg.) with one score ... Owns seven punt returns for 48 yards (6.9 avg.), as well ... Has also seen action in three career postseason contests (all starts), producing 10 receptions for 105 yards (10.5 avg.) with one score ... Originally entered the NFL as a first-round choice of Detroit (21st overall) in the '94 draft. **At Detroit (1994-01):** Appeared in 126 regular season games with 104 starts during his tenure in Detroit, producing 469 receptions for 6,499 yards (13.9 avg.) with 35 TDs ... Rushed 21 times for 143 yards (6.8 avg.), returned 23 kickoffs for 559 yards (24.3 avg.) with a TD, in addition to posting seven punt returns for 48 yards (6.9 avg.) ... Started three career postseason contests, producing 10 receptions for 105 yards (10.5 avg.) with one score. **2001:** Started all 16 games at WR for the second straight season ... Led the Lions with 77 receptions for a career-high 1,154 yards (15.0 avg.) with four touchdowns ... Also produced one carry for six yards ... Posted his first 100-yard receiving game since '99 and the 15th of his career in the season-opener at Green Bay (9/9), catching a team-high five passes for 111 yards ... Produced his second consecutive 100-yard outing and the 16th of his career with a six-catch, 100-yard performance, including an acrobatic 14-yard TD grab at Cleveland (9/23). That TD catch tied him with Cloyce Box for fourth place on the Lions all-time chart (32), while his third catch of the game was the 400th of his career, making him the third player in Lions history to achieve that feat along with Brett Perriman (428) and Herman Moore (670) ... Had four catches for 40 yards vs. St. Louis (10/8) ... Totaled five catches for 68 yards at Minnesota (10/14), including an impressive 20-yard TD catch in the back of the end zone ... Posted nine receptions for 113 yards and an 18-yard score vs. Tennessee (10/21), his 17th career 100-yard day ... Netted six receptions for 74 yards vs. Cincinnati (10/28) ... Surpassed Perriman (428) for second on the Lions career receptions chart, getting his 429th career catch at San Francisco (11/4) ... Caught three passes for 61 yards vs. Tampa Bay (11/11) ... Broke the 6,000-yard career plateau and had a season-long 76-yard reception at Arizona (11/18), collecting seven passes for a season-high 153 yards, marking his 18th career 100-yard contest ... Caught four

passes for 67 yards vs. Green Bay (11/22) ... Hauled in four passes for 56 yards at Tampa Bay (12/9) ... Produced four receptions for 74 yards vs. Minnesota (12/16) ... Made seven catches for 95 yards vs. Chicago (12/30), putting him over the 1,000-yard mark on the season ... Caught eight passes for 86 yards with a 16-yard TD vs. Dallas (1/6/02), as well as one carry for six yards. **2000:** Opened all 16 contests at WR, leading the club with 61 receptions for a team-high 788 yards (12.9 avg.) with three scores ... Also had four carries for 25 yards ... Caught five passes for team-high 88 yards vs. Washington (9/10), surpassing Charlie Sanders (336) for fourth place on the Lions all-time receptions list and Leonard Thompson (4,682) for fifth-place on the club's all-time receiving yards list ... Registered a team-high five receptions for 55 yards with a 13-yard TD at Chicago (9/24), marking his 29th career TD catch to place him sixth on the club's career chart ... Collected six receptions for 50 yards vs. Minnesota (10/1), as he passed Barry Sanders (352) for third-place on the team's career receiving chart and Charlie Sanders (4,817) for fourth on Detroit's career receiving yardage chart ... Saw duty in his 100th career game vs. Green Bay (10/8), catching three passes for 73 yards with a 42-yard TD ... Became fourth player in Lions history to top the 5,000-yard career mark at Indianapolis (10/29) ... Was tackled at the one-yard line after a career-long 27-yard run vs. Atlanta (11/12) when he opted to run on a reverse-pass play ... Recorded a team-high five receptions for 53 yards at Green Bay (12/10) to vault into second-place on the Lions all-time receiving yardage chart ahead of Gail Cogdill (5,221) and Brett Perriman (5,244) ... Had a team-high six receptions for 78 yards with a 32-yard TD at the N.Y. Giants (11/19) ... Hauled in five passes for 56 yards at Green Bay (12/10) ... Closed out the year with a six-catch, 60-yard outing vs. Chicago (12/24). **1999:** Saw duty in all 16 games with 12 starts ... Finished second on team by tying a career high with 80 catches to go along with 1,129 yards (14.1 avg.) and five TDs, marking his third consecutive 1,000-yard campaign ... Registered a career-high five 100-yard games ... Added one kickoff return for 22 yards ... Recorded four catches for 118 yards, including a 45-yard TD catch vs. Green Bay (9/19) ... Caught two passes for 31 yards at Kansas City (9/26), marking his first career appearance at Arrowhead ... Had a season-high eight catches for 74 yards vs. Minnesota (10/17), including two catches on the Lions game-winning two-minute drive ... Had four catches for 59 yards vs. St. Louis (11/7), including a dramatic game-winning 12-yard TD reception with :28 remaining in a 31-27 victory over the eventual Super Bowl champs ... Got his second 100-yard outing of the year with a four-catch, 110-yard effort at Arizona (11/14), including grabs of 45 and 46 yards ... Topped the 100-yard mark again with a seven-reception, 107-yard game at Tampa Bay (12/12) ... Tied a season high with eight receptions for 100 yards at Chicago (12/19) ... Hauled in 29 passes for 382 yards and three TDs over the season's final four games ... Caught a career-high 10 passes for 128 yards and two TDs for the third multi-TD game of his career at Minnesota (1/2/00) to mark his 14th career 100-yard outing ... Started in an NFC Wild Card Playoff contest at Washington (1/8/00), catching two balls for 29 yards. **1998:** Started all 16 games at WR for the second straight year ... Finished the season with 69 receptions for a team-high 1,028 yards and two TDs, marking his second consecutive 1,000-yard campaign ... Established a career high by averaging 14.9 yards per catch ... Added one carry for 11 yards ... Eclipsed the 100-yard mark three times during the season ... Had two catches for a season-best 138 yards at Chicago (10/4), including a career-long 98-yard TD bomb from Charlie Batch, which ranked as the second-longest pass play in Lions history and was the longest play from scrimmage in the NFL on the year ... Had seven receptions for 89 yards with a one-yard TD vs. Minnesota (10/25) ... Hauled in seven catches for 115 yards vs. Arizona (11/1) ... Added five grabs for 109 yards vs. Chicago (11/15) ... Contributed five receptions for 78 yards at San Francisco (12/14). **1997:** Started all 16 games for the first time in his career ... Registered a career-high 80 receptions to rank fifth in the NFC, producing 1,057 yards (13.2 avg.) with six touchdowns, becoming the ninth player in franchise history to top the 1,000-yard barrier ... Paired with Herman Moore (104-1,293) to form the league's top pass catching tandem, combining for 184 receptions and 2,350 yards to make them one of five 1,000-yard duos in the NFL that season. Only Jacksonville's Jimmy Smith (1,324) and Keenan McCardell (1,164) combined for more receiving yards (2,488) on the season ... Produced a trio of 100-yard outings ... Rushed three times for 33 yards, as well ... Recorded the fourth 100-yard outing of his career vs. Tampa Bay (9/7), recording four receptions for 102 yards including a season-long 73-yard TD ... Caught five passes for 72 yards vs. N.Y. Giants (10/19), including a four-yard TD pass that tied the game with 1:55 remaining in regulation and sent the contest into OT ... Recorded back-to-back 100-yard outings for the first time in his pro career, grabbing a team-high seven balls for 120 yards and a 50-yard TD vs. Chicago (11/27), while registering nine catches for 171 yards and a 35-yard TD at Miami (12/7) ... Reeled in a team-high eight passes for 95 yards at Minnesota (12/14) ... Started in the club's NFC Wild Card Playoff contest at Tampa Bay (12/28), leading the team with seven catches for 69 yards. **1996:** Played in 16 games with 15 starts ... Hauled in 55 receptions for 714 yards (13.0 avg.) with six TDs ... Produced a pair of 100-yard outings ... Also rushed a career-high nine times for 35 yards ... Had a career-best three carries for 25 yards at Minnesota (9/1) ... Exploded for a career-high 174 yards on seven catches with two TDs vs. Chicago (9/22), the eighth-highest single-game yardage tally in team history. Produced a 62-yard score which was the Lions longest pass completion of the season, in addition to a 15-yard TD ... Had three catches for 58 yards, including a 31-yard TD at Tampa Bay (9/29) ... Registered a season-high eight catches for 109 yards and a 19-

yard TD at Oakland (10/13), his second 100-yard game of the season and third of his career ... Produced two receptions for 27 yards with a 16-yard scoring grab in a Thanksgiving Day contest vs. Kansas City (11/28) ... Caught four passes for 68 yards vs. Minnesota (12/8), including a 15-yard TD catch. **1995:** Played in all 16 games for the first time in his career, starting 13 of those contests ... Began the year as the club's kickoff and punt return specialist before becoming a starter at WR by the season's fourth contest ... Finished the season with 44 receptions for 590 yards (13.4 avg.) and a career-high eight touchdowns ... Returned 18 kickoffs for 390 yards (21.7 avg.) with a long of 32 yards, in addition to seven punt returns for 48 yards (6.9 avg.) with a long of 16 yards ... Registered three carries for 33 yards, as well ... Made his initial NFL start in a 27-24 win vs. San Francisco (9/25), marking Detroit's first victory of the season ... Produced five receptions for 43 yards vs. Cleveland (10/8), in addition to returning two punts for six yards and a kickoff for 17 yards ... Made five grabs for 62 yards with a 16-yard TD at Green Bay (10/15) ... Latched onto eight balls for 76 yards with a seven-yard TD pass at Washington (10/22) ... Tallied the first 100-yard receiving game of his career with seven catches for 102 yards with a 16-yard TD on Thanksgiving Day vs. Minnesota (11/23). Joined teammates Herman Moore (127 yards) and Brett Perriman (153 yards) who also broke the 100-yard barrier, marking the first time in franchise history that three receivers accomplished that feat in the same game as the Lions finished the day with 395 net passing yards ... Had the first multi-TD performance of his career vs. Jacksonville (12/17), catching four balls for 80 yards with scores of 23 and 17 yards ... Racked up four catches for 64 yards and a five-yard TD strike in the regular season finale at Tampa Bay (12/23) as the Lions ran off their seventh consecutive victory ... Started in the club's NFC Wild Card contest at Philadelphia (12/30/95). **1994:** Saw action in 14 games, working primarily on special teams ... Played a limited role on offense, working behind Herman Moore, Brett Perriman and Anthony Carter ... Finished the year with three catches for 39 yards (13.0 avg.) ... Added three kickoff returns for 143 yards with a 93-yard TD ... Made his NFL debut vs. Atlanta (9/4) ... Ran 26 yards on a reverse on the opening kickoff at Dallas (9/19) ... Made the first catch of his NFL career vs. Green Bay (12/4), a 17-yard reception from Dave Krieg ... Posted two catches for 22 yards vs. Minnesota (12/17), getting the first TD of his career on an 18-yard pass courtesy of Krieg ... Registered a dazzling 93-yard KO return for a TD at Miami (12/25).

**College:** Finished his career at Southern California with 185 catches for 2,957 yards (16.0 avg.) with 21 TDs in regular season action ... At the time of his graduation owned Pac 10 career records for wide receivers with 201 catches for 3,201 yards, including bowl statistics ... Was a consensus All-America and All-Pac 10 selection as a senior in '93 ... Was selected to participate in the East-West Shrine Game and Hula Bowl ... Won the '93 Pop Warner Award as the most valuable senior football player on the West Coast ... Was USC's team MVP as a senior setting school season records with 78 catches for 1,373 yards (17.6 avg.) and 12 TDs ... Added nine kickoff returns for 159 yards (17.7 avg.) ... Set a Trojan single-game record with 15 receptions for 186 yards and three scores vs. Houston. The three scoring grabs tied a school record held by several players, most recently by himself vs. both San Diego State and Oregon in '92 ... Hauled in eight passes for a school-record 229 yards, including a 69-yard TD vs. Washington State ... Earned All-Pac 10 second team honors as a junior in '92 when he had 46 catches for 695 yards (15.1 avg.) and six scores ... Registered 49 catches for 662 yards (13.5 avg.) as a sophomore in '91 ... Also added four KO returns for 59 yards ... Recorded 12 catches for 227 yards (18.9 avg.) with three touchdowns as a redshirt freshman in '90 ... Earned a degree in Communications from Southern California.

**Personal:** Was an All-America selection on the gridiron at South Torrance High School in Torrance, California ... Also lettered in track, performing in the 100 and 200 meters ... Member of California Football's Scholar team ... Is a member of the Screen Actors Guild and American Federation of Television and Radio Association ... Played himself in "Jerry Maguire", making a cameo with former Lions teammate Herman Moore ... Appeared in music video "Turn Down the Lights" with R&B artist Shanice Wilson in '94 ... Was featured in a worldwide Nike print ad campaign during '96 off-season ... Had roles in two videos during '96 off-season - Montell Jordan's "Something For The Honeyz" and Puff Johnson's "Forever More" ... Also made an appearance in a music video by Toni Braxton ... Active in several charitable organizations including DARE, Athletes and Entertainers for Kids and Big Brothers of America ... Featured in *Sports Illustrated* for Women's 2000 Swimsuit Issue ... Appeared on the TV series "Moesha" in May of '99 ... Was mentioned in *People Magazine's* 2000 list of the country's Most Eligible Bachelors ... Appeared in several episodes of "Young and The Restless" during the '96 off-season ... Featured on the cover of "In The Beginning '98" calendar and in '99 Alaya calendar ... Attended a Japanese elementary school for three years (mother is Japanese-American) ... During '98 off-season, began training in kick-boxing, Ju-jitsu and self-defense ... Brother, Eric, played wide receiver at Dartmouth, and is attending medical school at George Washington after receiving his degree from Dartmouth in biomedical engineering ... Brother, Chad, was USC's starting tailback in '98-99 and is in his second season with the N.Y. Jets after originally entering the NFL as a fifth-round draft choice of New Orleans in 2000 ... Enjoys art and has started his own collection ... Hobbies include reading, sport-nutrition research and cooking ... Full name: Johnnie James Morton, Jr. ... Single ... Resides in Manhattan Beach, California.



### MORTON'S NFL STATISTICS



Year	Team	G-S	RECEIVING					RUSHING				
			No.	Yds.	Avg.	LG	TD	No.	Yds.	Avg.	LG	TD
1994	Detroit	14-0	3	39	13.0	18	1	0	0	0.0	--	0
1995	Detroit	16-13	44	590	13.4	32	8	3	33	11.0	18	0
1996	Detroit	16-15	55	714	13.0	62	6	9	35	3.9	18	0
1997	Detroit	16-16	80	1,057	13.2	73	6	3	33	11.0	20	0
1998	Detroit	16-16	69	1,028	14.9	98	2	1	11	11.0	11	0
1999	Detroit	16-12	80	1,129	14.1	46	5	0	0	0.0	--	0
2000	Detroit	16-16	61	788	12.9	42	3	4	25	6.3	27	0
2001	Detroit	16-16	77	1,154	15.0	76	4	1	6	6.0	6	0
<b>Totals</b>		<b>126-104</b>	<b>469</b>	<b>6,499</b>	<b>13.9</b>	<b>98</b>	<b>35</b>	<b>21</b>	<b>143</b>	<b>6.8</b>	<b>27</b>	<b>0</b>

Year	Team	No.	FC	PUNT RETURNS				KICKOFF RETURNS				
				Yds.	Avg.	LG	TD	No.	Yds.	Avg.	LG	TD
1994	Detroit	0	0	0	0.0	--	0	3	143	47.7	93	1
1995	Detroit	7	4	48	6.9	16	0	18	390	21.7	32	0
1996	Detroit	0	0	0	0.0	--	0	0	0	0.0	--	0
1997	Detroit	0	0	0	0.0	--	0	0	0	0.0	--	0
1998	Detroit	0	0	0	0.0	--	0	0	0	0.0	--	0
1999	Detroit	0	0	0	0.0	--	0	1	22	22.0	22	0
2000	Detroit	0	0	0	0.0	--	0	0	0	0.0	--	0
2001	Detroit	0	0	0	0.0	--	0	1	4	4.0	4	0
<b>Totals</b>		<b>7</b>	<b>4</b>	<b>48</b>	<b>6.9</b>	<b>16</b>	<b>0</b>	<b>23</b>	<b>559</b>	<b>24.3</b>	<b>93</b>	<b>1</b>

Year	Team	G-S	RECEIVING					RUSHING				
			No.	Yds.	Avg.	LG	TD	No.	Yds.	Avg.	LG	TD
1994	Detroit	0-0	0	0	0.0	--	0	0	0	0.0	--	0
1995	Detroit	1-1	1	7	7.0	7	1	0	0	0.0	--	0
1997	Detroit	1-1	7	69	9.9	21	0	0	0	0.0	--	0
1999	Detroit	1-1	2	29	14.5	23	0	0	0	0.0	--	0
<b>Totals</b>		<b>3-3</b>	<b>10</b>	<b>105</b>	<b>10.5</b>	<b>23</b>	<b>1</b>	<b>0</b>	<b>0</b>	<b>0.0</b>	<b>--</b>	<b>0</b>

#### SINGLE GAME CAREER HIGHS

**Pass Receptions:** 10 at Minnesota (1/2/00)  
9 at Green Bay (9/6/98)  
vs. Tennessee (10/21/01)  
**Receiving Yards:** 174 vs. Chicago (9/22/96)  
**Long Reception:** 98 at Chicago (10/4/98)  
**Long TD Reception:** 98 at Chicago (10/4/98)  
**Receiving TDs:** 2 vs. Jacksonville (12/17/95)  
vs. Chicago (9/22/96)  
at Minnesota (1/2/00)

**Rushing Attempts:** 3 at Minnesota (9/1/96)  
**Rushing Yards:** 27 vs. Atlanta (11/12/00)  
**Long Run:** 27 vs. Atlanta (11/12/00)  
**Punt Returns:** 3 at Minnesota (9/10/95)  
**Punt Return Yards:** 23 at Minnesota (9/10/95)  
**Long Punt Return:** 16 at Minnesota (9/10/95)  
vs. Arizona (9/17/95)  
**Punt Return TDs:** 1 vs. Buffalo (10/2/95)  
**Kickoff Returns:** 4 vs. Arizona (9/17/95)  
**Kickoff Return Yards:** 136 vs. Arizona (9/17/95)  
**Long Kickoff Return:** 32 at Pittsburgh (9/3/95)

**STREAKS & MILESTONES:** Has played in 114 games and owns a string of 33 straight starts. Has caught at least one pass in 47 consecutive games dating back to a contest vs. Green Bay (9/19/99).



### MORTON'S 100-YARD RECEIVING GAMES (18)



Date	Opponent	No.	Yds.	Avg.	LG	TD	Date	Opponent	No.	Yds.	Avg.	LG	TD
*11/23/95	Minnesota	7	102	14.6	22	1	*9/19/99	Green Bay	4	118	29.5	45	1
*9/22/96	Chicago	7	174	24.9	62	2	*11/14/99	@ Arizona	4	110	27.5	46	0
*10/13/96	@ Oakland	8	109	13.6	28	1	*12/12/99	@ Tampa Bay	7	107	15.3	48	0
*9/7/97	Tampa Bay	4	102	25.5	73	1	*12/19/99	@ Chicago	8	100	12.5	45	0
*11/27/97	Chicago	7	120	17.1	50	1	*1/2/00	@ Minnesota	10	128	12.8	36	2
*12/7/97	@ Miami	9	171	19.0	41	1	*9/9/01	@ Green Bay	5	111	22.2	42	0
*10/4/98	@ Chicago	2	138	69.0	98	1	*9/23/01	@ Cleveland	6	100	16.7	26	1
*11/1/98	Arizona	7	115	16.4	41	0	*10/21/01	Tennessee	9	113	12.6	20	1
*11/15/98	Chicago	5	109	21.8	30	0	*11/18/01	@ Arizona	7	153	21.9	76	0

\*With Detroit

## MORTON'S GAME-BY-GAME STATISTICS

### Receiving 1994 - Detroit Lions

Date	Opponent	No.	Yds.	Avg.	LG	TD
9/4	Atlanta	0	0	0.0	0	0
9/11	@ Minnesota	Inactive				
9/19	@ Dallas	0	0	0.0	0	0
9/25	New England	0	0	0.0	0	0
10/2	@ Tampa Bay	0	0	0.0	0	0
10/9	San Francisco	0	0	0.0	0	0
10/23	Chicago	0	0	0.0	0	0
10/30	@ N.Y. Giants	0	0	0.0	0	0
11/6	@ Green Bay	0	0	0.0	0	0
11/13	Tampa Bay	0	0	0.0	0	0
11/20	@ Chicago	0	0	0.0	0	0
11/24	Buffalo	0	0	0.0	0	0
12/4	Green Bay	1	17	17.0	17	0
12/10	@ N.Y. Jets	Inactive - Knee				
12/17	Minnesota	2	22	11.0	18	1
12/25	@ Miami	0	0	0.0	0	0
<b>Playoffs</b>						
12/31	@ Green Bay	Did Not Play				

### Receiving 1995 - Detroit Lions

Date	Opponent	No.	Yds.	Avg.	LG	TD
9/3	@ Pittsburgh	1	4	4.0	4	0
9/10	@ Minnesota	2	34	17.0	27	0
9/17	Arizona	0	0	0.0	0	0
*9/25	San Francisco	0	0	0.0	0	0
*10/8	Cleveland	5	43	8.6	20	0
*10/15	@ Green Bay	5	62	12.4	20	1
*10/22	@ Washington	8	76	9.5	20	1
*10/29	Green Bay	1	18	18.0	18	0
*11/5	@ Atlanta	3	54	18.0	32	1
*11/12	Tampa Bay	0	0	0.0	0	0
*11/19	@ Chicago	2	32	16.0	22	0
*11/23	Minnesota	7	102	14.6	22	1
*12/4	Chicago	1	4	4.0	4	1
*12/10	@ Houston	1	17	17.0	17	0
*12/17	Jacksonville	4	80	20.0	27	2
*12/23	@ Tampa Bay	4	64	16.0	25	1
<b>Playoffs</b>						
*12/30	@ Philadelphia	1	7	7.0	7	1

### Receiving 1996 - Detroit Lions

Date	Opponent	No.	Yds.	Avg.	LG	TD
*9/1	@ Minnesota	1	16	16.0	16	0
*9/8	Tampa Bay	0	0	0.0	0	0
*9/15	@ Philadelphia	5	39	7.8	13	0
*9/22	Chicago	7	174	24.9	62	2
*9/29	@ Tampa Bay	3	58	19.3	31	1
*10/6	Atlanta	4	49	12.3	24	0
*10/13	@ Oakland	8	109	13.6	28	1
*10/27	N.Y. Giants	2	9	4.5	5	0
*11/3	@ Green Bay	3	17	5.7	12	0
*11/11	@ San Diego	3	32	10.7	19	0
*11/17	Seattle	4	35	8.8	16	0
11/24	@ Chicago	1	25	25.0	25	0
*11/28	Kansas City	2	27	13.5	16	1
*12/8	Minnesota	4	68	17.0	32	1
*12/15	Green Bay	6	40	6.7	12	0
*12/23	@ San Francisco	2	16	8.0	12	0

### Receiving 1997 - Detroit Lions

Date	Opponent	No.	Yds.	Avg.	LG	TD
*8/31	Atlanta	1	7	7.0	7	0
*9/7	Tampa Bay	4	102	25.5	73	1
*9/14	@ Chicago	4	49	12.3	18	1
*9/21	@ New Orleans	5	72	14.4	38	0
*9/28	Green Bay	6	61	10.2	17	0
*10/5	@ Buffalo	2	27	13.5	21	0
*10/12	@ Tampa Bay	7	66	9.4	16	0
*10/19	N.Y. Giants	5	72	14.4	21	1
*11/2	@ Green Bay	4	35	8.8	15	0
*11/9	@ Washington	5	69	13.8	27	0
*11/16	Minnesota	6	59	9.8	23	1
*11/23	Indianapolis	5	39	7.8	12	0
*11/27	Chicago	7	120	17.1	50	1
*12/7	@ Miami	9	171	19.0	41	1
*12/14	@ Minnesota	8	95	11.8	32	0
*12/21	N.Y. Jets	2	13	6.5	7	0
<b>Playoffs</b>						
*12/31	@ Tampa Bay	7	69	9.9	21	0

### Receiving 1998 - Detroit Lions

Date	Opponent	No.	Yds.	Avg.	LG	TD
*9/6	@ Green Bay	9	96	10.7	19	0
*9/13	Cincinnati	5	50	10.0	13	0
*9/20	@ Minnesota	5	57	11.4	17	0
*9/28	Tampa Bay	3	36	12.0	21	0
*10/4	@ Chicago	2	138	69.0	98	1
*10/15	Green Bay	5	45	9.0	22	0
*10/25	Minnesota	7	89	12.7	20	1
*11/1	Arizona	7	115	16.4	41	0
*11/8	@ Philadelphia	2	32	16.0	24	0
*11/15	Chicago	5	109	21.8	30	0
*11/22	@ Tampa Bay	5	49	9.8	16	0
*11/26	Pittsburgh	4	53	13.3	26	0
*12/6	@ Jacksonville	1	31	31.0	31	0
*12/14	@ San Francisco	5	78	15.6	26	0
*12/20	Atlanta	1	10	10.0	10	0
*12/27	@ Baltimore	3	40	13.3	18	0

### Receiving 1999 - Detroit Lions

Date	Opponent	No.	Yds.	Avg.	LG	TD
*9/12	@ Seattle	0	0	0.0	0	0
*9/19	Green Bay	4	118	29.5	45	1
*9/26	@ Kansas City	2	31	15.5	20	0
*10/10	San Diego	6	68	11.3	21	0
*10/17	Minnesota	8	74	9.3	11	0
*10/24	@ Carolina	5	66	13.2	25	0
10/31	Tampa Bay	3	54	18.0	30	0
11/7	St. Louis	4	59	14.8	20	1
*11/14	@ Arizona	4	110	27.5	46	0
11/21	@ Green Bay	5	64	12.8	21	0
*11/25	Chicago	5	59	11.8	24	1
*12/5	Washington	5	44	8.8	15	0
*12/12	@ Tampa Bay	7	107	15.3	48	0
*12/19	@ Chicago	8	100	12.5	45	0
12/25	Denver	4	47	11.8	18	0
*1/2	@ Minnesota	10	128	12.8	36	2
<b>Playoffs</b>						
*1/8	@ Washington	2	29	14.5	23	0

**Receiving  
2000 - Detroit Lions**

Date	Opponent	No.	Yds.	Avg.	LG	TD
*9/3	@ New Orleans	4	52	13.0	19	0
*9/10	Washington	5	88	17.6	27	0
*9/17	Tampa Bay	3	37	12.3	22	0
*9/24	@ Chicago	5	55	11	25	1
*10/1	Minnesota	6	50	8.3	17	0
*10/8	Green Bay	3	73	24.3	42	1
*10/19	@ Tampa Bay	5	84	16.8	33	0
*10/29	@ Indianapolis	1	7	7.0	7	0
*11/5	Miami	1	8	8.0	8	0
*11/12	Atlanta	1	10	10.0	10	0
*11/19	@ N.Y. Giants	6	78	13.0	32	1
*11/23	New England	4	46	11.5	23	0
*11/30	@ Minnesota	4	53	13.3	19	0
*12/10	@ Green Bay	5	56	11.2	21	0
*12/17	@ N.Y. Jets	2	31	15.5	28	0
*12/24	Chicago	6	60	10.0	19	0

**Receiving  
2001 - Detroit Lions**

Date	Opponent	No.	Yds.	Avg.	LG	TD
*9/9	@ Green Bay	5	111	22.2	42	0
*9/23	@ Cleveland	6	100	16.7	26	1
*10/8	St. Louis	4	40	10.0	15	0
*10/14	@ Minnesota	5	68	13.6	20	1
*10/21	Tennessee	9	113	12.6	20	1
*10/28	Cincinnati	6	74	12.3	27	0
*11/4	@ San Francisco	2	20	10.0	12	0
*11/11	Tampa Bay	3	61	20.3	23	0
*11/18	@ Arizona	7	153	21.9	76	0
*11/22	Green Bay	4	67	16.8	42	0
*12/2	@ Chicago	1	10	10.1	10	0
*12/9	@ Tampa Bay	4	56	14.0	17	0
*12/16	Minnesota	4	74	18.5	26	0
*12/23	@ Pittsburgh	2	26	13.0	14	0
*12/30	Chicago	7	95	13.6	20	0
*1/6	Dallas	8	86	10.8	16	1

\*Indicates Games Started



**MORTON VS. THE NFL  
1994-01  
(REGULAR SEASON)**



Team	G-S	No.	Yds.	Avg.	YPG	LG	TD	100-Yard Games
Arizona	4-3	18	378	21.0	94.5	76	0	3
Atlanta	6-5	10	130	13.0	21.7	32	1	0
Baltimore	1-1	3	40	13.3	40.0	18	0	0
Buffalo	2-1	2	27	13.5	13.5	21	0	0
Carolina	1-1	5	66	13.2	66.0	25	0	0
Chicago	16-13	61	1,030	16.9	64.4	98	8	5
Cincinnati	2-2	11	124	11.3	62.0	27	0	0
Cleveland	2-2	11	143	13.0	71.5	26	1	1
Dallas	2-1	8	86	10.8	43.0	16	1	0
Denver	1-0	4	47	11.8	47.0	18	0	0
Detroit	0-0	0	0	0.0	0.0	--	0	0
Green Bay	16-13	66	880	13.3	55.0	45	3	2
Indianapolis	2-2	6	46	7.7	23.0	12	0	0
Jacksonville	2-2	5	111	22.2	55.5	31	2	0
Kansas City	2-2	4	58	14.5	29.0	20	1	0
Miami	3-2	10	179	17.9	59.7	41	1	1
Minnesota	15-13	79	989	12.5	65.9	36	8	2
New England	2-1	4	46	11.5	23.0	23	0	0
New Orleans	2-2	9	124	13.8	62.0	38	0	0
N.Y. Giants	4-3	13	159	12.2	39.8	32	2	0
N.Y. Jets	2-2	4	44	11.0	22.0	28	0	0
Oakland	1-1	8	109	13.6	109.0	28	1	1
Philadelphia	2-2	7	71	10.1	35.5	24	0	0
Pittsburgh	3-2	7	83	11.9	11.9	26	0	0
St. Louis	2-1	8	99	12.3	49.5	20	1	0
San Diego	2-2	9	100	11.1	50.0	21	0	0
San Francisco	5-4	9	114	12.7	22.8	26	0	0
Seattle	2-2	4	35	8.8	17.5	16	0	0
Tampa Bay	16-13	51	774	15.2	48.4	73	3	2
Tennessee	2-2	10	130	13.0	65.0	20	1	1
Washington	4-4	23	277	12.0	69.3	27	1	0
<b>Totals</b>	<b>126-104</b>	<b>469</b>	<b>6,499</b>	<b>13.9</b>	<b>51.6</b>	<b>98</b>	<b>35</b>	<b>18</b>



## J.J. MOSES

WIDE RECEIVER - 5-6 - 178

IOWA STATE

FREE AGENT (2001)

NFL: 1 (1ST WITH CHIEFS)

BORN: SEPTEMBER 12, 1979

WATERLOO, IOWA

GP/GS: (0/0) PLAYOFFS: (0/0)



**Pro Career:** Sure-handed receiver who will partake in his second training camp with the Chiefs in 2002 ... Made a strong impression during last year's trip to River Falls ... Spent the final seven weeks of 2001 on Kansas City's practice squad after a short stint with the Packers ... Spent the spring of 2002 playing for the Scottish Claymores of NFL Europe where he was an All-NFLEL selection as a return man ... Was signed to the Chiefs practice unit on November 21st of 2001 ... Joined Green Bay's practice squad on September 26th, but was subsequently released on October 2nd ... Hooked on with the Packers after being released by the Chiefs on August 27th ... Entered the NFL as a rookie free agent with Kansas City in 2001. **NFL Europe (2002):** Saw action in 10 games (two starts) at WR for the Scottish Claymores ... Produced 11 receptions for 94 yards (8.5 avg.) and added a 12-yard rush ... Led the league with 25 punt returns for 280 yards (11.2 avg.) and was third in NFLEL with 14 KO returns for 344 yards (24.6 avg.).

**College:** A college standout at Iowa State, producing 82 receptions for 1,226 yards (15.0 avg.) with four touchdowns in his career ... Rushed 73 times for 405 yards (5.5 avg.) with three touchdowns ... Returned 45 punts for 411 yards (9.1 avg.) and 43 kickoffs for 950 yards (22.1 avg.) ... Led the Cyclones in 11 games as a senior ... Caught a career-high 51 passes for 775 yards (15.2 avg.) with four touchdowns ... Attempted 16 rushes for 153 yards (9.6 avg.) with two touchdowns ... Selected as an All-Big 12 performer as a kick returner when he returned 20 punts for 226 yards (11.3 avg.) and 14 kickoffs for 291 yards (20.8 avg.) ... Saw duty in 11 games as a junior, returning 21 punts for 146 yards (7.0 avg.) and 21 kickoffs for 480 yards (22.9 avg.) ... Made the transition from running back to wide receiver in fall practice ... Managed to catch 18 passes for 296 yards (16.4 avg.) and carry the ball 17 times for 120 yards (7.1 avg.) despite changing positions ... Finished second on the squad with 1,042 total yards, an average of 94.7 yards per game ... A backup running back in 11 games as a sophomore ... Rushed 23 times for 80 yards (3.5 avg.) and caught 18 passes for 296 yards (16.4 avg.) ... Returned three punts for 33 yards (11.0 avg.) and seven kickoffs for 163 yards (23.3 avg.) ... Played in five games as a true freshman ... Had 15 carries for 52 yards (3.5 avg.) in addition to a six-yard punt return and a 16-yard kickoff return ... Majored in Liberal Arts and Sciences at Iowa State.

**Personal:** A record-breaking running back at Waterloo High School in Waterloo, Iowa ... Broke his father's career rushing record after compiling 1,331 yards (7.0 avg.) with 14 touchdowns as a senior ... Rushed for 1,190 yards and 13 touchdowns as a junior ... His father, Jerry lettered at Iowa State ('72-73), uncle Neal Moses rushed for over 1,000 yards at Northern Iowa ('76), cousin Terry Wood played point guard at Northern Iowa ('87-90) and cousin Lew Montgomery played football at Iowa ('89-92) ... Full name: Jerry James Moses, Jr. ... Single ... Resides in Kansas City, Missouri.



## COLLEGE HALL ADDS SPANI

The National Football Foundation and College Hall of Fame announced that former Chiefs LB and Kansas State alum Gary Spani will be inducted into the College Football Hall of Fame in a ceremony in December of 2002. Spani, who currently serves as the Chiefs Director of Sales, will be officially enshrined in the College Football Hall of Fame in South Bend, Indiana in the fall of 2003. Spani spent nine seasons in a Chiefs uniform ('78-86) following a storied four-year career at Kansas State from '74-77. He finished his collegiate career as the school's all-time leader in career tackles (543) and career assists (343) and is the Chiefs all-time leading tackler with 999 stops. Spani becomes the 13th Chiefs player to receive this prestigious honor, all 13 are listed on page 348.





## RITCHIE OWENS

DEFENSIVE END - 6-6 - 287

LEHIGH

UNRESTRICTED FREE AGENT (2001)

NFL: 8 (2ND WITH CHIEFS)

BORN: MAY 22, 1972

PHILADELPHIA, PENNSYLVANIA

GP/GS: (86/52) PLAYOFFS: (2/2)



**Pro Career:** Talented defensive end who originally joined Kansas City as an unrestricted free agent from Miami on April 6th of 2001 ... Versatile lineman who can play either inside or outside, but is expected to work behind Duane Clemons at the Chiefs right defensive end spot ... Entering his second season in the Red and Gold after three seasons with Miami ('99-00) and a four-year run with Washington ('95-97) ... An accomplished pass rusher who battled back from a '98 knee injury in Washington which cost him the entire season to rack up a team-high 8.5 sacks and a career-best 74 tackles for the Dolphins in '99 ... Was reunited in Kansas City with defensive line coach Bob Karmelowicz, who was Owens' position coach when he entered the league with the Redskins in '95 ... Under the tutelage of Karmelowicz, enjoyed his best professional campaign with Washington in '96 when he started all 16 games and produced a career-high 11.0 sacks ... An intelligent performer who is capable of quickly adapting to new schemes ... Has seen action in 86 regular season contests with 52 starts ... Owns 314 tackles (187 solo), 28.5 sacks (-157.5 yards), 22 passes defended, seven forced fumbles and two fumble recoveries ... Recorded a pair of playoff starts with Miami in '99, recording eight tackles (seven solo) and 1.5 sacks (-8.0 yards) ... Joined the Dolphins as an unrestricted free agent in '99 ... Originally entered the NFL as a fifth-round draft choice (152nd overall) by Washington in '95. **At Kansas City (2001):** Saw duty at defensive end and on special teams in 16 games (one start) ... Registered 35 tackles (19 solo), 3.0 sacks (-22.0 yards), one tackle for loss, a pass defended and four QB pressures ... Produced a tackle vs. Oakland (9/9) ... Forced a QB pressure vs. the N.Y. Giants (9/23) ... Made two tackles at Washington (9/30) ... Made his first start in a Chiefs uniform, opening at right DE for an injured Duane Clemons at Denver (10/7), producing two tackles ... Recorded three tackles and a sack (-10.0 yards) of Kordell Stewart vs. Pittsburgh (10/14), his first QB takedown with the Chiefs ... Produced three tackles at Arizona (10/21) ... Saw action at reserve defensive end vs. Indianapolis (10/25) ... Made two tackles at San Diego (11/4) ... Collected a season-high seven tackles with one behind the line at the N.Y. Jets (11/11) ... Registered a pass defended vs. Seattle (11/25) ... Amassed one stop vs. Philadelphia (11/29) to top the 300 career tackle plateau ... Totaled two tackles and a sack (-5.0 yards) of Rich Gannon at Oakland (12/9) ... Recorded six tackles and two QB pressures vs. Denver (12/16) ... Tallied two tackles vs. San Diego (12/23) ... Collected a sack (-7.0 yards) of Mark Brunell and a QB pressure at Jacksonville (12/30) ... Registered three tackles at Seattle (1/6/02). **At Miami (1999-00):** Saw duty in 28 games with 17 starts ... Produced 111 tackles (71 solo), 9.0 sacks (-64.0 yards), 10 passes defended and a pair of forced fumbles ... Racked up eight tackles (seven solo) and 1.5 sacks (-8.0 yards) in two playoff starts in '99. **2000:** Played in 12 games with three starts ... Tallied 37 tackles, half a sack (-3.0 yards) and five passes defended ... Had two tackles and one pass defended at Minnesota (9/10) ... Had four tackles and a pass defended vs. New England (9/24) ... Registered 10 tackles at Cincinnati (10/1) ... Produced four tackles, half a sack (-3.0 yards) and a pass defended vs. Buffalo (10/8) ... Had four tackles and a pass defended at San Diego (11/12) ... Recorded two tackles and deflected Mike Vanderjagt's 59-yard field goal attempt on the final play of the game to preserve a 17-14 victory at Indianapolis (11/19) ... Was inactive due to a lower back strain for the club's final four regular season games and two playoff contests. **1999:** Played in all 16 regular season games (14 starts) ... Finished the year fifth on the team with a career-high 74 tackles and a team-high 8.5 sacks (-61.0 yards), the second-highest QB takedown total of his career ... Also had five passes defended ... Recorded three tackles, including his first sack (-18.0 yards) as a member of the Dolphins at Denver (9/13). Also forced a fumble which Jason Taylor returned four yards for a touchdown ... Tied for the team lead with a season-high nine tackles vs. Buffalo (10/4) ... Recorded five tackles and a sack (-3.0 yards) at Indianapolis (10/10) ... Notched four stops and a sack (-3.0 yards) vs. Tennessee (11/7) ... Had six tackles and a season-high 1.5 sacks (-12.0 yards) vs. New England (11/21), marking the first of five straight games in which he had at least a half sack, getting 5.5 QB takedowns over that span ... Matched his season high with nine tackles, to go along with a sack (-9.0 yards) at Dallas (11/25) ... Tied for the team lead with eight tackles, including half a sack (-2.5 yards) at the N.Y. Jets (12/12) ...

Registered four tackles and tied a season-high with 1.5 sacks (-3.5 yards) vs. San Diego (12/19) ... Posted five tackles and a sack in an AFC Wild Card victory at Seattle (1/9/00) ... Posted three tackles and a sack in the AFC Divisional Playoffs at Jacksonville (1/15/00). **At Washington (1995-98):** Played in 42 games (34 starts) during his four seasons in Washington ... Produced 168 tackles (97 solo), 16.5 sacks (-71.5 yards), 11 passes defended, and forced five fumbles. **1995:** Spent the entire season on the injured reserve list ... Sustained a torn anterior cruciate ligament in his left knee during the second preseason game at Tennessee (8/15) ... Underwent reconstructive surgery to repair the damage and was placed on injured reserve on August 25th. **1997:** Played in all 16 games, starting 15 games at right tackle ... Finished the year with 61 tackles (43 solo), 2.5 sacks (-13.5 yards), a fumble recovery, a forced fumble and a career-best nine passes defended ... Amassed a season-high eight tackles at Carolina (8/31) ... Had six tackles, a career-high 2.0 sacks and a pass defended vs. Jacksonville (9/28) ... Recovered a fumble vs. Dallas (10/13) that led to a touchdown ... Did not start at Chicago (11/2) due to recurring back spasms ... Credited with seven tackles and a pass defended vs. St. Louis (11/30). **1996:** Started all 16 contests at right defensive end and turned in the most productive season of his NFL career ... Finished with 73 tackles (40 solo), including a team-high and a career-best 11.0 sacks (-49.0 yards) ... That sack tally marked the most by a Redskins defensive lineman since Charles Mann tallied 11.0 in '91 ... Forced a team-high three fumbles and two passes defended ... Established a career high with 2.0 sacks at the N.Y. Giants (9/15) ... Had five tackles, including a sack, at New England (10/13) ... Posted four tackles and a sack vs. Arizona (11/10) ... Came up with seven tackles and a sack at Philadelphia (11/17) ... Recorded five tackles and tied a career high with 2.0 sacks vs. San Francisco (11/24) ... Tied that career mark with 2.0 QB takedowns at Tampa Bay (12/8). **1995:** Appeared in 10 games with three starts as a rookie ... Finished the year with 34 tackles (14 solo), 3.0 sacks and a forced fumble ... Did not see action until the season's seventh week at Arizona (10/15) due to a fractured arm sustained in the team's second preseason game vs. Houston (8/12) ... Registered first career sack with a forced fumble vs. Philadelphia (11/26) ... Made first NFL start at the N.Y. Giants (12/10) and responded with eight tackles and a sack.

**Collegiate:** Enjoyed a productive collegiate career at Lehigh ... Had his most productive season as a senior when he amassed 36 tackles, 5.0 sacks and 10 stops behind the line of scrimmage ... Majored in Graphic Design at Lehigh.

**Personal:** Lettered two years as a defensive end and tight end at Lincoln High School in Philadelphia, Pennsylvania ... Served as a team co-captain his senior season ... Also lettered in track and wrestling in high school ... Was very involved in community activities during his tenure in Washington ... Spent a great deal of time speaking to children at area schools ... Assisted in building a house in Liberty City for Habitat for Humanity during the 2001 offseason ... Full name: Ritchie Darryl Owens ... Married, wife Karen ... The Owens' reside in Overland Park, Kansas.



### OWENS' NFL STATISTICS



Year	Team	TACKLES			FUMBLES		SACKS No./Yds.	PASSES Defended	QB Pressures	
		G-S	Solos	Asst. Total	Rec.	For.				
1995	Washington	10-3	14	20	34	0	1	3.0/9.0	0	--
1996	Washington	16-16	40	33	73	0	3	11.0/49.0	2	--
1997	Washington	16-15	43	18	61	1	1	2.5/13.5	9	--
1998	Washington	0-0	0	0	0	0	0	0.0/0.0	0	0
1999	Miami	16-14	51	23	74	1	2	8.5/61.0	5	--
2000	Miami	12-3	20	17	37	0	0	0.5/3.0	5	9
2001	Kansas City	16-1	19	16	35	0	0	3.0/22.0	1	4
<b>Totals</b>		<b>86-52</b>	<b>187</b>	<b>127</b>	<b>314</b>	<b>2</b>	<b>7</b>	<b>28.5/157.5</b>	<b>22</b>	<b>13</b>

#### POSTSEASON

Year	Team	TACKLES			FUMBLES		SACKS No./Yds.	PASSES Defended	QB Pressures	
		G-S	Solos	Asst. Total	Rec.	For.				
1999	Miami	2-2	7	1	8	0	0	1.5/8.0	0	0
2000	Miami	0-0	0	0	0	0	0	0.0/0.0	0	0
<b>Totals</b>		<b>2-2</b>	<b>7</b>	<b>1</b>	<b>8</b>	<b>0</b>	<b>0</b>	<b>1.5/8.0</b>	<b>0</b>	<b>0</b>

#### SINGLE GAME CAREER HIGHS

**Tackles:** 10 at Cincinnati (10/1/00)

**Sacks:** 2.0, four times, last vs. Jacksonville (9/28/97)

**Passes Defended:** 2 at Chicago (11/2/97)

**Forced Fumbles:** 1, seven times, last vs. San Diego (12/19/99)

**Fumble Recoveries:** 1 vs. Dallas (10/13/97)  
at Dallas (11/25/99)



## LARRY PARKER


WIDE RECEIVER - 6-1 - 208

SOUTHERN CALIFORNIA  
DRAFT (NO. 4 - 1999)  
NFL: 4 (4TH WITH CHIEFS)  
BORN: JULY 14, 1976  
BAKERSFIELD, CALIFORNIA  
GP/GS: (38/4) PLAYOFFS: (0/0)



**Pro Career:** Fourth-year wideout expected to once again compete for time in the Chiefs receiving rotation this season ... Expected to concentrate his efforts at the "X" wide receiver position behind starter Eddie Kennison ... Should also be in the mix as a return specialist in 2002, owning experience returning both punts and kickoffs for the Chiefs ... Continues to improve his overall offensive skills under the tutelage of Pro Football Hall of Famer Charlie Joiner ... Has the size and strength to out-muscle defenders for the ball, but also has the speed to get downfield ... Works hard in practice, runs good routes and should continue to develop as an offensive threat ... Is also a consistent contributor as a coverage man on the specialty units ... Enjoyed his finest professional season a year ago when saw action in 12 games, including his first four NFL starts before a shoulder injury curtailed his efforts ... Established career highs with 15 receptions for 199 yards (13.3 avg.) with his first two pro touchdowns ... Also added a personal-best 11 punt returns for 91 yards (8.3 avg.) ... Has seen action in 38 regular season NFL contests (four starts) with Kansas City ... Saw duty in 12 games with four starts a year ago after playing in all 16 games in 2000 ... Has returned 21 punts for 192 yards (9.1 avg.) and 16 kickoffs for 325 yards (20.3 avg.) ... Also owns 18 receptions for 199 yards (13.3 avg.) with two TDs and 21 special teams tackles ... Was a University of Southern California teammate of N.Y. Jets RB Chad Morton, the younger brother of current Chiefs teammate Johnnie Morton. Followed in the WR footsteps of the elder Morton at USC, taking his #80 jersey with the Trojans, a uniform number which Morton subsequently reclaimed from Parker in Kansas City ... Joined the Chiefs as a fourth-round draft selection (108th overall) in '99. **2001:** Played in 12 games (four starts) on special teams and took snaps at wide receiver in 11 games before being placed on injured reserve on December 26th with a shoulder injury ... Was inactive for two games ... Produced a career-high 15 receptions for 199 yards (13.3 avg.) with two TDs ... Also added three rushes for six yards ... Returned 11 punts for 91 yards (8.3 avg.) and one kickoff for 22 yards ... Had two tackles and a forced fumble on special teams ... Was inactive vs. Oakland (9/9) ... Saw his first action of the season making two receptions for 12 yards vs. the N.Y. Giants (9/23) ... Caught one pass for 11 yards at Washington (9/30) ... Registered a special teams tackle and returned a punt two yards at Denver (10/7) ... Returned three punts for 32 yards and a kickoff for 22 yards, to go along with a forced fumble on the punt coverage team vs. Pittsburgh (10/14) ... Caught a career-long 44-yard pass along the sideline at Arizona (10/21). Added a rush for five yards, a special teams stop and three punt returns for 26 yards ... Started his first career NFL game in place of an injured Derrick Alexander vs. Indianapolis (10/25), establishing career highs with a team-leading six receptions for 76 yards. Caught his first career pro TD on an 11-yard pass from Trent Green and added a five-yard scoring grab later in the fourth quarter. Tied a career high with four punt returns for 31 yards and added a rush for one yard ... Caught two passes for 18 yards in a starting role at San Diego (11/4) ... Started at WR and saw action on the punt coverage team at the N.Y. Jets (11/11) ... Caught a pass for 16 yards vs. Seattle (11/25) ... Had two receptions for 22 yards vs. Philadelphia (11/29) ... Saw reserve action at wide receiver and on the punt coverage unit at Oakland (12/9) ... Suffered a shoulder injury vs. Denver (12/16) ... Was inactive vs. San Diego (12/23) before being placed on injured reserve on December 26th. **2000:** Played in 16 games on special teams with five punt returns for 50 yards (10.0 avg.) and 14 KO returns for 279 yards (19.9 avg.) ... Was third on the squad with 16 special teams tackles ... Also saw action at WR in eight games, catching three passes for 41 yards (13.7 avg.) ... Had one run for a seven-yard loss, as well ... Returned two punts for 18 yards and had a special teams tackle on punt coverage vs. Indianapolis (9/3) ... Returned three kickoffs for 63 yards (21.0 avg.) with a career-long runback of 27 yards at Tennessee (9/10) ... Played in a reserve role at WR and on special teams vs. San Diego (9/17), catching his first career pass for eight yards and returning three punts for 32 yards and two KOs for 44 yards. Also had three special teams tackles. Left the game temporarily with a back contusion, but did return ... Saw duty at WR and special teams at Denver (9/24), recording a tackle ... Saw action on special teams and as a reserve at WR vs. Seattle (10/2) ... Tied a career high with three special teams tackles vs. Oakland (10/15) ... Made a special





## MARVCUS PATTON

LINEBACKER - 6-2 - 241

UCLA

NFL: 13 (4TH WITH CHIEFS)

UNRESTRICTED FREE AGENT (1999)

BORN: MAY 1, 1967

LOS ANGELES, CALIFORNIA

GP/GS: (192/149) PLAYOFFS: (11/6)



**Pro Career:** Poised 13-year NFL veteran set to anchor the Chiefs defense from his middle linebacker position for the fourth consecutive year in 2002 ... Not only brought his chiseled physique to Kansas City when he signed as an unrestricted free agent from Washington on April 27th of '99, but also infused the Arrowhead locker room with his commitment to being the very best ... Has captained the Kansas City defense each of the past two seasons ... Earned the club's Derrick Thomas Award as the club's Most Valuable Player in his inaugural season with the team ... Joined the late Thomas as the only other Chiefs linebacker to be named the club's MVP (Thomas won the honor in both '91 and '94) ... Achieved another milestone in 2000 by scoring the first touchdown of his distinguished NFL career, hitting paydirt on a 24-yard INT return at San Diego (11/26/00) ... The embodiment of professionalism, provides the ultimate example to his teammates of how to work, whether it's in the weight room, in the classroom or on the field ... Maintains a quiet demeanor, but speaks volumes by the way he carries himself ... A relentless worker who pushes both himself and his teammates to their maximum potential ... Patton's stringent year-round workout regiment is largely responsible for his unprecedented durability, particularly when one considers the position he plays ... Has not missed a single game since entering the league in '90, seeing action in 192 consecutive contests dating back to his rookie campaign with Buffalo, needing just eight more games to reach the 200-game plateau ... Of the 16 linebackers enshrined in the Pro Football Hall of Fame, Ted Hendricks (215) is the only member of that illustrious group to have played in more contests than Patton. Hendricks is also the only LB in the HOF to have played in 200+ games ... Owns a total of 149 starts and has opened 142 of his last 144 games ... Had a streak of 118 consecutive starts dating back to the '93 season opener snapped when the Chiefs opened in a dime defense vs. St. Louis (10/22/00) ... Despite coming to the Chiefs with relatively little fanfare, proceeded to pay immediate dividends for the club ... Set the tone for Kansas City's defense in '99 by producing a career-high 6.5 sacks, racking up a team-high 20 tackles for loss and registering a career-best 14 quarterback pressures ... Tallied 143 tackles in 2000 and followed that up with a 138-tackle performance a year ago, marking the ninth consecutive season he topped the 100-tackle barrier, an even more remarkable feat considering he turned the trick for three different teams during that span ... Combined with Donnie Edwards (147) to become the first Chiefs linebacking tandem to top the 100-tackle barrier for three consecutive seasons, turning that rare triple-play from '99-01 ... Can play any linebacker position, but has spent the majority of his career on the inside ... Took over the Chiefs starting MLB spot in '99, where he has been a mainstay the past three years ... Is part of a large contingent of former UCLA coaches and players in Kansas City, a list which includes the likes of President Carl Peterson, head coach Dick Vermeil and defensive coordinator Greg Robinson ... Came to Kansas City after a four-year stint with Washington from '95-98, where he was the Redskins leading tackler three of those four seasons ... Inaugurated his NFL career with Buffalo from '90-94 before signing with Washington as an unrestricted free agent on February 22nd of '95 ... Has seen duty in 192 straight regular season games, owning a total of 149 career starts, producing 1,391 tackles (869 solo), 24.5 sacks (-196.0 yards), 15 INTs (90 yards) with one touchdown, 11 fumble recoveries, 17 forced fumbles, 41 passes defended, 68 QB pressures and 55 special teams tackles during his pro tenure ... During his five-year stay with the Bills, saw duty in 11 postseason contests (six starts) ... Went to the Super Bowl each of his first four seasons in the league, joining Glenn Parker, Carwell Gardner, Mike Lodish and James Williams as the only NFL players to accomplish that feat ... Produced a total of 44 tackles (37 solo), a pair of pass deflections and one QB pressure in his 11 games of playoff action ... Originally entered the league as an eighth-round selection (208th overall) of Buffalo in the '90 NFL Draft. **At Kansas City (1999-01):** Has seen action in 48 games for the Chiefs, starting 46 of the contests ... Has totaled 416 tackles (316 solo) from his middle linebacker position to go along with four interceptions (44 yards) with one TD, 10.5 sacks (-73.0 yards), 25 quarterback pressures and

16 passes defended ... Has also recorded four fumble recoveries and four forced fumbles. **2001:** Played in 16 games (15 starts) at middle linebacker, captaining the Chiefs defense ... Finished second on the team with 138 tackles (109 solo), marking the ninth consecutive season he has topped the 100-tackle barrier ... Led the squad with 10 tackles coming behind the line of scrimmage ... Also forced two fumbles, recorded seven passes defended, two INTs for five yards, 3.0 sacks (-25.0 yards) and six QB pressures ... Had a team-high 12 tackles vs. Oakland (9/9), a sack (-7.0 yards) and strip of Rich Gannon, as well as a tackle for loss and a QB pressure ... Recorded his second straight double-digit tackle day with 12 tackles, including a tackle for loss vs. the N.Y. Giants (9/23) ... Registered six stops at Washington (9/30) ... Produced 10 stops, a tackle for loss, a QB pressure and intercepted a Brian Griese pass in the second quarter at Denver (10/7) ... Amassed a season-high 13 tackles (11 solo) vs. Pittsburgh (10/14) ... Made six tackles including one for loss at Arizona (10/21) ... Collected 10 tackles and two tackles for loss vs. Indianapolis (10/25) ... Registered nine tackles including one behind the line and a pass defended at San Diego (11/4) ... Tallied 11 tackles and a pass defended at the N.Y. Jets (11/11) ... Produced six solo tackles and a pass defended vs. Seattle (11/25) ... Tied a career high with 2.0 sacks (-18.0 yards) of Donovan McNabb vs. Philadelphia (11/29) to go with nine solo tackles and a QB pressure ... Did not start when the club opened in a nickel formation at Oakland (12/9), but still amassed eight tackles and a pass defended ... Produced three tackles vs. Denver (12/16) ... Recorded six tackles, two QB pressures and forced a LaDainian Tomlinson fumble vs. San Diego (12/23) ... Collected eight tackles and a QB pressure at Jacksonville (12/30) ... Registered nine tackles with one for loss, two passes defended and returned a Trent Dilfer INT five yards at Seattle (1/6/02).

**2000:** Played in all 16 games at middle linebacker with 15 starts, captaining the Chiefs defense along with CB James Hasty ... Ranked second on the team with 143 tackles (112 solo), trailing only Edwards (151) ... Added two forced fumbles, a fumble recovery, 1.0 sack (-9.0 yards), six passes defended, five QB pressures and two INTs, one of which he returned for a 24-yard TD return ... Had three stops vs. Indianapolis (9/3) and forced an Edgerrin James fumble which Hasty recovered on the Chiefs 10-yard line to stop the Colts opening drive ... Totaled 12 tackles (10 solo) at Tennessee (9/10) ... Led the team with six tackles and recovered a Moses Moreno fumble vs. San Diego (9/17) ... Collected a team-high 12 tackles (nine solo), one QB pressure, a forced fumble and intercepted a Gus Fretotte pass which he returned 15 yards with 1:40 remaining in the game at Denver (9/24) to seal the 23-22 victory ... Posted a season-high 14 solo tackles and two passes defended vs. Seattle (10/2) ... Recorded eight tackles vs. Oakland (10/15) ... Had a string of 118 consecutive starts dating back to the '93 season opener snapped vs. St. Louis (10/22) when the team opened the game in its dime package ... Gathered a team-high eight tackles at Seattle (10/29) ... Registered a team-high 12 tackles (nine solo) and one QB pressure at Oakland (11/5) ... Had nine tackles, one QB pressure and one pass defended at San Francisco (11/12) ... Compiled seven tackles (six solo) and one pass defended vs. Buffalo (11/19) ... Returned a Ryan Leaf INT 24 yards for his first NFL TD and posted a team-high nine tackles and one QB pressure at San Diego (11/26) ... Totaled 12 stops (eight solo), one QB pressure and 1.0 sack (-9.0 yards) of Drew Bledsoe at New England (12/4) ... Credited with 10 tackles vs. Carolina (12/10) ... Collected seven tackles vs. Denver (12/17) ... Had 12 tackles (10 solo) and two passes defended at Atlanta (12/24).

**1999:** Started all 16 games at middle linebacker, earning team MVP honors for his efforts ... Ranked second on the squad with 135 tackles (95 solo), trailing only Edwards, who had 143 stops ... Posted a career-high 6.5 sacks (-39.0 yards) and registered his first two-sack contest ... Added one INT, a career-best 14 QB pressures, three passes defended and two forced fumbles ... Also tied Reggie Tongue and Cris Dishman for the team lead with three fumble recoveries ... Was one of seven defensive starters to open all 16 games ... Tallied seven games with 10 or more tackles ... Incredibly, saw duty on all of Kansas City's 1,078 defensive snaps from his middle linebacker position ... Saw his first duty in a Chiefs uniform, captaining the defense at Chicago (9/12) and collecting nine tackles ... Produced 11 tackles vs. Denver (9/19) ... Got his first sack as a Chief, taking down Charlie Batch for an eight-yard loss vs. Detroit (9/26) ... Enjoyed a monster game at San Diego (10/3), collecting a career-high 2.0 sacks at San Diego (10/3) - one of Jim Harbaugh (-8.0 yards) and one of Erik Kramer (-10.0 yards) - got an INT off Erik Kramer (no return) and had a team-high 10 tackles ... Posted six tackles, two QB pressures and recovered a Terry Allen fumble vs. New England (10/10) ... Recorded 11 tackles at Baltimore (10/21) ... Had half a sack of Harbaugh (-0.0 yards) and a QB pressure vs. San Diego (10/31) ... Posted eight tackles at Indianapolis (11/7) and recovered a Peyton Manning fumble at the Chiefs four-yard line ... Captained the defense and tied for the team lead with 11 stops at Tampa Bay (11/14) ... Recovered a Jon Kitna fumble vs. Seattle (11/21) ... Produced nine tackles, a sack of Rich Gannon (-8.0 yards) and forced a Gannon fumble at Oakland (11/28) ... Forced a Hines Ward fumble, recorded a sack of Mike Tomczak (-1.0 yard) and posted 11 tackles vs. Pittsburgh (12/18) ... Tallied 10 tackles, a half sack of Kitna (-1.0 yard) and one QB pressure at Seattle (12/26) ... Recorded 10 tackles, half a sack of Gannon (-3.0 yards), one QB pressure and one pass defended vs. Oakland (12/00).

**At Washington (1995-98):** Started all 64 games of his career with the Redskins, producing over 160 tackles all four seasons with the club, including 100+ solo tackles each of those seasons ...

Recorded an incredible 709 tackles (481 solo) in Washington, an average of 177 per year ... Also contributed 10.5 sacks (-87.0 yards), six INTs, four fumble recoveries, 11 forced fumbles and 30 QB pressures ... Was on the field for 4,417 of Washington's 4,436 defensive snaps (99.6%) from '95-98. **1998:** Started all 16 games for the sixth consecutive season and played on all but 19 of Washington's defensive snaps at MLB ... Led the club with a career-high 192 tackles (137 solo) ... Also added 3.0 sacks, a fumble recovery, a forced fumble and 10 QB pressures ... Tied a career best with six passes defended, as well ... Had 10 or more stops in 13 games and topped the 15-tackle barrier five times ... Led the team in tackles in six contests ... Tallied 15 tackles (11 solo) in the season-opener at the N.Y. Giants (9/6) ... Had 16 stops vs. Dallas (10/5) ... Produced 11 tackles and a career-high four QB pressures at Philadelphia (10/11) ... Got a team-high 11 tackles, two QB pressures, a sack and a forced fumble at Arizona (11/8) ... Registered a season-high 17 tackles vs. Philadelphia (11/15) ... Added 15 stops vs. Tampa Bay (12/19). **1997:** Moved inside to the MLB post prior to the start of the season and flourished at that position ... Opened all 16 games at middle linebacker, playing on every defensive snap and finishing the year second on the team with 175 tackles, including a team-high 132 solo stops ... Set career highs with 4.0 sacks and 13 quarterback hurries ... Recorded two interceptions and four passes defended ... Led the team in forced fumbles with four and recovered one fumble ... Named the Redskins Miller Lite Player of the Year and earned the NFLPA's Unsung Hero Award ... Had double-digit stops in 12 different games ... Recorded a team-high 12 tackles at Carolina (8/31) ... Had a monster game vs. Arizona (9/14), accounting for a career-high 19 total tackles, including 15 solo stops and a QB hurry ... In the rematch at Arizona (12/7) came up with a key sack of Jake Plummer, forcing a fumble which preserved a 38-28 win. **1996:** Started all 16 games at outside linebacker, taking all 1,181 of the Redskins defensive snaps ... The club's tackle leader for the second straight season with 181 total stops (105 solo) ... Added a pair of sacks, four quarterback hurries, six passes defended, two interceptions, two forced fumbles, and one fumble recovery ... Had 17 stops in the season-opener vs. Philadelphia (9/1) ... Recorded a season-high 18 tackles at Buffalo (11/3). **1995:** Started all 16 games at outside linebacker and was Washington's only defensive player to play every down (1,117 snaps) ... Led the team with 161 tackles (107 solo) ... Had a hand in seven turnovers, netting two interceptions, a team-leading four forced fumbles and one fumble recovery ... Best effort of the season came at St. Louis (12/17) with 17 total tackles, two forced fumbles, including one that was recovered by DE Tony Woods for a touchdown that secured a 35-23 victory. **At Buffalo (1990-94):** Played in 80 regular season contests (39 starts) during five seasons with Buffalo ... Produced 266 tackles (181 solo), 3.5 sacks (-36.0 yards), four INTs for eight yards, three fumble recoveries, 11 passes defended and 13 QB pressures ... Saw duty in 11 playoff contests (six starts) and was a member of all four of the Bills Super Bowl squads, totaling 44 tackles (37 solo), a pair of pass deflections and a QB pressure. **1994:** Started all 16 games for the second straight season ... Was the Bills second-leading tackler with 101 stops (68 solo) ... Added a pair of INTs, five passes defended, two QB pressures and a special teams tackle ... Had a season-high 14 tackles vs. Indianapolis (10/14) ... Intercepted a Dan Marino pass at the goal line in the fourth quarter to help preserve a 42-31 win at Miami (12/4). **1993:** Moved from outside linebacker to an inside position, but still started all 16 games for the first time in his career ... Produced the first 100-tackle season of his career with 118 tackles (76 solo) ... Came up with two INTs, three fumble recoveries and two forced fumbles ... Also added six special teams stops ... Nabbed his first career INT off Phil Simms and added 13 tackles vs. the N.Y. Giants (10/3) ... Got a sack (-10.0 yards) of Neil O'Donnell at Pittsburgh (11/15) ... Led the club with 13 tackles in the AFC Divisional Playoffs vs. the L.A. Raiders (1/15/94) ... Had six stops and a pass defended in the AFC Championship Game vs. Kansas City (1/23/94) ... Produced seven tackles in Super Bowl XXVIII vs. Dallas (1/30/94). **1992:** Played in all 16 games at left outside linebacker, starting five of the last eight regular season games ... Finished the year with 25 tackles (20 solo), a pair of sacks, a pass defended, four QB pressures and 13 special teams takedowns ... Had a season-best six tackles vs. Pittsburgh (11/8) ... Started three of the Bills four postseason games, getting 17 tackles (16 solo), a pass deflection and a QB hurry ... Had seven solo tackles in Super Bowl XXVII vs. Dallas (1/31/93). **1991:** Played in all 16 games with a pair of starts ... Registered 10 tackles, two QB pressures and eight special teams stops ... Got his first NFL start vs. Pittsburgh (9/8) at left outside linebacker when the Bills went to an unusual 2-5 alignment ... Also started the next week at the N.Y. Jets (9/15) ... Played in all three of the club's postseason contests ... Credited with one tackle in Super Bowl XXVI vs. Washington (1/26/92). **1990:** Saw duty in all 16 games as a rookie ... Concluded the year with 12 tackles, half a sack, a QB pressure and a career-best 27 special teams stops ... Named to *Pro Football Weekly's* all-rookie team ... Suffered a broken leg on the opening kickoff of the AFC Divisional Playoffs vs. Miami (9/16) ... On the roster for Buffalo's Super Bowl XXV appearance vs. the N.Y. Giants (1/27/91).

**College:** Was recruited by Cal-State Fullerton and San Diego State, but after being accepted at UCLA, he made the team as a walk-on ... Finished his career at UCLA with 197 tackles (116 solo), 11.5 sacks and a pair of interceptions ... Became a full-time starter as a senior in '89 and led the team with 11.0 sacks ... Was a *Sporting News* honorable mention All-America and a second team All-Pac 10 pick his final season when he tallied 106 tackles (66 solo) and one INT ... Earned Pac 10

All-Academic honorable mention three times ... Had 53 tackles, a sack and one INT as a junior in '88 ... Produced 20 tackles as a sophomore and 18 stops as a freshman ... Earned a degree in Political Science from UCLA.

**Personal:** Prepped at Leuzinger High School in Lawndale, California ... His father, Ray, was a Los Angeles police officer who was killed in the line of duty during a drug arrest in '76. Patton was only nine years old at the time of his father's death ... Marcus received his unique first name from his late father. "My father liked Marcus, but he wanted me to be a little different, so he put the 'v' in there. I guess it worked, I'm the only Marcus I know." ... His mother, Barbara, played for the L.A. Dandelions of the National Football Women's League from '72-76. It was a full-contact football league with practice four nights a week. Players were paid \$25 a game, Patton's mother once split another woman's helmet while making a tackle. She currently works for the federal government's General Services Administration ... Hopes to someday pursue a career as a lawyer following his playing career ... Was selected in '97 as having the NFL's third best physique by *Muscle and Fitness Magazine* ... Full name: Marcus Raymond Patton (pronounced MARV-cus) ... Single ... Resides in Clifton, Virginia.



### PATTON'S NFL STATISTICS



Year	Team	G-S	TACKLES			SACKS No./Yds.	INTs No./Yards	FUMBLES		PASSES Rec. For. Defensed	QB Pressures
			Solos	Asst.	Total			Rec.	For.		
1990	Buffalo	16-0	8	4	12	0.5/9.0	0/0	0	0	0	1
1991	Buffalo	16-2	9	1	10	0.0/0.0	0/0	0	0	0	2
1992	Buffalo	16-5	20	5	25	2.0/17.0	0/0	0	0	1	4
1993	Buffalo	16-16	76	42	118	1.0/10.0	2/0	3	0	5	4
1994	Buffalo	16-16	68	33	101	0.0/0.0	2/8	0	0	5	2
1995	Washington	16-16	107	54	161	1.5/9.0	2/7	1	4	2	3
1996	Washington	16-16	105	76	181	2.0/18.0	2/26	1	2	6	4
1997	Washington	16-16	132	43	175	4.0/35.0	2/5	1	4	0	13
1998	Washington	16-16	137	55	192	3.0/25.0	0/0	1	1	6	10
1999	Kansas City	16-16	95	40	135	6.5/39.0	1/0	3	2	3	14
2000	Kansas City	16-15	112	31	143	1.0/9.0	2/39	1	2	6	5
2001	Kansas City	16-15	109	29	138	3.0/25.0	2/5	0	2	7	6
<b>Totals</b>		<b>192-149</b>	<b>978</b>	<b>413</b>	<b>1,391</b>	<b>24.5/196.0</b>	<b>15/90</b>	<b>11</b>	<b>17</b>	<b>41</b>	<b>68</b>

**Additional Stats:** Scored a touchdown on a 24-yard interception return at San Diego (11/26/00). Has 55 career special teams tackles – 27 in '90, eight in '91, 13 in '92, six in '93 and one in '94.

### POSTSEASON

Year	Team	G-S	TACKLES			SACKS No./Yds.	INTs No./Yards	FUMBLES		PASSES Rec. For. Defensed	QB Pressures
			Solos	Asst.	Total			Rec.	For.		
1990	Buffalo	1-0	0	0	0	0.0/0.0	0/0	0	0	0	0
1991	Buffalo	3-0	1	0	1	0.0/0.0	0/0	0	0	0	0
1992	Buffalo	4-3	16	1	17	0.0/0.0	0/0	0	0	1	1
1993	Buffalo	3-3	20	6	26	0.0/0.0	0/0	0	0	1	0
<b>Totals</b>		<b>11-6</b>	<b>37</b>	<b>7</b>	<b>44</b>	<b>0.0/0.0</b>	<b>0/0</b>	<b>0</b>	<b>0</b>	<b>2</b>	<b>1</b>

**Additional Stats:** Had three special teams tackles in '91.

### SINGLE GAME CAREER HIGHS

**Tackles:** 19 (15 solo) vs. Arizona (9/14/97)

**Sacks:** 2.0 at San Diego (10/3/99)

vs. Philadelphia (11/29/01)

**Interceptions:** 1, 15 times, last at Seattle (1/6/02)

**Fumble Recoveries:** 1, 11 times,

last vs. San Diego (9/17/00)

**Forced Fumbles:** 2 at St. Louis (12/17/95)

**Passes Defensed:** 2, several times, last at Seattle (1/6/02)

**QB Pressures:** 4 at Philadelphia (10/11/98)

**STREAKS AND MILESTONES:** Has played in 192 consecutive regular season games. Had a string of 118 consecutive starts snapped vs. St. Louis (10/22/00) when the team opened in a six-defensive back package. Has nine consecutive 100-tackle campaigns.

### 40TH FACT


Marcus Patton has recorded 10 consecutive 100-tackle campaigns dating back to the '93 season, doing it with the Bills, Redskins and Chiefs.



### 40TH FACT

Patton has played in 192 straight games going back to his rookie year in '90 and has not missed a single game in his previous 12 pro seasons.





## JONATHAN QUINN

**QUARTERBACK - 6-6 - 243**

**MIDDLE TENNESSEE STATE  
UNRESTRICTED FREE AGENT (2002)**

**NFL: 5 (1ST WITH CHIEFS)**

**BORN: FEBRUARY 27, 1975**

**TURLOCK, CALIFORNIA**

**GP/GS: (11/3) PLAYOFFS: (1/0)**



**Pro Career:** Unrestricted free agent quarterback joined the Chiefs on May 1st this year from Jacksonville ... Served as a valuable backup to Mark Brunell with the Jaguars during his first four professional seasons ... Big, strong signal-caller with three games of starting experience ... Expected to compete for a reserve role with the Chiefs ... Possesses excellent velocity on all of his throws and can also use his legs to pick up crucial yardage ... Showed the ability to perform at a high level with minimal preparation time during his tenure with the Jaguars ... Has appeared in 11 games (three starts), completing 66 of 125 passes (52.8%) for 748 yards with three touchdowns and four interceptions, good for a 65.7 rating ... Also has 21 carries for 117 yards (5.6 avg.) with a TD ... Holds a 1-2 (.333) regular season record as an NFL starter, collecting a 21-3 victory vs. Pittsburgh (12/28/98) during his rookie campaign ... Saw action in one postseason game in '99, but did not record any stats ... Led the Berlin Thunder to the 2001 World Bowl title ... Originally entered the NFL as a third-round draft choice (86th overall) of Jacksonville in '98. **At Jacksonville (1998-01):** Appeared in 11 games (three starts) in four seasons ... Completed 66 of 125 passes (52.8%) for 748 yards with three touchdowns and four interceptions, good for a 65.7 rating ... Added 21 carries for 117 yards (5.6 avg.) with a touchdown ... Saw action in one playoff contest, but did not record any stats. **2001:** Played in six games (one start), connecting on 32 of 61 passes (52.5%) for 361 yards with a touchdown and an interception, good for a 69.1 rating ... Added eight carries for 42 yards (95.3 avg.) ... Held for placements vs. Pittsburgh (9/10) ... Saw his first action of the season at quarterback vs. Cleveland (9/30), completing 15 of 30 passes for 136 yards with a touchdown and an INT in relief of an injured Mark Brunell ... Saw action on the final series vs. Cincinnati (11/11) ... Started his only game of the season at Pittsburgh (11/18), connecting on a career-high 17 of 31 passes for 225 yards in addition to carrying the ball four times for a team-high 39 yards, including a career-long 27-yard scamper ... Saw duty at Cincinnati (12/9) and at Minnesota (12/23). **At NFL Europe (2001):** Started all 10 games to lead the Berlin Thunder to the regular season NFLEL Championship ... Completed 167 of 296 passes for a league-high 2,257 yards and 24 TDs with nine INTs, good for a 95.3 rating ... Threw a TD pass in 10 consecutive games to tie the NFLEL record and his 24 touchdown passes were the second-highest total in league history ... Tossed five touchdowns vs. Amsterdam (6/16) to tie a NFLEL single-game record ... Led the Thunder to a 24-17 victory in the World Bowl (6/30) vs. the Barcelona Dragons, completing 25 of 39 throws for 308 yards with three TDs and two INTs to earn MVP honors. **2000:** Saw action in one game, rushing two times for minus two yards ... Listed as the third quarterback in the club's first 13 games of the campaign ... Saw his first game action of the season vs. Cleveland (12/3) on the final series ... Served as the backup quarterback at Cincinnati (12/17) ... Was listed as the third QB in the season finale. **1999:** Spent the entire season on the 53-man roster, but did not see any game action ... Served as the third quarterback the first 15 games of the season ... Was the backup quarterback to Jay Fiedler when starter Mark Brunell was inactive vs. Cincinnati (1/2/00) ... Directed two fourth quarter drives in the AFC Divisional Playoff Game vs. Miami (1/15/00), but did not throw a pass. **1998:** Played in four games (two starts) during his rookie campaign ... Connected on a career-high 34 of 64 passes (53.1%) for 387 yards with two TDs and three INTs, good for a 62.4 rating ... Carried the ball 11 times for 77 yards (7.0 avg.) with a TD ... Was listed as the third quarterback in 12 of the team's first 13 games of the season ... Appeared in his first NFL game vs. Cincinnati (11/8), directing the offense on the final possession ... Completed 12 of 18 passes for 107 yards with an interception vs. Tennessee (12/13) and added two rushes for 21 yards in his first extensive NFL action ... Became the first Jaguars rookie quarterback to start when he opened at Minnesota (12/20), connecting on 12 of 27 passes for 88 yards and carrying the ball five times for 33 yards. Completed his first touchdown pass on a one-yard completion to Pete Mitchell ... Completed 10 of 19 passes for a season-high 192 yards with a touchdown vs. Pittsburgh (12/28) and rushed four times for 23 yards to garner his first NFL victory, a 21-3 decision.

**College:** Played his final three years of college football at Middle Tennessee State after beginning his college career at Tulane ... Completed 346 of 675 passes (51.3%) for 4,864 yards with 28 touchdowns and 26 interceptions at Middle Tennessee ... Added 151 rushes for 162 yards with seven TDs ... An All-Ohio Valley Conference first-team selection when he started every game as a senior ... Connected on 167 of 293 throws (57.0%) for 2,209 yards with 16 touchdowns in addition to 66 carries for 170 yards ... Threw for more than 200 yards in a school-record five consecutive games ... Completed 71 of 159 passes (44.7%) for 931 yards with four touchdowns and added a TD on the ground as a junior ... Started eight games as a sophomore when he hit on 108 of 223 throws (48.4%) for 1,724 yards with eight touchdowns ... Added 46 carries with two going for scores ... Completed 18 of 27 passes for a school-record 356 yards vs. Tennessee-Martin ... Became the first player in school history to throw for 300 yards in back-to-back games, when he threw for 332 yards the next week vs. Tennessee Tech, including a conference-record 98-yard completion ... Appeared in five games at Tulane as a redshirt freshman, completing 33 of 68 passes (48.5%) for 379 yards with two touchdowns ... Redshirted as a true freshman ... Graduated with a degree in Business Administration from Middle Tennessee State.

**Personal:** A four sport star at McGavock High School in Nashville, Tennessee ... Lettered as a tight end, quarterback and defensive end during his prep days ... Earned All-City, All-Region and All-District honors during his only campaign as a quarterback as a senior ... Completed 126 of 193 passes for 1,900 yards with 14 touchdowns ... Participated in the Tennessee-Kentucky All-Star game and was a finalist for the Humm Award, given to the state's outstanding athlete ... Also a two-time All-District pick in basketball as well as a letterman in baseball and soccer ... Full name: Jonathan Ryan Quinn ... Married, wife Casi, with three sons, Dakota (5), Colton (3) and Aidan (1) ... The Quinns reside in Jacksonville, Florida.



### QUINN'S NFL STATISTICS



Year	Team	G-S	PASSING					TD		INT		Sack/		Rating
			Att.	Comp.	Yds.	Pct.	Att.	TD	Pct.	INT	Pct.	LG	Lost	
1998	Jacksonville	4-2	64	34	387	53.1	6.05	2	3.1	3	4.7	64	9.0/49.0	62.4
1999	Jacksonville	0-0	0	0	0	0.0	0.00	0	0.0	0	0.0	--	0.0/0.0	0.0
2000	Jacksonville	1-0	0	0	0	0.0	0.00	0	0.0	0	0.0	--	0.0/0.0	0.0
2001	Jacksonville	6-1	61	32	361	52.5	5.92	1	1.6	1	1.6	45	6.0/43.0	69.1
<b>Totals</b>		<b>11-3</b>	<b>125</b>	<b>66</b>	<b>748</b>	<b>52.8</b>	<b>5.98</b>	<b>3</b>	<b>2.4</b>	<b>4</b>	<b>3.2</b>	<b>64</b>	<b>15.0/92.0</b>	<b>65.7</b>

Year	Team	RUSHING				
		No.	Yds.	Avg.	LG	TD
1998	Jacksonville	11	77	7.0	17	1
1999	Jacksonville	0	0	0.0	--	0
2000	Jacksonville	2	-2	-1.0	-1	0
2001	Jacksonville	8	42	5.3	27	0
<b>Totals</b>		<b>21</b>	<b>117</b>	<b>5.6</b>	<b>27</b>	<b>1</b>

**Postseason:** Played in one playoff game for Jacksonville in '99.

#### SINGLE GAME CAREER HIGHS

**Pass Attempts:** 31 at Pittsburgh (11/18/01)  
**Pass Completions:** 17 at Pittsburgh (11/18/01)  
**Completion Percentage:** 66.7 vs. Tennessee (12/13/98)  
**Passing Yards:** 225 at Pittsburgh (11/18/01)  
**TD Passes:** 1 at Minnesota (12/20/98) vs. Pittsburgh (12/28/98) vs. Cleveland (9/30/01)

**Interceptions:** 2 at Minnesota (12/20/98)  
**Long Pass:** 64 vs. Pittsburgh (12/28/98)  
**Rushing Attempts:** 5 at Minnesota (12/20/98)  
**Rushing Yards:** 39 at Pittsburgh (11/18/01)  
**Rushing TDs:** 1 vs. Pittsburgh (12/28/98)  
**Long Run:** 27 at Pittsburgh (11/19/01)

#### 40TH FACT

The Chiefs recorded a 48-0 win in the final game of the '63 season vs. the N.Y. Jets (12/22/63), their first shutout victory in Kansas City and the biggest shutout win in franchise history.



#### 40TH FACT

RB Ed Podolak scored the Chiefs final TD in Municipal Stadium on a three-yard run vs. Miami (12/25/71) in the AFC Divisional Playoffs and scored the first TD in Arrowhead Stadium on a one-yard run in a preseason contest vs. St. Louis (8/12/72).





## DERRICK RANSOM

**DEFENSIVE END • 6-3 • 306**

**CINCINNATI**

**DRAFT (NO. 6 - 1998)**

**NFL: 5 (5TH WITH CHIEFS)**

**BORN: SEPTEMBER 13, 1976**

**INDIANAPOLIS, INDIANA**

**GP/GS: (43/16) PLAYOFFS: (0/0)**



**Pro Career:** Dependable and versatile defensive lineman entering his fifth season with the Chiefs in 2002 ... Can play at a high level at either an interior or exterior position on the defensive front ... Moved into the starting role at defensive tackle for all 16 games a year ago after working at defensive end in training camp ... Is expected to shift back to his more natural left defensive end position in 2002 ... Will provide much-needed depth with his versatility to play all four positions along the defensive line ... Played both tackle and end in college, giving him plenty of experience juggling the responsibilities of both spots, an attribute which has made him a valuable commodity in Kansas City ... Continues to hone his technique and is a frequent visitor to the film room ... Made the club as a sixth-round draft choice in '98 and has played in 43 games (16 starts) for Kansas City over the past four seasons ... Enjoyed a breakout season last season when he opened all 16 games at nose tackle, setting career highs with 76 tackles (36 solo) and 3.0 sacks (-20.0 yards) ... The bulk of his special teams action has come as a member of the kickoff return unit ... Owns 80 tackles (40 solo) on defense, 4.0 sacks (-29.0 yards), 11 QB pressures, a fumble recovery and a pass defended ... Joined the Chiefs as the club's sixth-round selection (181st overall) in the '98 NFL Draft. **2001:** Started 16 games at nose tackle ... Collected a personal-best 76 tackles (36 solo) to rank second among the defensive linemen ... Added seven tackles for loss, a career-high 3.0 sacks (-20.0 yards), nine QB pressures, a pass defended and a fumble recovery ... Started his first career NFL game at nose tackle vs. Oakland (9/9), collecting three tackles ... Recorded four tackles, with three coming behind the line and a QB pressure vs. the N.Y. Giants (9/23) ... Made three tackles and a QB pressure at Washington (9/30) ... Produced six tackles and a sack (-5.0 yards) of Brian Griese at Denver (10/7) ... Registered six tackles vs. Pittsburgh (10/14) ... Amassed four tackles and two QB pressures at Arizona (10/21) ... Collected four tackles and a sack (-12.0 yards) of Peyton Manning vs. Indianapolis (10/25) ... Recorded two tackles at San Diego (11/4) ... Produced a career-high 10 tackles with a tackle for loss at the N.Y. Jets (11/11) ... Amassed five tackles vs. Seattle (11/25) ... Tallied seven tackles including one behind the line and a QB pressure vs. Philadelphia (11/29) ... Collected three tackles at Oakland (12/9) ... Registered eight tackles vs. Denver (12/16) ... Recorded a sack (-3.0 yards) of Doug Flutie and a career-high three QB pressures vs. San Diego (12/23) ... Registered four tackles, a QB pressure and recovered a Mark Brunell fumble on the second play of the game for his first career fumble recovery at Jacksonville (12/30) ... Tallied his first career pass defended and had six tackles including one behind the line at Seattle (1/6/02). **2000:** Played in 10 games, totaling two solo tackles and one QB pressure ... Was inactive vs. Indianapolis (9/3) and at Tennessee (9/10) ... Saw his first action of the year on defense vs. San Diego (9/17), making one solo tackle after seeing reserve action at both defensive tackle and defensive end ... Saw reserve action at defensive end at Denver (9/24), vs. Seattle (10/2) and vs. Oakland (10/15) ... Recorded one QB pressure vs. St. Louis (10/22) ... Collected one solo tackle at Seattle (10/29) ... Saw reserve duty at defensive end at Oakland (11/5) and at San Francisco (11/12) ... Was inactive vs. Buffalo (11/19), at San Diego (11/25) and at New England (12/4) ... Saw reserve action at defensive tackle vs. Carolina (12/10) ... Saw action on special teams vs. Denver (12/17) ... Was inactive at Atlanta (12/24). **1999:** Served on special teams in 10 games ... Also saw reserve duty in seven games at left defensive tackle, recording a sack and a QB pressure ... Was inactive for five contests ... Saw reserve duty at defensive tackle and on special teams at Chicago (9/12), vs. Detroit (9/26) and at San Diego (10/3) ... Posted his first career sack (-9.0 yards) on Drew Bledsoe vs. New England (10/10) ... Collected one QB pressure at Baltimore (10/21) ... Was inactive vs. San Diego (10/31) ... Saw reserve duty at defensive tackle and on special teams at Indianapolis (11/7) and at Tampa Bay (11/14) ... Inactive vs. Seattle (11/21), vs. Minnesota (12/12), vs. Pittsburgh (12/18), at Seattle (12/26) and vs. Oakland (1/2/00). **1998:** Saw action on the kickoff return team in seven contests and was credited with one fair catch of a kickoff ... Also played in one game on defense, recording one tackle ... Inactive for the club's other nine contests ... Made a fair catch on a short kickoff in the season opener vs. Oakland (9/6) ... Played on the kickoff return team at Jacksonville (9/13), at Philadelphia (9/27), at San Diego (11/22), vs. Dallas (12/13) and at the

N.Y. Giants (12/20) ... Logged his first career tackle in his first NFL action as a defensive lineman at Oakland (12/26). Also saw duty against the Raiders on the kickoff return unit.

**College:** A mainstay on the University of Cincinnati defensive line for four seasons ... Played in 44 of a possible 44 games for the Bearcats, starting 39 of those contests ... Finished his career with 161 tackles (106 solo), 15.0 sacks (-72.0 yards), two fumble recoveries, five forced fumbles and 26 tackles for loss ... Started all 11 games at weakside defensive end as a senior in '97 and was a second team All-Conference USA selection ... Recipient of the club's John Pease Award presented to the club's top defensive lineman for the second straight year ... Recorded 47 tackles (34 solos) to lead all Bearcat linemen ... Added 6.0 sacks (-26.0 yards), in addition to 10 tackles for loss and one forced fumble ... Collected a career-high 11 tackles (seven solo) against Southern Mississippi ... Opened all 11 games at right defensive tackle as a junior, finishing the year with a career-best 63 tackles (41 solo) ... Also contributed 6.0 sacks (-35.0 yards), 11 tackles for loss and two fumble recoveries ... Played in all 11 contests as a sophomore, starting nine of the those outings at right defensive tackle ... Concluded the year with 21 tackles (14 solos), 2.0 sacks (-7.0 yards), four tackles behind the line of scrimmage and three forced fumbles ... Named to the Conference USA Commissioner's Academic Honor Roll ... In the lineup for all 11 games as a true freshman, starting eight contests ... Concluded the season with 30 tackles (17 solos) and a sack (-4.0 yards) ... Originally recruited as a tight end, but moved to the defensive line in fall drills ... Graduated with a degree in Finance from Cincinnati.

**Personal:** A three-time letterman at Lawrence Central High School in Indianapolis, Indiana ... An All-Central Suburban Athletic Conference and All-Marion County pick ... Had 22 catches for 455 yards and three touchdowns at tight end as a senior ... Also a three-time letterman in basketball, averaging 10.2 points and 11.5 rebounds per game ... Member of the National Honor Society ... Enjoys playing chess and the guitar ... Completed an internship with Commerce Bank during the 2000 off-season and interned at the Bank of Blue Valley during the 2001 off-season ... His brother Darryll is a senior defensive end at the University of Cincinnati ... Spokesperson for the Boys and Girls Club of Eastern Jackson County ... Full name: Derrick Wayne Ransom, Jr. ... Married, wife Karen with a daughter, Kailah (3), as well as twins Drew and Maia who were born in May of 2002 ... The Ransoms reside in Olathe, Kansas.



### RANSOM'S NFL STATISTICS



Year	Team	TACKLES			FUMBLES		SACKS No./Yds.	INTS No./Yds.	PASSES Defensed	QB Pressures
		G-S	Solos	Asst.Total	Rec.	For.				
1998	Kansas City	7-0	1	0	1	0	0	0.0/0.0	0/0	0
1999	Kansas City	10-0	1	0	1	0	0	1.0/9.0	0/0	0
2000	Kansas City	10-0	2	0	2	0	0	0.0/0.0	0/0	0
2001	Kansas City	16-16	36	40	76	1	0	3.0/20.0	0/0	1
<b>Totals</b>		<b>43-16</b>	<b>40</b>	<b>40</b>	<b>80</b>	<b>1</b>	<b>0</b>	<b>4.0/29.0</b>	<b>0/0</b>	<b>1</b>

**Additional Stats:** Had one fair catch of a kickoff vs. Oakland (9/6/98).

#### SINGLE GAME CAREER HIGHS

**Tackles:** 10 at N.Y. Jets (11/11/01)

**Sacks:** 1.0 vs. New England (10/10/99)  
at Denver (10/7/01)  
vs. Indianapolis (10/25/01)  
vs. San Diego (12/23/01)

**Fumble Recovery:** 1 at Jacksonville (12/30/01)

**Passes Defensed:** 1 at Seattle (1/6/02)

**QB Pressures:** 3 vs. San Diego (12/23/01)



### NFL LEADERS YARDS PER PLAY, 2001



Team	Yards/Play	Yards	Plays
1. St. Louis	6.64	6,690	1,007
2. Indianapolis	5.81	5,955	1,025
3. Green Bay	5.80	5,463	942
4. Kansas City	5.59	5,673	1,015
5. Pittsburgh	5.53	5,887	1,065



### AFC WEST DIVISION PLAY, 1995-01



Team	Record	Pct.
1. Denver	37-19	.661
2. Kansas City	36-20	.643
3. Oakland	26-30	.464
4. Seattle	24-32	.429
5. San Diego	18-38	.321



## TONY RICHARDSON

**FULLBACK • 6-1 • 232**

**AUBURN**

**FREE AGENT (1995)**

**NFL: 8 (8TH WITH CHIEFS)**

**BORN: DECEMBER 17, 1971**

**FRANKFORT, GERMANY**

**GP/GS: (101/42) PLAYOFFS: (2/0)**



**Pro Career:** Unquestionably one of the most versatile and personable performers on the Chiefs roster ... This talented fullback enters his eighth season in the NFL and his eighth campaign in the Red and Gold in 2002 ... Immensely popular both in the locker room and the Kansas City community, is truly one of the NFL's "good guys" ... Known across the league simply by his moniker of "T-Rich" ... Plays the game with passion and humility, bringing a selfless attitude to work every day ... A true professional, who epitomizes what it means to be a true team player ... After serving as Kansas City's most productive ground gainer in 2000, moved back to his less-glamorous fullback post in 2001 to make room for Priest Holmes, who simply proceeded to lead the entire league in rushing with Richardson serving as his lead blocker ... Serves as an excellent role model for his teammates with his exemplary work ethic and all-giving approach to the game ... Has established himself as one of the most reputable leaders in the Chiefs locker room and continues to earn the respect of his teammates ... Is likewise held in the same high esteem for the way he carries himself both on and off the field ... Among active Kansas City players, only seven-time Pro Bowl G Will Shields has spent more time on the Chiefs roster than Richardson, who joined the club as an unheralded free agent in '95 ... Has played in 101 regular season contests, making him just one of 57 players in franchise history to own at least 100 games of service with the club ... Came to Kansas City after spending the '94 season on the practice squad of the Dallas Cowboys where he learned the finer points of the game from the likes of RB Emmitt Smith and FB Daryl Johnston ... Obviously picked up plenty from that Dallas backfield tandem ... After paying his practice squad dues, is now regarded as one of the league's finest performers at his position ... Should continue to draw well-deserved Pro Bowl consideration for his consistent play after leading all AFC fullbacks in the fan voting for the NFL's All-Star contest in 2001 ... Truly launched his career into overdrive during the '99 and 2000 seasons when he started all 32 games and racked up some substantial stats in the process ... Was recognized as the starting fullback on Dr. Z's *Sports Illustrated* All-Pro squad each of those two seasons and was also named to *USA Today's* All-Joe squad in 2000 and 2001 ... Although slowed by a shoulder injury which cost him two games a year ago, should be ready to resume a larger role in the Chiefs offense in 2002 ... Owns the ability to play either backfield position or can work alone as a single back ... Possesses superb pass-catching skills and surprising speed in addition to his aforementioned blocking affinity ... That triple-threat ability makes him an integral part of Kansas City's goal-line and short-yardage packages ... Owns 13 career rushing touchdowns, including a career-high seven rushing scores a year ago ... Although he frequently gets the ball himself in tight situations, is simply one of the best lead blockers in the business ... Excels at escorting his teammates into the end zone with his battering-ram style, blowing even the best linebackers and defensive linemen off the ball ... Dishes out the same kind of punishment when he gets the ball in his hands and is tough to bring down in the open field ... A powerful runner when it comes time to move the chains, is frequently the player whose number is called to pick up the tough yardage ... Enjoys making contact at the point of attack and brings that same punishing and tenacious style of play to the Chiefs special teams ... Has done virtually everything in his power to help his team and his teammates get better since joining the club ... Began his career working as a scout team service back, but it quickly became apparent that this was a player who needed to be on the field ... Initially earned his stripes as a special teamer and serving as a lead blocker in short-yardage and goal line situations clearing the way for the legendary Marcus Allen ... Elevated his status by developing into one of the league's pre-eminent special teams performers, posting double-digit tackles in the kicking game five straight years from '95-98 ... Entered the '99 campaign as the club's starting fullback and opened all 16 games for the first time in his career ... Finally got an opportunity to fully showcase his offensive skills down the stretch in '99 when he carried the bulk of the club's rushing load, getting 284 of his 387 rushing yards (73.4%) in the season's final five games ... Truly emerged as an offensive force to be reckoned with in 2000 when he started all 16 games, including five as the club's halfback ... Led the team in rushing with 147 carries for 697 yards (4.7 avg.) with three TDs and ranked third on the squad with 58 receptions for 468 yards (8.1 avg.) with three scores ... At the time, his 1,165

total yards were the most yards of total offense by a Chiefs RB since Christian Okoye had 1,492 yards in '89, while his 697 rushing yards were the most by a Chief since Marcus Allen had 830 in '96 ... Cranked off a monster game vs. Denver (12/17/00), pounding out a career-high 156 rushing yards, the third-highest single-game tally by a Chiefs RB since Barry Word racked up a franchise-record 200 yards vs. Detroit (10/14/90). That contest marked his initial 100-yard rushing game ... Ranked among the NFL's elite in terms of yards-per-touch average in 2000 ... Led all AFC running backs and ranked third in the NFL in that department behind Marshall Faulk - St. Louis (6.6) and Tiki Barber - N.Y. Giants (6.1), averaging 5.7 yards per touch on his rushes and receptions ... Although his role on the specialty squads has decreased over the years, he needs only four more stops in the kicking game to record his 100th career special teams stop ... From '95-99, only Greg Manusky (124) produced more special teams stops in a Chiefs uniform than Richardson (94) ... Has seen duty in 101 career regular season games with 42 starts, posting 331 rushes for 1,359 yards (4.1 avg.) and 13 scores ... Ranks 21st on the club's all-time rushing chart and needs just 141 more ground yards to become the 17th player in Kansas City history to crack the 1,500-yard barrier ... Owns 119 career receptions for 911 yards (6.3 avg.), with seven of those catches resulting in touchdowns ... His 119 catches place him 26th on the franchise's all-time receiving chart, while he needs just 89 more receiving yards to become the 37th player in team history to break the 1,000-yard barrier ... Is tied with Derrick Alexander for 25th in team annals with 120 career points, all of which have come on 20 career TDs (13 rushing, seven receiving) ... Owns two career playoff appearances with the Chiefs, as well ... Came to Kansas City as a free agent on February 28th of '95 ... Originally entered the league as a rookie free agent with the Dallas Cowboys in '94 and spent his rookie campaign on that club's practice squad. **2001:** Appeared in 14 games with eight starts at FB, missing a pair of contests with a shoulder injury ... Named to the *USA Today* All-Joe team for the second consecutive year ... Rushed 66 times for 191 yards (2.9 avg.) with a career-high seven TDs ... Also had 30 receptions for 265 yards (8.8 avg.) ... Converted seven of his nine third-and-one rushing attempts this season ... Caught four passes for a season-high 68 yards vs. Oakland (9/9), including a career-long 47-yard reception and added a three-yard TD run ... Carried the ball nine times for a team-high 41 yards (4.6 avg.) vs. the N.Y. Giants (9/23) ... Rushed 11 times for 30 yards, including a four-yard TD run at Washington (9/30), but suffered a shoulder injury in the fourth quarter of that contest ... Was inactive at Denver (10/7) and vs. Pittsburgh (10/14) due to that shoulder injury, breaking his string of 35 consecutive starts dating back to a contest at Chicago (9/12/99) ... Did not start when the club opened in a two-TE formation at Arizona (10/21), but carried the ball one time for four yards and caught one pass for 20 yards ... Returned to the starting lineup vs. Indianapolis (10/25), carrying the ball four times for 26 yards and catching two passes for 25 yards ... Rushed the ball eight times for 23 yards with a career-high two TDs at San Diego (11/4), including a one-yard TD run with 1:28 remaining for the winning score in a 25-20 comeback win ... Carried the ball five times for 22 yards at the N.Y. Jets (11/11) and added three catches for 22 yards ... Did not start vs. Seattle (11/25) when the club opened in a two-tight end formation, but still rushed nine times for 18 yards with a one-yard TD ... Did not start at Oakland (12/9) when the team opened in a two-TE formation, but rushed five times for 12 yards ... Had two rushes for three yards vs. Denver (12/16) ... Did not start vs. San Diego (12/23) when the club again opened with two TEs, but scored the game-winning TD on a one-yard plunge with 52 seconds remaining in the 20-17 comeback win, marking his second game-winning score of the season against the Chargers ... Did not start at FB when the club opened in a two-TE formation at Jacksonville (12/30), but still caught three passes for 14 yards ... Did not start when the club open with a three-WR set at Seattle (1/6/02), but did score on a one-yard TD run. **2000:** Started all 16 contests (five at RB, 11 at FB) for the second consecutive season and was named to Dr. Z's *Sports Illustrated* All-Pro team at fullback for the second straight year ... Led the team in rushing with a career-high 147 carries for a personal-best 697 yards (4.7 avg.) and three TDs ... Was third on the team with 58 receptions for 468 yards (8.1 avg.) and a career-high tying three TDs ... At the time, his 1,165 total yards were the most yards of total offense by a Chiefs RB since Christian Okoye had 1,492 yards in '89, while his 697 rushing yards were the most by a Chief since Marcus Allen had 830 in '96 ... Led all AFC RBs and ranked third in the NFL behind the Rams Marshall Faulk (6.6) and the N.Y. Giants Tiki Barber (6.1), averaging 5.7 yards per touch (rushes and receptions) ... Also had two special teams tackles ... Started his first career game at RB vs. Indianapolis (9/3), carrying the ball 13 times for 58 yards (4.5 avg.). Had a team-long 16-yard run in the second quarter to eclipse the 500-yard milestone for his career. Also caught two passes for 24 yards, including a 13-yard TD ... Started at FB at Tennessee (9/10), tallying 14 carries for 28 yards, as well as one catch for two yards ... Started at RB in a one-RB, two-TE set vs. San Diego (9/17), recording six carries for 40 yards and four receptions for 22 yards, including a one-yard TD ... Started at FB at Denver (9/24), rushing 14 times for 35 yards and one TD, while catching two passes for 35 yards ... Started at FB vs. Seattle (10/2), totaling 11 carries for 53 yards ... Started at FB vs. Oakland (10/15), leading the team in rushing with five tries for 25 yards and recording five receptions for 31 yards, including a 15-yard TD ... Talled two carries for two yards and a 16-yard reception vs. St. Louis (10/22) ... Rushed four times for 18 yards, caught two passes for 10 yards and made a tackle on punt coverage at Seattle (10/29) ... Produced three totes for 18 yards with a one-yard TD at Oakland (11/5) and had seven catches for 51 yards ... Set career highs in receptions (eight) and receiving yards (81) at San Francisco (11/12) and also had four carries for 19 yards ... Rushed eight times for 44 yards, caught four passes

for 30 yards and added a tackle on punt coverage vs. Buffalo (11/29) ... Posted nine carries for 52 yards and three receptions for 27 yards at San Diego (11/26) ... Totaled six carries for 30 yards and three receptions for 32 yards at New England (12/4) ... Had 17 carries for 89 yards and tied a personal-best with eight catches for 56 yards vs. Carolina (12/10) ... Set career highs in rushing attempts (23) and rushing yards (156) in the finest performance of his career which included a career-long 33 yard run and a 28-yard TD romp in a 20-7 win vs. Denver (12/17). At the time, his 156 yards were the most by a Chiefs RB since Barry Word had 18 carries for a franchise-record 200 yards vs. Detroit (10/14/90). Also caught three passes for 13 yards in that contest ... Carried the ball eight times for 30 yards and had four receptions for 32 yards at Atlanta (12/24). **1999:** Started all 16 games at FB, marking the first time in his career that he had played in every regular season game ... Captained the club for 10 of those contests ... Posted 84 carries for 387 yards with one TD and 24 catches for 141 yards ... Tallied 19 special teams tackles (11 on kickoff coverage and eight on punt coverage) ... Registered three carries for 19 yards, caught four passes for 24 yards and made two special teams stops at Chicago (9/12) ... Lone score of the year was a one-yard TD run vs. Denver (9/19) ... Racked up three special teams stops apiece at Baltimore (10/21) and vs. San Diego (10/31) ... Recorded two carries for four yards and a season-long 29-yard reception vs. Seattle (11/21) ... Set season highs with five receptions for 37 yards at Oakland (11/28) ... Breakout game as a ball carrier came at Denver (12/5) when he smashed his previous career marks, gaining 80 yards on 12 carries, including a career-long 26-yard jaunt. Became the sixth different Chiefs player to lead the squad in rushing in a game on the season, marking a first in franchise history ... Followed up that performance by posting 11 carries for a team-high 57 yards vs. Minnesota (12/12), including a 25-yard long ... Produced an identical 11 rushes for 57 yards with a 25-yard long the next week vs. Pittsburgh (12/18) ... Had a team-high eight carries for 20 yards while grabbing two passes for nine yards at Seattle (12/26) ... Posted eight carries for 70 yards vs. Oakland (1/2/00) with a 24-yard long. **1998:** Captained the Chiefs special teams in '98, seeing action in 14 contests with one start at fullback ... Tallied 20 carries for 45 yards and two touchdowns on the ground, while catching two passes for 13 yards ... Recorded 11 tackles and forced a pair of fumbles on special teams, as well as recovering a blocked punt ... Forced a fumble and made three tackles on special teams vs. Oakland (9/6) and also converted a pair of third-down opportunities on the ground ... Scored his initial NFL rushing touchdown from one-yard out vs. San Diego (9/20), adding a season-long 15-yard reception ... Rushed a season-high four times for a season-best 13 yards vs. Seattle (10/4) ... Started at fullback vs. Pittsburgh (10/26) ... Converted first downs on all four of his rushes, good for 13 yards and a two-yard TD vs. the N.Y. Jets (11/1). Had three tackles and a forced fumble on special teams vs. the Jets, as well ... Suffered a sprained knee at San Diego (11/22) and did not return ... Listed as inactive with that knee injury vs. Arizona (11/29) and at Denver (12/6) ... Returned to action vs. Dallas (12/13) and recovered a blocked punt by Brian Roche which he returned for 10 yards. **1997:** Played in 14 contests as a short yardage fullback and a special teams performer ... Finished the year with two carries for 11 yards and three touchdown receptions for a total of six yards ... Came up with 21 special teams tackles to rank third on the squad behind only Manuskay and Danan Hughes ... Caught a one-yard TD toss to put the Chiefs ahead to stay in a 22-16 win vs. Buffalo (9/14) ... Added a three-yard scoring grab the next week at Carolina (9/21) and devastated venerable LB Sam Mills with a lead block which paved the way for a one-yard Marcus Allen TD run ... Had a season-high three special teams tackles apiece at St. Louis (10/26) and vs. San Francisco (11/30) ... Corralled his third TD pass of the year on a two-yard lob from Rich Gannon vs. Oakland (12/7) ... Served as lead blocker on Marcus Allen's 123rd and final rushing TD, a three-yard score vs. New Orleans (12/21) ... Played but did not record any stats in the club's playoff game vs. Denver (1/4/98). **1996:** Played in the first 13 games of the season as a blocking back and a special teams performer ... Finished second on the squad with a career-high 25 special teams stops (18 solo), trailing only Manuskay (26) ... Had four carries for 10 yards and two receptions for 18 yards ... Scored a TD on his very first pro reception, a one-yard score vs. Oakland (9/8) ... Posted a career-high four special teams stops vs. Denver (9/22) ... Had one catch for a career-long 17 yards vs. Chicago (11/17) ... Suffered a season-ending wrist injury Thanksgiving Day at Detroit (11/28) and was subsequently placed on injured reserve (12/10). **1995:** Played in 14 games with one start ... Inactive for two contests ... Carried the ball eight times for 18 yards ... Ranked fifth on the squad with 18 special teams tackles ... Carried the ball one time for five yards vs. the N.Y. Giants (9/10), converting a third-and-one situation which helped move the club into position for the game-winning FG in a 20-17 OT win ... Started his first NFL contest vs. New England (10/15) ... Cleared the way for Marcus Allen's 100th career rushing TD in a Mile High blizzard at Denver (10/22) ... Led the squad in the preseason with 16 carries for 57 yards and tied for second with seven catches for 59 yards with one score. **At Dallas (1994):** Was not drafted, but did sign with the Cowboys as a rookie free agent on May 2nd ... Was waived by Dallas just prior to the start of the regular season ... Joined the Cowboys practice squad on August 30th where he spent the remainder of the year.

**College:** Started the majority of four seasons as a FB at Auburn, racking up 162 carries for 715 yards and nine TDs ... Grabbed 44 passes for 395 yards and two TDs as a senior ... Started 10 games as a junior, rushing 34 times for 137 yards ... Played in every game as a sophomore with one start, gaining 92 yards on 27 carries ... Started seven games as a true freshman in '90, carrying the

ball 43 times for 237 yards (5.8 avg.) and four TDs ... Posted a career-high 82 yards on five carries (16.4 avg.) against Southern Mississippi ... Graduated from Auburn with a degree in Education in August of 2000.

**Personal:** A three-sport letterman at Daleville High School in Daleville, Alabama, he starred in football, and basketball as well as track and field ... Piled up 1,003 yards and seven scores as a senior, despite missing three games ... Established the "Rich In Spirit" Foundation in 2000 which benefits Special Olympics, Athletes in Action, City Union Mission and other charitable organizations. A priority for the foundation is raising money for school supplies ... Was honored as a top role model for youths along with Chiefs President Carl Peterson and teammate Priest Holmes at the 42nd Annual Pop Warner All-American Awards in Orlando, Florida in May of 2002 ... Served as Chairman of the Buck Buchanan Special Olympics Sports Festival in '99 and 2000 ... Has annually hosted the Special Olympics Punt, Pass and Kick competition in Kansas City every year since '99 ... Serves as Chairman of the Kansas City Chiefs "Out For Blood" Blood Drive ... Has hosted a golf tournament with Kansas City Royals All-Star first baseman Mike Sweeney the past two springs, benefitting Athletes in Action ... Served as a spokesperson for a Special Olympics Car Raffle promotion with Grant Wistrom of the St. Louis Rams from 2000-01 ... Interned in the sports department of NBC affiliate KSHB-TV 41 during the 2001 off-season ... Worked as a sales and marketing intern for the Chiefs and Kansas City Wizards soccer team during the 2000 off-season ... Is an active supporter of youth football ... Full name: Antonio Richardson ... Single ... Is the proud "parent" of a pair of Italian Mastiffs named Sampson and Imani ... Resides in Overland Park, Kansas.



### RICHARDSON'S NFL STATISTICS



Year	Team	G-S	RUSHING					RECEIVING					SP. TEAM Tackles
			No.	Yds.	Avg.	LG	TD	No.	Yds.	Avg.	LG	TD	
1995	Kansas City	14-1	8	18	2.3	5	0	0	0	0.0	--	0	18
1996	Kansas City	13-0	4	10	2.5	4	0	2	18	9.0	17	1	25
1997	Kansas City	14-0	2	11	5.5	6	0	3	6	2.0	3	3	21
1998	Kansas City	14-1	20	45	2.3	6	2	2	13	6.5	15	0	11
1999	Kansas City	16-16	84	387	4.6	26	1	24	141	5.9	29	0	19
2000	Kansas City	16-16	147	697	4.7	33	3	58	468	8.1	24	3	2
2001	Kansas City	14-8	66	191	2.9	19	7	30	265	8.8	47	0	0
<b>Totals</b>		<b>101-42</b>	<b>331</b>	<b>1,359</b>	<b>4.1</b>	<b>33</b>	<b>13</b>	<b>119</b>	<b>911</b>	<b>7.7</b>	<b>47</b>	<b>7</b>	<b>96</b>

**Additional Stats:** Forced a fumble on special teams vs. Oakland (9/6/98) and vs. N.Y. Jets (11/1/98). Returned a blocked punt 10 yards vs. Dallas (12/13/98).

**Postseason:** Has played in two playoff games with one special teams tackle in '97.

#### SINGLE GAME CAREER HIGHS

**Rushing Attempts:** 23 vs. Denver (12/17/00)

**Rushing Yards:** 156 vs. Denver (12/17/00)

**Long Run:** 33 vs. Denver (12/17/00)

**Rushing TDs:** 2 at San Diego (11/4/01)

**Pass Receptions:** 8 at San Francisco (11/12/00)  
vs. Carolina (12/10/00)

**Receiving Yards:** 81 at San Francisco  
(11/12/00)

**Long Reception:** 47 vs. Oakland (9/9/01)

**Receiving TDs:** 1, seven times.

last vs. Oakland (10/15/00)

**Special Teams Tackles:** 4 vs. Denver (9/22/98)

**STREAKS AND MILESTONES:** Ranks 21st in Chiefs history with 1,359 rushing yards. Needs seven more yards to surpass Billy Jackson (1,365) for 20th, 34 more to overtake Jack Spikes for 19th, 84 to go ahead of Woody Green (1,442) for 18th and 143 to move ahead of Joe Delaney (1,501) for 17th position. Has 911 career receiving yards and needs 89 more to become the 37th player in team history to reach the 1,000-yard receiving plateau. Is tied for 25th in Chiefs annals with 120 career points. Has 96 career special teams tackles and needs four more to reach the 100-tackle barrier. Played in his 100th career game at Jacksonville (12/30/01).



### CHIEFS RECORD BOOK

#### TOP SINGLE-GAME RUSHING PERFORMANCES, 1990-01



Player	Opponent	Date	Att.	Yards	Avg.	TDs
1. Barry Word	Detroit	10/14/90	18	200*	11.1	2
2. Priest Holmes	@ San Diego	11/4/01	30	181	6.0	1
3. Tony Richardson	Denver	12/17/00	23	156	6.8	1
4. Christian Okoye	Miami	10/13/91	23	153	6.7	2
5. Priest Holmes	Pittsburgh	10/14/01	20	150	7.5	2

\*Single-game franchise record.

## RICHARDSON'S GAME-BY-GAME STATISTICS

### 1995 – Kansas City Chiefs

Date	Opponent	Rushing					Receiving				
		No.	Yds.	Avg.	LG	TD	No.	Yds.	Avg.	LG	TD
9/3	@ Seattle	2	3	1.5	2	0	0	0	0.0	--	0
9/10	N.Y. Giants	1	5	5.0	5	0	0	0	0.0	--	0
9/17	Oakland	0	0	0.0	--	0	0	0	0.0	--	0
9/24	@ Cleveland	0	0	0.0	--	0	0	0	0.0	--	0
10/1	@ Arizona	0	0	0.0	--	0	0	0	0.0	--	0
10/9	San Diego	1	4	4.0	4	0	0	0	0.0	--	0
*10/15	New England	1	0	0.0	0	0	0	0	0.0	--	0
10/22	@ Denver	0	0	0.0	--	0	0	0	0.0	--	0
11/5	Washington	1	2	2.0	2	0	0	0	0.0	--	0
11/12	@ San Diego	1	4	4.0	4	0	0	0	0.0	--	0
11/19	Houston			<i>Inactive</i>							
11/23	@ Dallas	0	0	0.0	--	0	0	0	0.0	--	0
12/3	@ Oakland	1	0	0.0	--	0	0	0	0.0	--	0
12/11	@ Miami			<i>Inactive</i>							
12/17	Denver	0	0	0.0	--	0	0	0	0.0	--	0
12/24	Seattle	0	0	0.0	--	0	0	0	0.0	--	0

### 1996 – Kansas City Chiefs

Date	Opponent	Rushing					Receiving				
		No.	Yds.	Avg.	LG	TD	No.	Yds.	Avg.	LG	TD
9/1	@ Houston	0	0	0.0	--	0	0	0	0.0	--	0
9/8	Oakland	1	2	2.0	2	0	1	1	1.0	1	1
9/15	@ Seattle	0	0	0.0	--	0	0	0	0.0	--	0
9/22	Denver	1	4	4.0	4	0	0	0	0.0	--	0
9/29	@ San Diego	0	0	0.0	--	0	0	0	0.0	--	0
10/7	Pittsburgh	0	0	0.0	--	0	0	0	0.0	--	0
10/17	Seattle	0	0	0.0	--	0	0	0	0.0	--	0
10/27	@ Denver	0	0	0.0	--	0	0	0	0.0	--	0
11/3	@ Minnesota	2	4	2.0	4	0	0	0	0.0	--	0
11/10	Green Bay	0	0	0.0	--	0	0	0	0.0	--	0
11/17	Chicago	0	0	0.0	--	0	1	17	17.0	17	0
11/24	San Diego	0	0	0.0	--	0	0	0	0.0	--	0
11/28	@ Detroit	0	0	0.0	--	0	0	0	0.0	--	0
12/9	@ Oakland	0	0	0.0	--	0	0	0	0.0	--	0
12/15	Indianapolis	0	0	0.0	--	0	0	0	0.0	--	0
12/22	@ Buffalo	0	0	0.0	--	0	0	0	0.0	--	0

### 1997 – Kansas City Chiefs

Date	Opponent	Rushing					Receiving				
		No.	Yds.	Avg.	LG	TD	No.	Yds.	Avg.	LG	TD
8/31	@ Denver	0	0	0.0	--	0	0	0	0.0	--	0
9/8	@ Oakland	0	0	0.0	--	0	0	0	0.0	--	0
9/14	Buffalo	0	0	0.0	--	0	1	1	1.0	1	1
9/21	@ Carolina	0	0	0.0	--	0	1	3	3.0	3	1
9/28	Seattle	0	0	0.0	--	0	0	0	0.0	--	0
10/5	@ Miami	0	0	0.0	--	0	0	0	0.0	--	0
10/16	San Diego	0	0	0.0	--	0	0	0	0.0	--	0
10/26	@ St. Louis	0	0	0.0	--	0	0	0	0.0	--	0
11/3	Pittsburgh	0	0	0.0	--	0	0	0	0.0	--	0
11/9	@ Jacksonville	0	0	0.0	--	0	0	0	0.0	--	0
11/16	Denver	0	0	0.0	--	0	0	0	0.0	--	0
11/23	@ Seattle	0	0	0.0	--	0	0	0	0.0	--	0
11/30	San Francisco	0	0	0.0	--	0	0	0	0.0	--	0
12/7	Oakland	0	0	0.0	--	0	1	2	2.0	2	1
12/15	@ San Diego	0	0	0.0	--	0	0	0	0.0	--	0
12/22	New Orleans	2	11	5.5	6	0	0	0	0.0	--	0
<b>Playoffs</b>											
1/4	Denver	0	0	0.0	--	0	0	0	0.0	--	0

**1998 – Kansas City Chiefs**

Date	Opponent	Rushing					Receiving				
		No.	Yds.	Avg.	LG	TD	No.	Yds.	Avg.	LG	TD
9/6	Oakland	3	7	2.3	4	0	0	0	0.0	--	0
9/13	@ Jacksonville	3	3	1.0	2	0	0	0	0.0	--	0
9/20	San Diego	1	1	1.0	1	1	1	15	15.0	15	0
9/27	@ Philadelphia	1	1	1.0	1	0	0	0	0.0	--	0
10/4	Seattle	4	13	3.3	6	0	0	0	0.0	--	0
10/11	@ New England	1	0	0.0	0	0	0	0	0.0	--	0
*10/26	Pittsburgh	1	2	2.0	2	0	0	0	0.0	--	0
11/1	N.Y. Jets	4	13	3.3	5	1	1	-2	-2.0	-2	0
11/8	@ Seattle	1	4	4.0	4	0	0	0	0.0	--	0
11/16	Denver	0	0	0.0	--	0	0	0	0.0	--	0
11/22	@ San Diego	0	0	0.0	--	0	0	0	0.0	--	0
11/29	Arizona										
12/6	@ Denver										
12/13	Dallas	0	0	0.0	--	0	0	0	0.0	--	0
12/20	@ N.Y. Giants	0	0	0.0	--	0	0	0	0.0	--	0
12/26	@ Oakland	1	1	1.0	1	0	0	0	0.0	--	0

**1999 – Kansas City Chiefs**

Date	Opponent	Rushing					Receiving				
		No.	Yds.	Avg.	LG	TD	No.	Yds.	Avg.	LG	TD
*9/12	@ Chicago	3	19	6.3	12	0	4	24	6.0	15	0
*9/19	Denver	4	7	1.8	3	1	1	-1	-1.0	-1	0
*9/26	Detroit	3	14	4.7	9	0	3	14	4.7	9	0
*10/3	@ San Diego	3	3	1.0	2	0	2	6	3.0	11	0
*10/10	New England	5	15	3.0	13	0	0	0	0.0	--	0
*10/21	@ Baltimore	0	0	0.0	--	0	1	4	4.0	4	0
*10/31	San Diego	6	14	2.3	5	0	0	0	0.0	--	0
*11/7	@ Indianapolis	3	5	1.7	4	0	0	0	0.0	--	0
*11/14	@ Tampa Bay	2	7	3.5	6	0	0	0	0.0	--	0
*11/21	Seattle	2	4	2.0	2	0	1	29	29.0	29	0
*11/28	@ Oakland	3	15	5.0	9	0	5	37	7.4	18	0
*12/5	@ Denver	12	80	6.7	26	0	2	16	8.0	9	0
*12/12	Minnesota	11	57	5.2	25	0	1	9	9.0	9	0
*12/18	Pittsburgh	11	57	5.2	25	0	1	-3	-3.0	-3	0
*12/26	@ Seattle	8	20	2.5	7	0	2	9	4.5	11	0
*1/2	Oakland	8	70	8.8	24	0	2	9	4.5	13	0

**2000 – Kansas City Chiefs**

Date	Opponent	Rushing					Receiving				
		No.	Yds.	Avg.	LG	TD	No.	Yds.	Avg.	LG	TD
*9/3	Indianapolis	13	58	4.5	16	0	2	24	12.0	13	1
*9/10	@ Tennessee	14	28	2.0	19	0	1	2	2.0	2	0
*9/17	San Diego	6	40	6.7	18	0	4	22	5.5	10	1
*9/24	@ Denver	14	35	2.5	15	1	2	35	17.5	22	0
*10/2	Seattle	11	53	4.8	15	0	1	6	6.0	6	0
*10/15	Oakland	5	25	5.0	8	0	5	31	6.2	15	1
*10/22	St. Louis	2	2	1.0	2	0	1	16	16.0	16	0
*10/29	@ Seattle	4	18	4.5	7	0	2	10	5.0	10	0
*11/5	@ Oakland	3	18	6.0	21	1	7	51	7.3	14	0
*11/12	@ San Francisco	4	19	4.8	11	0	8	81	10.1	18	0
*11/19	Buffalo	8	44	5.5	20	0	4	30	7.5	20	0
*11/26	@ San Diego	9	52	5.8	15	0	3	27	9.0	17	0
*12/4	@ New England	6	30	5.0	9	0	3	32	10.7	15	0
*12/10	Carolina	17	89	5.2	16	0	8	65	7.0	24	0
*12/17	Denver	23	156	6.8	33	1	3	13	4.3	9	0
*12/24	@ Atlanta	8	30	3.8	10	0	4	32	8.0	14	0

**2001 – Kansas City Chiefs**

Date	Opponent	Rushing					Receiving				
		No.	Yds.	Avg.	LG	TD	No.	Yds.	Avg.	LG	TD
*9/9	Oakland	6	3	0.5	3	1	4	68	17.0	47	0
*9/23	N.Y. Giants	9	41	4.6	19	0	1	2	2.0	2	0
*9/30	@ Washington	11	30	2.7	14	1	3	28	9.3	15	0
10/7	@ Denver	<i>Inactive/Shoulder</i>									
10/14	Pittsburgh	<i>Inactive/Shoulder</i>									
10/21	@ Arizona	1	4	4.0	4	0	1	20	20.0	20	0
*10/25	Indianapolis	4	26	6.5	19	0	2	25	12.5	16	0
*11/4	@ San Diego	8	23	2.9	8	2	4	33	8.3	19	0
*11/11	@ N.Y. Jets	5	22	4.4	13	0	3	22	7.3	11	0
11/25	Seattle	9	18	2.0	6	1	2	28	14.0	21	0
*11/29	Philadelphia	1	3	3.0	3	0	2	11	5.5	6	0
12/9	@ Oakland	5	12	2.4	8	0	3	12	4.0	6	0
*12/16	Denver	2	3	1.5	2	0	0	0	0.0	--	0
12/23	San Diego	3	5	1.5	4	0	2	2	1.0	3	0
12/30	@ Jacksonville	0	0	0.0	--	0	3	14	4.7	6	0
1/6	@ Seattle	2	1	0.5	1	1	0	0	0.0	--	0

\*Indicates Games Started

## SEVEN-TIME PRO BOWLER



### WILLIE ROAF

**TACKLE - 6-5 - 315**

LOUISIANA TECH  
TRADE - NEW ORLEANS (2002)  
NFL: 10 (1ST WITH CHIEFS)  
BORN: APRIL 18, 1970  
PINE BLUFF, ARKANSAS  
GP/GS: (131/131) PLAYOFFS: (2/2)



**Pro Career:** Mammoth seven-time Pro Bowl offensive tackle joined the Chiefs on March 26th of this year in a trade with New Orleans ... The Chiefs received the services of one of the NFL's most dominant and most decorated tackles of the past decade in exchange for a fourth-round draft choice in 2003 ... Enters his initial campaign with the Red and Gold after nine stellar seasons with the Saints ... Expected to move into the club's starting spot at left offensive tackle where he is revered as one of the most consistent pass protectors in the game today ... Is also a superb run-blocker, owning a sterling reputation among his peers as one of the finest all-around performers to ever play his position ... Received one of football's highest honors by being named to the 1990s All-Decade Team by the Pro Football Hall of Fame ... A truly an imposing figure who is extremely agile for a man of his vast proportions ... Immediately adds even more prominence to an already well-decorated Chiefs offensive front ... Combines with seven-time Pro Bowl right guard Will Shields to give Kansas City a guard-tackle tandem with 14 combined Pro Bowl appearances ... Along with Shields and former Saints teammate K Morten Andersen, completes Kansas City's trio of seven-time Pro Bowlers, making the Chiefs the only team in the league with three active players who each own seven or more Pro Bowl appearances ... Interestingly, both Roaf and Shields were products of the same '93 draft class ... Joins '99 first-round pick John Tait - who moved to right tackle to accommodate Roaf's arrival - to give the Chiefs a dynamic duo of starting offensive tackles ... Attempting to regain his Pro Bowl form this season after an MCL injury to his right knee cost him the final nine games of the 2001 campaign ... Prior to that malady, had missed just five contests over his initial eight NFL seasons ... Missed the majority of the Chiefs off-season work while rehabilitating that injury, but is expected to be ready for training camp ... Comes to Kansas City after spending nine seasons with New Orleans, where he started all 131 games in which he played ... Also started two postseason contests during his tenure

with the Saints ... Those 131 games played rank 17th on the Saints all-time service chart ... Had started 57 consecutive games from '93-96 before injuring his knee against San Francisco (11/3/96), snapping a streak of 3,392 straight offensive plays in which he had participated dating back to the first play of his rookie season in '93 ... After starting his NFL career as a right tackle he moved to protecting the quarterback's blind side by switching to the left tackle post during his second NFL campaign, where he went on to earn the first of his club-record seven Pro Bowl nominations in '94 ... Was the first offensive lineman taken in the '93 draft with the eighth pick, making him the second-highest pick ever used by New Orleans on an offensive lineman, trailing only to tackle Jim Dombrowski who was selected sixth overall in '86 ... Originally entered the league as a first-round draft pick (eighth overall) by the Saints in the '93 NFL Draft. **At New Orleans (1994-01):** Started in 131 regular season games in nine seasons with New Orleans ... Recorded one fumble recovery and registered five tackles ... Started two postseason games in 2000. **2001:** Started seven games at left tackle before being placed on the injured reserve list with a right knee injury ... Started first five games of the season but was declared inactive at St. Louis (10/28) and vs. N.Y. Jets (11/4) with a right knee injury ... Returned to start contests at San Francisco (11/11) and vs. Indianapolis (11/18) ... Moved into 17th place on the Saints all-time service chart when he started his 131st game vs. Indianapolis (11/18), but left the game with a sprained right MCL in the second quarter ... Had season-ending knee surgery and was subsequently placed on injured reserve on November 28th. **2000:** Opened all 16 games at left tackle earning his seventh straight Pro Bowl appearance as a starter, giving him the most Pro Bowl appearances in Saints history ... Was an All-Pro selection of: *Sports Illustrated*, *Football Digest* and *USA Today*, All-NFL selection of *Pro Football Weekly*, All-NFC selection of *Pro Football Weekly* and a second-team All-Pro selection by the Associated Press and *College & Pro Football Newsweekly* ... Anchored an offensive line which ranked eighth in the NFL in rushing with an average of 129.3 yards per game, the club's highest total since '87 (136.9 yards) ... Started two postseason contests including the franchise's first-ever playoff win, a 31-28 NFC Wild Card Playoff victory vs. St. Louis (12/30) ... Also started in a 34-16 loss at Minnesota (1/6/01) in an NFC Divisional Playoff game. **1999:** Started all 16 games at left tackle and was named as a Pro Bowl starter for the sixth consecutive year ... Was named to the *Pro Football Weekly* All-Pro team ... Helped pave the way for a rushing average of 105.6 yards per game, which was the first time since '93 that the club had averaged over 100 rushing yards per game ... Also had one fumble recovery ... Became just the 29th player in club history to reach the 100-game plateau when he started against vs. Tampa Bay (11/7) ... **1998:** Started all 15 games he saw action in on the year ... Made his fifth consecutive trip to the Pro Bowl, all as a starter, making him the only player in Saints history to be named five consecutive years ... Named All-NFC by *Pro Football Weekly* and was a second team All-Pro selection of *College & Pro Football Newsweekly* ... Was inactive at Carolina (11/1) after undergoing an arthroscopy of the knee ... Returned to the starting lineup for the next contest at Minnesota (11/8). **1997:** Merited his fourth consecutive Pro Bowl as a starter after opening all 16 regular season games at left tackle ... Became just fourth player in New Orleans history to make four straight Pro Bowls ... Earned All-NFC honors from *Pro Football Weekly* ... Participated in every offensive snap for the fourth year of his NFL career ... Also registered five tackles following turnovers. **1996:** Made his third consecutive trip to the Pro Bowl after appearing and starting in 13 games ... Became the fifth player in Saints annals to be selected to the Pro Bowl three or more straight years ... Once again decorated as one of the NFL's best at his position, earning All-NFL honors from *The Sporting News*, *Pro Football Weekly*, All-NFC honors from *Pro Football Weekly* and second team All-Pro recognition from the Associated Press ... Started each of the first nine games at LT before sustaining a partial MCL tear against San Francisco (11/3) ... Before the injury he had not missed an offensive snap in his NFL career, a streak of 3,392 straight offensive plays ... Was inactive for three contests vs. Houston (11/10), at Atlanta (11/17) and at Tampa Bay (11/24), breaking a streak of 57 straight games in which he had played and started, the longest such streak of any Saints offensive player. **1995:** Started all 16 games at left tackle and participated in every offensive play ... Made his second consecutive trip to the Pro Bowl, becoming the first offensive lineman in team history to be voted more than once ... Was selected to virtually every All-Pro team including: Associated Press, PFWA, *The Sporting News*, *Pro Football Weekly* ... Also named an All-NFC selection by UPI and *Pro Football Weekly*, received the NFL Offensive Lineman of the Year award from the NFL Alumni Association and the NFC Offensive Lineman of the Year honor from the NFLPA ... Was awarded an offensive game ball for outstanding play in a win vs. Carolina (11/26). **1994:** Made successful transition from right tackle to left tackle and started all 16 games at the left tackle position without missing an offensive snap for the second straight year ... Became just the fourth offensive lineman and first tackle in club history to be voted to the Pro Bowl ... Was a consensus first team All-Pro choice, as well as the NFLPA's NFC Offensive Lineman of the Year ... Was awarded offensive game balls in wins vs. Atlanta (11/13), at Atlanta (12/11) and at Denver (12/24). **1993:** Started all 16 games at right tackle and did not miss an offensive snap ... Was one of only two linemen to open all 16 contests ... Became the first Saints rookie to start all 16 games since CB Robert Massey in '69, and the first Saints rookie offensive lineman to open every regular season game since G Brad Edelman started all nine in '82 ... Was voted to every all-rookie team ... Was awarded an offensive game

ball in a victory at L.A. Rams (10/3) as Saints totaled 359 yards of total offense, including 154 on the ground.

**College:** Was a finalist for the Outland Trophy his senior season at Louisiana Tech, when he yielded just one sack in his only year at right tackle ... Named to most All-America teams after starting every game as a senior ... Was an All-Southern Independent choice as a junior when he started every game at left tackle ... Also opened every contest at left tackle during his sophomore campaign ... Played in the Hula Bowl and the East-West Shrine Game ... Majored in Sociology at Louisiana Tech.

**Personal:** Was an all-district choice in football, and was the power forward on the basketball team at Pine Bluff High School in Pine Bluff, Arkansas ... Ran for a touchdown on a tackle-eligible play in his senior year ... Father is a dentist in Pine Bluff, and mother is a member of the Arkansas State Supreme Court ... As a seventh-grader, worked as a page in the Arkansas State Capitol in Little Rock for President Bill Clinton, then-Governor of Arkansas ... In '98, purchased 40 season tickets to Saints games for at-risk youth in the New Orleans area, giving 200 local youth the opportunity to see the Saints in action ... Full name: William Layout Roaf ... Resides in Overland Park, Kansas.

**Games Played/Games Started:** 1993 NO (16/16), 1994 NO (16/16), 1995 NO (16/16), 1996 NO (13/13), 1997 NO (16/16), 1998 NO (15/15), 1999 NO (16/16), 2000 NO (16/16), 2001 NO (7/7) — 131/131. **Playoffs:** 2000 NO (2/2) — 2/2.

**Additional Stats:** Had one fumble recovery in '99 and five tackles in '97.



## WES ROBERTSON

LINEBACKER - 6-2 - 229

RUTGERS

FREE AGENT (2002)

NFL: 1 (1ST WITH CHIEFS)

BORN: NOVEMBER 19, 1978

CAMDEN, NEW JERSEY

GP/GS: (0/0) PLAYOFFS: (0/0)



**Pro Career:** Free agent linebacker making his second trip to River Falls with the Chiefs ... Originally came to Kansas City as a rookie free agent in 2001, but could not crack the 53-man roster ... Resigned with the club on January 15th of 2002 looking to garner a spot on the 53-man roster in 2002 ... Is reunited in Kansas City with his former Rutgers head coach and current Chiefs quarterbacks coach Terry Shea ... Spent the spring playing for the Frankfurt Galaxy in NFL Europe ... Took part in training camp with Kansas City last year before being released on August 28th ... Originally entered the NFL as a rookie free agent with the Chiefs in 2001. **At NFL Europe (2001):** Suffered a foot injury in training camp and was placed on injured reserve on March 23rd, forcing him to miss the entire NFL/EU season.

**College:** Saw duty in 27 games at Rutgers, recording 185 tackles (121 solo), 9.0 sacks and 20.0 tackles for loss ... Played both the inside and outside linebacker positions ... Saw action in 10 games (nine starts) as a senior, collecting 83 tackles (54 solo) ... Finished third in the conference with 8.0 sacks and earned All-Big East accolades ... Recorded 11 tackles and 2.0 sacks vs. Buffalo ... Credited with nine tackles and 3.0 tackles for loss vs. Notre Dame ... Appeared in eight games and had 64 tackles as a junior ... Added a sack, a forced fumble and a fumble recovery ... Earned the Iron Knight Award as the top Scarlet Knight in the strength and conditioning program ... Walked on to the team in August as a sophomore after transferring from Benedict College ... Appeared in nine games, starting the last three games of the season at inside linebacker ... Credited with 38 tackles (26 solo) and one stop behind the line ... Began his college career at Benedict College, playing in two games before suffering a season-ending ankle injury ... Majored in Geography at Rutgers.

**Personal:** A first team All-Group IV choice at Woodrow Wilson High School in Camden, New Jersey ... Led Woodrow Wilson to a state victory over Overbrook High School that featured current N.Y. Giants running back Ron Dayne ... Full name: Wesley J. Robertson ... Single ... Resides in Camden, New Jersey.



## JOSH ROTH

**FULLBACK - 6-0 - 236**

**BUFFALO**

**FREE AGENT (2002)**

**NFL: 1 (1ST WITH CHIEFS)**

**BORN: MAY 15, 1978**

**JAMESTOWN, NEW YORK**

**GP/GS: (0/0) PLAYOFFS: (0/0)**



**Pro Career:** Free agent fullback signed with the club on May 7th and is entering his third NFL training camp ... Is still looking to crack his first 53-man roster after two previous training camp trips with the Bills ... Expected to battle for a reserve role at fullback behind starter Tony Richardson ... Is counted on to provide depth on special teams as well ... Attended training camp with Buffalo in 2001, but was released prior to the start of the regular season on August 29th ... Spent time in the Bills camp in 2000, but was let go on August 27th ... Was quickly signed to the practice squad on August 28th where he spent the remainder of the season ... Originally signed with Buffalo as a rookie free agent on April 28th of 2000.

**College:** Saw duty in 44 games (29 starts) at the University of Buffalo where he rushed 330 times for 1,488 yards (4.5 avg.) with 14 touchdowns and caught 31 passes for 217 yards (7.0 avg.) with a TD ... His 1,488 rushing yards ranked sixth in Bulls history and were the second-best total for a fullback ... Finished ninth in Bulls history with 14 rushing touchdowns and tied for ninth in school annals with a 4.5 yard per carry average ... Played in 11 games with 10 starts as a senior ... Carried the ball 124 times for a team-high 519 yards (4.2 avg.) with three touchdowns ... Added a career-high 16 catches for 103 yards (6.4 avg.) ... Opened all 11 games as a junior ... Set career highs with 159 carries for a team-high 806 yards with eight touchdowns ... Produced nine catches for 82 yards (9.1 avg.) with his only receiving TD ... Appeared in 11 games (seven starts) as a sophomore ... Attempted 47 rushes for 163 yards (3.5 avg.) with three touchdowns and caught three passes for seven yards (2.3 avg.) ... Saw action in 11 games (two starts) as a freshman, catching three passes for 25 yards (8.3 avg.) ... Majored in Environmental Studies at Buffalo.

**Personal:** A first-team All-State selection as a senior at Pine Valley High School in South Dayton, New York ... Was a three-time Division All-Star, a first-team All-Western New York choice and led his team to two sectional titles ... A four-year letterman in baseball where he set school single-season records in batting average (.619) and hits (45) as a senior ... Full name: Joshua J. Roth ... Single ... Resides in Conewango Valley, New York.



## TERDELL SANDS

**DEFENSIVE TACKLE - 6-7 - 340**

**TENNESSEE - CHATTANOOGA**

**DRAFT (NO. 7B - 2001)**

**NFL: 2 (2ND WITH CHIEFS)**

**BORN: OCTOBER 31, 1979**

**CHATTANOOGA, TENNESSEE**

**GP/GS: (0/0) PLAYOFFS: (0/0)**




**Pro Career:** Mammoth defensive lineman enters his second year in Kansas City ... Talented interior lineman did not take any snaps during training camp a year ago due to a foot injury ... Rebounded from that foot malady only to be sidelined for the remainder of the year with a broken right hand ... Expected to contend for a roster spot should he stay healthy in 2002 ... Was placed on the reserve/non-football injury list on August 28th of 2001 where he spent his entire rookie campaign ...

Owens enormous talent and has yet to tap his vast potential ... Continued to hone his technique playing on the defensive front for the Berlin Thunder of NFL Europe in the spring of 2002 ... Should benefit greatly from having a full campaign to work with Chiefs defensive line coaches Bob Karmelowicz and Carl Hairston ... If healthy, has the potential to develop into a solid interior lineman ... Originally entered the NFL as the Chiefs second pick in the seventh round (243rd overall) of the 2001 draft. **NFL Europe (2002):** Appeared in 10 games at defensive tackle for the Berlin Thunder ... Recorded 14 tackles (11 solo) and 1.0 sack (-7.0 yards), and a pass defended ... Part of a Berlin squad that produced a 26-20 win vs. the Rhein Fire (6/22) in World Bowl X.

**College:** Played in 11 games (eight starts) in his lone season at Tennessee - Chattanooga ... Recorded 36 tackles (26 solo), 8.0 tackles for a loss (-24.0 yards), a sack (-7.0 yards), two passes defended, two fumble recoveries and a forced fumble ... Did not play football in 2000 ... Saw action in 11 games (eight starts), making 36 tackles (26 solo), 8.0 tackles for loss (-24.0 yards), a sack (-7.0 yards), two passes defended, two fumble recoveries and one forced fumble in '99 ... Did not play football in '97 or '98 ... Majored in Physical Education at Tennessee - Chattanooga.

**Personal:** An All-State and All-City performer who was voted the city's Defensive Player of the Year as a senior at Howard High School in Chattanooga, Tennessee ... Led the area in tackles for loss when he was nominated for Tennessee's Mr. Football Award as a senior ... Earned All-State and All-City honors as a junior ... Full name: Terdell D. Sands ... Single, with a son, Cordell (5) ... Resides in Raytown, Missouri.



## PAUL SHIELDS

**FULLBACK - 6-1 - 244**

**ARIZONA**

**FREE AGENT (2002)**

**NFL: 3 (1ST WITH CHIEFS)**

**BORN: JANUARY 31, 1976**

**CAMP SPRINGS, MARYLAND**

**GP/GS: (21/4) PLAYOFFS: (1/0)**



**Pro Career:** A third-year pro who signed as a free agent with the Chiefs on January 15th of 2002 ... Expected to compete for a reserve role at fullback behind starter Tony Richardson ... A solid blocker and special teams performer who is also an adept pass catcher ... Has played in 21 games (four starts), catching four passes for 37 yards (9.3 avg.) ... Has five special teams tackles and one kickoff return for three yards ... Also owns one game of postseason action ... Went to training camp with Arizona in 2001, but was released prior to the season and did not hook on with another team for the remainder of the season ... Signed with Indianapolis on February 10th of 2000 and attended training camp with the Colts ... Was released prior to the season on August 28th, but was resigned on October 4th ... Spent one week on the Eagles practice squad in '99 after being released by Indianapolis on September 14th ... Subsequently resigned with the Colts on September 29th ... Originally entered the NFL as a rookie free agent with Indianapolis in '99. **At Indianapolis (1999-00):** Appeared in 21 games (four starts) during his tenure with the Colts ... Caught four passes for 37 yards (9.3 avg.) ... Registered five special teams tackles and returned one kickoff for three yards ... Added one special teams tackle in one postseason game. **2000:** Saw duty in eight games with Indianapolis after resigning with the club on October 9th ... Played in eight of the club's final 11 games, primarily on special teams with one special teams tackle ... Was inactive for the AFC Wild Card Playoff Game at Miami (12/30). **1999:** Played in 13 games (four starts) after making the club as a rookie free agent ... Spent the first week of the season on the Colts developmental squad and the third week on Philadelphia's practice squad ... Rejoined the Colts on September 29th ... Caught four passes for 37 yards (9.3 avg.) and made four special teams tackles ... Returned one kickoff for three yards ... Also saw duty in the team's AFC Divisional Playoff Game ... Played in his first NFL game vs. Miami (10/10), making one catch for three yards ... Made his initial NFL start at the N.Y. Jets (10/17), catching one pass for nine yards ... Started and returned a kickoff for three yards vs. Cincinnati (10/24) ... Started vs. Kansas City (11/7), catching a pass for 21 yards ... Opened at RB at the N.Y. Giants (11/14) ... Produced a four-yard reception at Philadelphia (11/21) ... Was credited with a special teams tackle in the club's AFC Divisional Playoff game vs. Tennessee (1/16/00).

**College:** As a two-year letterman at Arizona he switched from tight end to fullback as a senior ... Played in 12 games (three starts) as a senior ... Rushed 15 time for 51 yards and caught one pass for nine yards ... Appeared in all 12 games (three starts) as a junior in '97 ... Began the season on defense, but switched to tight end at the beginning of fall practice ... Caught two passes for 47 yards with one TD in his first season on offense ... Earned All-America accolades at Scottsdale Community College as a free safety ... Totaled 96 tackles, five passes defended and three interceptions ... Majored in Family Studies at Arizona.

**Personal:** Attended Paradise Valley High School in Phoenix, Arizona, where he rushed for 1,500 yards and 34 TDs as a senior ... Full name: Paul Lamont Shields Jr. ... Married, wife Kim, with a son, DeVon (7) and a daughter, Jordan (5) ... The Shields reside in Gilbert, Arizona.



### SHIELDS' NFL STATISTICS



Year	Team	G-S	RUSHING					RECEIVING					SP. TEAM
			No.	Yds.	Avg.	LG	TD	No.	Yds.	Avg.	LG	TD	Tackles
1999	Indianapolis	13-4	0	0	0.0	--	0	4	37	9.3	21	0	4
2000	Indianapolis	8-0	0	0	0.0	--	0	0	0	0.0	--	0	1
<b>Totals</b>		<b>21-4</b>	<b>0</b>	<b>0</b>	<b>0.0</b>	<b>--</b>	<b>0</b>	<b>4</b>	<b>37</b>	<b>9.3</b>	<b>21</b>	<b>0</b>	<b>5</b>

**Additional Stats:** Returned a kickoff for three yards vs. Cincinnati (10/24/99).

**Postseason:** Had one special teams tackle in one game in '99.

#### SINGLE GAME CAREER HIGHS

**Pass Receptions:** 1 vs. Miami (10/10/99)

at N.Y. Jets (10/17/99)

vs. Kansas City (11/7/99)

at Philadelphia (11/21/99)

**Receiving Yards:** 21 vs. Kansas City (11/7/99)

**Long Reception:** 21 vs. Kansas City (11/7/99)

## SEVEN-TIME PRO BOWLER



## WILL SHIELDS

**GUARD - 6-3 - 315**

**NEBRASKA**

**DRAFT (NO. 3 - 1993)**

**NFL: 10 (10TH WITH CHIEFS)**

**BORN: SEPTEMBER 15, 1971**

**FORT RILEY, KANSAS**

**GP/GS: (144/143) PLAYOFFS: (6/6)**



**Pro Career:** Seven-time Pro Bowl right guard is arguably the finest player at his position in the league today and is regarded by many as the NFL's finest offensive lineman, period ... Mild-mannered performer speaks volumes with his consistently high level of play ... Is an asset to the club both on the field and in the Kansas City community ... Is the longest-tenured player on the Chiefs roster ... Has been with Kansas City since joining the club as a third-round draft choice in '93, giving him two more years of experience than his closest competitor, FB Tony Richardson, who signed on in '95 ... Pairs with newly-acquired seven-time Pro Bowl tackle Willie Roaf to give Kansas City a guard-tackle tandem with a combined 14 Pro Bowl appearances, the highest total of any active duo in the league ... Combines with Roaf and kicker Morten Andersen to make the Chiefs the only team in the NFL with a trio of players boasting seven or more Pro Bowl nods this season ... Remarkably durable performer has not missed a single contest in his nine previous campaigns, playing in 144 straight games ... Truly gifted performer has made his name at right guard, but has seen action in three games at left tackle for the club, including a start at that position vs. Carolina (12/10/00) ... Made his first NFL appearance at Tampa Bay (9/5/93), a game which also marked Joe Montana's initial game in a Kansas City uniform ... Owns the longest active starting streak of any player on the KC roster, opening 143 consecutive

games dating back to the second contest of his rookie season ... Trails only Chiefs Hall of Fame CB Emmitt Thomas (144) for the most consecutive games played in team history needing just two more starts to take over the top spot in team annals ... Has been a mainstay in the Kansas City lineup since his initial NFL start at Houston (9/12/93) ... Ranks eighth in team history with his 143 straight starts and can move into third place by the end of the season with 16 starts ... Needs to appear in the first nine contests of the 2002 season to become one of only six players in Chiefs history to make at least 153 consecutive appearances ... Has earned seven consecutive Pro Bowl berths following the '95-01 seasons, giving him the longest active streak of any Chiefs player ... Those seven Pro Bowl nods are also the most ever by a Kansas City offensive lineman ... Joins Chiefs Hall of Famer Ed Budde as the only other guard in team history to merit a Pro Bowl invitation ... Last season, matched Budde's seven overall AFL All-Star and Pro Bowl berths ('64, '67-72) ... Should he garner an eighth straight Pro Bowl nod this season, would join some very prestigious Chiefs company. Would become just the sixth player in team annals with eight or more Pro Bowl appearances, joining Pro Football Hall of Famer Bobby Bell and Chiefs Hall of Famers, the late Derrick Thomas and Jim Tyrer, who share the franchise record with nine. Would also become only the sixth player in Chiefs history with eight or more AFL All-Star or Pro Bowl berths. Bell, Thomas and OT Jim Tyrer hold the record with nine while DT Buck Buchanan and LB Willie Lanier had eight. Of that fivesome, all five are in the Chiefs Hall of Fame, while Bell, Buchanan and Lanier are also enshrined in the Pro Football Hall ... In addition, joined Thomas as the only other active player to be named to the Chiefs 40th Anniversary Team in '99 ... Despite his highly-decorated status, is a true team player who puts the good of the whole ahead of his own personal gain ... Humble performer has spoken volumes on the field with his consistently high level of performance ... Is also one of the team's most active players in the Kansas City community, participating in numerous charitable projects and was named *Pro Football Weekly's* "Humanitarian of the Year" in '99 ... Considered one of the most valuable performers on the Kansas City roster and is a key reason the Chiefs ranked third in the league in rushing from '95-99 with a 125.4 yards-per-game average over that five-year span ... The lone remaining active member of the group largely responsible for those helping the Chiefs amass those gaudy ground numbers. For eight seasons was the junior member of the offensive line "Law Firm" which was referred to in the Arrowhead locker room as the single entity of Szott, Grunhard and Shields. That interior line triumvirate is widely regarded as one of the finest in the illustrious history of the franchise ... His commitment to constant improvement has been evident since joining the Chiefs in '93, as he has displayed an uncanny ability to take his game to a higher level each year ... An instinctive performer who can out-smart, out-maneuver, or simply overpower opponents and is endowed with innate ability to decipher the best means of attacking each particular adversary ... Is equally effective in the trenches or the open field and is particularly adept as a lead blocker on plays which require a pulling guard ... Was Kansas City's first draft selection in '93, going in the third round (74th overall) ... Arguably the steal of that year's annual selection meeting after being the 11th offensive lineman chosen. **2001:** Started all 16 games at right guard for the eighth consecutive season ... Was selected to the Pro Bowl for the seventh straight season ... Was named second team All-NFL by the *College and Pro Football Newsweekly* ... Pushed his streak of consecutive games played to 144 and his starting streak to 143 contests ... A key member of the offensive line that led RB Priest Holmes to the NFL rushing title and set a Chiefs single-season rushing record with 1,555 yards. **2000:** Captained the Chiefs offense along with Tim Grunhard ... Opened 15 games at right guard and one game at left tackle ... Was selected to play in his sixth straight Pro Bowl ... Was a key reason the club set a franchise-record with 4,388 passing yards ... Filled in at left tackle for an injured John Tait at New England (12/4). It was his second career action at left tackle. He also filled in at left tackle at Cleveland (9/24/95) when injuries sidelined John Alt and Jeff Criswell ... Made his 125th consecutive start and his first NFL start at left tackle vs. Carolina (12/10) in place of Tait ... Returned to his starting spot at right guard vs. Denver (12/17) ... Kansas City tied a franchise record by not permitting a sack in those three consecutive contests vs. the Patriots, Panthers and Broncos, even more impressive considering Shields saw substantial action at left tackle in two of those games. **1999:** Started all 16 games at right guard for the sixth consecutive year and was named to the Pro Bowl for the fifth consecutive year ... Was a first team All-Pro selection of *The Sporting News* ... A major contributor to the Chiefs punishing ground attack which ranked fourth in the NFL, averaging 130.1 yards per game ... Also helped protect QB Elvis Grbac, who was sacked just 26 times, the fourth-lowest total in the league ... Captained the offense vs. Denver (9/19), vs. Detroit (9/26) and at San Diego (10/3) ... Made his 100th consecutive start at right guard vs. New England (10/10) ... Captained the offense along with Dave Szott at Tampa Bay (11/14). **1998:** Started at right guard in all 16 games for the fifth consecutive season, earning Pro Bowl honors for a fourth straight year ... Credited with his first career reception in the third quarter of the monsoon game vs. Seattle (10/4), hauling in a Rich Gannon pass that was batted back at the line of scrimmage by Seahawk defensive lineman Phillip Daniels for a four-yard gain. **1997:** Merited a Pro Bowl appearance for the third consecutive season for his stellar play on Kansas City's offensive line ... Started all 16 regular season games for the fourth straight year ... Once again decorated as one of the NFL's best at his position, earning All-NFL first team honors from *College and Pro Football Newsweekly* and second team recognition from *Football Digest* ... Was a first team All-AFC pick of *Football News* ... Part of a Kansas City offensive line which

helped the Chiefs roll up 135.7 rushing yards per game to rank fourth in the AFC and fifth in the NFL, marking the third straight season the club was among the league's top five rushing offenses ... Delivered a devastating block which helped spring Kimble Anders on a 55-yard screen play in a 35-14 romp at Carolina (9/21) ... Started in the playoffs vs. Denver (1/4/98), his sixth postseason appearance. **1996:** Continued to establish himself as a force to be reckoned with on the offensive line ... Opened all 16 games for the Chiefs at right guard for the third consecutive season and earned his second straight berth in the Pro Bowl, his first as a starter ... Became the first Kansas City guard to appear in back-to-back AFC-NFC Pro Bowls since Ed Budde in '71 and '72 ... Was a first team All-AFC selection of both UPI and *Pro Football Weekly* ... Helped the Chiefs average 125.6 yards per game on the ground, the league's fourth-best total. **1995:** Made his first Pro Bowl appearance and was named first team All-NFL by *USA Today* and *Sports Illustrated* ... Started all 16 regular season contests at right guard, in addition to the club's playoff tilt ... A pivotal part of a Chiefs offensive line which cleared a path for the NFL's top rushing offense ... It marked the first time in franchise history that Kansas City had ever led the league in that category ... That same offensive line was also proficient in protecting the passer, allowing an AFC-low 21 sacks ... Opened at right guard at Cleveland (9/24), but injuries to starting tackles John Alt and Jeff Criswell forced him to step in at the right tackle spot. Despite never previously taking a snap at that position in his life, he stepped in and performed in a winning fashion. **1994:** Started all 16 regular season games plus the playoff affair at right guard ... Was a model of consistency all season long ... Key part of an offensive front that permitted just 19 sacks, the fewest in Kansas City history and the third-fewest in the NFL in '94. **1993:** Made an immediate impact on the Chiefs offensive line as a rookie, starting 15 of 16 games at right guard ... Also started three playoff contests ... His 18 combined starts are the most ever by a Chiefs rookie ... Team's third-round pick was named to almost every all-rookie squad, including *Pro Football Weekly*, *Football News* and *Football Digest* ... Earned the club's Mack Lee Hill Award, the team's most prestigious rookie honor ... Szott, the team's starting left guard, suffered a knee injury in the season opener at Tampa Bay (9/5), and, the following week at Houston (9/12), Shields started at right guard and Danny Villa moved to left guard.

**College:** Was a rare three-time All-Big Eight choice ... Became the second Outland Trophy winner to ever play for the Chiefs (Bobby Bell, '62) ... Was also a finalist for the Lombardi Trophy in '92 ... Was a first team All-America selection of the AP, *Football News*, Walter Camp and Kodak and a consensus All-Big Eight choice as a senior ... Was a second team All-America pick by AP as well as a first team All-Big Eight choice as a junior ... The first Husker lineman since center Dave Rimington ('80) to earn conference first team honors as a sophomore ... Became the first player from the state of Oklahoma to play for the Huskers ... Owns a Communications degree from Nebraska.

**Personal:** Was an All-State choice at Lawton High School in Lawton, Oklahoma ... Selected state Lineman of the Year by the *Daily Oklahoman* ... Lettered three years as an offensive guard and defensive tackle ... Was also a member of the track squad ... Established the "Will to Succeed Foundation," which has developed a number of innovative programs. A complete listing of all Shields' charitable efforts are on the foundation's website at [www.will2succeed.org](http://www.will2succeed.org). Several major components of the "Will to Succeed Foundation" include: Serving as a spokesman and on the Board of Directors for the Marillac Center for Children which benefits children with emotional and behavioral disorders; "Operation Breakthrough" which helps meet the needs of disadvantaged children served by St. Vincent's Family Center; "Team Esteem," a program for inner-city youths which rewards academic and personal improvement with trips to cultural events and Chiefs games ... Is also a board member for the Kansas City Stop Violence Coalition ... Conducts annual youth football camps in his hometown of Lawton, Oklahoma, as well as locations in Iowa and New Jersey ... Part of the "School is Cool Jam" conducted at the University of Nebraska which brought over 17,000 students together for the purpose of mentoring, motivating and stressing the importance of education ... An active participant in the KC Reads program and the Storytelling Celebration which both promote reading to Kansas City area youths ... Is chairing "United We Read," a metro-wide literary project in 2002 ... Was named the NFL's Extra Effort Award winner for October of 2002 for his charitable work ... Elected into the Mid-America Education Hall of Fame for his work with his "Will to Succeed Foundation" and promoting academic excellence ... Named the 2001 NFL Good Guy of the Year by the *Sporting News* ... Received the inaugural "Arthur S. Arkush Humanitarian of the Year Award" presented by *Pro Football Weekly* in '99 which recognizes "an NFL player whose contributions to the community and charitable causes are both outstanding and hands-on" ... Was named one of the "99 Good Guys in Sports" by *The Sporting News* in 2000, as well ... Was the 2000 NFL recipient of "The Citizenship Through Sports Award" which is presented by the Citizenship Through Sports Alliance which annually recognizes athletes from all sports for "outstanding citizenship, sportsmanship, ethical conduct and community service" ... Full name: Will Herthie Shields ... Married, wife Senia, one daughter, Sanayika (10), and two sons, Shavon (9) and Solomon (5) ... The Shields family resides in Overland Park, Kansas.

**Games Played/Games Started:** 1993 (16/15), 1994 (16/16), 1995 (16/16), 1996 (16/16), 1997 (16/16), 1998 (16/16), 1999 (16/16), 2000 (16/16), 2001 (16/16) — 144/143. **Playoffs:** 1993 (3/3), 1994 (1/1), 1995 (1/1), 1997 (1/1) — 6/6.

**Additional Stats:** Had one reception for four yards vs. Seattle (10/4/98).

**STREAKS AND MILESTONES:** Has opened 143 consecutive contests dating back to a contest at Houston (9/12/93) for the second longest streak in team history and can move past CB Emmitt Thomas (144) with two more starts. Has appeared in 144 straight games and can surpass Thomas (153) for the fifth-most consecutive appearances in club history with in the 10th game of the season. Is eighth in team history with 143 starts, needing two more to bypass Kevin Ross (144) for seventh, six starts to move past Thomas (148) for sixth place, seven more to supplant John Alt (149) for fifth, 15 additional openings to bypass Derrick Thomas (157) for fourth and 16 starts to tie Len Dawson (158) for third.

**CHIEFS RECORD BOOK**  
**MOST CONSECUTIVE STARTS**  
**ACTIVE PLAYERS**

1.	127	Will Shields	1993-01
2.	47	Tony Gonzalez	1999-01
3.	44	Jerome Woods	1999-01
4.	32	Greg Wesley	2000-01
5.	20	Eric Hicks	2000-01

**CHIEFS RECORD BOOK**  
**MOST PRO BOWL/**  
**ALL-STAR GAMES, CAREER**

1.	9	Bobby Bell	1965-73
		Derrick Thomas	1990-98
		Jim Tyrer	1963-67, '69-72
4.	8	Buck Buchanan	1965-72
		Willie Lanier	1969-76
6.	7	Ed Budde	1965-72
		Will Shields	1996-02

**CHIEFS RECORD BOOK**  
**MOST CONSECUTIVE**  
**GAMES STARTED**

1.	144	Emmitt Thomas	Sept. 28, 1968 - Oct. 15, 1978
2.	143	Will Shields	Sept. 12, 1993 - Jan. 6, 2002
3.	134	Jim Lynch	Sept. 9, 1968 - Nov. 6, 1977
4.	120	Tim Grunhard	Sept. 5, 1993 - Oct. 29, 2000
5.	112	Jim Kearney	Sept. 9, 1968 - Dec. 16, 1975

\* Stat kept since 1968



## MARCUS SPEARS

**TACKLE - 6-4 - 320**

**NW LOUISIANA STATE**  
**FREE AGENT (1997)**

**NFL: 9 (6TH WITH CHIEFS)**

**BORN: SEPTEMBER 28, 1971**

**BATON ROUGE, LOUISIANA**

**GP/GS: (64/18) PLAYOFFS: (0/0)**



**Pro Career:** Versatile offensive lineman entering his ninth NFL season and his sixth with the Chiefs in 2002 ... Spent his first seven years in the league at tackle, but showed the versatility to work at both tackle and guard in 2001 ... Enjoyed his finest NFL campaign last year when he opened all 16 games for the first time in his career ... Started the first five games of the season at left guard before moving to right tackle for the final 11 games ... Owns the talent and the footwork precision necessary to excel at tackle and possesses the physical strength and agility to play inside ... Expected to be the club's top backup on the offensive front with the addition of seven-time Pro Bowler Willie Roaf working at left tackle and John Tait moving to right tackle ... Worked as Kansas City's third tackle during two of the past three seasons and can unquestionably step into the starting lineup at a moment's notice ... Also showcased his ability to play inside when he opened the first five games last season at left guard ... Can play either tackle position and has experience as a tackle-eligible in short-yardage sets ... Has also been a regular contributor on special teams, as well ... Originally acquired by Kansas City as a free agent on September 17th of '97 ... Has played in 64 regular season NFL contests with 18 starts, including 55 contests and all 18 starts with the Chiefs ... Owns one kickoff return for 11 yards ... Picked up by Kansas City in '97 after being released by the Packers in training camp prior to the start of the '97 regular season ... Spent three seasons with Chicago

('94-96), seeing action in nine games for that squad ... Originally entered the NFL as a second-round draft pick (39th overall) of Chicago in '94. **At Kansas City (1997-01):** Has seen action in 55 NFL contests (18 starts) with the Chiefs over the past five seasons. **2001:** Started all 16 games for the first time in his career ... Opened 11 games at right tackle and five games at left guard ... Opened holes to the tune of 1,555 yards to help Priest Holmes become only the second player in Chiefs history to win the NFL rushing title ... Started his first career NFL game at left guard vs. Oakland (9/9) ... Opened the next four games at left guard before starting right tackle Victor Riley suffered a broken right fibula vs. Pittsburgh (10/14) ... Started his first career NFL game at right tackle in place of an injured Riley at Arizona (10/21) and proceeded to open the final 10 games of the year at that position. **2000:** Played in 13 games on special teams and eight games on offense ... Played on special teams vs. Indianapolis (9/3) ... Saw action as a tackle eligible in short-yardage situations and on special teams at Tennessee (9/10), vs. San Diego (9/17), at Denver (9/24) and vs. Seattle (10/2) ... Saw action on special teams vs. Oakland (10/15) ... Saw action as a tackle-eligible in short-yardage situations and on special teams vs. St. Louis (10/22), returning his first career kickoff for 11 yards. Also had a chance to get his first pro reception in that game, but a pass intended for him fell incomplete in the end zone ... Saw action as a tackle-eligible in short-yardage situations and on special teams at Oakland (11/5) ... Saw action on special teams and on offense as a tackle-eligible in short-yardage situations at San Francisco (11/12) and took snaps at right guard when Donald Willis switched to center for the injured Tim Grunhard before he later returned to the game ... Saw action on special teams and as a tackle eligible vs. Buffalo (11/19) ... Saw action on special teams at San Diego (11/26) ... Saw action on special teams at New England (12/4) before leaving the game in the first half with a forearm injury ... Was inactive vs. Carolina (12/10) due to a forearm injury suffered at New England (12/4) and was placed on injured reserve on December 15th. **1999:** Played in 10 games, including action at left tackle in five contests with two starts ... Was inactive for six games ... Saw duty at left tackle at San Diego (10/3) when injuries to Glenn Parker and Tim Grunhard forced the Chiefs to shuffle their offensive line ... Made his first NFL start at left tackle vs. New England (10/10), replacing an injured Parker ... Made his second consecutive start at left tackle, replacing an injured Parker at Baltimore (10/21) ... Was inactive at Indianapolis (11/7), at Tampa Bay (11/14) and vs. Seattle (11/21) ... Saw reserve duty on the offensive line in goal line situations at Oakland (11/28) ... Was inactive at Denver (12/5) ... Saw duty as a tackle eligible vs. Pittsburgh (12/18) ... Was inactive at Seattle (12/26) and vs. Oakland (1/2/00). **1998:** Saw reserve duty on the offensive line and on special teams in the season's first 12 contests ... The bulk of his snaps from scrimmage came as a tackle eligible in short yardage and goal line sets ... Saw action at left tackle in place of Jeff Criswell vs. San Diego (9/20), at Philadelphia (9/27), at New England (10/11) and vs. the N.Y. Jets (11/1) ... Also subbed for Criswell at left tackle vs. Denver (11/16) ... Listed as inactive with a broken right hand at Denver (12/6) and was placed on injured reserve on December 9th. **1997:** Inked by the Chiefs on September 17th ... Was active for five games on the year, seeing duty in four of those contests ... First action in a Chiefs uniform came at right tackle in a reserve role at St. Louis (10/26) ... Saw back-up duty at left tackle in place of an injured Criswell at Jacksonville (11/9) ... Also saw back-up action vs. Denver (11/16) and at Seattle (11/23) ... Was inactive for the club's final four regular season games and the playoffs. **At Chicago (1994-96):** Spent three seasons with Chicago, playing in nine games before being released by the Bears on February 14th of '97. **1996:** Was active for 14 contests, seeing reserve duty in nine of those games ... Did not play in the team's first two contests vs. Dallas (9/2) and at Washington (9/8) ... First NFL regular season action came in the third week of the season vs. Minnesota (9/15) ... Played in a back-up role the next eight weeks ... Was inactive at Green Bay (12/1) and vs. St. Louis (12/8). **World League (1996):** Spent the spring of '96 as the starting left guard for the World League's Amsterdam Admirals. **1995:** Moved to guard after spending the '94 campaign working at tackle ... Did not see game action ... Was active but did not play in five contests and was inactive for the club's remaining 11 games. **1994:** Was inactive for all 16 games.

**College:** A three-year starter at NW Louisiana State from '91-93 ... Was a unanimous first team All-America selection as a senior and was a two-time All-Southland Conference selection ... Was the first NCAA Division I-AA player to earn All-America honors from the Football Writers Association since Jerry Rice in '85 ... Also a first team Kodak All-America pick and a third team choice as a senior ... Did not give up a sack in his final two collegiate seasons ... Majored in Biology at NW Louisiana State.

**Personal:** Played just one year of prep football at Bel Aire High School in Scotlandville, Louisiana ... Established the "Marcus Spears Still I Rise Foundation" in 2000 which benefits the Children's Place, a treatment facility for abused and neglected children and their families. The foundation sponsors an annual food and toy distribution which benefits more than 1,000 families ... Full name: Marcus DeWayne Spears ... Married, wife Vondershell, with three sons, Marcus II (7), Joshua (5) and Tory (2) ... The Spears' reside in Lee's Summit, Missouri.

**Games Played/Games Started:** 1994 CHI (0/0), 1995 CHI (0/0), 1996 CHI (9/0), 1997 KC (4/0), 1998 KC (12/0), 1999 KC (10/2), 2000 KC (13/0), 2001 KC (16/16) — 64/18.

**Additional Stats:** Returned a kickoff 11 yards vs. St. Louis (10/22/00).



# REGGIE STEPHENS

**CORNERBACK - 5-9 - 195**

**RUTGERS**

**FREE AGENT (2002)**

**NFL: 2 (1ST WITH CHIEFS)**

**BORN: FEBRUARY 21, 1975**

**SHREVEPORT, LOUISIANA**

**GP/GS: (16/0) PLAYOFFS: (1/0)**



**Pro Career:** Free agent cornerback who signed with Kansas City on January 17th of this year ... Owns limited NFL experience on defense, but has a record of being a consistent contributor on special teams ... Attempting to crack the Chiefs roster after being out of football in 2001 ... Played in 16 regular season games and one postseason contest over a two-year span with the N.Y. Giants ('99-00) ... Recorded eight solo stops and an additional 13 tackles on special teams ... Added three interceptions, four passes defended and three kickoff returns for 69 yards (23.0 avg.) ... Reunited in Kansas City with his former college coach at Rutgers and current Chiefs quarterbacks coach Terry Shea ... Originally entered the NFL as a rookie free agent with the Giants in '99. **At N.Y. Giants (1999-00):** Played in 16 games for the Giants over a two-year period ... Recorded eight solo stops and 13 special teams tackles ... Added three interceptions, four passes defended and three kickoff returns for 69 yards (23.0 avg.) ... Also saw duty in one postseason game. **2000:** Saw duty in 15 games and was inactive one game with an ankle injury ... Amassed eight solo tackles and four passes defended ... Tied for second on the club with three interceptions and 11 special teams tackles ... Also saw duty in one postseason contest ... Had a pass defended vs. Arizona (9/3) ... Recorded a special teams tackle at Philadelphia (9/10) ... Produced his first NFL defensive stop and added a special teams tackle at Chicago (9/17) ... Totaled two tackles at Tennessee (10/1) ... Registered his first NFL interception off Troy Aikman vs. Dallas (10/15) and added a special teams stop ... Was inactive vs. Philadelphia (10/29) with an ankle injury suffered in the previous game vs. Dallas (10/15) ... Returned to action at Cleveland (11/5), making a tackle ... Returned his first NFL kickoff for a career-long 40 yards vs. St. Louis (11/12) ... Returned a career-high two kickoffs for 29 yards vs. Detroit (11/19) and made a team-high two special teams tackles ... Intercepted a Dave Brown pass at Arizona (11/26) and made a special teams tackle ... Had a career-high three tackles vs. Pittsburgh (12/10) and intercepted a Kordell Stewart pass to go with three special teams tackles ... Finished with one special teams stop apiece at Dallas (12/17) and vs. Jacksonville (12/23) ... Saw action in the NFC Divisional Playoff Game vs. Philadelphia (1/7/01) before suffering an ankle injury which sidelined him for the NFC Championship Game vs. Minnesota (1/14/01) and Super Bowl XXXV vs. Baltimore (1/28/01). **1999:** Saw action in one game ... Signed with the team on April 27th as a rookie free agent, but was released prior to the regular season with a leg injury ... Added to the club's practice squad on November 16th and promoted to the 53-man roster on December 10th ... Played in his first career NFL game at Buffalo (12/12), making two special teams tackles.

**College:** Started 18 games during his two years at Rutgers from '97-98 ... Compiled 89 tackles and returned two of his four interceptions for touchdowns ... Named first team All-Big East by *The Football News* and was named the team MVP as a senior ... Recorded 58 tackles to go with a team-high three interceptions which he returned for 77 yards and two touchdowns ... Started seven games as a junior, recording 31 tackles and an interception ... Also returned six punts for 47 yards (7.8 avg.) and 13 kickoffs for 321 yards (24.7 avg.) ... Began his college career at Cabrillo Junior College in Aptos, California, where he played both football and basketball ... Majored in Communications at Rutgers.

**Personal:** A prep standout at Santa Cruz High School in Santa Cruz, California where he played cornerback, wide receiver and returned kicks ... Full name: Reginald Dewayne Stephens ... Single with a son Kaijae (5) ... Resides in Santa Cruz, California.

## 40TH FACT

CBs Bobby Ply ('62) and Bobby Hunt ('64), as well as S Deron Cherry ('85) own a share of an NFL record by each recording four INTs in a single game.



## 40TH FACT

Len Dawson led the AFL in TD passes in '62-63 and '65-66, joining Johnny Unitas and Steve Young as the only players in NFL history to lead the league in TD passes in four different years.





### STEPHENS' NFL STATISTICS



Year	Team	G-S	INTERCEPTIONS				TACKLES			FUMBLES	PASSES	SP. TEAM
			No.	Yds.	LG	TD	Solos	Asst.	Total	Rec.	For.	Defensed
1999	N.Y. Giants	1-0	0	0	0	0	0	0	0	0	0	2
2000	N.Y. Giants	15-0	3	4	4	0	8	0	8	0	4	11
<b>Totals</b>		<b>16-0</b>	<b>3</b>	<b>4</b>	<b>4</b>	<b>0</b>	<b>8</b>	<b>0</b>	<b>8</b>	<b>0</b>	<b>4</b>	<b>13</b>

#### SINGLE GAME CAREER HIGHS

**Tackles:** 3 vs. Pittsburgh (12/10/00)

**Interceptions:** 1, three times,

last vs. Pittsburgh (12/10/00)

**INT Return Yards:** 4 at Arizona (11/26/00)

**Passes Defensed:** 1, four times,

last vs. Pittsburgh (12/10/00)

**Kickoff Returns:** 2 vs. Detroit (11/19/00)

**Kickoff Return Yards:** 40 vs. St. Louis (11/12/00)

**Sp. Teams Tackles:** 3 vs. Pittsburgh (12/10/00)



## GARY STILLS

**DEFENSIVE END - 6-2 - 244**

**WEST VIRGINIA**

**DRAFT (NO. 3A - 1999)**

**NFL: 4 (4TH WITH CHIEFS)**

**BORN: JULY 11, 1974**

**TRENTON, NEW JERSEY**

**GP/GS: (24/0) PLAYOFFS: (0/0)**



**Pro Career:** Talented fourth-year special teams phenom still attempting to find his true NFL niche on defense ... Has worked as both an outside linebacker and third-down defensive end in his previous three seasons with Kansas City ... Spent time in NFL Europe in 2001 honing his all-around skills at the linebacker post ... Is slated to compete at defensive end for the Chiefs this season ... A relentless special teams performer who led the squad with 18 special teams tackles and a fumble recovery last season despite losing six games to a groin injury ... Could be called upon to be an even bigger contributor in the kicking game ... Has seen action in 24 regular season games on special teams and five games on defense in his previous three seasons, producing a solo defensive stop, a fumble recovery, three QB pressures and 35 special teams stops ... Possesses blazing quickness off the edge, but his ability to play every down will likely determine his playing time on defense ... Plays the game with an extremely high intensity level ... Blessed with explosive speed, natural strength and superb mobility ... Tabbed by the Chiefs with the first of their two selections (75th overall) in the third round of the '99 NFL Draft after entering the draft as a junior. **2001:** Saw action on special teams in 10 games and on defense in two games ... Was inactive for six games with a groin injury ... Led the team with 18 special teams tackles to go with a special teams fumble recovery ... Also registered one solo defensive stop ... Recorded one special teams tackle vs. Oakland (9/9) ... Saw action on the kickoff coverage and return teams vs. the N.Y. Giants (9/23) ... Made a special teams stop at Washington (9/30) ... Produced a special teams tackle at Denver (10/7) ... Saw his first action of the season on defense as a rush end and on the punt coverage unit vs. Pittsburgh (10/14), recording two special teams tackles ... Was inactive at Arizona (10/21), vs. Indianapolis (10/25), at San Diego (11/4), at the N.Y. Jets (11/11), vs. Seattle (11/25) and vs. Philadelphia (11/29) due to a groin injury suffered vs. Pittsburgh (10/14) ... Returned to action on the punt and kickoff coverage teams at Oakland (12/9), collecting one special teams stop ... Made a team-high three special teams tackles and his first NFL tackle on defense vs. Denver (12/16) ... Registered two special teams stops on the kickoff and punt coverage units vs. San Diego (12/23) ... Recorded three special teams tackles at Jacksonville (12/30) and recovered a Micah Ross fumble on a kickoff return for his first career fumble recovery ... Made three special teams tackles at Seattle (1/6/02). **At NFL Europe (2001):** Started seven of 10 games for the Frankfurt Galaxy ... Tied for the lead in the NFL and led the Galaxy with 9.5 sacks ... Also led the Galaxy with 54 tackles (41 solo) ... Added three passes defensed, one forced fumble and two tackles on special teams ... Was named NFL Europe Defensive Player of the

Week vs. Barcelona (6/23) after collecting seven tackles, 3.5 sacks and a forced fumble. **2000:** Played in 12 games on special teams and in three games on defense (two at DE, one at LB) ... Was second on the club with 17 special teams stops, trailing only LB Mike Maslowski who had 25 ... Had two QB pressures and one fumble recovery ... Was inactive vs. Indianapolis (9/3) ... Played on special teams at Tennessee (9/10), recording one tackle ... Contributed two QB pressures and two tackles on kickoff coverage vs. San Diego (9/17) ... Saw reserve duty at DE in pass rush situations and on special teams at Denver (9/24), recovering a Gus Frerotte fumble forced by S Greg Wesley in Kansas City's 23-22 comeback win. Also added one special teams stop ... Saw action on special teams and as a reserve DE vs. Seattle (10/2), recording a career-high four special teams tackles ... Was inactive vs. Oakland (10/15), vs. St. Louis (10/22) and at Seattle (10/29) ... Saw action on special teams at Oakland (11/5) ... Made one stop on kickoff coverage at San Francisco (11/12) ... Saw action on special teams vs. Buffalo (11/19) ... Racked up two tackles on kickoff coverage at San Diego (11/26) ... Had one tackle on kickoff coverage at New England (12/4) ... Produced two special teams stops apiece vs. Carolina (12/10) and vs. Denver (12/17) ... Had one stop on punt coverage at Atlanta (12/24). **1999:** Saw duty on special teams in two games, but did not record any stats ... Was inactive for 14 games ... Made his NFL debut on special teams vs. San Diego (10/31) and also saw action in the kicking game at Oakland (11/28).

**College:** Despite missing portions of his final two seasons due to injuries, still ranked second on the Mountaineers career chart with 26.0 career quarterback sacks, trailing only Canute Curtis who posted 34.5 from '93-96 ... A two-year starter at rush linebacker for West Virginia, seeing duty in 30 career games (17 starts) in three collegiate seasons ... Saw bowl action in all three seasons with the club, as well ... Concluded his collegiate career with 159 tackles (109 solo), 26.0 sacks (-148.0 yards), a fumble recovery and four forced fumbles ... Also had 18 tackles for loss (-75 yards), 24 QB pressures and eight passes defended ... Started eight games and was a first team All-Big East selection as a junior ... Ranked fourth in the conference with 10.0 sacks (-58.0 yards), the fifth-highest single-season sack tally in West Virginia history ... Credited with a pair of forced fumbles and four passes defended ... Fractured his left kneecap in the Ohio State game after posting seven tackles and a pair of passes defended ... Returned to action vs. Miami and had six tackles and forced an interception ... Invited to the East-West Shrine Game and the Senior Bowl ... Played in 11 games (nine starts) and received first team All-Big East accolades as a sophomore ... Ranked second in the Big East with a career-best 12.0 sacks (-71.0 yards) and finished fourth on the team with 67 tackles (46 solo) ... Added a fumble recovery, a forced fumble, three pass break-ups and 12 QB pressures ... Tied Steve Hathaway's Mountaineers record with 4.0 sacks of current N.Y. Jets QB Chad Pennington in his first start at rush linebacker vs. Marshall ... Saw action in 11 games as a redshirt freshman, playing behind All-America pick Canute Curtis ... Racked up 34 tackles (25 solo), 4.0 sacks (-19.0 yards), a forced fumble and five quarterback pressures ... Did not participate in football as a true freshman in '95, concentrating on academics ... Majored in Sports Management at West Virginia.

**Personal:** Attended Valley Forge Military Academy in Valley Forge, Pennsylvania ... Registered 162 tackles with 7.5 sacks as a senior in '94 ... Produced a whopping 22 tackles in a single game his senior campaign ... Rated the fifth-best linebacker prospect in the East by *Blue Chip Illustrated* ... Recipient of the Jeff and Vicky Hostetler endowed scholarship ... Established the "Gary Stills Youth Foundation" in 2002 to provide programs and services to the inner-city youth and their families in his hometown of Trenton, New Jersey ... Full name: Gary Stills ... Single ... Resides in Kansas City, Missouri.



### STILLS' NFL STATISTICS



Year	Team	G-S	TACKLES			FUMBLES		SACKS No./Yds.	INTS No./Yds.	PASSES Defended	QB Pressures
			Solos	Asst.	Total	Rec.	For.				
1999	Kansas City	2-0	0	0	0	0	0	0.0/0.0	0/0	0	0
2000	Kansas City	12-0	0	0	0	1	0	0.0/0.0	0/0	0	2
2001	Kansas City	10-0	1	0	1	0	0	0.0/0.0	0/0	0	1
<b>Totals</b>		<b>24-0</b>	<b>1</b>	<b>0</b>	<b>1</b>	<b>1</b>	<b>0</b>	<b>0.0/0.0</b>	<b>0/0</b>	<b>0</b>	<b>3</b>

**Additional Stats:** Has 35 special teams tackles – 17 in 2000 and 18 in 2001. Had a fumble recovery on a kickoff return at Jacksonville (12/30/01).



## DAN STRYZINSKI

PUNTER - 6-2 - 205

INDIANA

UNRESTRICTED FREE AGENT (2001)

NFL: 13 (2ND WITH CHIEFS)

BORN: MAY 15, 1965

VINCENNES, INDIANA

GP/GS: (192/0) PLAYOFFS: (4/0)



**Pro Career:** Accomplished punter who is recognized around the league as one of the NFL's best at his craft ... Enters his 13th pro campaign and his second with Kansas City in 2002 ... Inked with the Chiefs as an unrestricted free agent from Atlanta on March 9th of 2001 ... Came to Kansas City after previous pro stints with Pittsburgh ('90-91), Tampa Bay ('92-94) and Atlanta ('95-00) ... His 2001 off-season signing was likely overshadowed by other players acquired by the Chiefs such as QB Trent Green, RB Priest Holmes and a host of others, but proved to be one of the most important pickups for the Red and Gold a year ago ... Punted 73 times for 2,976 yards (40.8 gross, 35.6 net), forcing 18 fair catches and permitting only five touchbacks to be named to the *USA Today* All-Joe team for his efforts ... Showcased his talents in his first game as a member of the Chiefs when he booted a 76-yard punt vs. Oakland (9/9/01) for the longest punt in club history, surpassing Bob Grupp's 74-yard punt vs. San Diego (11/4/79) ... Made a lasting impression on head coach Dick Vermeil in 2001 when Vermeil was asked about Stryzinski's performance, answering without hesitation: "It's glaring how good he is." Glaringly good is perhaps the best descriptor for this talented punting specialist ... Doesn't necessarily boast the strongest leg in the NFL, but arguably has no peers when it comes to placing a ball wherever he wants with pinpoint accuracy ... Instead of looking at the gross average, one can get a true appreciation of Stryzinski's game by tracking his net average, as well as his perennially-high numbers in both punts inside the 20 and forced fair catches ... Punt return yards allowed is also a category where he typically excels ... A true asset to a club's punt coverage unit who is an outstanding weapon in the critical battle of field position ... An outstanding directional kicker who specializes in placing the ball outside of the hashmarks, to pin opponents' return men on the boundaries ... Punted 73 times for 2,976 yards, forcing 18 fair catches and permitting just five touchbacks in his first season in Kansas City ... That knack for punting precision, combined with extremely high hang time seasons makes him one of the toughest punters to rack up return yardage against in the entire league ... Since the league went to a 16-game schedule in '78, teams Stryzinski has punted for own six of the top 10 stingiest marks in punt return yardage allowed over that span ... His best effort in that area came in '97 with Atlanta when opponents tallied a mere 55 return yards against Stryzinski the entire season ... Also annually ranks among the NFL's leaders in forcing fair catches ... Leads all NFL punters in that category since the stat started being recorded in '70 with 353 fair catches forced and has led the league in that category on five separate occasions, turning that trick in '90, '91, '92, '94 and '97 ... Has forced 353 fair catches since '90, a whopping total of 115 forced more than the second place total of 238 held by Chris Mohr ... Also specializes in pinning opponents deep in their own territory, placing at least 20 kicks inside the 20-yard line each of the past nine seasons ... Landed 27 punts inside the 20-yard line in 2002 which tied a career high and ranked as fourth-best in team annals ... Those 27 punts ranked fourth in the AFC and sixth in the NFL a year ago ... Gets the ball off in a hurry and is rarely responsible for getting a punt blocked ... Had an amazing streak of 557 consecutive punt attempts without a block from '93-00 ... Had one of the finest seasons of his pro career in 2001 ... Had a 40.8-yard gross punting average for the fourth-longest total in his NFL career ... Also tied a career high with 27 punts inside the 20 for the third straight year, a that total ranked as the fourth-best mark in team annals in 2001 ... Consistent performer has seen action in a total of 192 regular season NFL games, playing in all 16 games in all 12 of his prior pro campaigns ... Has punted the ball 920 times for 36,995 yards, good for a 40.2-yard gross and a 36.1-yard net ... Those 920 punts rank 20th all-time in NFL history ... Owns 256 career kicks inside the 20-yard line and has only 67 touchbacks ... An experienced postseason performer, has seen action in four postseason games, punting the ball 13 times for 524 yards, good for a 40.3-yard gross and a 40.2-yard net with five kicks inside the 20 and one touchback ... Was a part of an Atlanta squad which reached Super Bowl XXXIII following the '98 campaign ... Experienced the same winding journey many specialists take in the league before eventually catching on with a club ... Prior to making Pittsburgh's 53-man roster in '90, spent time with the Saints, Browns and Colts ... Caught on with New Orleans practice squad in October of '89 after being waived by Cleveland in training camp ... Also spent a week in the Browns camp in '88 after

originally entering the NFL as a rookie free agent with Indianapolis earlier that year. **At Kansas City (2001):** Handled the punting duties in 16 games and was named to the *USA Today* All-Joe team for his efforts ... Punted 73 times for 2,976 yards (40.8 gross, 35.6 net) ... Was fourth in the AFC and tied for sixth in the NFL with 27 punts landing inside the 20 in addition to just five touchbacks ... Those 27 kicks inside the 20 tied a career-high for the third consecutive year and were the fourth-highest single-season total in team annals ... His 35.6-yard punting net average tied for eighth in the AFC ... Stryzinski allowed just 277 return yards to rank fifth in the AFC and eighth in the NFL ... Handled all holding duties on FGs and PATs ... Recorded one special teams tackle ... Punted five times for 237 yards (47.4 gross, 41.8 net) vs. Oakland (9/9), including a career-long 76-yard boot, the longest punt in Chiefs franchise history, surpassing Bob Grupp's 74-yard punt vs. San Diego (11/4/79) ... Punted six times for 262 yards vs. the N.Y. Giants (9/23), with one inside the 20-yard line and one touchback ... Punted three times for 102 yards, placing two punts inside the 20-yard line and allowing minus four return yards at Washington (9/30) ... Punted four times for 185 yards (46.3 gross, 41.3 net) at Denver (10/7), placing one punt inside the 20-yard line with one touchback and allowing no return yards ... Punted seven times for 294 yards vs. Pittsburgh (10/14), tying a career-high with five punts inside the 20-yard line with a long of 55 yards and no touchbacks ... Punted five times for 214 yards at Arizona (10/21), placing three punts inside the 20-yard line ... Had six punts for 244 yards vs. Indianapolis (10/25), dropping three punts inside the 20-yard line with one touchback ... Produced six punts for 217 yards at San Diego (11/4), placing three punts inside the 20-yard line ... Punted six times for 234 yards, placing three punts inside the 20-yard line including two inside the five-yard line with no touchbacks ... Had four punts for 159 yards with one landing inside the 20-yard line vs. Seattle (11/25) ... Punted five times for 186 yards vs. Philadelphia (11/29), placing one punt inside the 20-yard line with a touchback ... Had four punts for 153 yards at Oakland (12/9) with three punts landing inside the 20-yard line. Had Tim Brown return a punt 88 yards for a score, just the second punt return for a TD he has allowed and the first since current Chiefs teammate Eddie Kennison returned one 78 yards as a member of St. Louis vs. Atlanta (11/10/96). Stryzinski suffered a mild head trauma on the play, but did return to the game ... Punted one time for 50 yards vs. Denver (12/16) ... Had two punts for 80 yards vs. San Diego (12/23) ... Punted three times for 121 yards at Jacksonville (12/30), placing one punt inside the 20-yard line. Was also credited with a 10-yard rushing loss when he intentionally stepped out of the back of the end zone for a safety in the fourth quarter ... Had six punts for 238 yards at Seattle (1/6/02). **At Atlanta (1995-00):** Saw action in 96 games in six seasons for the Falcons ... Punted 469 times for 18,982 yards good for a 40.5-yard gross and a 36.8-yard net ... Landed 142 punts inside the 20 with just 34 touchbacks ... Forced opponents to make 185 fair catches, as well ... Saw action in four postseason games, including the club's berth in Super Bowl XXXIII following the '98 season. **2000:** Appeared in all 16 games for Atlanta, booting the ball 84 times for 3,447 yards, good for a 41.0-yard gross and a 37.9-yard net ... Tied a career high with 27 punts inside the 20-yard line and only five touchbacks ... Punted twice for 95 yards for a 47.5 average with neither kick being returned and one traveling 51 yards vs. San Francisco (9/3) ... Punted 272 yards for a 38.9 average with one dropping inside the 20 at Denver (9/10) ... Named the special teams MVP by the coaching staff for his performance at Carolina (9/17) when he punted six times for 257 yards (42.8 avg.), while surrendering only one return for five yards ... Allowed only two returns for minus one yard on five punts for 207 yards vs. St. Louis (9/24) ... Booted the ball a season-high eight times for 296 yards while dropping four punts inside the 20 at Philadelphia (10/11) ... Punted five times for 183 yards and dropped two inside the 20 vs. the N.Y. Giants (10/8) ... Kicked five times for 213 yards and placed kicks at the five, 12, and four-yard lines at St. Louis (10/15) ... Nailed four punts for 176 yards including a season-long 60-yard bomb vs. New Orleans (10/22) ... Averaged 40.0 yards on three kicks for 120 yards vs. Carolina (10/29) ... Booted four kicks for 177 yards vs. Tampa Bay (11/5), but suffered a block to snap a streak of 557 consecutive punts without a block dating back to '93 when he was playing for Tampa Bay ... Tied a career high with 10 punts for 439 yards with three kicks landing inside the 20 and forcing five fair catches at Detroit (11/12) ... Punted 222 yards on five kicks at San Francisco (11/19) ... Booted the ball eight times for 313 yards at Oakland (11/26) ... Dropped two of three punts inside the 20 vs. Seattle (12/3) ... Punted seven times for 281 yards with five kicks being returned for five yards at New Orleans (12/17) ... Punted twice for 87 yards vs. Kansas City (12/24). **1999:** Saw action in all 16 games ... Punted 80 times for 3,163 yards, good for a 39.5-yard gross and a 37.1-yard net in 16 games ... Established a career high by placing 27 kicks inside the 20-yard line, tying for second in the NFC, while yielding only four touchbacks ... His 27 kicks dropped inside the 20 tied for second best in Atlanta history ... Allowed only 119 return yards, the lowest in the NFL on the year ... Also yielded four touchbacks, the lowest in the NFL ... His 37.1 net average was the third-best mark in Falcons history ... Forced 34 fair catches, the second-most in team history and the third-highest total of his career ... Punted seven times for 284 yards at Dallas (9/20) ... Dropped a career-best five punts inside the 20 on six attempts for 255 yards at New Orleans (10/10) ... Forced three of his four kicks to be fair caught vs. St. Louis (10/17) ... Dropped four punts inside the 20 at Pittsburgh (10/25) ... Booted six punts for 245 yards vs. Tampa Bay (11/21) ... Averaged 43.5 yards per kick vs. Arizona (12/26). **1998:** Played in all 16 games, punting the ball 74 times for 2,963 yards, good for a 40.0-yard gross and a 36.6-yard net ... Placed 25 balls inside the 20 and yielded seven touchbacks ... Forced 29 fair catches ... Punted eight times for 341 yards, good for a 42.6-yard gross

and a 41.3-yard net in the postseason . . . Had a season long punt of 55 yards vs. New Orleans (10/18) . . . Punted seven times for 297 yards and a 42.4-yard average at St. Louis (11/29) . . . Placed a season-high four punts inside the 20-yard line at Detroit (12/20) . . . Saw action in three postseason games including the team's appearance in Super Bowl XXXIII vs. Denver (1/31/99). **1997:** Saw action in all 16 games . . . Led the NFL in forced fair catches for the fifth time in the 90's with a personal-best 45 . . . Punted 89 times for 3,498 yards, good for a 39.3-yard gross and a 36.7-yard net . . . Placed 20 balls inside the 20-yard line and was charged with just nine touchbacks . . . Only 21 of his 89 punts were returned for an NFL-low 55 yards (2.6 avg.) . . . His 36.7-yard net average was the third-best in the NFC and seventh-best in the NFL . . . Forced fair catches on five of his seven punts vs. Denver (9/28) to be named the club's special teams player of the game . . . Named the special teams player of the game for a second time when he punted five times allowing no return yardage and forcing four fair catches vs. San Francisco (10/19). **1996:** Saw duty in all 16 games . . . Punted 75 times for 3,152 yards, good for a 42.0-yard gross and a 35.5-yard net . . . His 42.0-yard gross ranks as the best tally of his career . . . His 3,152 punting yards and 75 punts were the second most in his career . . . Ranked second in the NFL with 25 forced fair catches and four touchbacks. **1995:** Played in all 16 games and punted 67 times for 2,759 yards, good for a 41.2-yard gross and a 36.2-yard net . . . Dropped 21 kicks inside the 20-yard line and yielded only five touchbacks . . . Finished 10th in the NFL in fewest returns with 28 . . . Had a season-long 65-yard punt at Buffalo (11/12) . . . Punted five times for 183 yards at Green Bay (12/31) in an NFC postseason contest. **At Tampa Bay (1992-94):** Punted in 48 games during his three seasons in Tampa Bay . . . Booted 239 balls for 9,587 yards, good for a 40.1-yard gross and a 35.8-yard net . . . Placed 59 balls inside the 20-yard line and was charged with just 20 touchbacks. **1994:** Saw action in every game . . . Punted 72 times for 2,800 yards, good for a 38.9-yard gross and a 35.9-yard net . . . Dropped 20 kicks inside the 20 and allowed a mere six touchbacks . . . Led the NFL in fewest punt returns allowed with just 18 and the fewest return yards with 94 . . . Also paced the league by permitting opponents just 5.4 yards per punt return . . . Set a team record by forcing 42 fair catches, as well. **1993:** Played in every game and punted a career-high 93 times for 3,772 yards, good for a 40.6-yard gross and a 35.3-yard net . . . Dropped 24 kicks inside the 20-yard line and only allowed three touchbacks . . . Forced 23 fair catches, the third-highest total in the NFL . . . Punted a career-high 10 times at Green Bay (11/28). **1992:** Saw action in all 16 games, booting 74 balls for 3,015 yards, good for a 40.7-yard gross and a 36.2-yard net . . . Placed 15 of his kicks inside the 20-yard line with 11 touchbacks . . . Led the NFL for the third straight year by forcing 26 fair catches . . . Set a Tampa Bay record with a 36.2-yard net . . . Allowed a league-low 117 punt return yards . . . Had only 22 of his 74 punts returned . . . Completed two passes on fake punts, becoming the first Tampa Bay punter to complete a pass since '78. **At Pittsburgh (1990-91):** Played in 32 games for Pittsburgh, punting 139 times for 5,450 yards, good for a 39.2-yard gross and a 35.2-yard net . . . Had 28 balls land inside the 20-yard line and eight touchbacks. **1991:** Appeared in all 16 games . . . Punted 74 times for 2,996 yards, good for a 40.5-yard gross and a 36.3-yard net . . . Placed 10 kicks inside the 20 and had three touchbacks . . . His net average of 36.3 tied for eighth in the NFL . . . Punted six times, but allowed only three return yards at Buffalo (9/8) . . . Booted a season-long 63-yard punt at Denver (11/3). **1990:** Played in every game during his first pro season . . . Punted 65 times for 2,454 yards, giving him a 37.8-yard gross and a 34.1-yard net . . . Dropped 18 balls inside the 20 with just five touchbacks . . . His 32 fair catches led the NFL . . . Also led the NFL in percentage of punts fair caught at 49.0 . . . Put three punts inside the 20-yard line vs. Atlanta (11/4) . . . Dropped three punts inside the 20 vs. Cleveland (12/23).

**College:** Was a two-time All-Big Ten selection at Indiana . . . Was a freshman walk-on who set the school record with a 40.6-yard gross average . . . Formed a dynamic kicking duo at Indiana with former Kansas City kicker, Pete Stoyanovich . . . Played in the Peach Bowl . . . Graduated from Indiana with degrees in Public Finance and Economics.

**Personal:** A senior co-captain at Lincoln High School in Vincennes, Indiana . . . Played four different positions on his prep gridiron squad . . . Led the basketball team in scoring and rebounding his senior year . . . Established the "Punts for Children Foundation" in which he donates \$250 for every punt he lands inside the 20-yard line through the "Inside the 20" program to benefit the Heart of America United Way . . . Serves as the 2002 spokesperson for CASA (Court Appointed Special Advocates) . . . A Harley-Davidson enthusiast who attended "Bike Week" in Daytona Beach in '95 . . . Rides with his family on dirt bikes . . . Nicknamed "The Hangman" for his high hanging punts . . . Spent time as an intern with a brokerage firm in downtown Atlanta during his time with the Falcons . . . Worked as a bank teller at Citizens Bank in '88 in Vincennes making minimum wage and spent time working as an installer at a cable company in '89 after being cut in NFL training camps each of those years . . . His father, Bob was letterman ('59) as a punter at Butler University while his brother, Ron was a four-year letterman ('81-84) as the quarterback and punt for Butler. Ron's 14 punts and 493 punting yards vs. Wittenberg (9/25/82) are both school records . . . A second brother, Rick played college basketball . . . Thanks to his father's expertise was able to spin a football and punt it before the pigskin fell to the ground at age eight . . . Full name: Daniel Thomas Stryzinski . . . Married, wife Angie, with two sons, Daniel Jr. (13) and Eric (11) . . . The Stryzinskis reside in Leawood, Kansas.



### STRYZINSKI'S NFL STATISTICS



#### PUNTING

Year	Team	G-S	No.	Yds.	Avg.	TB	In 20	LG	Blk.	Net Avg.
1990	Pittsburgh	16-0	65	2,454	37.8	5	18	51	1	34.1
1991	Pittsburgh	16-0	74	2,996	40.5	3	10	63	1	36.3
1992	Tampa Bay	16-0	74	3,015	40.7	11	15	57	0	36.2
1993	Tampa Bay	16-0	93	3,772	40.6	3	24	57	1	35.3
1994	Tampa Bay	16-0	72	2,800	38.9	6	20	53	0	35.9
1995	Atlanta	16-0	67	2,759	41.2	5	21	64	0	36.2
1996	Atlanta	16-0	75	3,152	42.0	4	22	58	0	35.5
1997	Atlanta	16-0	89	3,498	39.3	9	20	57	0	36.7
1998	Atlanta	16-0	74	2,963	40.0	7	25	55	0	36.6
1999	Atlanta	16-0	80	3,163	39.5	4	27	55	0	37.1
2000	Atlanta	16-0	84	3,447	41.0	5	27	60	1	37.9
2001	Kansas City	16-0	73	2,976	40.8	5	27	76	0	35.6
<b>Totals</b>		<b>192-0</b>	<b>920</b>	<b>36,995</b>	<b>40.2</b>	<b>67</b>	<b>256</b>	<b>76</b>	<b>4</b>	<b>36.1</b>

**Additional Stats:** Completed two passes for 14 yards in '92. Has rushed five times for 14 yards – three rushes for 17 yards in '90, one rush for seven yards in '92 and one rush a 10-yard loss in 2001. Recovered a fumble in '90. Had one special teams tackle in 2001.

#### POSTSEASON

Year	Team	G-S	No.	Yds.	Avg.	TB	In 20	LG	Blk.	Net Avg.
1995	Atlanta	1-0	5	183	36.6	0	1	42	0	22.2
1998	Atlanta	3-0	8	341	42.6	1	4	56	0	41.3
<b>Totals</b>		<b>4-0</b>	<b>13</b>	<b>524</b>	<b>40.3</b>	<b>1</b>	<b>5</b>	<b>56</b>	<b>0</b>	<b>40.2</b>

#### SINGLE GAME CAREER HIGHS

**Punts:** 10 at Detroit (11/12/00)

at Green Bay (11/28/93)

**Long Punt:** 76 vs. Oakland (9/9/01)

**Most Punts Inside the 20:** 5 at New Orleans (10/10/99)  
vs. Pittsburgh (10/14/01)

**STREAKS & MILESTONES:** Has forced the most fair catches (353) in NFL history since the stat started being recorded in '70. Has 920 punts to rank 20th in NFL history, needing 80 more to reach the 1,000-punt plateau and 108 more to surpass Rich Camarillo (1,027) for 10th in NFL annals.



#### NFL RECORD BOOK MOST FAIR CATCHES FORCED, CAREER



1. 353 Dan Stryzinski . . . . . 1990-01
2. 250 Chris Mohr . . . . . 1989-01
3. 236 Jeff Feagles . . . . . 1988-01
4. 209 Tommy Barnhardt . . . . . 1987-00
5. 201 Sean Landeta . . . . . 1985-01

\* Stat kept since 1970.



#### NFL RECORD BOOK MOST FAIR CATCHES FORCED, 1990-01



1. Dan Stryzinski . . . . . 353
2. Chris Mohr . . . . . 238
3. Jeff Feagles . . . . . 213
4. Tommy Barnhardt . . . . . 195
5. Louie Aguiar . . . . . 164



#### CHIEFS RECORD BOOK MOST PUNTS INSIDE THE 20 SEASON



1. 29 Louie Aguiar . . . . . 1995
2. 28 Louie Aguiar . . . . . 1997
- Todd Sauerbrun . . . . . 2000
4. 27 Dan Stryzinski . . . . . 2001
5. 25 Louie Aguiar . . . . . 1996
- Kelly Goodburn . . . . . 1989

\* Stat kept since 1970.



#### CHIEFS RECORD BOOK LONGEST PUNTS



1. 76 Dan Stryzinski vs. Oakland . . 9/9/01
2. 74 Bob Grupp vs. San Diego . . . 11/4/79
3. 72 Jerrell Wilson vs. San Diego . . 9/29/63
4. 70 Jerrell Wilson vs. Denver . . . 11/11/64
- Jerrel Wilson vs. Buffalo . . . 10/18/64
- Jerrel Wilson vs. Houston . . 11/28/68



## JOHN TAIT

**TACKLE - 6-6 - 323**

**BRIGHAM YOUNG  
DRAFT (NO. 1 - 1999)  
NFL: 4 (4TH WITH CHIEFS)  
BORN: JANUARY 26, 1975  
PHOENIX, ARIZONA  
GP/GS: (43/34) PLAYOFFS: (0/0)**



**Pro Career:** Powerful young offensive tackle poised to make the move from left tackle to right tackle in 2002 ... After opening 34 contests on the left end of Kansas City's offensive front over the past three seasons, will make the shift to the right side to accommodate seven-time Pro Bowl left tackle Willie Roaf, who was acquired via a trade with New Orleans on March 26th ... Was unquestionably a solid performer at left tackle and will look to elevate his performance in a new role this season ... Entered the starting lineup at left tackle late in his rookie campaign before taking over those duties on a full-time basis in 2000 ... Possesses the prototypical size, strength and agility to play the tackle position ... Has all the tools and the tenacity to make the transition from a consistent player at his position to a truly dominant performer ... Mild-mannered off the field, shows a nasty side once he crosses the stripe onto the playing surface ... Relentless competitor who refuses to appease would-be pass rushers, putting up a tooth-and-nail fight on every down ... A dedicated technician who has made dramatic strides in each of his two previous seasons with Kansas City ... Tabbed with the 14th overall selection in the '99 NFL Draft by the Red and Gold, was the first lineman taken that year, a distinction he continues to justify ... Tait's selection marked the first time in Chiefs history the club had used its initial draft pick to select an offensive tackle two consecutive years after taking Victor Riley in '98 ... Joins Roaf to give the Chiefs an imposing pair of bookends on the offensive front ... Is not only an explosive drive blocker in the running game, but is also adept as a pass protector ... Will unquestionably benefit from the tutelage of Roaf, one of the NFL's finest offensive tackles to enter the league over the past decade ... Despite missing all of training camp and the preseason in '99 due to a contract holdout, made rapid progress upon joining the club on September 9th of that year ... Played in 12 games with three starts as a rookie, seeing action at left tackle and also working as a wedge man on the club's kickoff return unit ... Continued that progress in 2000 when he started all 15 contests he played in and started all 16 games in 2001 ... In total, has seen action in 43 games for the Chiefs with 34 starts ... Was the club's first draft choice from Brigham Young since tabbing center Orrin Olsen in the eighth round of the '76 draft ... Originally entered the NFL as a first-round selection (14th overall) of Kansas City in the '99 NFL Draft. **2001:** Started 16 games at left tackle for the first time in his career ... Opened holes for RB Priest Holmes to become just the second Chiefs player to win the NFL rushing title with a franchise-record 1,555 yards ... Started his 18th consecutive game at left tackle in the season finale at Seattle (1/6/02). **2000:** Started 15 games at left tackle ... Left the game in the fourth quarter with a knee injury and did not return at New England (12/4) ... Was inactive vs. Carolina (12/10) due to a knee injury suffered at New England (12/4) ... Returned to the starting lineup vs. Denver (12/17) ... Was part of a team-record effort when the Chiefs did not permit a sack in those contests vs. the Patriots, Panthers and Broncos. Although out of the lineup vs. Carolina, started the other two contests in that record-setting three-game stretch. **1999:** Saw duty in 12 games with three starts ... Played at left tackle and as a tackle eligible in goal line sets ... Also saw duty on the kickoff return unit in the season's final five contests ... Began the regular season on the NFL Roster Exemption list for the season's opening two contests at Chicago (9/12) and vs. Denver (9/19) after signing with the club on September 9th ... Made his NFL debut vs. New England (10/10) when he lined up as a tackle eligible in the club's goal line offense ... Made his first NFL start at left tackle, replacing an injured Glenn Parker at Oakland (11/28) ... Also started at left tackle for Parker vs. Pittsburgh (12/18) and at Seattle (12/26) ... Played but did not start vs. Oakland (1/2/00).

**College:** Started all 37 games he saw duty in during his three-year college playing career under head coach LaVell Edwards at BYU ... An All-America pick his final season, also earned first team All-Western Athletic Conference honors as both a junior and a senior ... Was eligible for a fifth year of college action after redshirting as a true freshman in '93, but had already completed his degree and declared for the draft ... Served as a captain for the BYU offense and started all 13 games at left tackle in his final season in '98 ... Earned first team All-America honors from *Football News* that year and was named National Offensive Lineman of the Year selection by *The Sports Network* ... Was a first team All-WAC choice, as well ... Posted 127 knockdown blocks in his junior campaign for a BYU

offense which averaged 381.7 yards per game ... Started nine games at left tackle as a sophomore, missing two contests due to injury ... Had 79 knockdown blocks on the year ... Did not play vs. Tulsa or Texas-El Paso due to a knee sprain ... Started all 15 games at left tackle as a freshman in '96 ... A freshman All-America selection of *The Sporting News* ... Delivered 76 knockdowns and helped the BYU offense roll up 478.0 yards per game ... Helped lead the club to a 19-15 win over Kansas State in the Cotton Bowl ... Did not play football from '94-95 ... Served on an LDS church mission to Tennessee ... Redshirted as a freshman in '93 ... Earned a degree in Communications from BYU.

**Personal:** Lettered three times in football and twice in track and field (shot put and discus) at McClintock High School in Tempe, Arizona ... Was an All-State, All-Region and All-City selection in football as both a junior and senior ... Established the "John Tait Foundation" in 2001, which promotes a healthy start in children's lives through research, health care, healthy life choices by youth and access to the arts ... Sends 76 children with cancer to Camp Quality through his "76 for 76" program ... Provides funds to expand art programs for disadvantage youth at Accessible Arts and the Kemper Museum of Contemporary Art ... Undergoing docent training at the Kemper Museum so that he can lead youth tours ... Honorary Chairman for the annual Childrens Spot auction, benefiting challenged children ... Full name: John Bernard Tait ... Single ... Resides in Overland Park, Kansas.

**Games Played/Games Started:** 1999 (12/3), 2000 (15/15), 2001 (16/16) — 43/34.

**STREAKS AND MILESTONES:** Has opened 18 consecutive games dating back to a contest vs. Denver (12/17/00).



## JABBAR THREATS

**DEFENSIVE END - 6-5 - 273**

**MICHIGAN STATE**

**FREE AGENT (2002)**

**NFL: 3 (1ST WITH CHIEFS)**

**BORN: APRIL 26, 1976**

**SPRINGFIELD, OHIO**

**GP/GS: (4/0) PLAYOFFS: (0/0)**



**Pro Career:** Defensive end candidate who enters his fifth NFL training camp in 2002 and his second with the Chiefs ... Signed with Kansas City on January 14th of this year as a free agent ... Projected to compete at the left defensive end spot for the Chiefs ... Attended training camp with the Chiefs last season, but was released on September 2nd ... Spent the 2000 and 2001 campaigns playing in NFL Europe with the Scottish Claymores ... Did not go to training camp in 2000 after being released in the Jaguars camp in '99 ... Was picked up by Green Bay during the '99 preseason, but could not crack the Packers roster for Opening Day ... Saw action in four regular season games with Jacksonville from '97-98, recording two tackles and a special teams stop ... Originally entered the NFL as a rookie free agent with Jacksonville in '97. **NFL Europe (2000-01):** Saw duty in 20 games during his two seasons in Eurpoe ... Produced 50 tackles (36 solo), 10.0 sacks, six passes defended, a forced fumble and a blocked punt ... Was also a member of the Scottish Claymore squad that played in World Bowl XIII in 2000. **2001:** Appeared in 10 games (five starts) with the Scottish Claymores ... Had 22 tackles (18 solo) with 3.0 sacks and two passes defended ... Also blocked a punt. **2000:** Played in 10 regular season games and World Bowl XIII for the Scottish Claymores ... Recorded 28 tackles (18 solo), a team-leading 7.0 sacks and a forced fumble ... Saw duty in World Bowl XIII vs. the Rhein Fire. **At Jacksonville (1997-98):** Played in four regular season games and had two tackles ... Also had one special teams stop. **1998:** Saw action in two games and made two tackles as a reserve right defensive end ... Replaced an injured Jeff Lageman at Chicago (9/6) and made one tackle ... Recorded one tackle vs. Kansas City (9/13) ... Suffered a sprained right knee in practice on September 16th and was placed on injured reserve on October 1st where he spent the remainder of the season. **1997:** Played in two games, making one tackle on special teams ... Was one of four players available in the NFL's June Supplemental Draft, but was not selected ... Joined the Jaguars as a rookie free agent ... Was one of only two rookie free agents (CB Kevin Devin was the other) to make the team ... Led the team with 3.5 sacks in the preseason ... Saw action in two games making one tackle ... Was inactive for the season's first eight games ... Made his NFL debut at Tennessee (11/2) and recorded one tackle on special teams ... Took two snaps vs. Tennessee (11/16) ... Was active but did not play at Cincinnati (11/23) ... Was inactive for the club's final five regular season games and the club's AFC Wild Card Game appearance at Denver (12/27).

**College:** Did not play for Michigan State in '96 after he started all 12 games in '95 ... Finished the '95 campaign sixth on the squad with 58 tackles and led the squad with 11.0 tackles for loss (-43.0 yards) ... Was a two-year starter at Garden City Community College before moving to Michigan State ... Had 82 tackles, 16.0 sacks and was the Kansas Junior College Conference Defensive Lineman of the Year in '94 ... Was a first team All-America selection by *Junior College Gridwire* ... Majored in Family Community Services at Michigan State.

**Personal:** Was named the Southwest Ohio Defensive Player of the Year and was an All-State selection as a senior at Springfield North High School in Springfield, Ohio ... Played in the Ohio North-South All-Star game ... Full name: Anthayus Jabbar Threats (pronounced THREETS) ... Single ... Resides in Springfield, Ohio.

		THREATS' NFL STATISTICS								
Year	Team	G-S	TACKLES			FUMBLES		SACKS No./Yds.	PASSES Defensed	SP. TEAM Tackles
			Solo	Asst.	Total	Rec.	For.			
1997	Jacksonville	2-0	0	0	0	0	0	0.0/0.0	0	1
1998	Jacksonville	2-0	1	1	2	0	0	0.0/0.0	0	0
<b>Totals</b>		<b>4-0</b>	<b>1</b>	<b>1</b>	<b>2</b>	<b>0</b>	<b>0</b>	<b>0.0/0.0</b>	<b>0</b>	<b>1</b>



## LAWRENCE TYNES

**KICKER - 6-0 - 187**

**TROY STATE**

**FREE AGENT (2002)**

**NFL: 1 (1ST WITH CHIEFS)**

**BORN: MAY 3, 1978**

**GREENOCK, SCOTLAND**


**GP/GS: (0/0) PLAYOFFS: (0/0)**



**Pro Career:** Scottish-born kicker is looking to take advantage of his second opportunity to crack the Chiefs 53-man roster ... Signed with the club on January 21st of this season after going to camp with the club as a rookie free agent in 2001 ... Faces a formidable battle in training camp competing against future Hall of Fame kicker Morten Andersen to be the team's kicker ... Poses a strong leg that can consistently drive the ball into the end zone on kickoffs and from beyond 50 yards on field goals ... Needs to develop his accuracy to make his mark in the NFL ... Returned to his birthplace this spring to play for the for the Scottish Claymores of NFL Europe to gain valuable game experience ... Attended training camp with the club last year, but was released on August 27th ... Originally entered the NFL as a rookie free agent with Kansas City in 2001. **NFL Europe (2002):** Played in 10 games as the long-distance place kicker for the Scottish Claymores ... Converted nine of 12 field goals (75.0%) for 27 points, with a long of 49 yards.

**College:** Connected on 45 of 62 field goals (72.6%) and 127 of 131 extra points (96.9%) during his four-year career at Troy State ... His 45 FGs topped the school record of 38 held by Ted Clem ('84-87) ... Scored 262 points to top the previous record of 252 points for kickers also held by Clem ... An All-America selection of the American Football Coaches Association, *The Sports Network* and AP as a senior ... A first team All-Southeast Football League choice ... Led the club in scoring with 88 points, connecting on 16 of 20 field goals and all 40 PATs ... Ranked first on the team in scoring with 73 points in '99 ... Connected on 11 of 15 FGs and 40 of 42 PATs ... An All-America honorable mention selection by *Football Gazette* as a sophomore ... Scored a team-high 64 points ... Converted 14 of 19 FG attempts and was perfect on 22 PATs ... Scored 37 points as a redshirt freshman, making four of eight FGs and 25 of 27 extra points ... Graduated from Troy State with a degree in Criminal Justice.

**Personal:** A prep standout kicker at Milton High School in Milton, Florida ... Born in Greenock, Scotland ... Full name: Lawrence James Tynes ... Single ... Resides in Milton, Florida.



## ERIC WARFIELD

CORNERBACK - 6-0 - 200

NEBRASKA

DRAFT (NO. 7A - 1998)

NFL: 5 (5TH WITH CHIEFS)

BORN: MARCH 3, 1976

VICKSBURG, MISSISSIPPI

GP/GS: (57/20) PLAYOFFS: (0/0)



**Pro Career:** Supremely talented cornerback enters his fifth season with the Chiefs in 2002 ... After opening four games in his initial three NFL campaigns, firmly put his grasp on Kansas City's right CB job a year ago when he started all 16 games at that position ... Heads into training camp with a starting post in hand for the first time in his career in 2001 after battling William Barteer for that spot last season ... Often showed flashes of brilliance during his early days in Kansas City, but now appears to have harnessed that talent, enabling him to compete on a consistent basis with the NFL's top wide receivers ... Owns excellent recovery speed and a remarkable vertical leap, giving him the ability to bat down balls and come up with big plays in key situations ... Produced a team-high four INTs a year ago, including one which he returned for a 51-yard TD ... Also tied for the squad lead with 11 passes defended ... Should his progress continue, could become a candidate to continue Kansas City's solid legacy of decorated performers at the cornerback position ... Benefitted greatly from the guidance of Chiefs secondary coach Peter Giunta and defensive coordinator Greg Robinson in 2001, both of whom have histories of getting the most out of their defensive backs ... Has made tremendous strides since joining the club as a seventh-round draft choice in '98 ... After appearing in just two games on defense and playing primarily on special teams as a rookie in '98, burst upon the scene as the Chiefs nickel corner in all 16 games in '99 and started one contest at left corner ... Appeared in 13 contests with three starts in 2000, but was hampered by a back injury for a good portion of the season before making his claim to the starting right CB job in 2001 ... Owns 57 games of regular season NFL experience with 20 starts ... Has tallied seven interceptions for 61 yards with a 51-yard TD, in addition to 123 tackles (94 solo), 24 passes defended, two forced fumbles and a QB pressure ... Has been a key special teams performer, owning 30 tackles and a forced fumble on special teams in the pros after producing three blocked kicks during his collegiate career ... Made the remarkable jump to the ranks of the NFL's up-and-coming cornerbacks after playing safety at the University of Nebraska ... Joined the Chiefs as the club's first of two selections in the seventh round (216th overall) of the '98 NFL Draft. **2001:** Opened all 16 games for the first time in his career, starting every game at right cornerback ... Produced a career-high 77 tackles (59 solo) ... Led the team with a career-high four interceptions (61 yards), including a 51-yard TD return ... Tied with Ray Crockett for the team lead with 11 passes defended and forced a pair of fumbles ... Recorded 10 tackles and a forced a fumble on special teams, as well ... Made a career-high 11 tackles (eight solo) vs. Oakland (9/9) and returned a Rich Gannon INT 51 yards for his first NFL touchdown ... Intercepted a Kerry Collins pass (0 yards) vs. the N.Y. Giants (9/23) to go along with eight tackles and a pass defended ... Produced two tackles and a pass defended at Washington (9/30) ... Recorded a tackle and two passes defended at Denver (10/7) ... Amassed seven tackles and a pass defended vs. Pittsburgh (10/14) ... Forced a Joel Makovicka fumble on defense and a MarTay Jenkins fumble on a kickoff return at Arizona (10/21) to go along with five tackles ... Collected eight tackles vs. Indianapolis (10/25) ... Tallied three tackles, a pass defended and a special teams stop at San Diego (11/4) ... Recorded five tackles and intercepted a Vinny Testaverde pass (0 yards) at the N.Y. Jets (11/11) ... Registered three tackles and a special teams stop vs. Seattle (11/25) ... Made four tackles and had two passes defended vs. Philadelphia (11/29) ... Totaled three tackles and a pair of special teams stops at Oakland (12/9) ... Amassed seven tackles and two passes defended, while forcing a Tony Carter fumble vs. Denver (12/16) ... Tallied seven tackles and two special teams takedowns vs. San Diego (12/23) ... Collected two defensive tackles and a pair of special teams stops at Jacksonville (12/30) ... Returned a Trent Dilfer INT eight yards at Seattle (1/6/02), adding a tackle, a pass defended and a special teams stop. **2000:** Played in 13 games with three starts at left CB, collecting 22 tackles (19 solo) and a pass defended ... Had four special teams tackles, as well ... Started vs. Indianapolis (9/3), collecting a season-high eight tackles (all solo) ... Opened at Tennessee (9/10), registering three solo tackles ... Had one pass defended vs. San Diego (9/17) ... Saw action as the nickel CB at Denver (9/24) ... Served as the nickel CB vs. Seattle (10/2), recording three solo stops ... Was inactive due to a back injury vs. Oakland (10/15), vs. St. Louis (10/22) and at Seattle (10/29) ... Saw action as the dime CB and on special teams at Oakland (11/5) and at San

Francisco (11/12) ... Recorded one solo tackle and a career-high tying two tackles on KO coverage vs. Buffalo (11/19) ... Started at left CB at San Diego (11/26), making five tackles and one stop on KO coverage ... Had one tackle at New England (12/4) ... Saw action on special teams vs. Carolina (12/10) ... Collected one solo tackle as the dime CB vs. Denver (12/17) ... Had one tackle on punt coverage at Atlanta (12/24). **1999:** Saw duty at CB in 16 games (one start), tallying 30 tackles (20 solo), three INTs, 12 passes defended and one QB pressure ... Also saw action on special teams in every game, producing 10 tackles in the kicking game ... Recorded two solo tackles and one QB pressure at Chicago (9/12) ... Produced his first NFL interception off Bobby Brister in a 26-10 win vs. Denver (9/19) ... Collected one tackle and two passes defended vs. Detroit (9/26) ... Produced a career-high three passes defended and a special teams stop at San Diego (10/3) ... Tallied four tackles vs. New England (10/10) ... Collected two passes defended at Baltimore (10/21) ... Posted two tackles and an INT of Jon Kitna vs. Seattle (11/21) ... Produced three solo tackles and a career-high tying two special teams takedowns at Oakland (11/28) ... Recorded four tackles and a pass defended at Denver (12/5) ... Talled two solo tackles vs. Minnesota (12/12) ... Replaced an injured James Hasty for his first NFL start at CB vs. Pittsburgh (12/18), recording an INT off of Mike Tomczak to go along with three tackles, two passes defended and two special teams stops ... Collected a tackle and a pass defended at Seattle (12/26) ... Talled a career-high six tackles (four solo) vs. Oakland (1/2/00). **1998:** Appeared on special teams in 12 games and had six tackles ... Saw action in two games as an extra cornerback, but did not record any stats ... First pro duty came on special teams vs. Oakland (9/6) ... Recorded a tackle on kickoff coverage at Jacksonville (9/13) ... Inactive vs. San Diego (9/20) ... Played on special teams at Philadelphia (9/27) ... Listed as inactive vs. Seattle (10/4) ... Appeared on special teams at New England (10/11) ... Made one tackle on kickoff coverage vs. Pittsburgh (10/26) ... Saw time on special teams vs. the N.Y. Jets (11/1), at Seattle (11/8) and vs. Denver (11/16) ... First action as an NFL cornerback came in the club's dime package at San Diego (11/22), logging one tackle on kickoff coverage ... Inactive vs. Arizona (11/29) ... Produced a career-high two special teams tackles at Denver (12/6) ... Inactive vs. Dallas (12/13) ... Appeared on special teams and as a reserve cornerback at the N.Y. Giants (12/20) ... Had one special teams stop at Oakland (12/26).

**College:** A three-year letterwinner as a safety for Nebraska ... Saw duty in 35 regular season contests, finishing his career with 107 tackles (48 solo), to go along with five interceptions for 27 yards, one forced fumble, nine passes defended and three blocked punts ... Part of Nebraska's National Championship squad in '95 ... Also played in the club's '96 and '97 bowl berths ... Played in all 12 regular season games as a senior in '97, starting at free safety in every appearance except the Oklahoma game ... A third team All-Big 12 Conference selection ... Recorded 52 tackles (23 solos) with two INTs and a pair of stops behind the line of scrimmage ... Saw special teams duty and reserve action at free safety in all 12 contests as a junior ... Racked up 39 tackles (18 solos) with a forced fumble and two tackles for loss ... Intercepted three passes and was credited with three passes defenses ... Also had three blocked kicks ... Played in 11 contests on special teams and earned a scholarship as a sophomore ... Also saw reserve action on defense, finishing the year with 16 tackles (seven solos) and two pass deflections ... Enrolled at Nebraska in January of '95 and did not play football in '94 ... Majored in Sociology at Nebraska.

**Personal:** First player from the state of Arkansas to earn a football scholarship for the Cornhuskers since those records began being kept in '71 ... Full name: Eric Andrew Warfield ... Single ... Resides in Olathe, Kansas.



### WARFIELD'S NFL STATISTICS



Year	Team	G-S	INTERCEPTIONS				TACKLES			FUMBLES		PASSES		SP. TEAM
			No.	Yds.	LG	TD	Solos	Asst.	Total	Rec.	For.	Defensed	Tackles	
1998	Kansas City	12-0	0	0	--	0	0	0	0	0	0	0	0	6
1999	Kansas City	16-1	3	0	0	0	16	8	24	0	0	12	10	
2000	Kansas City	13-3	0	0	--	0	19	3	22	0	0	1	4	
2001	Kansas City	16-16	4	61	51	1	59	18	77	0	2	11	10	
<b>Totals</b>		<b>57-20</b>	<b>7</b>	<b>61</b>	<b>51</b>	<b>1</b>	<b>94</b>	<b>29</b>	<b>123</b>	<b>0</b>	<b>2</b>	<b>24</b>	<b>30</b>	

**Additional Stats:** Had one quarterback pressure in '99. Returned an INT 51 yards for a TD vs. Oakland (9/9/01). Forced a fumble on special teams at Arizona (10/21/01).

#### SINGLE GAME CAREER HIGHS

**Tackles:** 11 (eight solo) vs. Indianapolis (9/3/00)

**Passes Defensed:** 3 at San Diego (10/3/99)

**Forced Fumbles:** 1 at Arizona (10/21/01) vs. Denver (12/16/01)

**Interceptions:** 1, seven times, last at Seattle (1/6/02)

**Sp. Teams Tackles:** 2, four times, last vs. Buffalo (11/19/00)



## BRIAN WATERS

GUARD • 6-3 • 318

NORTH TEXAS  
FREE AGENT (2000)  
NFL: 3 (3RD WITH CHIEFS)  
BORN: FEBRUARY 18, 1977  
WAXAHACHIE, TEXAS  
GP/GS: (22/8) PLAYOFFS: (0/0)



**Pro Career:** Developing young offensive lineman entering his third season with the Chiefs in 2002 ... Worked exclusively on special teams during his debut with the club in 2000, but quickly assumed a larger role a year ago ... Opened the season at center when starter Casey Wiegmann was injured, but by year's end had a firm grasp of the club's starting spot at left guard ... Started the final seven games of the year at left guard where he is slated to work once again this year ... Continues to hone his skills working with the Chiefs offensive line coach Mike Solari and is just beginning to tap his potential ... Extremely powerful performer is regarded as one of the strongest players on the Chiefs roster ... Has experience at the collegiate level serving as a tight end and a defensive lineman, giving him a vast background to call upon ... Has seen duty in 22 games (eight starts) ... Has opened seven games at left guard and one game at center in addition to seeing action at fullback in short yardage formations on offense ... Spent the spring of 2000 playing in NFL Europe ... Entering his third camp with the Chiefs after originally signing with the club on January 11th of 2000 ... Attended training camp with Dallas in '99, but was subsequently released by the Cowboys on their final cut on September 5th and did not catch on with another team ... Originally entered the NFL as a rookie free agent with Dallas in '99. **2001:** Played in 16 games with eight starts ... Opened one game at center and seven at left guard ... Took snaps on offense in 11 games and had two special teams stops ... Also worked as a FB in goal line and short yardage situations ... Helped RB Priest Holmes rush for a team-record 1,555 yards to become the second Chiefs running back to win the NFL rushing title ... Made his first NFL start at center vs. Oakland (9/9) in place of an injured Casey Wiegmann ... Collected his first NFL special teams stop at Washington (9/30) ... Recorded a special teams tackle and saw action as a fullback in the club's short yardage and goal line formations at Arizona (10/21) ... Played FB in the club's short yardage and goal line formations vs. Indianapolis (10/25) and at San Diego (11/4) ... Saw action on the PAT protection and kickoff return teams at the N.Y. Jets (11/11) ... Started his first career game at left guard in place of an injured Donald Willis vs. Seattle (11/25) and opened the final six games at left guard. **2000:** Played in six games on special teams ... Inactive for nine games ... Was active but did not play at Oakland (11/5) ... Made his NFL debut vs. Buffalo (11/19), playing on special teams ... Saw action on special teams at San Diego (11/26), at New England (12/4), vs. Carolina (12/10), vs. Denver (12/17) and at Atlanta (12/24). **NFL Europe (2000):** Started every game at center for the Berlin Thunder ... Helped Berlin average 4.8 yards per play.

**College:** Played in 44 career games for North Texas, starting at tight end for three years before switching to defensive end for his senior season ... Hauled in 86 receptions for 975 yards and nine TDs in three years on offense ... Defensively, recorded 45 tackles (32 solo), 5.0 sacks and two tackles for loss ... Started at defensive tackle and served as the backup tight end his senior season ... Grabbed 45 tackles, 5.0 sacks and two tackles for loss ... Also saw action on the offensive side of the ball catching four passes for 66 yards with one TD ... Earned first team All-Big West Conference honors at defensive tackle ... Finished his junior season ranked third on the team with 27 receptions for 371 yards ... Caught a 62-yard bomb for a TD, the longest of his career ... Led the team with 28 catches and four TDs, gaining 272 yards of total offense as a sophomore ... Played in all 11 games, recording 27 catches for 26 yards and four TDs as a freshman ... Majored in Community Service at North Texas.

**Personal:** Served as an All-District tight end and defensive end at Waxahachie High School in Waxahachie, Texas ... Caught 16 passes for 380 yards, in addition to recording 5.0 sacks and 66 tackles as a senior ... Full name: Brian Demond Waters ... Single ... Resides in Kansas City, Missouri.

**Games Played/Games Started:** 2000 (6/0), 2001 (16/8) — 22/8.

**Additional Stats:** Had two special teams tackles in 2001.

**STREAKS & MILESTONES:** Was the first center to start on Opening Day for Kansas City other than Tim Grunhard since Pro Football Hall of Famer Mike Webster did it vs. Minnesota (9/9/90).



## GREG WESLEY

**SAFETY - 6-2 - 203**

**ARKANSAS - PINE BLUFF**

**DRAFT: (NO. 3 - 2000)**

**NFL: 3 (3RD WITH CHIEFS)**

**BORN: MARCH 19, 1978**

**LITTLE ROCK, ARKANSAS**

**GP/GS: (32/32) PLAYOFFS: (0/0)**







**Pro Career:** Bone-rattling strong safety entered the NFL as an unheralded third-round draft choice out of Arkansas - Pine Bluff in 2000 ... Is quickly making a name for himself across the league as he frequently provides an "up-close and personal" introduction to receivers who tread across his turf in the Chiefs secondary ... A punishing performer who is rapidly earning a reputation as one of the league's most devastating hitters ... Should only continue to refine his game as he enters his third season as the club's starter at the strong safety position ... Has opened the first 32 games of his young NFL career, making him the first Chiefs player to do that since Chiefs Hall of Fame inductee DE Art Still in '78-'79. The only other Kansas City player to hold that distinction since the AFL-NFL merger in '70 is S Gary Barbaro, who started his first 32 games over the course of the '76-'78 campaigns ... Owns 227 career tackles (159 solo), the highest total ever assembled by a Chiefs defensive back in his initial two pro seasons ... Is also the first defensive back in Kansas City annals and just the fourth player in team history to register 100+ tackles in each of his first two NFL campaigns ... Took another step in his development with another solid season a year ago ... That came on the heels of a sensational rookie effort in 2000 when he became the first Chiefs rookie to start all 16 games since CB Kevin Ross in '84 ... Also earned the Chiefs prestigious Mack Lee Hill Award presented annually to the team's top rookie or first-year performer and was a consensus All-Rookie selection, receiving those honors from *Pro Football Weekly*, *Football News* and *Football Digest* ... Kansas City knew it had a talent on its hands when the club drafted him, but no one could have envisioned the impact this hard-hitting competitor would make during his remarkable rookie season ... Was billed by the Chiefs as potentially one of the best steals of the 2000 draft, a claim which certainly proved to be prophetic ... Truly a unique story in today's age of NFL scouting which leaves virtually no stone unturned ... Became eligible for the draft after the 2000 combine and was worked out on his college campus by just eight NFL clubs, including the Chiefs ... Has a history of surprising people with his athletic skills, however ... Was "discovered" at Arkansas - Pine Bluff by an assistant football coach who saw him dunk in an intramural basketball contest ... Had already planned to join the Golden Lions football team as a walk-on in '97, but that performance truly heightened the coaching staff's interest in him ... Despite playing essentially just two seasons on defense in college, quickly made the transition to the pro game in Kansas City ... Is still learning the finer points of playing against NFL offenses, but is an extremely quick study ... Possesses uncanny natural instincts for the game which simply can't be taught ... Has excellent range and can close ground in a hurry ... Is a vicious hitter who isn't afraid to step up in run support or create mayhem for opposing receivers ... Has also worked on special teams when called upon ... In 32 career games (all starts), has produced 227 tackles (159 solo) and four INTs for 72 yards, in addition to 18 passes defended, three fumble recoveries, three forced fumbles, 12 special teams stops and nine QB pressures ... The first Chiefs player to ever come out of Arkansas - Pine Bluff, which was formerly known as Arkansas AM&N ... Was tabbed by Kansas City in the third round (85th overall) of the 2000 NFL Draft. **2001:** Started all 16 games at strong safety for the second consecutive year ... Became only the third player in Chiefs history since '70 to start the first 32 games of his career and was the first to do it since DE Art Still in '78-'79 ... Recorded 126 tackles (76 solo) to rank third on the team and lead all Chiefs defensive backs ... Became the first Kansas City defensive back and just the fourth player in Chiefs history and the first defensive back to produce 100+ tackles in his first two NFL seasons ... Also added 2.0 sacks (-12.0 yards), five tackles for loss, two INTs, six QB pressures, two fumble recoveries, a forced fumble and seven passes defended ... Had four special teams stops, as well ... Collected seven tackles vs. Oakland (9/9), as well as a sack and strip (-7.0 yards) of Rich Gannon ... Recorded 12 tackles, including one for loss vs. the N.Y. Giants (9/23) ... Intercepted a Tony Banks pass at Washington (9/30), returning it a career-long 30 yards, to go along with four tackles ... Recorded five tackles and tied a career-high with two QB pressures at Denver (10/7) ... Produced nine tackles, a QB pressure and two passes defended vs. Pittsburgh (10/14) ... Registered a career-high 13 tackles at Arizona (10/21) ... Recorded eight tackles and a pass defended vs. Indianapolis (10/25) ... Collected six tackles with one coming behind the line at San Diego (11/4) ...

Amassed nine tackles, a pass defended and recovered a Vinny Testaverde fumble at the N.Y. Jets (11/11) ... Tied a career high with two QB pressures vs. Seattle (11/25) to go with five tackles and a sack (-5.0 yards) of Matt Hasselbeck ... Tied a career-high with 13 tackles vs. Philadelphia (11/29) and returned a Donovan McNabb INT 13 yards ... Collected six tackles and recovered a Rich Gannon fumble at Oakland (12/9) ... Amassed five tackles with one behind the line vs. Denver (12/16) ... Recorded seven tackles and a QB pressure vs. San Diego (12/23) ... Produced a team-high 10 tackles and two passes defended at Jacksonville (12/30) ... Credited with a pass defended and seven tackles at Seattle (1/6/02). **2000:** Started all 16 games at strong safety, becoming the first rookie to open all 16 contests since CB Kevin Ross in '84 ... Voted by his teammates as the club's Mack Lee Hill Award recipient as the Chiefs most outstanding rookie or first-year player ... Compiled 101 tackles (83 solo) to rank third on the team ... Those 101 tackles were the fourth-highest total ever by a Chiefs rookie and the most-ever by a KC rookie defensive back ... Led the team with 11 passes defended and tied for second with two INTs ... Also had 1.0 sack (-11.0 yards), two forced fumbles, a fumble recovery, three QB pressures and eight special teams tackles ... Started in his first NFL game vs. Indianapolis (9/3), tallying eight tackles (five solo) and one pass defended. Became the first Chiefs rookie to start on Opening Day since LB Percy Snow in '90 and was the first rookie safety to start for Kansas City in the first regular season game of the season since S Gary Barbaro in '76 ... Collected nine solo tackles and one pass defended at Tennessee (9/10) ... Produced four tackles (three solo) and one special teams stop vs. San Diego (9/17) ... Registered his first NFL sack at Denver (9/24), spinning around a would-be blocker to take down Gus Frerotte (-11.0 yards) and force a fumble on the play with Kansas City trailing 22-14 in the fourth quarter. That sack and strip marked a pivotal turnaround in the Chiefs 23-22 comeback victory ... Compiled five tackles and forced a Shaun Alexander fumble in the fourth quarter vs. Seattle (10/2) ... Had seven tackles (six solo) vs. Oakland (10/15) ... Totaled four tackles (two solo), one QB pressure, one pass defended and registered his first career INT off current KC signal-caller Trent Green (28 yards) vs. St. Louis (10/22) ... Amassed five solo tackles, a career-high three passes defended and an INT off Jon Kitna at Seattle (10/29), his second consecutive game with an INT. Also had two tackles on KO coverage ... Posted six solo tackles on defense and two tackles on special teams at Oakland (11/5) ... Compiled a career-high tying nine tackles (eight solo) at San Francisco (11/12) ... Contributed seven tackles (six solo) and two passes defended vs. Buffalo (11/19) ... Produced six tackles and two QB pressures at San Diego (11/26) ... Totaled eight tackles (six solo) and a fumble recovery at New England (12/4) ... Tallied four solo tackles, two passes defended and two tackles on KO coverage vs. Carolina (12/10) ... Collected five tackles and a special teams tackle vs. Denver (12/17) ... Posted eight tackles (seven solo) and a pass defended at Atlanta (12/24).

**College:** Saw duty in 33 games (22 starts) during his collegiate career at Arkansas-Pine Bluff, totaling 121 tackles (76 solo), nine tackles for a loss (-22 yards), eight interceptions for 88 yards, a fumble recovery, a forced fumble and 21 passes defended ... Also contributed a sack and 20 special teams stops ... Talented athlete who didn't originally enroll at Arkansas - Pine Bluff with the intention of playing collegiate football ... Was discovered by a Pine Bluff assistant gridiron coach after he saw him dunk in an intramural basketball contest in November of '96 ... Subsequently joined the Golden Lions as a walk-on in '97 after not playing as a freshman in '96 ... Started all 11 games at free safety and ranked third on the squad with 62 tackles (36 solo) in '99 ... Produced four INTs for 68 yards and also added six tackles for loss (-18 yards), five passes defended ... Got a season-high 10 tackles vs. Alabama A&M ... Was a second team All-Southwestern Conference performer in '98 at free safety ... In 11 starts, racked up 54 tackles (35 solo), four interceptions for 17 yards, a forced fumble and a pair of tackles for loss ... Led the conference with a career-high 16 passes defended ... Joined the team as a walk-on as a sophomore in '97 ... Was named the club's special teams MVP by the coaching staff ... Had five tackles, one sack and a fumble recovery in his first season with the club ... Also racked up an incredible 20 tackles on special teams ... Majored in Business Management at Arkansas - Pine Bluff.

**Personal:** An exceptional prep athlete, was named to the Arkansas All-State basketball team as a senior ... Full name: Gregory Lashon Wesley ... Single ... Resides in Leawood, Kansas.

 <b>CHIEFS RECORD BOOK</b> <b>MOST TACKLES</b> <b>ROOKIE, SEASON</b> 	
1.	144 LB Gary Spani ..... 1978
2.	140 LB Dino Hackett..... 1986
3.	120 DE Art Still ..... 1978
4.	<b>101 S Greg Wesley ..... 2000</b>
5.	98 CB Kevin Ross ..... 1984

 <b>CHIEFS RECORD BOOK</b> <b>MOST TACKLES</b> <b>FIRST TWO SEASONS</b> 	
1.	301 LB Gary Spani ..... 1978-79
2.	257 DE Art Still ..... 1978-79
3.	243 LB Dino Hackett ..... 1986-87
4.	<b>227 S Greg Wesley ..... 2000-01</b>
5.	209 CB Kevin Ross ..... 1984-85



## WESLEY'S NFL STATISTICS




Year	Team	G-S	INTERCEPTIONS				TACKLES			FUMBLES		PASSES	SACKS
			No.	Yds.	LG	TD	Solos	Asst.	Total	Rec.	For.	Defensed	No./Yds.
2000	Kansas City	16-16	2	28	28	0	83	18	101	1	2	11	1.0/11.0
2001	Kansas City	16-16	2	44	30	0	76	50	126	2	1	7	2.0/12.0
<b>Totals</b>		<b>32-32</b>	<b>4</b>	<b>72</b>	<b>30</b>	<b>0</b>	<b>159</b>	<b>68</b>	<b>227</b>	<b>3</b>	<b>3</b>	<b>18</b>	<b>3.0/23.0</b>

**Additional Stats:** Has 12 career special teams tackles – eight in 2000 and four in 2001. Has nine career QB pressures – three in 2000 and six in 2001.

### SINGLE GAME CAREER HIGHS

**Tackles:** 13 (seven solo) at Arizona (10/21/01) **INT Return Yards:** 30 at Washington (9/30/01)  
 13 (five solo) vs. Philadelphia (11/29/01) **Long INT Return:** 30 at Washington (9/30/01)  
**Sacks:** 1.0 at Denver (9/24/00) **Forced Fumbles:** 1 at Denver (9/24/00)  
 vs. Oakland (9/9/01) vs. Seattle (10/2/00)  
 vs. Seattle (11/25/01) vs. Oakland (9/9/01)  
**Passes Defensed:** 3 at Seattle (10/29/00) **Fumble Recoveries:** 1 at New England (12/4/00)  
**QB Pressures:** 2, three times, last at N.Y. Jets (11/11/01)  
 vs. Seattle (11/25/01) at Oakland (12/9/01)  
**Interceptions:** 1 vs. St. Louis (10/22/00)  
 at Seattle (10/29/00)  
 at Washington (9/30/01)  
 vs. Philadelphia (11/29/01)

**STREAKS & MILESTONES:** Became the first rookie to start on Opening Day for Kansas City since LB Percy Snow in '90 and the first rookie safety to start for the Chiefs on Opening Day since Gary Barbaro in '76 when he opened vs. Indianapolis (9/3/00). His 227 tackles are the most ever by a Kansas City defensive back in his first two NFL seasons. Is one of just three Chiefs players since '70 to start the first 32 games of his pro career and just the fourth Chiefs player to record 100+ tackles in each of his first two NFL seasons.



## LYLE WEST

**SAFETY - 6-0 - 210**

**SAN JOSE STATE**

**FREE AGENT 2002**

**NFL: 3 (1ST WITH CHIEFS)**

**BORN: DECEMBER 20, 1976**

**COLUMBUS, GEORGIA**

**GP/GS: (22/1) PLAYOFFS: (3/0)**



**Pro Career:** Free agent safety making his second trip to training camp with the Chiefs in 2002 ... Will work behind veteran safeties Greg Wesley and Jerome Woods in the Kansas City defensive backfield ... Went to River Falls with the club a year ago, but was hampered by a hand injury suffered early in camp and was subsequently released on August 28th ... Has seen action in 22 regular season games (one start) with the N.Y. Giants from '99-00 ... Owns eight defensive stops and one fumble recovery to go along with 10 special teams tackles ... Has seen action in three playoff games, including an appearance in Super Bowl XXXV vs. Baltimore (1/28/01) ... Released by the Giants on May 15th of 2001 ... Originally entered the NFL as the first of three sixth-round draft choices (189th overall) by the N.Y. Giants in the '99 NFL Draft. **At N.Y. Giants (1999-00):** Saw action in 22 games (one start) during his two seasons in N.Y. ... Also played in three playoff games including Super Bowl XXXV vs. Baltimore (1/28/01) ... Made eight tackles on defense, a fumble recovery and 19 special teams tackles. **2000:** Played in all 16 regular season games (one start) ... Finished the season with a team-high 15 special teams tackles ... Also led the team in the postseason with five special teams tackles and added eight stops on defense (five solo) ... Saw action on special teams vs. Arizona (9/3) before replacing an injured Sam Garnes and making three tackles ... Started at Philadelphia (9/10) replacing an injured Garnes in the lineup and made a career-high three tackles ... Recorded one

special teams tackle vs. Washington (9/24) ... Saw action at strong safety vs. Tennessee (10/1) ... Recorded a special teams tackle and recovered a muffed punt to set up a touchdown at Atlanta (10/8) ... Posted two special teams tackles vs. Dallas (10/15) ... Had a special teams tackle at Cleveland (11/5) and vs. St. Louis (11/12) ... Played as a reserve safety and finished with two special teams tackles vs. Detroit (11/19) ... Recorded two defensive tackles and three special teams tackles vs. Pittsburgh (12/10) ... Recorded two special teams tackles at Dallas (12/17) ... Also saw action in three postseason games, leading the team with five special teams tackles and recovering a special teams fumble ... Had a special teams tackle vs. Philadelphia (1/7/01) in a NFC Divisional Playoff Game ... Recovered a fumble on a first quarter kickoff that the Giants turned into a touchdown vs. Minnesota (1/14/01) in the NFC Championship Game and added four special teams tackles ... Played in the Giants 34-7 loss in Super Bowl XXXV vs. Baltimore (1/28/01). **1999:** Played in six games working primarily on special teams his rookie campaign ... Finished the season with four special teams tackles ... Recorded a special teams tackle vs. Washington (9/19) and saw action at strong safety ... Pulled a hamstring in the fourth quarter at Arizona (10/10) ... Missed games vs. Dallas (10/18), vs. New Orleans (10/24) and at Philadelphia (10/31) ... Returned to action vs. Indianapolis (11/14) and recorded one special teams tackle ... Was inactive at Washington (11/21), vs. Minnesota (12/26) and at Dallas (1/2).

**College:** Played two years at San Jose State after beginning his college career at Chabot Junior College in Hayward, California ... Was an All-Western Athletic Conference first team pick as a senior at San Jose State ... Started 12 games leading the team with 122 tackles ... Added five passes defended and two interceptions ... Had four kickoffs for 105 yards ... Was a two-time All-Conference selection at Chabot ... Majored in Sociology at San Jose State.

**Personal:** Was an All-League, All-East Bay, All-Metro and All-Area selection as a prep at Washington High School in Fremont, California ... Also lettered in basketball ... Full name: Benjamin Lyle West ... Single ... Resides in Fremont, California.

WEST'S NFL STATISTICS													
		INTERCEPTIONS				TACKLES			FUMBLES		PASSES	SP TEAM	
Year	Team	G-S	No.	Yds.	LG	TD	Solos	Asst.	Total	Rec.	For.	Defensed	Tackles
1999	N.Y. Giants	6-0	0	0	--	0	0	0	0	0	0	0	4
2000	N.Y. Giants	16-1	0	0	--	0	8	0	8	0	0	0	15
<b>Totals</b>		<b>22-1</b>	<b>0</b>	<b>0</b>	<b>--</b>	<b>0</b>	<b>8</b>	<b>0</b>	<b>8</b>	<b>0</b>	<b>0</b>	<b>0</b>	<b>19</b>

**Additional Stats:** Recovered a fumble on special teams at Atlanta (10/8/00).

POSTSEASON													
		INTERCEPTIONS				TACKLES			FUMBLES		PASSES	SP TEAM	
Year	Team	G-S	No.	Yds.	LG	TD	Solos	Asst.	Total	Rec.	For.	Defensed	Tackles
2000	N.Y. Giants	3-0	0	0	--	0	0	0	0	0	0	0	5
<b>Totals</b>		<b>3-0</b>	<b>0</b>	<b>0</b>	<b>--</b>	<b>0</b>	<b>0</b>	<b>0</b>	<b>0</b>	<b>0</b>	<b>0</b>	<b>0</b>	<b>5</b>

**Additional Stats:** Recovered a fumble on special teams vs. Minnesota (1/4/01).



### CHIEFS HONOR GROVE

In conjunction with the Chiefs 40th Anniversary Season in Kansas City, a grove of over 40 stately Sequoiadendron gigantea (Giant Redwoods) were planted in the Southeast corner of Truman Sports Complex on April 15th to epitomize the deep and lasting roots the organization has developed in Mid-America. The "Chiefs Honor Grove" will feature permanent markers honoring the team's Hall of Fame players whose names are currently listed on the inside facade of Arrowhead Stadium. During Chiefs Alumni Weekend each year an additional tree will also be added in honor of the most recent individual added to the Chiefs Hall of Fame. Pictured left to right are Pro Football Hall of Fame LB Bobby Bell, Gene Nichols - Northland Express Driver, Rich Harms - Colonial Nursery and

*Doolin Aust - Commissioner KCMO Board of Parks and Recreation, Mark McHenry - Deputy Director KCMO Board of Parks and Recreation, Michael Herron - KCMO Manager Horticultural and Boulevard Services.*



## CASEY WIEGMANN

CENTER - 6-2 - 285

IOWA

UNRESTRICTED FREE AGENT (2001)

NFL: 6 (2ND WITH CHIEFS)

BORN: JULY 20, 1973

PARKERSBURG, IOWA

GP/GS: (67/40) PLAYOFFS: (0/0)



**Pro Career:** Strong-willed Iowan joined Kansas City as an unrestricted free agent from Chicago on March 15th of 2001 . . . Doesn't tip the scales at or above 300 pounds like many NFL offensive linemen, but plays much bigger than his size with a determined and fundamentally-sound style . . . Has excellent quickness and agility, allowing him to take on second-level defenders and is often seen leading the way on screen plays . . . Is a tenacious blocker, who earned his stripes working in the trenches of the NFC Central, long-regarded as a haven for some of the league's best blue-collar players . . . Displays a hard-working style true to his Midwestern roots . . . Follows in the footsteps of native Chicagoan, Tim Grunhard, who was arguably one of the finest centers in the illustrious 43-year history of the Chiefs franchise . . . While replacing Grunhard was an unenviable task, Wiegmann certainly stepped into that role a year ago . . . Quickly began his own legacy in Kansas City a year ago, serving as the centerpiece of a Chiefs offensive front which cleared the way for RB Priest Holmes, the NFL's leading rusher in 2001 . . . "I'd like to believe we've signed a young Tim Grunhard, someone who has a great passion for the game, a leadership flair about him that could carry on the tradition on how that position should be played," Chiefs head coach Dick Vermeil observed during the 2001 off-season . . . Has played in 67 games (40 starts) including 64 of the last 65 games over the past five seasons ('97-01) . . . Has two kickoff returns for 10 yards . . . Joined the Bears on September 24th of '97 after being released by the N.Y. Jets after seeing action in the first three games of the season with that club . . . Was claimed by the Jets off waivers from Indianapolis on October 29th of '96 . . . Spent time on both the active roster and practice squad of the Colts in '96, but did not see game action . . . Originally entered the NFL ranks as a rookie free agent with Indianapolis, signing on April 26th of '96. **At Kansas City (2001):** Started the club's final 15 games at center after missing the opener following appendectomy surgery . . . Opened plenty of holes for RB Priest Holmes to amass a franchise single-season record 1,555 yards rushing . . . Was inactive vs. Oakland (9/9) due to an appendectomy which was performed on August 27th . . . Started his first game in a Chiefs uniform vs. the N.Y. Giants (9/23) and proceeded to open the final 14 games of the season in the middle of the line. **At Chicago (1997-00):** Saw duty in 49 games (25 starts) in a little over three full seasons with the Bears . . . Played in all 48 regular season games with Chicago from '98-00, starting 10 contests in 2000 and 15 in '98 . . . Returned two kickoffs for 10 yards. **2000:** Played in all 16 games for the third straight year . . . Backed up Olin Kruetz at center for the season's first three games before moving back into the starting lineup vs. Detroit (9/24) . . . Also opened at Green Bay (10/1), vs. New Orleans (10/8) and vs. Minnesota (10/15) . . . Worked behind Kruetz for the next four games . . . Started the club's final five games beginning with a contest at the N.Y. Jets (11/26). **1999:** Played in all 16 contests for the second consecutive year . . . Served as the club's back-up center and played on special teams . . . Returned a kickoff for two yards vs. Seattle (9/19). **1998:** Saw action at center in all 16 games with 15 starts and also contributed on special teams . . . Merited initial NFL start in the season opener vs. Jacksonville (9/6) . . . Returned a kickoff eight yards at Arizona (10/11) . . . Started every game except the club's contest vs. Green Bay (12/27). **1997:** Saw reserve action in one contest . . . Was claimed off waivers on September 24th after being released by the Jets the previous day . . . Inactive at Dallas (9/28) and for the next nine games rehabbing a shoulder injury . . . Was active but did not play at St. Louis (12/14) . . . Saw his first action in a Bears uniform at Tampa Bay (12/21). **At N.Y. Jets (1996-97):** Saw duty in three games for the Jets on special teams. **1997:** Saw duty in three games . . . First regular season NFL action came at Seattle (8/31) . . . Also played vs. Buffalo (9/7) and at New England (9/14) . . . Was inactive vs. Oakland (9/21) before being released the following day. **1996:** Claimed off waivers from Indianapolis on October 29th . . . Was inactive vs. New England (11/10) and at Indianapolis (11/17) . . . Active, but did not play at Buffalo (11/24) . . . Was inactive for the next three games vs. Houston (12/1), at New England (12/8) and vs. Philadelphia (12/14) . . . Active but did not play in the season finale vs. Miami (12/22). **At Indianapolis (1996):** Spent the first two weeks of the regular season on the club's practice squad . . . Was promoted to the 53-man roster on September 10th . . . Did not

play vs. Dallas (9/15) and was subsequently placed back on the practice squad on September 23rd ... Promoted back to the active roster on October 15th, but did not play vs. New England (10/20) or at Washington (10/27) ... Was released by the Colts on October 28th.

**College:** Started every game his senior year with 27 career starts as a center for Iowa ... One of four co-captains for the Hawkeyes ... Led the offensive line that helped the offense average 199.8 yards on the ground and 213.8 yards in the air per game ... Collected All-Big 10 honorable mention, co-MVP for the season, and Offensive Coaches Hustle Award honors his senior year ... Started eight games as a junior missing two games due to injury ... Member of offensive line allowing only 10.0 QB sacks in 11 games ... Finished his sophomore season having started the first four games and final three games at center, missing five games due to injury ... Saw action in five games as a freshman ... Honor roll student majored in Communication Studies at Iowa.

**Personal:** A three-sport letterman (football, baseball, basketball) at Parkersburg High School in Parkersburg, Iowa ... Played center, defensive end, kicker and punter as a prep and established a school record with 17.0 career QB sacks ... Full name: Casey Peter Wiegmann (pronounced WIG-man) ... Single ... Resides in Overland Park, Kansas.

**Games Played/Started:** 1995 IND (0/0), 1996 NYJ (0/0), 1997 NYJ (3/0), 1997 CHI (1/0), 1998 CHI (16/15), 1999 CHI (16/0), 2000 CHI (16/10), 2001 KC (15/15) — 67/40.

**Additional Stats:** Has two kickoff returns — one for eight yards at Arizona (10/11/98) and one for two yards vs. Seattle (9/19/99).

**STREAKS AND MILESTONES:** Had a streak of 49 consecutive games played dating back to the final game of the '97 regular season at Tampa Bay (12/21/97) broken when he did not play vs. Oakland (9/9/01).



## DONALD WILLIS

GUARD - 6-3 - 325

NORTH CAROLINA A&T  
NFL: 5 (3RD WITH CHIEFS)  
FREE AGENT (2000)  
BORN: JULY 15, 1973  
GOLETA, CALIFORNIA  
GP/GS: (34/6) PLAYOFFS: (0/0)



**Pro Career:** Powerful offensive lineman entering his fifth pro campaign and his third with the Chiefs in 2002 ... Versatile blocker who can play all three of the interior line spots and stepped into a starting position at right guard for four games last season ... Enters training camp as one of the club's top reserves at all three interior line positions and could challenge Brian Waters for the starting post at left guard ... Has played in 30 games with six starts over his past two campaigns with Kansas City ... Has a low center of gravity which he uses effectively to get leverage on defensive linemen ... Enters his fourth training camp with the Chiefs after seeing action in 14 games (four starts) in 2001 ... Served primarily as a reserve lineman and a regular on special teams in his first campaign with Kansas City, playing in 16 games with one start a piece at center and right guard ... Initially signed with the club as a free agent of '99 ... Survived the club's final cutdown to 53 players on September 5th in '99, but was released the following day when the team inked T Sammy Williams ... Will likely be a strong candidate to earn a roster spot once again ... Has enjoyed previous pro stops with Tampa Bay, New Orleans and Seattle ... Spent time on the active roster with the Seahawks in '95 before finishing the year with the Saints ... Has seen action in 34 regular season contests with six starts ... Before joining the Chiefs, his lone regular season NFL game duty came with the Saints in '96 when he played in four contests ... Went to camp with the Buccaneers in '98, but was let go prior to the start of the regular season ... Spent two weeks on the New Orleans roster in '97 before being released on September 8th ... Spent the first seven weeks on the Saints roster in '96 being let go on October 19th ... Was resigned on November 6th and spent the remainder of the season on the active roster ... Also had a stint in the World League with Amsterdam in the spring of '96 ... Originally signed with New Orleans on December 1st of '95 after being waived by Seattle

on November 30th ... Entered the league as a rookie free agent with Seattle in '95. **At Kansas City (2000-01):** Has played in 30 games on special teams and in 22 games (six starts) on offense during his first two campaigns with the club ... Has opened games at left guard (four), right guard (one) and center (one). **2001:** Saw action in 14 games on special teams and 11 games (four starts) at left guard ... Was inactive for two games with a calf injury ... Worked as a reserve left guard vs. Oakland (9/9), vs. the N.Y. Giants (9/23) and at Washington (9/30) ... Served on special teams at Denver (10/7) and vs. Pittsburgh (10/14) ... Started his first game of the season at left guard at Arizona (10/21) when starting left guard Marcus Spears shifted to right tackle in place of an injured Victor Riley ... Was inactive vs. Seattle (11/25) and vs. Philadelphia (11/29) due to a calf injury ... Returned to action on special teams at Oakland (12/9) after missing the previous two games with a calf injury ... Played on special teams and worked at left guard in short-yard formations vs. Denver (12/16), vs. San Diego (12/23), at Jacksonville (12/30) and at Seattle (1/6/02). **2000:** Played in 16 games on special teams and saw duty on offense in 11 contests (two starts) ... Opened one game apiece at center and at right guard ... Saw reserve duty at left guard vs. Indianapolis (9/3), replacing an injured Dave Sozlt in the first quarter ... Played on special teams at Tennessee (9/10) ... Played on offense and special teams vs. San Diego (9/17), sharing time with Jeff Blackshear at left guard ... Saw reserve action at left guard and on special teams at Denver (9/24), vs. Seattle (10/2) and vs. Oakland (10/15) ... Saw action on special teams vs. St. Louis (10/22) ... Saw action on special teams and replaced Tim Grunhard at center after he left the game in the third quarter with an ankle injury at Seattle (10/29) ... Started his first NFL game at center for an injured Grunhard at Oakland (11/5) ... Saw action on special teams and at both right guard and center for the injured Will Shields and Grunhard, respectively, at San Francisco (11/12) ... Saw action on special teams vs. Buffalo (11/19) ... Saw action on special teams and as a reserve center at San Diego (11/26) ... Saw action on special teams and at right guard for Will Shields, who replaced John Tait at left tackle at New England (12/4) ... Started at right guard in place of Shields, who replaced Tait as the starter at left tackle vs. Carolina (12/10) ... Saw action on special teams vs. Denver (12/17) and at Atlanta (12/24). **At New Orleans (1995-97):** Spent time on the 53-man roster of the Saints for portions of three seasons ... Saw reserve action in four games at guard for the club in '96. **1997:** Was on the club's roster for the first two games of the year before being released ... Inactive at St. Louis (8/31) and vs. San Diego (9/7) ... Released on September 8th. **1996:** On the Saints roster for 13 games ... Played in four games as a reserve guard ... Inactive for the first seven games of the year before being released on October 19th ... Resigned on November 6th ... On the inactive list for three more games before seeing his first regular season NFL duty vs. St. Louis (12/1) when he subbed for Ed King at right guard in the second half ... Saw his most extensive action of the season playing at both guard posts vs. Atlanta (12/8) ... Also saw reserve action at right and left guard at the N.Y. Giants (12/15) and at St. Louis (12/21). **1995:** Claimed off waivers from Seattle on December 1st ... On the roster for the final four games, but was inactive for all four of those contests. **At Seattle (1995):** Signed by the Seahawks as a rookie free agent on April 26th ... On the roster for the season's first 12 games, but was inactive for all of those outings ... Waived on November 30th and was subsequently claimed by the Saints.

**College:** Played senior season at North Carolina A&T after transferring from the University of Washington ... Stepped into starting lineup as a senior at North Carolina A&T ... Earned a letter as a junior for the Huskies ... Was third on the depth chart as a sophomore at Washington and did not see any game action ... Redshirted as a freshman ... Majored in Sociology at North Carolina A&T.

**Personal:** Was a standout on the football and track teams as a prep at Cabrillo High School in Lompoc, California ... A two-way lineman, won All-State honors as a senior and All-County honors in each of his last two years ... Also punted for team during his last two years ... Track exploits included California Class 1A shot put titles as a junior and senior and discus title as a junior ... Full name: Donald Kirk Willis ... Nicknamed "Snacks" ... Single ... Resides in Kansas City, Missouri.

**Games Played/Games Started:** 1995 SEA (0/0), 1995 NO (0/0), 1996 NO (4/0), 1997 NO (0/0), 2000 KC (16/2), 2001 KC (14/4) — 34/6.



## NFL'S LONGEST GAMES, 2001



	DATE	RESULT	ELAPSED TIME
1.	December 16	Kansas City 26, Denver 23	69:04
2.	October 14	San Francisco 37, Atlanta 31	68:44
3.	September 9	St. Louis 20, Philadelphia 17	67:56
4.	December 2	Arizona 34, Oakland 31	67:29
5.	November 4	N.Y. Giants 27, Dallas 24	67:12



## JEROME WOODS

SAFETY - 6-2 - 210

MEMPHIS

DRAFT (NO. 1 - 1996)

NFL: 7 (7TH WITH CHIEFS)

BORN: MARCH 17, 1973

MEMPHIS, TENNESSEE

GP/GS: (95/79) PLAYOFFS: (1/1)



**Pro Career:** Fearless free safety who is one of the most tenacious tacklers in the game today ... Enters his seventh season with the Chiefs and his sixth as the club's starting free safety ... Has opened 79 of 80 games at free safety for Kansas City the past five seasons ... Dedicated defensive standout is the latest in a long line of stellar Kansas City safeties, a list which includes the likes of Chiefs Hall of Famers Lloyd Burruss, Deron Cherry and Johnny Robinson ... Joins DE John Browning as the longest-tenured defensive player on the Chiefs roster after joining the club in the '96 NFL Draft along with Browning ... Owns a reserved personality off the field, but specializes in producing highlight-quality hits once he gets between the stripes ... Arguably the toughest player on the entire Kansas City squad, frequently turns his body into a human projectile in order to bring opponents to the ground ... Simply loves to play the game at its physical fullest and has been compared by some to a heat-seeking missile once he gets an opponent in his crosshairs ... Earned a reputation as an intimidating tackler in college and has punished opponents with regularity at the pro level ... Will do whatever necessary to win a game, whether it's excelling in pass coverage, stuffing the run or serving as a pass rusher ... Has consistently ranked among the club's leading tacklers, producing 100+ tackles in four of the last five seasons, averaging 110.6 tackles per year since '97 ... After just six seasons in a Kansas City uniform, already ranks 10th on the club's all-time tackle chart with 562 career takedowns ... With another 100-tackle outing in 2002, would move into seventh place in team history ahead of Tracy Simien (595), Dino Hackett (625) and Burruss (628) ... Durable performer who has just missed one contest since joining the Chiefs as the club's number one draft choice in '96, playing in 95 of a possible 96 games over that span ... Needs to see action in just five more regular season games to become the 58th player in team annals to play in 100 or more games for the Red and Gold ... Blessed with an astounding pain threshold, played over half of the '98 season with six screws and a metal plate inserted into a broken right hand ... Despite that injured appendage, still started all 16 games and finished third on the squad with 124 tackles that year ... Blessed with extremely long limbs and excellent leaping ability which only serve to complement his tremendous range and reach ... Registered triple-digit tackles three straight years from '97-99 and again in 2001 ... Has at least one INT each of the past five seasons, as well ... Shared the club's KO return chores with Tamarick Vanover as a rookie in '96 and also served as a reserve cornerback before switching back to his natural free safety spot in '97 ... Has seen action in 95 regular season games (79 starts), producing 12 INTs with 157 return yards to go along with 562 tackles (379 solo), three fumble recoveries and eight forced fumbles ... Has also racked up 4.0 sacks (-23.0 yards), 39 passes defended, 24 QB pressures and 24 special teams stops ... Recovered a blocked FG attempt in '98, as well ... Returned 25 kickoffs for 581 yards (23.2 avg.) with a long of 66 yards as a rookie in '96 ... Has also recorded four tackles and a forced fumble in one postseason start following the '97 campaign ... Entered the NFL as Kansas City's first-round choice (28th overall) in the '96 NFL Draft. **2001:** Started all 16 games at free safety for the second consecutive season ... Finished fourth on the team with 115 tackles (73 solo), marking the fourth time in his career he topped the 100-tackle barrier ... Ranked second on the team with three INTs for 48 yards and also recorded five tackles for loss, three passes defended, a sack (-6.0 yards), a forced fumble and four QB pressures ... Collected seven tackles, including a tackle for loss and a pass defended vs. Oakland (9/9) ... Made seven stops vs. the N.Y. Giants (9/23) ... Recorded two tackles and a QB pressure at Washington (9/30) ... Produced eight tackles at Denver (10/7) ... Registered seven tackles vs. Pittsburgh (10/14) ... Amassed three tackles and a pass defended at Arizona (10/21) ... Racked up a team-high 12 tackles vs. Indianapolis (10/25) ... Registered six tackles at San Diego (11/4) and intercepted a Doug Flutie pass which he returned 25 yards, in addition to producing a sack (-6.0 yards) and strip of Drew Brees ... Tallied five tackles at the N.Y. Jets (11/11), marking his 500th career takedown ... Recorded nine stops vs. Seattle (11/25) ... Collected a season-high 13 tackles vs. Philadelphia (11/29) ... Registered eight tackles, a pass defended and intercepted a Rich Gannon pass (0 yards) at Oakland (12/9) ... Amassed eight tackles and two QB pressures vs. Denver (12/16) ... Produced seven tackles and a QB pressure vs. San Diego (12/23)

... Made seven tackles and returned a Mark Brunell INT 23 yards at Jacksonville (12/30) ... Recorded six tackles at Seattle (1/6/02). **2000:** Started 16 games at free safety, registering 79 tackles (65 solo), two INTs, 2.0 sacks (-15.0 yards), one forced fumble, six passes defended and a QB pressure ... Collected a team-high 10 tackles (nine solo) vs. Indianapolis (9/3) ... Tallied nine solo tackles and a pass defended at Tennessee (9/10) ... Registered one solo tackle and a QB pressure vs. San Diego (9/17) ... Recorded five tackles and a pass defended at Denver (9/24) ... Made six solo tackles and intercepted a Jon Kitna pass (0 yards) at the Chiefs 11-yard line with 0:21 remaining in the game to seal the 24-17 win ... Collected five solo tackles and a sack of Kurt Warner (-8.0 yards) vs. St. Louis (10/22) ... Accumulated two solo tackles, one pass defended and 1.0 sack (-7.0 yards) of Jon Kitna at Seattle (10/29) ... Registered six solo tackles at San Francisco (11/12) ... Produced six tackles vs. Buffalo (11/19) ... Had six tackles and a pass defended at San Diego (11/26) ... Compiled eight tackles and a pass defended at New England (12/4) ... Contributed seven tackles, one pass defended and an INT off Steve Beuerlein (0 yards) vs. Carolina (12/10) ... Posted five tackles and poked the ball loose from Mike Anderson following a 25-yard run vs. Denver (12/17). That forced fumble on Denver's initial drive drastically changed the momentum of the game in a 20-7 Chiefs victory. **1999:** Started 15 games at free safety, registering 106 tackles (76 solo), one INT (five yards), a career-best eight QB pressures, a forced fumble, a fumble recovery and five passes defended ... Also had one stop on kickoff coverage ... Produced a team-high 12 tackles (eight solo) and recorded one QB pressure at Chicago (9/12) ... Posted seven tackles (four solo) and intercepted a Brian Griese pass vs. Denver (9/19) ... Missed the lone game of his NFL career when he was inactive at San Diego (10/3) due to a quadriceps injury, snapping his streak of 35 consecutive starts dating back to the '97 season-opener at Denver (8/31/97) ... Returned to the starting lineup, posting eight tackles (seven solo), two QB pressures and a forced fumble vs. New England (10/10) ... Recovered a Mike Alstott fumble, returning it 19 yards to the Tampa Bay 30-yard line at Tampa Bay (11/14) and lied Marvyn Patton with a team-high 11 tackles and two QB pressures ... Forced a Derrick Walker fumble that was picked up by Cris Dishman and returned 40 yards for the game-tying score in a 37-34 comeback win at Oakland (11/28) ... Credited with a pivotal pass defended in the fourth quarter when he delivered a bone-jarring hit on WR Rod Smith ... Tallied 12 tackles (seven solo), one QB pressure, one pass defended and one special teams stop vs. Pittsburgh (12/18) ... Registered nine tackles at Seattle (12/26). **1998:** Started at free safety in all 16 games, joining Tom Barndt as the only Chiefs defensive players to start every game ... Was third on the team with 124 stops (72 solo) and added a career-high 13 passes defended, as well as four QB pressures ... Had two INTs for 47 yards and three forced fumbles on the year ... Also chipped in three tackles on special teams ... Credited with nine tackles and a pair of passes defended vs. Oakland (9/6) ... Registered 10 tackles at Jacksonville (9/13) ... Tallied a team-best eight tackles and a fumble recovery vs. Seattle (10/4) ... Despite suffering a broken bone in his right hand at New England (10/11), still recorded a season-high 15 tackles, the second-best tally of his career ... Had six screws and a metal plate inserted in his hand and started the next contest vs. Pittsburgh (10/26), making nine tackles ... Tallied 12 stops, a forced fumble and one QB pressure at Seattle (11/8) ... Contributed nine tackles vs. Denver (11/16) ... Picked off a Craig Whelihan pass which he returned 19 yards at San Diego (11/22) ... Had eight tackles, forced a Terrell Davis fumble at the goal line and recovered the ball after Leslie O'Neal blocked a Jason Elam field goal attempt at Denver (12/6) ... Picked off a Troy Aikman pass and returned it a career-long 28 yards to set up a TD vs. Dallas (12/13) ... Made seven stops and posted a career-best four passes defended at the N.Y. Giants (12/20) ... Racked up seven tackles and two passes defended at Oakland (12/26). **1997:** Started all 16 games at free safety, finishing third on the club with 132 tackles (85 solo) to go along with four interceptions, two fumble recoveries, a forced fumble and seven passes defended ... Also added a sack (-2.0 yards), seven QB pressures and four special teams stops ... Recorded eight tackles, a pair of passes defended and a special teams stop in his first NFL start at Denver (8/31) ... Had three QB pressures vs. Buffalo (9/14) ... Picked off Kerry Collins in the end zone for the first INT of his career and returned it 27 yards at Carolina (9/21) ... Earned AFC Defensive Player of the Week honors after a stellar performance vs. Seattle (9/28). Recorded a team-high 11 tackles, adding a pass defended and his first career sack (-2.0 yards) in that contest, but the play of the game came with 6:30 left in overtime when he picked off a Warren Moon pass and returned it 13 yards to help put the Chiefs in position for the game-winning FG in a 20-17 Chiefs victory ... Recorded seven tackles, and recovered a Tony Banks fumble at St. Louis (10/26) ... Contributed eight tackles, adding a 17-yard interception return off of Kordell Stewart vs. Pittsburgh (11/3) ... Posted 11 tackles at Jacksonville (11/9) and followed that up with a career-best, 17-tackle performance vs. Denver (11/16) ... Racked up nine tackles and forced a fumble which he also recovered at Seattle (11/23) ... Earned AFC Defensive Player of the Month honors for his efforts in November ... Rounded out the regular season with 10 tackles and an INT of Billy Joe Hobert in the end zone vs. New Orleans (12/21) ... Started the club's playoff contest vs. Denver (1/4/98), totaling four tackles, a forced fumble and a sack of John Elway for a loss of seven yards. **1996:** First-round pick saw duty in all 16 games for the Chiefs as a rookie ... Was utilized primarily on special teams as a kick return specialist and also worked on the club's coverage units ... Played on defense in five contests ... Ranked second on the squad with 25 kickoff returns for 581 yards (23.2 avg.) with a

long of 66 ... Finished fourth on the team with 16 special teams stops and added nine tackles on defense ... Had a season-high three special teams tackles and five KO returns for 108 yards at Houston (9/1) ... Was credited with four KO returns for a season-high 159 yards vs. San Diego (9/29), including a career-best 66-yard runback ... First NFL action on defense came vs. Pittsburgh (10/7) when he recorded two tackles and two passes defended as well as four kickoff returns for 73 yards ... Posted a season-high five tackles vs. Seattle (10/17), added two passes defended and had a 39-yard kickoff return ... Saw duty as a nickel corner vs. San Diego (11/24) and Oakland (12/9) ... Posted two tackles vs. Indianapolis (12/15).

**College:** Was just the fifth player in Memphis history to be selected in the opening round of the NFL Draft and the first since Derrick Burroughs who was picked 14th overall by Buffalo in '85 ... Spent two seasons at Memphis after transferring from NE Mississippi Community College ... In two campaigns with the Tigers, he tallied 219 tackles (125 solo), 10 tackles for loss (-24 yards), seven INTs, 17 pass break-ups, three forced fumbles, and three fumble recoveries with one touchdown ... Started 11 games at strong safety for the Tigers as a senior, leading the club with 120 tackles (67 solos) and ranking seventh in the nation with six interceptions for 110 yards with one TD ... Also had 10 pass deflections, three forced fumbles and one fumble recovery with one TD as well as six kickoff returns for 182 yards (30.3 avg.) ... Earned second team All-America recognition from *Football News* ... Was also named to the *Football News* All-Independent Team and was a first team All-Independent selection by AP ... Opened 11 games as a junior, finishing third on the club with 99 tackles (58 solo), seven pass deflections, as well as a fumble recovery ... Started 11 contests at NE Mississippi in Booneville, Miss. in '93, racking up 109 total tackles (77 solo), 15 pass deflections, two INTs, a forced fumble and a fumble recovery ... Returned 16 KOs for 285 yards (17.8 avg.) and also brought back 16 punts for 152 yards (9.5 avg.) ... Majored in Communications at Memphis.

**Personal:** Prepped at Melrose High School in Memphis, Tennessee where he served as both a defensive back and a wide receiver ... Caught 20 passes for 584 yards (29.2 avg.) and scored eight TDs as a senior ... Was a first team All-Shelby Metro team selection ... Named to the *Memphis Commercial Appeal* Super 24 team as well as the *Sportswriters All-State* team ... Cites former Pittsburgh Steelers linebacker Jack Lambert as the player he emulated as a youth ... Full name: Jerome Harlan Woods ... Nicknamed "Romey" ... Married, wife Dana, with a daughter, Jada (5) ... The Woods' family resides in Overland Park, Kansas.



### WOODS' NFL STATISTICS



Year	Team	G-S	INTERCEPTIONS				TACKLES			FUMBLES		PASSES	SACKS
			No.	Yds.	LG	TD	Solos	Asst.	Total	Rec.	For.	Defensed	No./Yds.
1996	Kansas City	16-0	0	0	--	0	8	1	9	0	0	5	0.0/0.0
1997	Kansas City	16-16	4	57	27	0	85	47	132	2	1	7	1.0/2.0
1998	Kansas City	16-16	2	47	28	0	72	52	124	0	3	13	0.0/0.0
1999	Kansas City	15-15	1	5	5	0	76	27	103	1	2	5	0.0/0.0
2000	Kansas City	16-16	2	0	0	0	65	14	79	0	1	6	2.0/15.0
2001	Kansas City	16-16	3	48	25	0	73	42	115	0	1	3	1.0/6.0
<b>Totals</b>		<b>95-79</b>	<b>12</b>	<b>157</b>	<b>28</b>	<b>0</b>	<b>379</b>	<b>183</b>	<b>562</b>	<b>3</b>	<b>8</b>	<b>39</b>	<b>4.0/23.0</b>

**Additional Stats:** Had 25 kickoff returns for 581 yards (23.2 avg.) with a long of 66 in '96. Has 24 QB pressures - seven in '97, four in '98, eight in '99, one in 2000 and four in 2001. Has 24 special teams tackles -16 in '96, four in '97, three in '98 and one in '99. Recovered a blocked field goal attempt at Denver (12/6/98). Returned a fumble 19 yards at Tampa Bay (11/14/99).

### POSTSEASON

Year	Team	G-S	INTERCEPTIONS				TACKLES			FUMBLES		PASSES	SACKS
			No.	Yds.	LG	TD	Solos	Asst.	Total	Rec.	For.	Defensed	No./Yds.
1997	Kansas City	1-1	0	0	--	0	3	1	4	0	1	0	1.0/7.0
<b>Totals</b>		<b>1-1</b>	<b>0</b>	<b>0</b>	<b>--</b>	<b>0</b>	<b>3</b>	<b>1</b>	<b>4</b>	<b>0</b>	<b>1</b>	<b>0</b>	<b>1.0/7.0</b>

### SINGLE GAME CAREER HIGHS

**Tackles:** 17 (11 solo) vs. Denver (11/16/97)

**Interceptions:** 1, seven times, last vs. Denver (9/19/99)

**INT Return Yards:** 28 vs. Dallas (12/13/98)

**Passes Defended:** 4 at N.Y. Giants (12/20/98)

**Sacks:** 1.0, four times, last at San Diego (11/4/01)


**QB Pressures:** 3 vs. Buffalo (9/14/97)

**Kickoff Returns:** 5 vs. Houston (9/1/96)

**Kickoff Return Yards:** 159 vs. San Diego (9/29/96)

**Long Kickoff Return:** 66 vs. San Diego (9/29/96)

**STREAKS & MILESTONES:** Has missed just one game in his previous six NFL seasons and has started 79 of Kansas City's last 80 contests. Registered his 500th career tackle at the N.Y. Jets (11/11/01). Has started 43 consecutive games dating back to a contest vs. New England (10/10/99). Has played in 95 contests and needs five more games to become the 58th player in team history to see duty in 100 games. Ranks 10th in team history with 562 tackles, needing 67 more to move into seventh ahead of Tracy Simien (595), Dino Hackett (625) and Lloyd Burruss (628).



# DEVIN WYMAN

**DEFENSIVE TACKLE - 6-7 - 325**

**KENTUCKY STATE  
FREE AGENT (2002)**

**NFL: 4 (1ST WITH CHIEFS)**

**BORN: AUGUST 29, 1973**

**LYNWOOD, CALIFORNIA**

**GP/GS: (15/4) PLAYOFFS: (3/0)**



**Pro Career:** Massive free agent defensive tackle who signed with the Chiefs on January 17th this year ... Projected to compete at defensive tackle for the Chiefs ... Played in 15 games (four starts) during a three-year stint with the Patriots from '96-98 ... Over his career has registered 18 tackles, (12 solo), a sack (-11.0 yards), a pass defended and a forced fumble ... Played with the Barcelona Dragons of NFL Europe in '98 ... Originally entered the NFL as New England's third selection in the sixth round (234th overall) of the '96 NFL Draft. **At New England (1996-98):** Played in 15 games (four starts), recording 18 tackles (12 solo), a sack (-11.0 yards), a pass defended and a forced fumble ... Entered the NFL as the Patriots third choice in the sixth round (234th overall) of the '96 NFL Draft. **1998:** Placed on Injured Reserve with a knee injury on August 30th where he spent the remainder of the season. **NFL Europe (1998):** Appeared in 10 games (eight starts) for the Barcelona Dragons ... Had 29 tackles (27 solo), three forced fumbles and three passes defended ... Ranked eighth in the league with 5.0 sacks ... Returned a fumble 33 yards for a touchdown at Rhein (4/25) ... Set a franchise record with 4.0 sacks at Amsterdam (5/23). **1997:** Appeared in six games as a reserve defensive tackle and on special teams with the Patriots ... Was inactive nine regular season games and two playoff games ... Produced three tackles (one solo) ... Made a tackle at Indianapolis (9/7) ... Recorded a tackle vs. Chicago (9/21) ... Had a tackle at Denver (10/6). **1996:** Played in nine games (four starts) as a rookie, making 15 tackles (11 solo), a sack (-11.0 yards), a pass defended and a forced fumble ... Was inactive two playoff games and Super Bowl XXXI vs. Green Bay (1/26/97) ... Was the Patriots third choice in the sixth round (234th overall) in the '96 NFL Draft ... Started at right defensive tackle in his NFL debut at Miami (9/1), making three tackles ... Recorded a career-high four tackles at Buffalo (9/8) ... Had his first career NFL sack (-11.0 yards) of QB Mark Brunell vs. Jacksonville (9/22) to go with a forced fumble on the play ... Made three stops vs. Buffalo (10/27).

**College:** A force in his only season at Kentucky State, leading the team with 9.0 sacks (-79.0 yards) ... Totaled 42 tackles (29 solo), six tackles for a loss, four passes defensed and two interceptions ... Started his college career at San Mateo Junior College in San Mateo, California where he was a two-year letterman ... Produced 134 tackles (78 solo), 32 tackles for a loss, 17.0 QB sacks (-84.0 yards), nine forced fumbles, recovered nine fumble, seven passes defended and three interceptions ... Majored in Accounting at Kentucky State.

**Personal:** A two-time All-State selection at East Palo Alto High School in East Palo Alto, California ... Led the state in sacks as a junior and senior ... Set a high school record with 334 rebounds in basketball in '92 ... Full name: Devin Edward Wyman ... Married, wife Kira Carvalho, with two daughters Avelina (9) and A'lexus (9) and two sons Devin, Jr. (5) and Cherokee (2) ... The Wymans reside in Independence, Missouri.



## WYMAN'S NFL STATISTICS



Year	Team	TACKLES			FUMBLES		SACKS	INTS	PASSES	QB	
		G-S	Solos	Asst. Total	Rec.	For.	No./Yds.	No./Yds.	Defensed	Pressures	
1996	New England	9-4	11	4	15	0	1	1.0/11.0	0/0	1	--
1997	New England	6-0	2	1	3	0	0	0.0/0.0	0/0	0	--
1998	New England	0-0	0	0	0	0	0	0.0/0.0	0/0	0	--
<b>Totals</b>		<b>15-4</b>	<b>13</b>	<b>5</b>	<b>18</b>	<b>0</b>	<b>1</b>	<b>1.0/11.0</b>	<b>0/0</b>	<b>1</b>	<b>--</b>

### SINGLE GAME CAREER HIGHS

**Tackles:** 4 at Buffalo (9/8/96)

**Sacks:** 1.0 vs. Jacksonville (9/22/96)

**Forced Fumbles:** 1 vs. Jacksonville (9/22/96)

## CHIEFS 2002 DRAFT



### RYAN SIMS

**DEFENSIVE TACKLE • 6-4 • 315**

**NORTH CAROLINA**

**DRAFT (NO. 1 - 2002)**

**BORN: MAY 4, 1980**

**SPARTANBURG, SOUTH CAROLINA**



**College:** Extremely talented and highly decorated defensive tackle selected by the Chiefs in the first round (sixth overall) of the 2002 NFL Draft ... His selection provided some draft day hijinx when the Chiefs moved up two spots with Dallas to select him. Kansas City made the trade, but Minnesota was actually on the clock since Dallas had not officially notified the NFL of the trade before time had expired on the pick. In the end, Kansas City was able to select the player it truly courted in the draft ... Kansas City obtained the Cowboys first-round choice (sixth overall - used on Sims) in exchange for the Chiefs first-round selection (eighth overall - used on S Roy Williams), third-round pick (75th overall - used on CB Derek Ross) and a sixth-round pick in 2003 ... Became the first Tar Heel selected by the Chiefs in the first round since the club tabbed RB Ethan Horton with the 15th overall pick in '85 ... Became the highest Kansas City draft choice since the Chiefs selected the late LB Derrick Thomas with the fourth overall selection in the '89 NFL Draft ... It marked the first time the Chiefs had moved up in the first round since the club moved up five spots to select TE Tony Gonzalez with the 13th overall pick in '97 ... A high energy performer who fills a void in the interior of the Chiefs defensive line ... A three-starter who appeared in 43 games (33 starts) ... Finished his college career with 167 tackles (83 solo), 14.0 sacks (-87.0 yards), 28.0 tackles for loss, 11 passes defended, 40 QB pressures and a fumble recovery ... Former college teammate of the second overall pick in the 2002 NFL Draft, DE Julius Peppers, who was tabbed by Carolina ... Excellent run stopper who will continue to hone his pass rushing techniques from Chiefs defensive line coaches Bob Karmelowicz and Carl Hairston ... A tireless worker who earned the Super Ram award at North Carolina, the highest honor in the school's weight room ... Earned his college stripes playing for former Chiefs assistant coach John Bunting, who serves as head coach for the Tar Heels. Bunting was a key member of Philadelphia's Super Bowl XV squad when current Kansas City President Carl Peterson served as the team's Director of Player Personnel and Dick Vermeil was the club's head coach. Bunting serving as defensive coordinator with Vermeil in St. Louis, won two USFL titles with Peterson as a member of the Baltimore/Philadelphia Stars and also enjoyed a stint as a Chiefs assistant coach from '93-96. **2001:** An All-Atlantic Coast Conference first team choice and a second team All-America selection ... Recorded 51 tackles (23 solo) and four passes defended ... Led the squad with 20 QB pressures, ranked second on the team with 5.0 sacks (30.0 yards) and was third with 8.0 tackles for loss ... Pressured Nate Hybl into an interception and made five tackles vs. Oklahoma ... Had five tackles and three QB pressures vs. Maryland ... Collected seven tackles with 1.0 behind the line and three QB pressures vs. Texas ... Registered five QB pressures, 2.0 sacks (-14.0 yards), 3.0 stops for loss, a pair of pressures and five tackles vs. Florida State ... Posted five tackles including 1.0 for loss and three QB pressures vs. East Carolina ... Made four tackles vs. North Carolina State ... Added four tackles vs. Virginia ... Delivered four tackles with a 10-yard sack vs. Georgia Tech ... Posted four tackles with a stop behind the line and two QB pressures vs. Wake Forest ... Followed with four tackles and a pair of QB pressures vs. Duke ... Deflected a pass and made a stop behind the line vs. SMU ... Closed out his career with six solo tackles and a 19-yard sack vs. Auburn in the Peach Bowl. **2000:** Started all 11 games for the second consecutive season ... Registered 52 tackles (26 solo), 6.0 sacks (-36.0 yards), 9.0 stops for loss, 11 quarterback pressures, three passes defended and his only career fumble recovery ... His 6.0 sacks ranked second in the ACC ... Opened the season with seven tackles, a sack (-6.0 yards) and a pair of stops behind the line of scrimmage vs. Tulsa ... Added five hits including 2.0 behind the line and 2.0 sacks vs. Wake Forest ... Registered five tackles and a sack vs. Clemson ... Collected five tackles and a sack vs. Georgia Tech ... Had nine tackles (four solo), three QB pressures and a sack (-5.0 yards) vs. North Carolina State ... Posted seven tackles with a pair of stops for loss and two QB pressures vs. Pittsburgh ... Collected six tackles including 1.0 behind the line of scrimmage vs. Duke. **1999:** Was one of only six defensive players to open all 11 games ... Recorded 33 tackles (19 solo), a sack

(-7.0 yards) and 6.0 stops behind the line ... Also had four QB pressures and two passes defended ... Made three solo tackles with 1.0 coming behind the line vs. Virginia ... Added a stop behind the line of scrimmage vs. Florida State ... Had a pair of stops for loss and a QB pressure vs. Georgia Tech ... Registered a season-high 10 tackles (seven solo) with 2.0 behind the line, a 7.0-yard sack and a pass deflection vs. North Carolina State. **1998:** Appeared in all 11 games as a reserve defensive tackle ... Was one of only four true freshmen to play for the Tar Heels ... Registered a season-high six tackles vs. Stanford ... Delivered four tackles and a sack vs. Duke ... Recorded four tackles and a sack vs. Pittsburgh ... Added another four hits, including a stop behind the line of scrimmage vs. Clemson ... Collected four stops, including 1.0 behind the line vs. Maryland ... Came up with three tackles and a stop for loss vs. San Diego State in the Las Vegas Bowl ... Majored in Communications at North Carolina.

**High School:** Was a first team All-State, All-Region and All-Area selection at Paul M. Dorman High School in Spartanburg, South Carolina ... Named the top defensive lineman in the state by the Greenville News ... Team captain and defensive Most Valuable Player for the South Carolina squad in the Shrine Bowl ... Had 61 tackles, including 15.0 tackles for loss, 8.0 sacks, two pass breakups and one caused fumble as a senior ... Threw the shot put and the discus for the track team ... Finished second in the region in the shot.

**Personal:** Purchased the naming rights to the baseball field at his high school alma mater and renamed it the "Ronnie Sims Baseball Field," in honor of his father, Ronnie, who played pro baseball in the Boston Red Sox farm system ... Full name: Ryan O'Neal Sims ... Single ... Resides in Spartanburg, South Carolina.

### SIMS COLLEGE STATISTICS

Year	Team	G-S	TACKLES			FUMBLES		SACKS	INTS	PASSES	QB
			Solos	Asst.	Total	Rec.	For.	No./Yds.	No./Yds.	Defensed	Pressures
1998	North Carolina	11-0	15	16	31	0	0	2.0/14.0	0/0	2	5
1999	North Carolina	11-11	19	14	33	0	0	1.0/7.0	0/0	2	4
2000	North Carolina	11-11	26	26	52	1	0	6.0/36.0	0/0	3	11
2001	North Carolina	11-11	23	28	51	0	0	5.0/30.0	0/0	4	20
<b>Totals</b>		<b>44-33</b>	<b>83</b>	<b>84</b>	<b>167</b>	<b>1</b>	<b>0</b>	<b>14.0/87.0</b>	<b>0/0</b>	<b>11</b>	<b>40</b>



## EDDIE FREEMAN

**DEFENSIVE TACKLE - 6-5 - 307**

**ALABAMA - BIRMINGHAM**

**DRAFT (NO. 2 - 2002)**

**BORN: JANUARY 4, 1978**

**MOBILE, ALABAMA**



**College:** Strong, physical defensive lineman who joined Kansas City as the club's second-round selection (43rd overall) in the 2002 NFL Draft ... Along with the Chiefs first round pick, DT Ryan Sims, forms a talented young tandem that should solidify the Red and Gold defensive line for years to come ... Can play either outside or inside, but is expected to concentrate his efforts at the nose tackle post for Kansas City ... Versatile, four-year starter in college who played at all four posts on the Blazers defensive line ... Showed ability to stuff the run, but turned heads with his proficiency at pressuring the quarterback ... Emerged as one of the nation's top defensive linemen in 2001 while teaming with the N.Y. Jets 2002 first-round draft pick, DE Bryan Thomas, as the anchors of the University of Alabama - Birmingham's "Steel Shield" defensive frontline ... Played in 44 games (40 starts) in his four seasons of action at Alabama - Birmingham ... Recorded 184 tackles (107 solo), 36.0 tackles for a loss (-187.0 yards), 14.0 sacks (-134.0 yards), 15 passes defensed, four fumbles forced and three fumble recoveries. **2001:** Started all 11 games for the third straight season, collecting 55 tackles (32 solo), 3.0 sacks (-18.0 yards) and 10.0 tackles for loss (-31.0 yards) ... Also forced one fumble, deflected three passes and six QB pressures ...

Recorded four tackles, including three for a loss and a QB pressure vs. Montana State ... Garnered five tackles and a sack (-6.0 yards) at Florida State ... Tied a career-high with 10 tackles and one for a loss at Southern Mississippi ... Produced a sack (-5.0 yards) with two QB pressures and five tackles at Central Florida ... Tallied nine tackles vs. Cincinnati including one for a loss ... Forced a fumble and registered a sack (-7.0 yards) in addition to racking up four tackles vs. TCU. **2000:** Started all 11 games for the Blazers, recording 34 tackles (17 solo), with 5.5 sacks (-49.0 yards), 10 tackles for a loss of 59.0 yards, five passes defended, 10 QB pressures, two fumble recoveries and two forced fumbles ... Recorded six tackles, 1.0 sack (-5.0 yards) with three QB pressures and a fumble recovery vs. UT - Chattanooga ... Produced five tackles, forced and recovered a fumble and a sack (-8.0 yards) at LSU ... Had a sack (-9.0 yards), a forced fumble and a pass defended vs. Louisiana - Lafayette ... Produced a sack (-9.0 yards) and a QB pressure along with four tackles vs. Memphis ... Recorded a sack (-10.0 yards) and a QB pressure to go with two tackles vs. Southern Mississippi. **1999:** Opened all 11 games, finishing with a career-best 56 tackles (38 solo), 2.0 sacks (-27.0 yards) and five tackles for a loss (-29.0 yards) ... Also forced a fumble and recovered one, as well as registering four passes defended ... Had six tackles, including one for a loss and a fumble forced vs. Houston ... Recorded career-highs with 2.0 sacks (-27.0 yards), four tackles for loss (-28.0 yards) and ten tackles (seven solo) vs. East Carolina ... **1998:** Played in all 11 games of the season, making seven starts ... Produced 39 tackles (20 solo), including a career-high 11 tackles for loss (-68.0 yards), 4.0 sacks (-40.0 yards) and three passes defended ... Majored in Mass Communications at Alabama - Birmingham.

**High School:** Four-year starter and letterwinner at B.C. Rain High School in Mobile, Alabama ... Was a Best of the Rest selection by Forrest Davis Football Recruiting Annual and named to the Super 22 team by the *Mobile Press-Register* as a senior ... Played tight end and defensive end, catching 21 passes for 279 yards and two touchdowns, while recording 29 tackles on defense in his senior campaign ... Had 26 receptions for 312 yards and two touchdowns as a junior.

**Personal:** Full name: Eddie Freeman ... Single ... Resides in Mobile, Alabama.

### FREEMAN'S COLLEGE STATISTICS

Year	Team	G-S	TACKLES			FUMBLES		SACKS	INTS	PASSES
			Solos	Asst.	Total	Rec.	For.	No./Yds.	No./Yds.	Defensed
1998	Ala.-Birmingham	11-7	20	19	39	0	0	4.0/40	0/0	3
1999	Ala.-Birmingham	11-11	38	18	56	1	1	2.0/27	0/0	4
2000	Ala.-Birmingham	11-11	17	17	34	2	2	5.5/49	0/0	5
2001	Ala.-Birmingham	11-11	32	23	55	0	1	2.5/18	0/0	3
<b>Totals</b>		<b>44-40</b>	<b>107</b>	<b>77</b>	<b>184</b>	<b>3</b>	<b>4</b>	<b>1.0/7.0</b>	<b>0/0</b>	<b>15</b>



**OMAR  
EASY**

**FULLBACK - 6-1 - 245**

**PENN STATE**

**DRAFT (NO. 4 - 2002)**

**BORN: OCTOBER 29, 1977**

**SPANISH TOWN, JAMAICA**



**College:** A bruising runner drafted by Kansas City in the fourth round (107th overall) of the 2002 NFL Draft ... Can work as either a halfback or a fullback, but is expected to concentrate on the fullback post for Kansas City ... Showed flashes of his brilliance in his limited opportunities as a collegiate ball carrier, but will be primarily utilized by the Chiefs as a blocker and special teams performer ... Should provide depth behind Tony Richardson at the FB spot ... A gifted athlete who spent countless hours in the weight room transforming his body from that of a soccer player to that of a professional-caliber football player ... Jamaican native earned a reputation at Penn State for running through would-be tacklers ... Was a key member of the Nittany Lions running back-by-committee crew ... Saw action in 42 games (three starts), carrying the ball 155 times for 659 yards (4.3 yards) with five touchdowns ... Also caught 26 passes for 250 yards (9.6 avg.) with one TD. **2001:** Appeared in 11 games (two starts) as a senior ... Rushed 45 times for a career-high 196

yards (4.4 avg.) with a touchdown and caught nine passes for 70 yards (7.8 avg.) ... Rushed 13 times for 44 yards and caught a pair of passes for 14 yards vs. Miami ... Added nine carries for 38 yards and two receptions for eight yards vs. Northwestern ... Carried the ball five times for 26 yards with a 13-yard reception vs. Ohio State ... Had five rushing attempts for 25 yards with a touchdown vs. Southern Mississippi ... Rushed four times for 24 yards vs. Indiana ... Was named the Offensive MVP of the Blue-Gray All-Star Game, rushing 12 times for a team-high 49 yards with a TD and an eight-yard reception. **2000:** Saw action in all 11 games (one start), carrying the ball 44 times for 176 yards (4.0 avg.) and adding a career-high 14 receptions for 153 yards (10.9 avg.) with a touchdown ... Carried the ball 12 times for 55 yards and caught two passes for 29 yards vs. Louisiana Tech ... Had five rushing attempts for 29 yards vs. Ohio State ... Rushed seven times for 45 yards vs. Purdue ... Caught three passes for 35 yards vs. Illinois ... Produced three catches for 33 yards vs. Iowa ... Had three rushes for 26 yards and a 17-yard touchdown reception vs. Michigan State. **1999:** Played in all 11 games, rushing 27 times for 146 yards (5.4 avg.) with two touchdowns ... Added a 17-yard reception ... Opened the season with six carries for 35 yards and a score vs. Arizona ... Rushed three times for 64 yards, including a career-long 58-yard TD scamper vs. Akron ... Had eight rushes for 27 yards vs. Iowa. **1998:** Played in nine games, garnering 39 carries for 141 yards (3.6 avg.) with two TDs ... Added two receptions for 10 yards (5.0 avg.) ... Carried the ball 14 times for 63 yards, scoring his first collegiate touchdown vs. Southern Mississippi ... Had a rushing touchdown vs. Bowling Green ... Rushed seven times for 40 yards vs. Pittsburgh. **1997:** Redshirted as a true freshman ... Graduated with a degree in Journalism from Penn State.

**High School:** Rushed for 2,193 yards (13.8 avg.) with 28 touchdowns in just two years at Everett High School in Everett, Massachusetts ... Earned Gatorade and *USA Today* Massachusetts Player of the Year honors ... Was invited along with five other Penn State recruits to the '97 All-American Bowl in West Palm Beach, Florida.

**Personal:** A native of Jamaica where he began his athletic career as a soccer player ... Was the '94 Jamaican Junior Olympic team champion in the 100 and 200-meter dashes ... Is also proficient at playing cricket ... His family moved to Massachusetts when he was 16 years old in order to introduce him to football ... Interned during the 2001 off-season with Minitab, a computer company ... Full name: Omar Xavier Easy ... Single ... Resides in Everett, Massachusetts.

### EASY'S COLLEGE STATISTICS

Year	Team	G-S	RUSHING					RECEIVING				
			No.	Yds.	Avg.	LG	TD	No.	Yds.	Avg.	LG	TD
1998	Penn State	9-0	39	141	3.6	17	2	2	10	5.0	9	0
1999	Penn State	11-0	27	146	5.4	58	2	1	17	17.0	17	0
2000	Penn State	11-1	44	176	4.0	18	0	14	153	10.9	17	1
2001	Penn State	11-2	45	196	4.4	17	1	9	70	7.8	15	0
<b>Totals</b>		<b>42-3</b>	<b>155</b>	<b>659</b>	<b>4.3</b>	<b>58</b>	<b>5</b>	<b>26</b>	<b>250</b>	<b>9.6</b>	<b>17</b>	<b>1</b>


### CHIEFS ENSHRINED IN THE MISSOURI SPORTS HALL OF FAME



Name	Position	Years with Chiefs
Lamar Hunt	Founder	1960-present
Hank Stram	Head Coach	1960-74
Dick Vermeil	Head Coach	2001-present
Bill Grigsby	Radio Broadcaster	1963-present
Marcus Allen	RB	1993-97
Fred Arbanas	TE	1962-70
Bobby Bell	LB	1963-74
Ed Budde	G	1963-76
Deron Cherry	S	1981-91
Len Dawson	QB	1962-75
Willie Lanier	LB	1967-77
Johnny Robinson	S/HB	1960-71
Jan Stenerud	K	1967-79
Otis Taylor	WR	1965-75



**Note:** The Missouri Sports Hall of Fame is located in Springfield, Missouri and is "committed to recognizing Missouri sports legends and inspiring Missouri's sports future."



# SCOTT FUJITA

LINEBACKER • 6-5 • 247

CALIFORNIA

DRAFT (NO. 5 - 2002)

BORN: APRIL 28, 1979

VENTURA, CALIFORNIA




**College:** Athletic and cerebral linebacker prospect who was selected as the Chiefs fifth-round pick (143rd overall) in the 2002 NFL Draft ... A former walk-on safety at California who earned a scholarship after making the transition from safety to linebacker during his redshirt freshman campaign ... Expected to work at outside linebacker for Kansas City and should also contribute on special teams ... Should quickly adept to NFL special teams play, owning extensive collegiate experience in the kicking game ... Saw action in 39 games (24 starts) for the Golden Bears, recording 124 tackles (92 solo), 21.0 tackles for loss, 7.0 sacks (-54.0 yards), four passes defended, two forced fumbles and a fumble recovery. **2001:** Opened all 11 games at weakside linebacker, registering 60 tackles (43 solo), 7.0 tackles for loss, 2.5 sacks (-23.0 yards), three passes defended and two forced fumbles ... An honorable mention All-Pac 10 selection who was also a first team Academic All-Pac 10 choice ... Made five tackles vs. Illinois ... Collected five tackles vs. Brigham Young ... Had eight tackles with one behind the line vs. Washington ... Posted five stops and a sack (-10.0 yards) of Joey Harrington vs. Oregon ... Registered seven tackles with 1.0 coming behind the line and added a sack (-9.0 yards) vs. Oregon State ... Collected seven tackles vs. Arizona ... Produced five tackles and a sack (-4.0 yards) vs. USC ... Recorded six stops vs. Stanford ... Ended his career with four tackles including 1.0 for loss vs. Rutgers. **2000:** Started all 11 games for the first time in his career ... Recorded 41 tackles (33 solo), 13.0 tackles for loss, 4.0 sacks (-28.0 yards), a pass defended and a fumble recovery ... Had at least 1.0 tackle for loss in each of the last six games of the year ... Recovered from off-season neck surgery to earn honorable mention All-Pac 10 honors ... Finished with six tackles with 3.0 tackles for loss and a sack (-10.0 yards) vs. Fresno State ... Recorded six unassisted tackles vs. Washington ... Had five solo tackles, with 3.0 for loss and 2.0 sacks vs. USC. **1999:** Played in 10 games (two starts) to earn honorable mention Academic All-Pac 10 honors ... Collected 15 tackles (11 solo), a tackle for loss and a half of a sack (-3.0 yards) ... Made four tackles in his first collegiate start vs. UCLA ... Registered two stops in a starting role vs. Oregon State. **1998:** Saw duty in seven games as a redshirt freshman seeing action mainly on special teams ... Made the transition from safety to linebacker ... Finished the season with eight tackles (five solo). **1997:** Redshirted as a true freshman ... Graduated with a degree in Political Science and earned his Masters in Education at California.

**High School:** A standout two-sport athlete at Rio Mesa High School in Rio Mesa, California ... Earned first team All-Channel League and All-Ventura County honors in both football and basketball ... Played safety on defense and tight end on offense ... Had 118 tackles as a senior with 4.0 sacks and five interceptions ... Had 15 receptions for 350 yards and six touchdowns on offense ... Earned Defensive MVP honors in the '97 Ventura County East-West All-Star Game after grabbing a pair of interceptions, including one he returned 50 yards for a touchdown ... Averaged 15 points and 10 rebounds per game in his final basketball season ... Won the halftime slam dunk contest in the Ventura County All-Star Game his senior year ... Also lettered in track and field in the long jump, triple jump and high jump ... Was recruited by several Ivy League schools.

**Personal:** His adopted father, Rod is of Japanese-American descent ... Full name: Scott Anthony Fujita ... Married, wife Jaclyn ... The Fujitas reside in Camarillo, California.

## FUJITA'S COLLEGE STATISTICS

Year	Team	G-S	TACKLES			FUMBLES		SACKS No./Yds.	INTS No./Yds.	PASSES Defensed
			Solos	Asst.	Total	Rec.	For.			
1998	California	7-0	5	3	8	0	0	0.0/0.0	0/0	0
1999	California	10-2	11	4	15	0	0	0.5/3.0	0/0	0
2000	California	11-11	33	8	41	1	0	4.0/28.0	0/0	1
2001	California	11-11	43	17	60	0	2	2.5/23.0	0/0	3
<b>Totals</b>		<b>39-24</b>	<b>92</b>	<b>32</b>	<b>124</b>	<b>1</b>	<b>2</b>	<b>7.0/54.0</b>	<b>0/0</b>	<b>4</b>



# MAURICE RODRIGUEZ

LINEBACKER - 6-1 - 251

FRESNO STATE

DRAFT (NO. 7 - 2002)

BORN: AUGUST 30, 1978

RIO PIEDRAS, PUERTO RICO



**College:** Talented linebacker and special teams performer who was Kansas City's seventh-round choice (221st overall) in the 2002 NFL Draft ... A tireless worker who will play any linebacker position or on special teams in order to leave his imprint on the field ... Puerto Rican native has an uncanny ability to find the ball and deliver a punishing hit on the ball carrier ... Expected to battle for playing time on special teams to begin the season while learning the defensive system ... Should have no problems adjusting to the role of a special teamer after earning his collegiate stripes in a similar role at Fresno State ... Saw action in 33 games (14 starts) for the Bulldogs ... Collected 139 tackles (85 solo), 9.0 sacks (-35.0 yards), 3.0 tackles for loss, six passes defended, a forced fumble and a fumble recovery ... Former college teammate of the first overall pick in the 2002 NFL Draft, QB David Carr, who was selected by Houston. **2001:** Opened all 14 games for the first time in his career ... Led the Bulldogs with a career-high 101 tackles (64 solo), 3.0 sacks (-9.0 yards), a tackle for loss, six passes defended and a forced fumble ... Earned second team All-Western Athletic Conference honors ... Responded with 14 tackles (eight solo) and a pass defended in his first collegiate start vs. Colorado ... Added seven tackles and a pass defended vs. Oregon State ... Posted nine tackles (seven solo) and a forced fumble vs. Wisconsin ... Made seven stops and a pass defended vs. Tulsa ... Registered 12 tackles, including 1.0 behind the line and a pass breakup vs. Colorado State ... Recorded nine tackles and a sack (-5.0 yards) vs. SMU ... Collected 11 tackles with 1.0 coming behind the line vs. Nevada ... Made eight tackles and deflected a pass vs. San Jose State and Utah State. **2000:** Appeared in 10 games, making 16 tackles (eight solo), 3.0 sacks (-15.0 yards) and a tackle for loss ... Was voted special teams MVP by his teammates ... Posted a season-high five tackles and a sack (-6.0 yards) vs. Nevada ... Collected a pair of stops with 1.0 behind the line vs. California ... Registered two tackles including 1.0 for loss vs. UTEP. **1999:** Played in nine games, seeing action primarily on special teams ... Made 22 tackles (13 solo), 3.0 sacks (-11.0 yards), a tackle for loss and recovered a fumble. **1998:** Redshirted his first season of football at Fresno State. **1997:** Did not play football as a true freshman ... Majored in Health Science at Fresno State.

**High School:** Earned first team *Fresno Bee* All-Star honors as a senior at Redwood High School in Visalia, California ... Also earned first team All-West Yosemite League honors and was the area's Defensive Player of the Year that same season ... Totaled 146 tackles (49 solo), a sack and a fumble recovery in leading his team to an 11-2-1 record and a Valley Championship his senior campaign ... Was a second team all-conference selection as a junior.

**Personal:** Full name: Maurice Eloy Rodriguez ... Single ... Resides in Visalia, California.

## RODRIGUEZ'S COLLEGE STATISTICS

Year	Team	TACKLES				FUMBLES		SACKS	INTS	PASSES
		G-S	Solos	Asst.	Total	Rec.	For.	No./Yds.	No./Yds.	Defensed
1999	Fresno State	9-0	13	9	22	1	0	3.0/11.0	0/0	0
2000	Fresno State	10-0	8	8	16	0	0	3.0/15.0	0/0	0
2001	Fresno State	14-14	64	37	101	0	1	3.0/9.0	0/0	6
<b>Totals</b>		<b>33-14</b>	<b>85</b>	<b>54</b>	<b>139</b>	<b>1</b>	<b>1</b>	<b>9.0/35.0</b>	<b>0/0</b>	<b>6</b>

### 40TH FACT

Morten Andersen (2,036) is the second-leading scorer in NFL history and needs 98 points to overtake Gary Anderson (2,133) for first.



### 40TH FACT

Tony Gonzalez (334) needs 83 more receptions to overtake WR Henry Marshall (416) as the leading pass catcher in Chiefs history.



## 2002 ROOKIE FREE AGENTS

### JASON BAGGETT • 67

TACKLE HT: 6-5 WT: 322

LSU

BORN: DECEMBER 25, 1979 – BAYTOWN, TEXAS



**College:** Tackle prospect saw duty in 32 career games at LSU... Began his collegiate career as a tight end at LSU and also worked as a defensive tackle... during his tenure with the club. **2001:** Started at right tackle in all 13 games for the Tigers, including the Sugar Bowl... Was slated to open the year at right guard, but moved to tackle prior to the start of the


season... Earned second team All-Southeastern Conference honors. **2000:** Saw duty at offensive tackle in the final seven games of the year and the Peach Bowl. **1999:** Made the move to offensive tackle, starting the final five games of the season after working at defensive tackle in spring drills. **1998:** Played in seven games at tight end with one start at Florida... Majored in Kinesiology at LSU. **High School:** Was an All-State selection as a senior tight end at Lee High School in Baytown, Texas... Also lettered in basketball and baseball. **Personal:** Full name: Jason Allen Baggett... Single... Resides in Baytown, Texas.

### TRAMAIN BINGHAM • 64

DEFENSIVE END HT: 6-3 WT: 267

Ouachita Baptist

BORN: MAY 28, 1977 – HOUSTON, TEXAS



**College:** NCAA Division II defensive end from Ouachita Baptist University in Arkadelphia, Arkansas. Played in 37 career games (33 starts), producing 246 tackles (149 solo) and 32.0 sacks (-235.0 yards), in addition to 67.0 tackles for loss. **2001:** Opened 10 games and was an All-Gulf South pick after leading the league with 12.0 sacks (-94.0 yards)...

Registered 77 tackles (45 solo), 26.0 tackles for loss, a fumble recovery, three forced fumbles, two passes defended and three QB pressures. **2000:** Started all 10 games... Was a first team All-Gulf South pick... Had 68 tackles (43 solo), 8.0 sacks (-50.0 yards), 17.0 tackles for loss... Also posted two fumble recoveries, a forced fumble, two passes defended and five QB pressures. **1999:** Was an All-Lone Star selection after starting 10 games and registering 72 tackles (43 solo)... Added 8.0 sacks (-63.0 yards), 19.0 tackles for loss (-84.0 yards), a fumble recovery, a forced fumble, a pass defended and three QB pressures. **1998:** Played in seven games (three starts) at Ouachita Baptist. **1997:** Did not attend school. **1996:** Enrolled at Texas Southern, but did not play... Majored in Biblical Studies at Ouachita Baptist. **High School:** Lettered in football, baseball and basketball at Kashmere High School in Houston, Texas. **Personal:** Full name: Tramaine Joseph Bingham... Married, wife Racheal... The Bingham family reside in Arkadelphia, Arkansas.

### DWAYNE BLAKLEY • 47

TIGHT END HT: 6-0 WT: 257

MISSOURI

BORN: AUGUST 10, 1979

ST. JOSEPH, MISSOURI



**College:** St. Joseph native who saw duty in 43 games (33 starts) at Mizzou... Registered 79 catches for 868 yards (11.0 avg.) with 12 TDs. **2001:** Captained the Tigers offense as a senior, starting all 11 games... Established career highs with 34 catches for 362 yards (10.6 avg.), adding four TDs. **2000:** Opened the first 10 games of the year, finishing third on the team with 18

receptions for 211 yards (11.7 avg.) with one score. **1999:** Played in 11 games with 10 starts... Was an honorable mention All-Big 12 selection... Caught 22 passes for 235 yards (10.7 avg.), tying for the team lead with a career-best six TD catches. **1998:** Saw duty in 11 games with a pair of starts... Credited with five receptions for 60 yards (12.0 avg.) with one TD... Majored in Consumer and Family Economics at Missouri. **High School:** Was a first team All-State selection at Central High School in St. Joseph, Missouri, where he caught 21 passes for 350 yards with seven scores and was a second team All-State pick in basketball as a senior. **Personal:** Full name: Dwayne David Blakley... Single... Resides in St. Joseph, Missouri.

### AARON CRITTENDON • 66

TACKLE HT: 6-4 WT: 350

MISSOURI

BORN: MARCH 27, 1979

ST. JOSEPH, MISSOURI




**College:** Local tackle prospect who saw action in 45 games with 27 starts at Missouri. **2001:** Opened all 11 games as a senior, earning second team All-Big 12 honors. **2000:** Saw duty in 11 games (four starts)... Committed just four penalties in 375 snaps. **1999:** Started all 11 games. **1998:** Saw action in 12 games (one start)...

Made his first collegiate start in the Insight.com Bowl vs. West Virginia. **1997:** Redshirted as a true freshman... Majored in Family and Consumer Economics at Missouri. **High School:** A first-team All-State selection as a senior at St. Joseph Central High School in St. Joseph, Missouri... Rated as the seventh best player in Missouri by the *Big 12 Recruiting News*... A three-year starter in basketball and placed seventh in the discus at the state championships as a junior... Was a prep teammate of fellow Missouri alum TE Dwyane Blakley. **Personal:** Full name: Aaron A. Crittendon... Single... Resides in St. Joseph, Missouri.

**CLINT FINLEY • 38**  
**SAFETY HT: 6-0 WT: 210**  
**NEBRASKA**

**BORN: MARCH 27, 1977 – ANDREWS, TEXAS**



**College:** Safety prospect saw action in 41 games (15 starts) at Nebraska ... Recorded 91 tackles (44 solo), 4.0 tackles for loss, eight passes defended and four INTs for 63 yards with a TD, as well as two fumble recoveries and a forced fumble. **2000:** Saw duty in 11 games (one start), recording 22 tackles (18 solo), a tackle for loss and four passes defended. **1999:**

Appeared in 12 games (eight starts) ... Posted 27 tackles, a fumble recovery, an INT and three passes defended. **1998:** Played in nine games (five starts), missing the first three games with a knee strain ... Started the final five games of the regular season and the Holiday Bowl ... Produced a career-high 28 tackles, 3.0 tackles for loss, a fumble recovery and a forced fumble ... Added a career-high three INTs for 63 yards, one of which he returned 42 yards for a touchdown. **1997:** Saw action in nine games (one start), making 14 tackles (four solo) and a pass defended ... Earned a national championship ring as the Cornhuskers defeated Tennessee in the FedEx Orange Bowl ... Majored in Sociology at Nebraska. **High School:** Served as a QB at Cuero High School in Cuero, Texas where he earned All-State honors ... Passed for 1,789 yards with 20 touchdowns and ran for an additional 834 yards as a senior ... Won the state title in the 110-meter high hurdles and 300-meter intermediate hurdles as a senior. **Personal:** Full name: Clint Cade Finley ... Single ... Resides in Arlington, Texas.

**CHAD HAYES • 48**

**TIGHT END HT: 6-6 WT: 254**  
**MAINE**

**BORN: JANUARY 26, 1979 – OLD TOWN, MAINE**



**College:** Tight end saw duty in 40 games at Maine ... Caught 81 passes for 1,011 yards (12.0 avg.) with 11 TDs ... Was named the Offensive MVP of the Rotary Gridiron Classic All-Star Game following his senior campaign. **2001:** Captained the club as a senior, starting 12 games and catching 39 passes for 510 yards (13.1 avg.) with a career-high nine TDs. Those

510 yards were the most-ever by a Maine tight end ... Earned first team All-Atlantic 10 accolades and was a second team All-America pick ... Started a pair of playoff games, catching 11 balls for 128 yards with two TDs. **2000:** Opened eight games to earn first team All-Atlantic 10 honors ... Hauled in 15 passes for 151 yards (10.1 avg.) with one TD. **1999:** Started all 11 games, earning second team all-conference honors ... Caught 27 passes for 350 yards (13.0 avg.) with one score. **1998:** Played in eight games as a redshirt freshman, starting one contest ... Majored in Forestry at Maine. **High School:** A three-time all-conference selection as a tight end and defensive tackle at Old Town High School in Old Town, Maine. **Personal:** Full name: Chad William Hayes ... Single ... Resides in Eddington, Maine.

**GARY HOBBS • 65**  
**TACKLE HT: 6-4 WT: 320**  
**ARKANSAS**

**BORN: MAY 13, 1980 – FT. SMITH, ARKANSAS**



**College:** Offensive tackle prospect who joins the Chiefs after serving as a two-year letterman at Arkansas ... Played in 19 games with the Razorbacks, including nine starts. **2001:** Attended Jacksonville State, but did not play football. **2000:** Started nine contests at right tackle ... Opened the first six games of the year and the final three contests of the season. **1999:**

Redshirted after lettering the previous season. **1998:** Lettered as a true freshman, seeing duty in 10 games as a reserve tackle ... Majored in Vocational Education at Arkansas. **High School:** A prep All-America and All-State selection at Southside High School in Ft. Smith, Arkansas ... Also lettered in track. **Personal:** Full name: Gary Hobbs, Jr. ... Single ... Resides in Ft. Smith, Arkansas.

**JARMAR JULIEN • 27**

**RUNNING BACK HT: 5-11 WT: 240**  
**SAN JOSE STATE**

**BORN: DECEMBER 11, 1979**  
**SAN JOSE, CALIFORNIA**



**College:** Multi-purpose RB finished his career at San Jose State with 285 carries for 1,381 yards (4.8 avg.) with 20 TDs ... Produced five career 100-yard rushing games ... Had 21 receptions for 203 yards with a TD, in addition to 38 kickoff returns for 748 yards (19.4 avg.) ... Also saw duty as a defensive back, registering 21 tackles (12 solo), four passes defended

and a tackle for loss ... Registered a TD on a return of a blocked punt, as well. **2001:** Led the team in rushing with 184 carries for 820 yards (4.6 avg.) and 12 TDs ... Also had 12 receptions for 108 yards, as well as four KO returns for 89 yards (22.3 avg.). **2000:** Had 111 carries for 561 yards (5.1 avg.) with eight TDs ... Produced 100-yard games vs. SMU and at Nevada, tying a school record with four TDs at Nevada ... Returned a blocked punt for a TD vs. USC. **1999:** Saw duty as a DB, registering 21 tackles (12 solo), four passes defended and a tackle for loss ... In limited offensive action, caught one pass for eight yards ... Began the season as a starting cornerback before finishing the year as a strong safety. **1998:** Did not play football as a true freshman ... Majored in Criminal Justice at San Jose State. **High School:** Was an honorable mention All-America pick of USA Today at Oak Grove High School in San Jose, California ... Rushed for 2,051 yards and 30 TDs, while recording eight INTs ... Also lettered in basketball. **Personal:** Full name: Jarmar Antwion Julien ... Single ... Resides in San Jose, California.

**40TH FACT**

DE Art Still owns a Pro Bowl record with an 83-yard fumble return for a TD in the '85 Pro Bowl.



**MICHAEL LANDRY • 74**  
**DEFENSIVE END HT: 6-3 WT: 267**  
**SOUTHERN**  
**BORN: DECEMBER 12, 1978**  
**DONALDSONVILLE, LOUISIANA**



**College:** Pass rushing defensive end who also worked as an outside linebacker at Southern ... Played in 25 games (23 starts), totaling 103 tackles (50 solo), 9.0 sacks (-84.0 yards), two fumble recoveries and a forced fumble ... Also added 28.0 tackles for loss (-124.0 yards), four passes defended and 23 QB pressures. **2001:**

Played in 10 games, producing 45 tackles (15 solo) ... Third on squad with 5.0 sacks (-44.0 yards) ... Also contributed 14.0 tackles for loss (-68.0 yards) and two passes defended. **2000:** Played in nine games, including his initial collegiate start at center vs. Clemson ... Did not play vs. Maryland or North Carolina State. **1999:** Started four games at LB, registering seven tackles (two solo). **1998:** Did not play football ... Majored in Criminology at Southern. **High School:** Prepped at Donaldsonville High School in Donaldsonville, Louisiana. **Personal:** Full name: Michael Paul Landry ... Single ... Resides in Baton Rouge, Louisiana.

**SHAWN LYNCH • 61**  
**CENTER HT: 6-4 WT: 294**  
**DUKE**  
**BORN: JULY 2, 1979**  
**WEST PALM BEACH, FLORIDA**



**College:** Collegiate center who also has starting experience at either guard position ... Saw duty in 42 games with 31 starts during his career at Duke. **2001:** Named the club's Most Outstanding Offensive Lineman after starting all 11 games at center. **2000:** Played in nine games, including his initial collegiate

start at center vs. Clemson ... Did not play vs. Maryland or North Carolina State. **1999:** Played in all 11 contests with nine starts ... Opened four contests at right guard and five at left guard. **1998:** Played in 11 contests ... Saw reserve action vs. Western Carolina before starting the final 10 games at right guard. **1997:** Did not see game action as a redshirt freshman ... Majored in Economics at Duke. **High School:** Was a four-year starter and an all-area selection at Wellington High School in West Palm Beach, Florida ... Also qualified for the state finals in weightlifting. **Personal:** Full name: Shawn Michael Lynch ... Single ... Resides in West Palm Beach, Florida.

**BRANDON LUDWIG • 75**  
**GUARD/CENTER HT: 6-3 WT: 293**  
**CALIFORNIA**

**BORN: APRIL 23, 1979 – MODESTO, CALIFORNIA**



**College:** Interior offensive line candidate with experience at both guard and center ... Started 33 contests during his career at California ... Was a teammate of 2002 Chiefs draftee, LB Scott Fujita. **2001:** Opened 11 games for the Bears ... Started eight contests at left guard and opened vs. Illinois, Arizona and Stanford at center. **2000:**

Started nine contests at left guard to earn second team All-Pac 10 accolades ... Missed two games with a sprained ankle. **1999:** Played in every game but the Arizona State game with a shoulder injury suffered at Nebraska. **1998:** Was slowed by a knee sprain in fall practice, forcing him to sit out the first two games of the year ... Made his initial collegiate start at USC ... Opened at left guard at Oregon State and at Arizona State ... Started the final two games of the year at right guard vs. Arizona and Stanford. **1997:** Redshirted as a true freshman, working as a scout team defensive tackle ... Majored in American Studies at Cal. **High School:** Played defensive end, linebacker and tight end at Sonora High School in Sonora, California. Also lettered in basketball and track. **Personal:** Full name: Brandon Karl Ludwig ... Married, wife Heidi ... The Ludwigs reside in Tracy, California.

**TONY NEWSON • 66**  
**LINEBACKER HT: 6-0 WT: 247**  
**UTAH STATE**  
**BORN: SEPTEMBER 11, 1979**  
**LAS VEGAS, NEVADA**



**College:** In 37 career games (16 starts) with the Aggies, accumulated 198 tackles (100 solo) with 3.0 sacks (-15.0 yards) and 13.0 tackles for loss (-32.0 yards). **2001:** Saw action in 10 games with seven starts ... Finished the year with 53 tackles (24 solo) and four tackles for loss ... Added two passes defended and a pair of forced fumbles. **2000:** Missed

the entire season due to a shoulder injury and was redshirted. **1999:** Started nine games, recording a career-high 95 tackles (57 solo), 2.0 sacks (-11.0 yards) and five tackles for loss ... Earned first team All-Big West honors from *The Sporting News* ... Racked up a career-high 21 stops vs. Idaho. **1998:** Saw action in all 11 games, racking up 40 tackles (13 solo), 1.0 sack (-4.0 yards) and a fumble recovery. **1997:** Played in seven games, recording 10 tackles (six solo) ... Was a double major in Spanish and General Business at Utah State. **High School:** Served as a rover and tight end at Cheyenne High School in Las Vegas, Nevada, where he earned all-conference accolades ... Also lettered in track, finishing fourth in the state in the long jump as a senior. **Personal:** Full name: Tony Roderick Newson ... Single ... Resides in Las Vegas, Nevada.

**PETE REBSTOCK • 6**  
**WIDE RECEIVER HT: 5-8 WT: 185**  
**COLORADO STATE**  
**BORN: AUGUST 10, 1978**  
**ENGLEWOOD, COLORADO**



**College:** Saw action in 43 career games (26 starts) at Colorado State ... Ranks sixth in Rams history in receptions (131), receiving yards (2,009) and receiving TDs (13) ... Produced six career 100-yard receiving games ... Ranks third in school annals with a 15.2-yard punt return average and is fourth with a 26.3-yard career KO return mark ... Had 33 punt returns for 535 yards with one score and 33 KO runbacks for 841 yards. **2001:** Played in all 11 games, in addition to the club's New Orleans Bowl outing ... Caught 28 passes for 546 yards (19.5 avg.) with three TDs, earning All-Mountain West honors ... Added 18 KO returns for 496 yards, as well as five punt returns for 40 yards. **2000:** Played in 10 games, plus the club's Liberty Bowl appearance ... A first team all-conference selection ... Led the team with 46 catches for 768 yards (16.7 avg.) with six TDs ... Returned 28 punts for 469 yards (16.8 avg.) with one TD and fielded 12 KOs for 294 yards (24.5 avg.) ... Caught nine passes for a career-high 168 yards and three TDs vs. Air Force. **1999:** Saw duty in 11 games, catching 30 passes for 368 yards (12.7 avg.) with four TDs ... Returned three KOs for 51 yards and two punts for 26 yards. **1998:** In 11 games of action, registered 27 receptions for 327 yards (12.1 avg.). **1997:** Redshirted as a true freshman ... Majored in Marketing at Colorado State. **High School:** An All-State selection as a senior at Cherry Creek High School in Englewood, Colorado. **Personal:** Full name: Peter Latham Rebstock ... Single ... Resides in Englewood, Colorado.

**HAROLD ROBERTSON • 69**  
**LINEBACKER HT: 6-2 WT: 228**  
**TEXAS A&M**

**BORN: FEBRUARY 13, 1979 – DALLAS, TEXAS**



**College:** Saw duty in 36 games (three starts) at Texas A&M, racking up 75 tackles (52 solo), 2.0 sacks (-8.0 yards), 4.0 tackles for loss and seven passes defensed. **2001:** Played in 11 contests with one start ... Finished the year with 34 tackles (25 solo), 1.0 sack (-7.0 yards), three tackles for loss and two QB pressures. **2000:** Saw duty in nine contests, producing 27 tackles (19 solo) with one for loss, 1.0 sack (-1.0 yard), five passes defensed and three QB pressures. **1999:** Played in all 11 games, registering 36 tackles (25 solo), in addition to a pair of fumble recoveries. **1998:** Had five tackles on defense, seeing the majority of his playing time on special teams. **1997:** Redshirted as a true freshman ... Majored in General Studies at Texas A&M. **High School:** Was a four-time All-District pick as an outside linebacker and safety at Lincoln High School in Dallas, Texas. **Personal:** Full name: Harold DiMarcus Robertson ... Single ... Resides in College Station, Texas.

**KIRK ROGERS • 13**  
**WIDE RECEIVER HT: 5-11 WT: 175**  
**HARDIN-SIMMONS**  
**BORN: AUGUST 22, 1978 – OLNEY, TEXAS**



**College:** Saw action in 40 games (28 starts) at NCAA Division III Hardin-Simmons University in Abilene, Texas ... Collected 199 receptions for 4,117 yards (21.0 avg.) with 50 TDs ... Established school and conference records for career touchdowns (51), receiving touchdowns (51), receiving yards (4,117) and points scored (312) ... Also punted 28 times for 1,044 yards and rushed three times for 59 yards. **2001:** Pulled down 49 passes for 975 yards (19.9 avg.) with 15 touchdowns ... Was a first team All-American Southwest selection and a third team All-America choice. **2000:** Registered 71 catches for 1,371 yards (19.3 avg.) with 15 scores ... An all-conference selection and an honorable mention All-America pick. **1999:** Finished the year with 67 receptions for 1,528 yards, good for a 37.6-yard average ... Hauled in a school-record 18 TDs and rushed for another score ... A second-team all-conference selection and third-team All-America pick. **1998:** Had 12 receptions for 243 yards (20.3 avg.) with two TDs ... Majored in Physical Education at Hardin-Simmons. **High School:** Was an All-State selection at Olney High School in Olney, Texas. **Personal:** Full name: Jason Kirk Rogers ... Single ... Resides in Olney, Texas.

**ADAM WULFECK • 2**  
**PUNTER HT: 6-0 WT: 229**  
**CINCINNATI**  
**BORN: JULY 26, 1980**  
**FT. MITCHELL, KENTUCKY**



**College:** Recorded 214 punts for 9,008 yards during his collegiate career, good for a 42.1-yard gross and a 38.6-yard net average ... Produced 57 punts inside the 20 with a career long kick of 69 yards ... Earned second team All-Conference USA selection his final three seasons. **2001:** Saw duty in every game, recording 64 punts for 2,800 yards, establishing career highs with a 43.8 gross and a 41.4-yard net ... Had a personal-best 20 punts inside the 20. **2000:** Played in every contest, producing 56 punts for 2,343 yards with a 41.8-yard gross and a net of 36.3 yards with 17 inside the 20. **1999:** Booted 54 balls for 2,279 yards ... Had a 42.2-yard gross and a 39.4-yard net with 18 inside the 20. **1998:** Was a Conference USA All-Freshman selection after making the club as a walk-on ... Finished the year with 40 punts for 1,586 yards ... Posted a 39.7-yard gross and a 36.4-yard net with 12 kicks inside the 20 ... Majored in Business Administration at Cincinnati. **High School:** Was a first team All-State punter his final two years at Beechwood High School in Ft. Mitchell, Kentucky, where his teams won three state championships ... Also rushed for over 4,000 yards during his prep career. **Personal:** Full name: Adam Richard Wulfeck ... Single ... Resides in Ft. Mitchell, Kentucky.

## 2002 ALPHABETICAL ROSTER

NO.	NAME	POS.	HT.	WT.	D.O.B.	EXP.	COLLEGE	HOW ACQUIRED
72	Alford, Darnell	G	6-4	328	6/11/77	3	Boston College	D6-00
74	Allen, Ian	G	6-4	320	7/22/78	1	Purdue	FA-02
26	Allen, Taje	CB	5-11	184	11/6/73	6	Texas	UFA (STL)-01
69	Allotey, Victor	G	6-3	330	4/8/75	4	Indiana	FA-01
64	Andersen, Jason	C	6-6	319	9/3/75	4	Brigham Young	FA-02
8	Andersen, Morten	K	6-2	217	8/19/60	21	Michigan State	UFA (NYG)-02
50	Atkins, Larry	LB	6-3	250	7/21/75	4	UCLA	D3b-99
45	Baber, Billy	TE	6-3	252	1/17/79	1	Virginia	D5a-01
67	Baggett, Jason	T	6-5	322	12/25/79	R	Louisiana State	FA-02
24	Bartee, William	CB	6-1	200	6/25/77	3	Oklahoma	D2-00
96	Beisel, Monty	LB	6-3	254	8/20/78	2	Kansas State	D4a-01
29	Beiser, Jason	S	5-10	197	5/28/70	11	Oklahoma	FA-01
64	Bingham, T.J.	DE	6-3	267	5/28/77	R	Ouachita Baptist	FA-02
47	Blakley, Dwayne	TE	6-4	257	8/10/79	R	Missouri	FA-02
23	Blaylock, Derrick	RB	5-9	195	8/23/79	2	Stephen F. Austin	D5b-01
18	Boerigter, Marc	WR	6-3	223	5/4/78	1	Hastings	FA-02
93	Browning, John	DE	6-4	297	9/30/73	7	West Virginia	D3-96
56	Bush, Lew	LB	6-2	250	12/2/69	10	Washington State	FA-00
59	Cadrez, Glenn	LB	6-2	247	1/2/70	11	Houston	FA-01
17	Capel, John	WR	5-11	184	11/27/78	1	Florida	FA-02
99	Clemons, Duane	DE	6-5	270	5/23/74	7	California	FA-00
34	Cloud, Michael	RB	5-10	205	7/1/75	4	Boston College	D2-99
15	Collins, Todd	QB	6-4	225	11/5/71	8	Michigan	W (BUF)-98
66	Crittendon, Aaron	T	6-4	350	3/27/79	R	Missouri	FA-02
39	Crockett, Ray	CB	5-10	185	1/5/67	14	Baylor	FA-01
79	Downing, Eric	DT	6-3	315	9/16/78	2	Syracuse	D3a-01
89	Dunn, Jason	TE	6-6	276	11/15/73	6	Eastern Kentucky	FA-00
43	Easy, Omar	FB	6-1	245	10/29/77	R	Penn State	D4-02
38	Finley, Clint	S	6-0	210	3/27/77	R	Nebraska	FA-02
71	Freeman, Eddie	DT	6-5	307	1/4/78	R	Ala. - Birmingham	D2-02
51	Fujita, Scott	LB	6-5	247	4/28/79	R	California	D5-02
83	Gammon, Kendall	TE	6-4	255	10/23/68	11	Pittsburg State	UFA (NO)-00
7	Germaine, Joe	QB	6-0	203	8/11/75	4	Ohio State	T (STL)-01
88	Gonzalez, Tony	TE	6-4	248	2/27/76	6	California	D1-97
10	Green, Trent	QB	6-3	217	7/9/70	9	Indiana	T (STL)-01
20	Hall, Dante	WR	5-8	187	9/1/78	3	Texas A&M	D5a-00
40	Harris, Corey	CB	5-10	187	11/28/76	2	North Alabama	FA-01
42	Harts, Shaunard	S	5-11	207	8/4/78	1	Boise State	D7a-01
46	Hawkins, Ahmad	CB	5-10	185	12/10/78	1	Virginia	FA-02
48	Hayes, Chad	TE	6-6	254	1/26/79	R	Maine	FA-02
98	Hicks, Eric	DE	6-6	280	6/17/76	5	Maryland	FA-98
65	Hobbs, Gary	T	6-4	320	5/13/80	R	Arkansas	FA-02
94	Hobgood-Chittick, Nate	DT	6-3	296	11/30/74	5	North Carolina	FA-01
31	Holmes, Priest	RB	5-9	213	10/7/73	6	Texas	UFA (BAL)-01
14	Jackson, Curtis	RB	5-10	195	9/22/73	2	Texas	FA-02
11	Jones, Reggie	WR	6-0	202	5/8/71	5	Louisiana State	FA-01
73	Jones, Willie	OT	6-6	355	12/17/75	4	Grambling	FA-00
52	Jordan, Richard	LB	6-1	260	12/1/74	4	Missouri Southern	FA-02
27	Julien, Jarmar	RB	5-11	240	12/11/79	R	San Jose State	FA-02
87	Kennison, Eddie	WR	6-1	201	1/20/73	7	Louisiana State	FA-01
5	Klemic, Dave	WR	5-11	186	6/16/78	1	Northeastern	FA-01
74	Landry, Mike	DE	6-3	267	12/22/78	R	Southern	FA-02
75	Ludwig, Brandon	G/C	6-3	293	4/23/79	R	California	FA-02
61	Lynch, Shawn	C	6-4	294	7/2/79	R	Duke	FA-02

<b>NO.</b>	<b>NAME</b>	<b>POS.</b>	<b>HT.</b>	<b>WT.</b>	<b>D.O.B.</b>	<b>EXP.</b>	<b>COLLEGE</b>	<b>HOW ACQUIRED</b>
57	Maslowski, Mike	LB	6-1	243	7/11/74	4	UW - La Crosse	FA-99
75	McCleary, Norris	DT	6-6	305	5/10/77	2	East Carolina	FA-00
22	McClellion, Central	CB	6-0	198	9/15/75	2	Ohio State	FA-02
81	Minnis, Marvin	WR	6-1	172	2/6/77	2	Florida State	D3b-01
84	Morris, Sylvester	WR	6-3	212	10/6/77	3	Jackson State	D1-00
80	Morton, Johnnie	WR	6-0	190	10/7/71	9	Southern California	FA-02
9	Moses, J.J.	WR	5-9	178	9/12/79	1	Iowa State	FA-02
66	Newson, Tony	LB	6-0	247	9/11/79	R	Utah State	FA-02
97	Owens, Ritchie	DE	6-6	287	5/22/72	8	Lehigh	UFA-01
82	Parker, Larry	WR	6-1	208	7/14/76	4	Southern California	D4-99
53	Patton, Marvucus	LB	6-2	241	5/1/67	13	UCLA	UFA (WAS)-99
12	Quinn, Jonathan	QB	6-6	243	2/27/75	5	Middle Tenn. State	UFA (JAX)-02
95	Ransom, Derrick	DE	6-3	306	9/13/76	5	Cincinnati	D6-98
6	Rebstock, Pete	WR	5-8	185	8/10/78	R	Colorado State	FA-02
49	Richardson, Tony	FB	6-1	232	12/17/71	8	Auburn	FA-95
77	Roaf, Willie	T	6-5	315	4/18/70	10	Louisiana Tech	T (NO)-02
69	Robertson, Harold	LB	6-2	228	2/13/79	R	Texas A&M	FA-02
92	Robertson, Wes	LB	6-2	229	11/19/78	1	Rutgers	FA-02
61	Rodríguez, Maurice	LB	6-1	251	8/30/78	R	Fresno State	D7-02
13	Rogers, Kirk	WR	5-11	175	8/22/78	R	Hardin-Simmons	FA-02
46	Roth, Josh	FB	6-0	236	3/15/78	1	Buffalo	FA-02
91	Sands, Terrell	DT	6-7	340	10/31/79	2	UT - Chattanooga	D7b-01
41	Shields, Paul	FB	6-1	244	1/31/76	3	Arizona	FA-02
68	Shields, Will	G	6-3	315	9/15/71	10	Nebraska	D3-93
90	Sims, Ryan	DT	6-4	315	5/4/80	R	North Carolina	D1-02
70	Spears, Marcus	T	6-4	320	9/28/71	9	N.W. (La.) State	FA-97
35	Stephens, Reggie	CB	5-9	195	2/21/75	3	Rutgers	FA-02
55	Stills, Gary	DE	6-2	244	7/11/74	4	West Virginia	D3a-99
4	Stryzinski, Dan	P	6-2	205	5/15/65	13	Indiana	UFA (ATL)-01
76	Tait, John	T	6-6	323	1/26/75	4	Brigham Young	D1-99P
65	Threats, Jabbar	DE	6-5	273	4/26/76	3	Michigan State	FA-02
1	Tynes, Lawrence	K	6-0	187	5/3/78	1	Troy State	FA-02
44	Warfield, Eric	CB	6-0	200	3/3/76	5	Nebraska	D7a-98
54	Waters, Brian	G	6-3	318	2/18/77	3	North Texas	FA-00
25	Wesley, Greg	S	6-2	203	3/19/78	3	Arkansas - Pine Bluff	D3-00
30	West, Lyle	S	6-0	210	12/20/76	3	San Jose State	FA-02
62	Wiegmann, Casey	C	6-2	285	7/20/73	6	Iowa	UFA (CHI)-01
60	Willis, Donald	G	6-3	325	7/15/73	5	North Carolina A&T	FA-00
21	Woods, Jerome	S	6-2	210	3/17/73	7	Memphis	D1-96
2	Wulfeck, Adam	P	6-0	229	7/26/80	R	Cincinnati	FA-02
67	Wyman, Devin	DT	6-7	325	8/29/73	4	Kentucky State	FA-02



### **CURRENT CHIEFS WITH PRO BOWL EXPERIENCE**



<b>Player</b>	<b>Pos</b>	<b>Pro Bowl Games</b>	<b>Teams</b>
Morten Andersen	K	1986-89, 1991, 1993, 1996	New Orleans, Atlanta
Tony Gonzalez	TE	2000-02	Kansas City
Priest Holmes	RB	2002	Kansas City
Willie Roaf	T	1995-98, 1999-01	New Orleans
Will Shields	G	1996-02	Kansas City

## 2002 POSITION-BY-POSITION ROSTER

QUARTERBACKS			
NO.	NAME	NFL EXP.	COLLEGE
15	Collins, Todd	8	Michigan
7	Germaine, Joe	4	Ohio State
10	Green, Trent	9	Indiana
12	Quinn, Jonathan	5	Middle Tenn. St.

RUNNING BACKS			
NO.	NAME	NFL EXP.	COLLEGE
23	Blaylock, Derrick	2	Stephen F. Austin
34	Cloud, Michael	4	Boston College
43	Easy, Omar	R	Penn State
31	Holmes, Priest	6	Texas
27	Julien, Jarmar	R	San Jose State
49	Richardson, Tony	8	Auburn
46	Roth, Josh	1	Buffalo
41	Shields, Paul	3	Arizona

WIDE RECEIVERS			
NO.	NAME	NFL EXP.	COLLEGE
18	Boerigter, Marc	1	Hastings
17	Capel, John	1	Florida
20	Hall, Dante	3	Texas A&M
14	Jackson, Curtis	2	Texas
11	Jones, Reggie	5	Louisiana State
87	Kennison, Eddie	7	Louisiana State
5	Klemic, Dave	1	Northeastern
81	Minnis, Marvin	2	Florida State
84	Morris, Sylvester	3	Jackson State
80	Morton, Johnnie	9	Southern California
9	Moses, J.J.	1	Iowa State
82	Parker, Larry	4	Southern California
6	Rebstock, Pete	R	Colorado State
13	Rogers, Kirk	R	Hardin-Simmons

TIGHT ENDS			
NO.	NAME	NFL EXP.	COLLEGE
45	Baber, Billy	1	Virginia
47	Blakley, Dwayne	R	Missouri
89	Dunn, Jason	6	Eastern Kentucky
83	Gammon, Kendall	11	Pittsburg State
88	Gonzalez, Tony	6	California
48	Hayes, Chad	R	Maine

OFFENSIVE LINE			
NO.	NAME	NFL EXP.	COLLEGE
72	Allford, Darnell	3	Boston College
74	Allen, Ian	1	Purdue
69	Allotey, Victor	4	Indiana
64	Andersen, Jason	4	Brigham Young
67	Baggett, Jason	R	Louisiana State
66	Crittendon, Aaron	R	Missouri
65	Hobbs, Gary	R	Arkansas
73	Jones, Willie	4	Grambling
75	Ludwig, Brandon	R	California
61	Lynch, Shaw	R	Duke
77	Roaf, Willy	10	Louisiana Tech
68	Shields, Will	10	Nebraska
70	Spears, Marcus	9	N.W. (La.) State
76	Tait, John	4	Brigham Young
54	Waters, Brian	3	North Texas
62	Wiegmann, Casey	6	Iowa
60	Willis, Donald	5	North Carolina A&T

DEFENSIVE LINE			
NO.	NAME	NFL EXP.	COLLEGE
64	Bingham, T.J.	R	Ouachita Baptist
93	Browning, John	7	West Virginia
99	Clemons, Duane	7	California
79	Dowring, Eric	2	Syracuse
71	Freeman, Eddie	R	Ala. - Birmingham
98	Hicks, Eric	5	Maryland
94	Hobgood-Chittick, Nate	5	North Carolina
74	Landry, Mike	R	Southern
75	McCleary, Norris	2	East Carolina
97	Owens, Ritchie	8	Lehigh
95	Ransom, Derrick	5	Cincinnati
91	Sands, Terrell	2	UT - Chattanooga
90	Sims, Ryan	R	North Carolina
55	Stills, Gary	4	West Virginia
65	Threats, Jabbar	3	Michigan State
67	Wyman, Devin	4	Kentucky State

LINEBACKERS			
NO.	NAME	NFL EXP.	COLLEGE
50	Atkins, Larry	4	UCLA
96	Beisel, Monty	2	Kansas State
56	Bush, Lew	10	Washington State
59	Cadrez, Glenn	11	Houston
51	Fujita, Scott	R	California
52	Jordan, Richard	4	Missouri Southern
57	Masloski, Mike	4	Wisconsin - La Crosse
66	Newton, Ton	R	Utah State
53	Patton, Marcus	13	UCLA
69	Robertson, Harold	R	Texas A&M
92	Robertson, Wes	1	Rutgers
61	Rodriguez, Maurice	R	Fresno State

DEFENSIVE BACKS			
NO.	NAME	NFL EXP.	COLLEGE
26	Allen, Taje	6	Texas
24	Bartee, William	3	Oklahoma
29	Belser, Jason	11	Oklahoma
39	Crockett, Ray	14	Baylor
38	Finley, Clint	R	Nebraska
40	Harris, Corey	2	North Alabama
42	Harts, Shaunard	1	Boise State
46	Hawkins, Ahmad	1	Virginia
22	McClellion, Central	2	Ohio State
35	Stephens, Reggie	3	Rutgers
44	Warfield, Eric	5	Nebraska
25	Wesley, Greg	3	Arkansas - Pine Bluff
30	West, Lyle	3	San Jose State
21	Woods, Jerome	7	Memphis

KICKERS			
NO.	NAME	NFL EXP.	COLLEGE
8	Andersen, Morten	21	Michigan State
4	Stryzinski, Dan	13	Indiana
1	Tynes, Lawrence	1	Troy State
2	Wulleck, Adam	R	Cincinnati

### 40TH FACT

*Three members of the Chiefs Hall of Fame were born outside the United States: Jan Stenerud, Christian Okoye and John Alt. The state of Texas has produced six Chiefs Hall of Fame players, more than any other state.*



# 2001 STATISTICAL REVIEW

## 2001 RESULTS (6-10, 4th AFC West)

Preseason		Record: 2-2
8/12 W 20-0	WASHINGTON	75,730
8/18 W 10-9	CHICAGO	77,618
8/23 L 23-28	at Jacksonville	48,623
8/31 L 17-21	at St. Louis	65,463
Regular Season		Record: 6-10
9/9 L 24-27	OAKLAND	78,844
9/23 L 3-13	N.Y. GIANTS	77,666
9/30 W 45-13	at Washington	76,573
10/7 L 6-20	at Denver	75,037
10/14 L 17-20	PITTSBURGH	78,413
10/21 L 16-24	at Arizona	35,916
10/25 L 28-35	INDIANAPOLIS (Thur.) (N)	74,212
11/4 W 25-20	at San Diego	58,789
11/11 L 7-27	at N.Y. Jets	78,234
11/25 W 19-7	SEATTLE	77,357
11/29 L 10-23	PHILADELPHIA (Thur.) (N)	77,087
12/9 L 26-28	at Oakland	60,784
12/16 W 26-23 OT	DENVER	77,778
12/23 W 20-17	SAN DIEGO	76,131
12/30 W 30-26	at Jacksonville	59,396
1/6 L 18-21	at Seattle	58,460

## 2001 TEAM STATISTICS CHIEFS

OPP.			
TOTAL FIRST DOWNS	324	296	
Rushing	119	111	
Passing	178	167	
Penalty	27	18	
3rd Down: Made/Att	70/195	86/218	
3rd Down Pct.	35.9	39.4	
4th Down: Made/Att	5/16	5/8	
4th Down Pct.	31.3	62.5	
POSSESSION AVG.	29:07	30:53	
TOTAL NET YARDS	5673	5304	
Avg. Per Game	354.6	331.5	
Total Plays	1015	1003	
Avg. Per Play	5.6	5.3	
NET YARDS RUSHING	2140	2140	
Avg. Per Game	125.5	133.8	
Total Rushes	448	481	
NET YARDS PASSING	3665	3164	
Avg. Per Game	229.1	197.8	
Sacked/Yards Lost	39/198	31/239	
Gross Yards	3863	3403	
Att./Completions	528/300	491/296	
Completion Pct.	56.8	60.3	
Had Intercepted	24	13	
PUNTS/AVERAGE	75/40.5	79/41.0	
NET PUNTING AVG.	75/35.3	79/35.6	
PENALTIES/YARDS	68/602	87/761	
FUMBLES/BALL LOST	19/9	23/13	
TOUCHDOWNS	34	37	
Rushing	16	15	
Passing	17	19	
Returns	1	3	

SCORE BY PERIODS	1	2	3	4	OT	TOTAL
CHIEFS TOTAL	56	92	64	105	3	320

## 2001 INDIVIDUAL STATISTICS

### PASS RECEIVING

	No.	Yds.	Avg.	LG	TD
Gonzalez	73	917	12.6	36	6
Holmes	62	614	9.9	67	2
Minnis	33	511	15.5	56	1
Richardson	30	265	8.8	47	0
Alexander	27	470	17.4	46	3
Thomas	19	247	13.0	28	1
Ricks	18	252	14.0	40	1
Kennison	16	322	20.1	65	0
Parker	15	199	13.3	44	2
Dunn	4	54	13.5	28	1
J. Williams	2	11	5.5	9	0
Green	1	1	1.0	1	0
<b>CHIEFS TOTAL</b>	<b>300</b>	<b>3863</b>	<b>12.9</b>	<b>67</b>	<b>17</b>
Opp. Total	296	3403	11.5	49	19

### RUSHING

	No.	Yds.	Avg.	LG	TD
Holmes	327	1555	4.8	41	8
Richardson	66	191	2.9	19	7
Green	35	158	4.5	16	0
Cloud	7	54	7.7	16	1
Kennison	2	13	6.5	14	0
Alexander	2	16	8.0	15	0
Hall	2	10	5.0	6	0
Gonzalez	1	9	9.0	9	0
Collins	2	6	3.0	7	0
Parker	3	6	2.0	7	0
Stryzinski	1	-10	-10.0	-10	0
<b>CHIEFS TOTAL</b>	<b>448</b>	<b>2008</b>	<b>4.5</b>	<b>41</b>	<b>16</b>
Opp. Total	481	2140	4.4	77	15

### PUNTING

	No.	Yds.	Avg.	Net	TB	In20	LG	Bk.
Stryzinski	73	2976	40.8	35.6	5	27	76	0
Peterson	2	61	30.5	25.0	0	0	34	0
<b>CHIEFS TOTAL</b>	<b>75</b>	<b>3037</b>	<b>40.5</b>	<b>35.3</b>	<b>5</b>	<b>27</b>	<b>76</b>	<b>0</b>
Opp. Total	79	3238	41.0	35.6	5	19	65	2

### PUNT RETURNS

	No.	FC	Yds.	Avg.	LG	TD
Hall	32	6	235	7.3	26	0
Parker	11	2	91	8.3	14	0
Warfield	1	0	0	0.0	0	0
<b>CHIEFS TOTAL</b>	<b>44</b>	<b>8</b>	<b>326</b>	<b>7.4</b>	<b>26</b>	<b>0</b>
Opp. Total	31	18	288	9.3	88	1

### KICKOFF RETURNS

	No.	Yds.	Avg.	LG	TD
Hall	43	969	22.5	71	0
Cloud	8	174	21.8	33	0
Beisel	3	35	11.7	14	0
Beiser	3	58	19.3	24	0
Dunn	2	34	17.0	18	0
Atkins	1	0	0.0	0	0
Parker	1	22	22.0	22	0
<b>CHIEFS TOTAL</b>	<b>61</b>	<b>1292</b>	<b>21.2</b>	<b>71</b>	<b>0</b>
Opp. Total	65	1474	22.7	88	1

### PASSING

	Att.	Cmp.	Yds.	Cmp%	Yds/Att.	TD	TD%	Int	INT%	LG	Sack/Lost	Rating
Green	523	296	3783	56.6	7.23	17	3.3	24	4.6	67	39.0/198.0	71.1
Collins	4	3	40	75.0	10.00	0	0.0	0	0.0	26	0.0/0.0	106.3
Gonzalez	1	1	40	100.0	40.00	0	0.0	0	0.0	40	0.0/0.0	118.8
<b>CHIEFS TOTAL</b>	<b>528</b>	<b>300</b>	<b>3863</b>	<b>56.8</b>	<b>7.32</b>	<b>17</b>	<b>3.2</b>	<b>24</b>	<b>4.5</b>	<b>67</b>	<b>39.0/198.0</b>	<b>71.7</b>
Opp. Total	491	296	3403	60.3	6.93	19	3.9	13	2.6	49	31.0/239.0	83.1

## 2001 SCORING STATISTICS

	SCORING					FG	S	TP
	TDR	TDP	TDD	TDK	PAT			
Peterson	0	0	0	0	27/28	27/35	0	108
Holmes	8	2	0	0	0/0	0/0	0	60
Richardson	7	0	0	0	0/0	0/0	0	42
Gonzalez	0	6	0	0	0/0	0/0	0	38
Alexander	0	3	0	0	0/0	0/0	0	18
Parker	0	2	0	0	0/0	0/0	0	12
Kennison	0	0	0	0	0/0	0/0	0	2
Ricks	0	1	0	0	0/0	0/0	1	8
Cloud	1	0	0	0	0/0	0/0	0	6
Dunn	0	1	0	0	0/0	0/0	0	6
Minnis	0	1	0	0	0/0	0/0	0	6
Thomas	0	1	0	0	0/0	0/0	0	6
Warfield	0	0	1	0	0/0	0/0	0	6
Green	0	0	0	0	0/0	0/0	0	2
<b>CHIEFS TOTAL</b>	<b>16</b>	<b>17</b>	<b>1</b>	<b>0</b>	<b>27/28</b>	<b>27/35</b>	<b>1</b>	<b>320</b>
Opp. Total	15	19	1	2	35/35	27/34	1	344

### TWO-POINT CONVERSIONS

<b>CHIEFS TOTAL</b>	<b>3-6</b>			
Opp. Total	2-2			

### FIELD GOALS

	1-19	20-29	30-39	40-49	50+
Peterson	0/0	9/11	9/10	8/12	1/2
<b>CHIEFS TOTAL</b>	<b>0/0</b>	<b>9/11</b>	<b>9/10</b>	<b>8/12</b>	<b>1/2</b>
Opp. Total	0/0	6/6	10/10	8/15	3/3

## KANSAS CITY CHIEFS INDIVIDUAL SINGLE-GAME BESTS

Passes Attempted	44	Trent Green	@ Arizona	10/21
Passes Completed	26	Trent Green	@ Jacksonville	12/30
Passing Yards	352	Trent Green	@ Arizona	10/21
Touchdown Passes	3	Trent Green	@ Washington	9/30
Pass Receptions	3	Tony Gonzalez	@ Denver	10/7
		Priest Holmes	Philadelphia	11/29
		Tony Gonzalez	@ Jacksonville	12/30
Pass Receiving Yards	129	Tony Gonzalez	@ Denver	10/7
Touchdown Receptions	2	Larry Parker	Indianapolis	10/25
		Tony Gonzalez	@ Jacksonville	12/30
Rushing Yards	181	Priest Holmes	@ San Diego	11/4
Rushing Attempts	30	Priest Holmes	@ San Diego	11/4
Rushing Touchdowns	2	Priest Holmes	@ Washington	9/30
		Priest Holmes	Pittsburgh	10/14
		Tony Richardson	@ San Diego	11/4
Combined Net Yards	277	Priest Holmes	@ Oakland	12/9
Interceptions Made	1	Glenn Cadrez	N.Y. Giants	9/23
		Ray Crockett	N.Y. Giants	9/23
		Marvyn Patton	@ Seattle	16/02
			Oakland	9/9
			N.Y. Giants	9/23
			@ N.Y. Jets	11/11
			@ Seattle	16/02
		Greg Wesley	@ Washington	9/30
			Philadelphia	11/29
		Jerome Woods	@ San Diego	11/4
			@ Oakland	12/9
			@ Jacksonville	12/30
Int. Return Yards	51	Eric Warfield	Oakland	9/9
Sacks	2.0	Marvyn Patton	Philadelphia	11/29
Punts	7	Dan Strzyzinski	Pittsburgh	10/14
Punting Average	50.0	Dan Strzyzinski	Oakland	9/9
Punt Returns	4	Dante Hall	@ Denver	10/7
			Seattle	11/25
			@ Oakland	12/9
			Indianapolis	10/25
Punt Return Yards	47	Larry Parker	Indianapolis	10/25
Kickoff Returns	5	Dante Hall	Denver	12/16
Kickoff Return Yards	131	Dante Hall	Philadelphia	11/29
Field Goals Attempted	6	Todd Peterson	Denver	12/16
Field Goals Made	4	Todd Peterson	Denver	12/16

## KANSAS CITY CHIEFS LONGEST PLAYS

Run From Scrimmage	41	Priest Holmes	@ Arizona	10/21
Touchdown Run	26	Priest Holmes	Pittsburgh	10/14
Pass Play	67	Green - Holmes	@ Oakland	12/9
Touchdown Pass	67	Green - Holmes	@ Oakland	12/9
Interception Return	51	Eric Warfield	Oakland	9/9
Punt Return	26	Dante Hall	@ Denver	10/7
Kickoff Return	71	Dante Hall	@ Oakland	12/9
Punt	76	Dan Strzyzinski	Oakland	9/9
Field Goal	51	Todd Peterson	Denver	12/16

## 2001 RANKINGS BY YARDAGE

	OFFENSE		DEFENSE	
	AFC	NFL	AFC	NFL
Rushing	3	6	Rushing	14
Passing	3	5	Passing	9
Total	3	5	Total	13

## 2001 DEFENSIVE STATISTICS

	Solos	Asst.	Total	Sacks/Yds.	PR	FR	FF	INT	PD
Edwards	112	35	147	2.0/13.0	4	3	1	0	6
Patton	109	29	138	3.0/25.0	6	0	2	2/5	7
Wesley	76	50	126	2.0/12.0	6	2	1	2/44	7
Woods	73	42	115	1.0/6.0	4	0	1	3/48	3
Hicks	45	48	93	3.5/27.5	11	1	3	0	1
Warfield	59	18	77	0.0/0.0	0	0	2	4/61	1
Ransom	36	40	76	3.0/20.0	9	1	0	0	1
Clemons	43	30	73	7.0/68.5	10	1	4	0	0
Crockett	40	14	54	0.0/0.0	0	0	0	1/8	11
Bush	28	14	42	0.0/0.0	3	0	0	0	3
Cadrez	24	15	39	1.5/2.5	0	1	1	1/0	3
Bartee	27	11	38	1.0/9.0	0	0	0	0	8
Downing	20	16	36	1.5/11.0	3	0	1	0	2
Owens	19	16	35	3.0/22.0	4	0	0	0	1
Browning	15	13	28	1.5/18.5	2	0	0	0	0
Hobgood-Chittick	12	7	19	0.0/0.0	0	0	0	0	0
Beisel	7	6	13	0.0/0.0	2	0	0	0	0
Allen	9	2	11	0.0/0.0	1	0	0	0	0
Maslowski	8	2	10	1.0/1.0	0	0	0	0	1
Williams, T.	3	4	7	0.0/0.0	0	0	0	0	0
McCleary	2	5	7	0.0/0.0	0	0	0	0	0
Belser	1	4	5	0.0/0.0	0	0	0	0	0
Stills	1	0	1	0.0/0.0	0	0	0	0	0
Atkins	0	1	1	0.0/0.0	0	0	0	0	0
Richardson	0	0	0	0.0/0.0	0	1	0	0	0

PR = QB Pressure FR = Fumble Recovery FF = Forced Fumble  
INT = Interception PD = Pass Defensed

### DEFENSIVE SCORES

TDs (1): Eric Warfield 51-yard INT return vs. Oakland (9/9)

### INTERCEPTIONS

	No.	Yds.	Avg.	LG	TD
Warfield	4	61	15.3	51	1
Woods	3	48	16.0	25	0
Wesley	2	44	22.0	30	0
Patton	2	5	2.5	5	0
Crockett	1	8	8.0	8	0
Cadrez	1	0	0.0	0	0
<b>CHIEFS TOTAL</b>	<b>13</b>	<b>166</b>	<b>12.8</b>	<b>51</b>	<b>1</b>
Opp. Team	24	296	12.3	61	1

## 2001 SPECIAL TEAMS STATISTICS

	Solos		Asst. Total		Solos		Asst. Total	
	No.	Yds.	No.	Yds.	No.	Yds.	No.	Yds.
Stills	14	4	18	Wesley	3	1	4	
Beisel	14	2	16	Peterson	3	0	3	
Belser	8	7	15	O'Neal	1	2	3	
Atkins	13	1	14	Parker	2	0	2	
Walker	7	6	13	Harris	2	0	2	
Maslowski	7	5	12	Waters	2	0	2	
Bartee	7	4	11	Thomas	2	0	2	
Warfield	8	2	10	Harts	2	0	2	
Williams, J.	3	4	7	Gammon	1	1	2	
Allen	4	2	6	Cloud	0	2	2	
Williams, T.	3	1	4	Strzyzinski	1	0	1	

### SPECIAL TEAMS BIG PLAYS

**Safety (1):** Mikhael Ricks blocked punt out of end zone vs. Pittsburgh (10/14)  
**Blocked Punts (2):** Mikhael Ricks, (P Josh Miller) vs. Pittsburgh (10/14)  
 Glenn Cadrez, (P Jeff Feagles) vs. Seattle (16/02)  
**Partially Blocked Punt (1):** Glenn Cadrez (P Sean Landeta) vs. Philadelphia (11/29)  
**Fumbles Forced (4):** Larry Parker vs. Pittsburgh (10/14)  
 Eric Warfield at Arizona (10/21)  
 Monty Beisel at Oakland (12/9)  
 Tyrone Williams at Jacksonville (12/30)  
**Fumble Recoveries (3):** Corey Harris at Arizona (10/21)  
 Bracy Walker at Oakland (12/9)  
 Gary Stills at Jacksonville (12/30)

# 2001 PRESEASON STATISTICS

## 2001 PRESEASON RESULTS (2-2)

<b>Preseason</b>	<b>Record: 2-2</b>
8/12 W 20-0	WASHINGTON..... 75,730
8/18 W 10-9	CHICAGO..... 77,618
8/23 L 23-28	at Jacksonville..... 48,623
8/31 L 17-21	at St. Louis..... 65,463

### TEAM STATISTICS

	CHIEFS					
<b>OPP</b>						
TOTAL FIRST DOWNS.....	93	39				
Rushing.....	26	10				
Passing.....	58	24				
Penalty.....	9	5				
3rd Down: Made/Att.....	32/65	13/52				
3rd Down Pct.....	49.2	25.0				
4th Down: Made/Att.....	0/2	0/2				
4th Down Pct.....	0.0	0.0				
POSSESSION AVG.....	35:44	24:16				
TOTAL NET YARDS.....	1430	740				
Avg. Per Game.....	357.5	185.0				
Total Plays.....	296	203				
Avg. Per Play.....	4.8	3.6				
NET YARDS RUSHING.....	392	174				
Avg. Per Game.....	98.0	43.5				
Total Rushes.....	118	82				
NET YARDS PASSING.....	1038	566				
Avg. Per Game.....	259.5	141.5				
Sacked/Yards Lost.....	12/70	6/52				
Gross Yards.....	1108	618				
Att./Completions.....	166/97	115/56				
Completion Pct.....	58.4	48.7				
Had Intercepted.....	5	2				
PUNTS/AVERAGE.....	16/31.1	31/42.9				
NET PUNTING AVG.....	16/31.3	31/33.6				
PENALTIES/YARDS.....	32/244	30/226				
FUMBLES/BALL LOST.....	11/5	0/0				
TOUCHDOWNS.....	7	7				
Rushing.....	2	1				
Passing.....	4	4				
Returns.....	1	2				
SCORE BY PERIODS	1	2	3	4	OT	Total
CHIEFS TOTAL.....	13	48	9	0	0	70
Opp. Total.....	7	3	24	24	0	58

### INDIVIDUAL STATISTICS

PASS RECEIVING					
	No.	Yds.	Avg.	LG	TD
Minnis.....	13	186	14.3	27	1
Parker.....	12	154	12.8	30	0
Gonzalez.....	10	110	11.0	20	0
Ricks.....	9	126	14.0	33	2
Alexander.....	6	116	19.3	37	0
J. Williams.....	6	41	6.8	14	0
Mayes.....	5	66	13.2	29†	1
R. Hall.....	5	52	10.4	21	0
Cloud.....	5	42	8.4	15	0
Muther.....	4	32	8.0	12	0
M. Thomas.....	4	27	6.8	15	0
Holmes.....	4	10	2.5	10	0
Baber.....	3	41	13.7	18	0
Richardson.....	3	32	10.7	13	0
Horne.....	3	30	10.0	18	0
Moreau.....	2	21	10.5	12	0
Simon.....	2	19	9.5	14	0
Blaylock.....	1	3	3.0	3	0
CHIEFS TOTAL.....	97	1108	11.4	37	4
Opp. Total.....	56	618	11.0	58†	4

RUSHING					
	No.	Yds.	Avg.	LG	TD
Moreau.....	29	95	3.3	12	0
Holmes.....	18	81	4.5	17	0
Blaylock.....	21	72	3.4	16	0
Cloud.....	18	64	3.6	14	1
Richardson.....	19	60	3.2	12	1
Collins.....	3	9	3.0	7	0
Brister.....	7	5	0.7	6	0
Alexander.....	1	4	4.0	4	0
Moses.....	1	4	4.0	4	0
D. Hall.....	1	-2	-2.0	-2	0
CHIEFS TOTAL.....	118	392	3.3	17	2
Opp. Total.....	82	174	2.1	17	1

SCORING								
	TD	TDP	TDD	TDK	PAT	FG	S	TP
Peterson.....	0	0	0	0	6/6	6/8	0	0
Ricks.....	0	2	0	0	0/0	0/0	0	12
Cloud.....	1	0	0	0	0/0	0/0	0	6
D. Hall.....	0	0	0	1	0/0	0/0	0	6
Mayes.....	0	1	0	0	0/0	0/0	0	6
Minnis.....	0	1	0	0	0/0	0/0	0	6
Richardson.....	1	0	0	0	0/0	0/0	0	6
Tynes.....	0	0	0	0	1/1	1/3	0	4
CHIEFS TOTAL.....	2	4	0	1	7/7	7/11	0	70
Opp. Total.....	1	4	2	0	7/7	3/4	0	58

TWO-POINT CONVERSIONS	
CHIEFS TOTAL.....	0-0
Opp. Total.....	0-0

FIELD GOALS					
	1-19	20-29	30-39	40-49	50+
Peterson.....	0/0	2/3	1/2	3/3	0/0
Tynes.....	0/0	1/1	0/1	0/0	0/1
CHIEFS TOTAL.....	0/0	3/4	1/3	3/3	0/1
Opp. Total.....	0/0	1/1	1/2	1/1	0/0

INTERCEPTIONS					
	No.	Yds.	Avg.	LG	TD
Warfield.....	1	0	0.0	0	0
Stills.....	1	-3	-3.0	-3	0
CHIEFS TOTAL.....	2	-3	-1.5	0	0
Opp. Total.....	5	89	17.8	83†	1

PUNTING								
	No.	Yds.	Avg.	Net	TB	In20	LG	Blk.
Stryzinski.....	16	549	37.1	31.3	1	6	44	0
CHIEFS TOTAL.....	16	549	37.1	31.3	1	6	44	0
Opp. Total.....	31	1329	42.9	33.6	1	7	59	0

PUNT RETURNS						
	No.	FC	Yds.	Avg.	LG	TD
D. Hall.....	14	3	254	18.1	92†	1
Moses.....	3	1	4	1.3	3	0
Simon.....	2	0	9	4.5	7	0
Parker.....	0	1	0	---	---	0
CHIEFS TOTAL.....	19	5	267	14.1	92†	1
Opp. Total.....	5	8	73	14.6	38	0

KICKOFF RETURNS					
	No.	Yds.	Avg.	LG	TD
Horne.....	6	158	26.3	50	0
Cloud.....	3	59	19.7	24	0
Blaylock.....	2	35	17.5	22	0
D. Hall.....	2	46	23.0	24	0
CHIEFS TOTAL.....	13	298	22.9	50	0
Opp. Total.....	18	318	17.7	49	0

PASSING												
	Att.	Cmp.	Yds.	Cmp%	Yds/Att.	TD	TD%	Int	INT%	LG	Sack/Lost	Rating
Green.....	60	35	477	58.3	7.95	3	5.0	1	1.7	37	3/18	93.5
Brister.....	56	31	319	55.4	5.70	0	0.0	3	5.4	30	4/27	49.6
Collins.....	48	30	307	62.5	6.40	1	2.1	1	2.1	27	5/25	79.1
Helming.....	2	1	5	50.0	2.50	0	0.0	0	0.0	5	0/0	56.3
CHIEFS TOTAL.....	166	97	1108	58.4	6.67	4	2.4	5	3.0	37	12/70	74.1
Opp. Total.....	115	56	618	48.7	5.37	4	3.5	2	1.7	58†	6/52	69.4

# 2001 CHIEFS GAME-BY-GAME OFFENSE

	Oakland	N.Y. Giants	Washington	Denver	Pittsburgh	Arizona	Indianapolis	San Diego	N.Y. Jets	Seattle	Philadelphia	Oakland	Denver	San Diego	Jacksonville	Seattle
<b>FIRST DOWNS</b>																
Total.....	16	11	29	16	19	20	25	21	16	13	18	23	22	24	23	14
Rush.....	2	5	10	13	11	5	4	14	7	12	6	12	8	10	5	6
Pass.....	11	6	19	13	7	13	18	7	9	10	10	9	11	10	15	10
Penalty.....	3	0	0	1	1	2	3	0	0	1	2	2	3	4	3	2
<b>THIRD DOWNS</b>																
Attempts.....	12	14	13	11	11	14	13	13	13	11	11	12	9	13	11	14
Converted.....	2	5	8	3	3	5	5	4	5	4	4	2	4	8	4	4
Percentage.....	17	36	62	27	27	36	38	31	38	36	36	17	44	62	36	29
<b>TOT OFFENSE</b>																
Net Yards.....	254	266	546	297	271	459	415	378	224	433	291	447	396	323	365	308
Plays.....	35	55	69	61	61	65	69	67	60	73	57	71	59	61	68	64
Avg./Play.....	4.6	4.8	7.9	4.9	4.4	7.1	6.0	5.6	3.7	5.9	5.1	6.3	6.7	5.3	5.4	4.8
<b>RUSHING</b>																
Net Yards.....	35	88	200	42	165	119	101	208	100	188	83	204	137	120	92	126
Rush. Att.....	17	20	38	17	24	20	23	39	26	44	20	36	33	32	31	28
Avg./Att.....	2.1	4.4	5.3	2.5	6.9	6.0	4.4	5.3	3.8	4.3	4.2	5.7	4.2	3.8	3.0	4.5
<b>PASSING</b>																
Net Yards.....	219	178	346	255	106	340	314	170	124	245	208	243	259	203	273	182
Attempts.....	37	34	30	40	33	44	43	26	31	26	35	32	21	28	35	33
Completions.....	16	17	24	25	16	21	22	14	16	16	21	15	17	19	26	15
Intercepted.....	1	1	0	4	1	2	3	1	3	0	1	1	1	2	2	1
Gross Yards.....	222	184	347	283	127	352	324	186	143	256	213	253	292	203	294	184
Sacked.....	1	1	1	4	4	1	3	2	3	3	2	3	5	1	2	3
Yards Lost.....	3	6	1	28	21	12	10	16	19	11	5	10	33	0	21	2
<b>PENALTIES</b>																
Number.....	4	2	7	2	2	10	2	6	3	3	3	6	9	2	5	2
Yards.....	25	10	78	15	10	107	10	61	25	20	43	50	68	10	55	15
<b>FUMBLES</b>																
Number.....	2	0	0	0	0	1	0	0	1	2	2	0	2	1	4	1
Lost.....	2	0	1	0	0	0	0	0	1	0	2	0	2	0	2	0
<b>SCORING</b>																
Points.....	24	3	45	6	17	16	28	25	7	19	10	26	26	20	30	18
TD Rushing.....	1	0	3	0	2	0	3	3	1	2	1	1	1	1	1	1
TD Passing.....	1	0	3	0	0	1	0	0	0	0	0	0	0	1	2	1
TD KO Returns.....	0	0	0	0	0	0	0	0	0	0	0	0	0	0	0	0
TD Punt Returns.....	0	0	0	0	0	0	0	0	0	0	0	0	0	0	0	0
TD Sp. Teams - Other.....	0	0	0	0	0	0	0	0	0	0	0	0	0	0	0	0
TD Defensive Returns.....	0	0	0	0	0	0	0	0	0	0	0	0	0	0	0	0
FG Attempts.....	2	0	1	0	0	3	2	2	0	2	1	3	6	3	3	3
FG Made.....	1	1	1	2	0	3	2	2	0	2	1	2	4	2	3	1

# 2001 CHIEFS GAME-BY-GAME DEFENSE

<b>FIRST DOWNS</b>	Oakland	N.Y. Giants	Washington	Denver	Pittsburgh	Arizona	Indianapolis	San Diego	N.Y. Jets	Seattle	Philadelphia	Oakland	Denver	San Diego	Jacksonville	Seattle
Total	23	20	11	15	16	20	17	22	22	11	19	16	22	20	22	20
Rush	6	6	3	9	8	8	7	4	12	5	4	6	6	9	9	9
Pass	15	14	6	6	8	9	9	14	10	6	13	9	15	10	12	11
Penalty	2	0	2	0	0	3	1	4	0	0	2	1	1	1	1	0
<b>THIRD DOWNS</b>																
Attempts	17	14	12	15	14	16	16	14	12	12	12	10	16	11	11	16
Converted	8	6	3	7	6	9	7	4	4	4	4	2	7	4	3	8
Percentage	47	43	25	47	43	56	44	29	33	33	33	20	44	36	27	50
<b>TOT OFFENSE</b>																
Net Yards	427	299	218	300	316	363	373	325	353	204	378	264	335	329	431	389
Plays	76	66	48	61	63	62	66	65	65	46	64	52	73	58	67	73
Avg./Play	5.6	4.4	4.5	4.9	5.0	5.9	5.7	4.9	5.4	4.4	5.9	5.1	4.8	5.7	6.4	5.3
<b>RUSHING</b>																
Net Yards	100	98	111	197	203	135	194	66	174	65	127	79	94	165	182	150
Rush Att.	28	31	20	39	35	37	33	20	37	17	36	26	34	29	26	33
Avg./Att.	3.6	2.9	5.6	5.1	5.8	3.6	5.9	3.3	4.7	3.8	3.5	3.0	2.8	5.7	7.0	4.3
<b>PASSING</b>																
Net Yards	327	201	107	103	113	228	179	259	179	139	251	185	241	164	249	239
Attempts	46	34	27	20	25	25	30	43	28	26	26	24	34	27	37	39
Completions	31	20	11	11	15	16	19	21	18	16	18	18	23	15	22	22
Intercepted	1	3	1	1	0	0	0	1	1	0	1	1	0	0	1	2
Gross Yards	341	208	116	121	141	228	201	282	179	162	269	195	254	175	283	248
Sacked	2	2	1	2	3	0	3	23	0	23	18	10	13	11	4	9
Yards Lost	14	7	9	18	28	0	22	23	0	23	18	12	13	2	34	9
<b>PENALTIES</b>																
Number	10	2	4	8	8	6	7	4	0	4	5	5	8	7	5	4
Yards	106	15	25	53	67	50	54	20	0	35	35	34	146	47	44	30
<b>FUMBLES</b>																
Number	2	1	0	0	1	2	1	2	1	0	0	4	4	1	2	1
Lost	2	0	0	0	0	2	1	0	1	0	0	5	4	0	2	0
<b>SCORING</b>																
Points	27	13	13	20	20	24	35	20	27	7	23	28	23	17	26	21
TD Rushing	0	1	0	1	0	2	2	1	3	0	2	2	3	2	2	1
TD Passing	0	0	1	0	0	1	1	1	0	1	0	1	1	0	1	2
TD KO Returns	2	0	0	0	0	0	0	0	0	0	0	0	0	0	0	0
TD Punt Returns	0	0	0	0	0	0	0	0	0	0	0	0	0	0	0	0
TD Sp. Teams - Other	0	0	0	0	0	0	0	0	0	0	0	0	0	0	0	0
TD Defensive Returns	0	0	0	0	1	0	0	0	0	0	0	0	0	0	0	0
FG Attempts	4	2	2	2	2	1	3	2	2	1	3	0	4	2	2	1
FG Made	4	2	2	2	2	1	2	3	2	0	3	0	3	1	1	0

# 2001 CHIEFS GAME-BY-GAME STARTERS

## OFFENSE

Date	Opponent	X	LT	LG	C	RG	RT	TE	Z	QB	FB	RB
9/9	Oakland	Minnis	Tait	Spears	Waters	Shields	Riley	Gonzalez	Alexander	Green	Richardson	Holmes
9/23	N.Y. Giants	Minnis	Tait	Spears	Wiegmann	Shields	Riley	Gonzalez	Thomas	Green	Richardson	Holmes
9/30	@ Washington	Thomas	Tait	Spears	Wiegmann	Shields	Riley	Gonzalez	Alexander	Green	Richardson	Holmes
10/7	@ Denver	Minnis	Tait	Spears	Wiegmann	Shields	Riley	Gonzalez	Alexander	Green	Williams	Holmes
10/14	Pittsburgh	Minnis	Tait	Spears	Wiegmann	Shields	Riley	Gonzalez	Alexander	Green	Williams	Holmes
10/21	@ Arizona	Thomas	Tait	Willis	Wiegmann	Shields	Spears	Gonzalez	Alexander	Green	Dunn - TE	Holmes
10/25	Indianapolis	Thomas	Tait	Willis	Wiegmann	Shields	Spears	Gonzalez	Parker	Green	Richardson	Holmes
11/4	@ San Diego	Minnis	Tait	Willis	Wiegmann	Shields	Spears	Gonzalez	Parker	Green	Richardson	Holmes
11/11	@ N.Y. Jets	Minnis	Tait	Willis	Wiegmann	Shields	Spears	Gonzalez	Parker	Green	Richardson	Holmes
11/25	Seattle	Thomas	Tait	Waters	Wiegmann	Shields	Spears	Gonzalez	Alexander	Green	Richardson	Holmes
11/29	Philadelphia	Parker	Tait	Waters	Wiegmann	Shields	Spears	Gonzalez	Dunn - TE	Green	Richardson	Holmes
12/9	@ Oakland	Minnis	Tait	Waters	Wiegmann	Shields	Spears	Gonzalez	Alexander	Green	Dunn - TE	Holmes
12/16	Denver	Minnis	Tait	Waters	Wiegmann	Shields	Spears	Gonzalez	Alexander	Green	Richardson	Holmes
12/23	San Diego	Minnis	Tait	Waters	Wiegmann	Shields	Spears	Gonzalez	Alexander	Green	Dunn - TE	Holmes
12/30	@ Jacksonville	Minnis	Tait	Waters	Wiegmann	Shields	Spears	Gonzalez	Alexander	Green	Dunn - TE	Holmes
1/6	@ Seattle	Minnis	Tait	Waters	Wiegmann	Shields	Spears	Gonzalez	Alexander	Green	Kennison - WR	Holmes

## DEFENSE

Date	Opponent	LE	LT	NT	RE	LOB	MLB	ROLB	LCB	RCB	SS	FS
9/9	Oakland	Hicks	Browning	Ransom	Clemons	Bush	Patton	Edwards	Crockett	Warfield	Wesley	Woods
9/23	N.Y. Giants	Hicks	Browning	Ransom	Clemons	Bush	Patton	Edwards	Crockett	Warfield	Wesley	Woods
9/30	@ Washington	Hicks	Browning	Ransom	Clemons	Bush	Patton	Edwards	Crockett	Warfield	Wesley	Woods
10/7	@ Denver	Hicks	Browning	Ransom	Owens	Bush	Patton	Edwards	Crockett	Warfield	Wesley	Woods
10/14	Pittsburgh	Hicks	Browning	Ransom	Clemons	Bush	Patton	Edwards	Crockett	Warfield	Wesley	Woods
10/21	@ Arizona	Hicks	Browning	Ransom	Clemons	Bush	Patton	Edwards	Bartee	Warfield	Wesley	Woods
10/25	Indianapolis	Hicks	Hobgood-Chittick	Ransom	Clemons	Bush	Patton	Edwards	Bartee	Warfield	Wesley	Woods
11/4	@ San Diego	Hicks	Downing	Ransom	Clemons	Bush	Patton	Edwards	Bartee	Warfield	Wesley	Woods
11/11	@ N.Y. Jets	Hicks	Downing	Ransom	Clemons	Cadrez	Patton	Edwards	Bartee	Warfield	Wesley	Woods
11/25	Seattle	Hicks	Downing	Ransom	Clemons	Bush	Patton	Edwards	Bartee	Warfield	Wesley	Woods
11/29	Philadelphia	Hicks	Downing	Ransom	Clemons	Bush	Patton	Edwards	Crockett	Warfield	Wesley	Woods
12/9	@ Oakland	Hicks	Downing	Ransom	Clemons	Cadrez	Patton	Edwards	Crockett	Warfield	Wesley	Woods
12/16	Denver	Hicks	Downing	Ransom	Clemons	Cadrez	Patton	Edwards	Crockett	Warfield	Wesley	Woods
12/23	San Diego	Hicks	Downing	Ransom	Clemons	Cadrez	Patton	Edwards	Crockett	Warfield	Wesley	Woods
12/30	@ Jacksonville	Hicks	Downing	Ransom	Clemons	Bush	Patton	Edwards	Crockett	Warfield	Wesley	Woods
1/6	@ Seattle	Hicks	Downing	Ransom	Clemons	Bush	Patton	Edwards	Crockett	Warfield	Wesley	Woods

## 2001 PLAYER PARTICIPATION

PLAYER	GP	GS	INJ	PLAYER	GP	GS	INJ	PLAYER	GP	GS	INJ	PLAYER	GP	GS	INJ
Alexander	13	11	2	Crockett	14	12	0	W. Jones	12	0	0	Shields	16	16	0
Alford	2	0	0	Dennis	0	0	3	Kennison	5	1	0	Spears	16	16	0
Allen	16	0	0	Downing	15	9	0	Maslowski	8	0	8	Stills	10	0	6
Allotey	0	0	0	Dunn	15	6	1	McCleary	10	0	0	Stryzinski	16	0	0
Atkins	12	0	4	Edwards	16	16	0	Minnis	13	11	2	Tait	16	16	0
Barber	1	0	0	Gammon	16	0	0	Morris	0	0	16	Thomas	10	5	1
Bartee	16	5	0	Germaine	0	0	0	O'Neal	3	0	0	Walker	15	0	0
Beisel	16	0	0	Gonzalez	16	16	0	Owens	16	1	3	Warfield	16	18	0
Beiser	16	0	0	Green	16	16	0	Parker	12	4	3	Waters	16	8	0
Blaylock	0	0	0	Hall	13	0	3	Patton	16	15	0	Wesley	16	16	0
Browning	6	6	10	Harts	3	0	0	Peterson	16	0	0	Wiegmann	15	15	1
Bush	12	11	4	Harris	4	0	0	Ransom	16	16	0	D. Williams	0	0	3
Cadrez	16	5	0	Hicks	16	16	0	Richardson	14	8	2	J. Williams	11	2	0
Clemons	16	15	0	Hobgood-Chittick	10	1	4	Ricks	16	0	2	T. Williams	7	0	0
Cloud	15	0	0	Holmes	16	16	0	Riley	7	5	9	Willis	14	4	2
Collins	1	0	0	R. Jones	0	0	0	Sands	0	0	16	Woods	16	16	0

## 2001 INDIVIDUAL GAME-BY-GAME PASSING STATS

PASSING Date	Opponent	Att.	Cmp.	Yds.	Cmp%	Yds/Att.	TD	TD%	INT	INT%	LG	Sack/Lost	Rating
9/9	Oakland	37	16	222	43.2	6.00	1	2.7	1	2.7	47	1.0/3.0	60.0
9/23	N.Y. Giants	34	17	184	50.0	5.41	0	0.0	1	2.9	49	1.0/6.0	54.0
9/30	@ Washington	26	21	307	80.8	11.81	3	11.5	0	0.0	35	1.0/1.0	154.3
10/7	@ Denver	40	25	283	62.5	7.08	0	0.0	4	10.0	33	4.0/28.0	44.1
10/14	Pittsburgh	33	16	127	48.5	3.85	0	0.0	1	3.0	23	4.0/21.0	45.9
10/21	@ Arizona	44	21	352	47.7	8.00	1	2.3	2	4.5	44	1.0/12.0	63.8
10/25	Indianapolis	43	22	324	51.2	7.53	3	7.0	3	7.0	35	3.0/10.0	70.3
11/4	@ San Diego	25	13	146	52.0	5.84	0	0.0	1	4.0	25	2.0/16.0	53.1
11/11	@ N.Y. Jets	31	16	143	51.6	4.61	1	3.2	3	9.7	25	3.0/19.0	35.5
11/25	Seattle	26	16	256	61.5	9.85	0	0.0	0	0.0	55	3.0/11.0	94.4
11/29	Philadelphia	35	21	213	60.0	6.09	1	2.9	1	2.9	37	2.0/5.0	75.1
12/9	@ Oakland	32	15	168	46.9	5.25	2	6.3	1	3.1	67	3.0/10.0	81.9
12/16	Denver	21	17	292	81.0	13.90	1	4.8	1	4.8	56	5.0/33.0	114.8
12/23	San Diego	28	19	203	67.9	7.25	1	3.6	2	7.1	48	1.0/0.0	71.0
12/30	@ Jacksonville	35	26	294	74.3	8.40	2	5.7	2	5.7	50	2.0/21.0	94.2
1/6	@ Seattle	33	15	184	45.5	5.58	1	3.0	1	3.0	65	3.0/2.0	60.7
<b>TOTALS</b>		<b>523</b>	<b>296</b>	<b>3783</b>	<b>56.6</b>	<b>7.23</b>	<b>17</b>	<b>3.3</b>	<b>24</b>	<b>4.6</b>	<b>671</b>	<b>39.0/198.0</b>	<b>71.7</b>

## 2001 INDIVIDUAL GAME-BY-GAME RUSHING AND RECEIVING STATS

RUSHING:		HOLMES			RICHARDSON			GREEN			CLOUD			ALEXANDER			KENNISON					
Date	Opponent	No.	Yds.	Avg.	LG	TD	No.	Yds.	Avg.	LG	TD	No.	Yds.	Avg.	LG	TD	No.	Yds.	Avg.	LG	TD	
9/9	Oakland	7	21	3.0	7	0	6	3	0.5	3	1	4	11	2.8	12	0	0	0	0.0	--	0	0
9/23	N.Y. Giants	8	30	3.8	9	0	9	41	4.6	19	0	3	17	5.7	9	0	0	0.0	--	0	0	
9/30	@ Washington	23	147	6.4	27	2	11	30	2.7	14	1	1	2	2.0	2	0	0	0.0	--	0	0	
10/7	@ Denver	17	42	2.5	8	0	Inactive/Shoulder					0	0	0.0	--	0	0	0.0	--	0	0	
10/14	Pittsburgh	20	150	7.5	26t	2	1	4	4.0	4	0	2	14	7.0	8	0	1	3	3.0	3	0	
10/21	@ Arizona	15	85	5.7	41	0	Inactive/Shoulder					0	0	0.0	--	0	0	0.0	--	0	0	
10/25	Indianapolis	15	55	3.7	19	0	1	4	4.0	4	0	3	19	6.3	8	0	0	0.0	--	0	0	
11/4	@ San Diego	30	181	6.0	26	1	4	26	6.5	19	0	3	19	6.3	8	0	0	0.0	--	0	0	
11/11	@ N.Y. Jets	18	71	3.9	11	0	8	23	2.9	8	2	1	4	4.0	4	0	0	0.0	--	0	0	
11/25	Seattle	26	120	4.6	12	0	5	22	4.4	13	0	2	1	4	0.5	1	0	0.0	--	0	0	
11/29	Philadelphia	18	76	4.2	16	0	9	18	2.0	6	1	4	15	3.8	9	0	5	35	7.0	15	1	
12/9	@ Oakland	28	168	6.0	20	1	5	12	2.4	8	0	1	7	7.0	7	0	1	16	16.0	16	0	
12/16	Denver	29	121	4.2	14	1	2	3	1.5	2	0	1	-1	-1.0	-1	0	0	0.0	--	0	0	
12/23	San Diego	23	80	3.5	14	0	3	5	1.7	4	1	5	36	7.2	13	0	0	0.0	--	0	0	
12/30	@ Jacksonville	27	91	3.4	12	1	0	0	0.0	--	0	2	2	1.0	8	0	0	0.0	--	0	0	
1/6	@ Seattle	23	117	5.1	22	0	2	1	0.5	11	1	3	8	2.7	6	0	0	0.0	--	0	0	
<b>TOTALS</b>		<b>327</b>	<b>1555</b>	<b>4.8</b>	<b>41</b>	<b>8</b>	<b>66</b>	<b>191</b>	<b>2.9</b>	<b>19</b>	<b>7</b>	<b>35</b>	<b>158</b>	<b>4.5</b>	<b>16</b>	<b>0</b>	<b>7</b>	<b>54</b>	<b>7.7</b>	<b>16</b>	<b>1</b>	<b>2</b>

RECEIVING:		Gonzalez			HOLMES			MINNIS			KENNISON			RICHARDSON			ALEXANDER					
Date	Opponent	No.	Yds.	Avg.	LG	TD	No.	Yds.	Avg.	LG	TD	No.	Yds.	Avg.	LG	TD	No.	Yds.	Avg.	LG	TD	
9/9	Oakland	5	81	16.2	23	0	1	30	30.0	30t	1	0	0	0.0	--	0	0	0.0	--	0	0	
9/23	N.Y. Giants	5	43	8.6	16	0	3	17	5.7	8	0	1	49	49.0	49	0	1	2	2.0	2	0	
9/30	@ Washington	5	88	17.6	35	1	5	78	15.6	31	1	0	Inactive/Head				3	28	9.3	15	0	
10/7	@ Denver	8	129	16.1	35	0	7	58	8.3	13	0	5	56	11.2	15	0	4	33	8.3	16	0	
10/14	Pittsburgh	5	46	9.2	11	0	3	-1	-0.3	7	0	1	14	14.0	14	0	0	0.0	--	0	0	
10/21	@ Arizona	4	58	14.5	25	0	3	24	8.0	9	0	4	54	13.5	20	0	1	20	20.0	20	0	
10/25	Indianapolis	3	75	25.0	35	1	3	23	7.7	11	0	4	64	16.0	20	0	2	25	12.5	16	0	
11/4	@ San Diego	4	42	10.5	14	0	1	9	9.0	9	0	2	44	22.0	25	0	4	33	8.3	19	0	
11/11	@ N.Y. Jets	5	43	8.6	13	1	3	1	0.3	1	0	1	4	4.0	4	0	3	22	7.3	11	0	
11/25	Seattle	6	71	11.8	26	0	3	70	23.3	55	0	0	Inactive/Ankle				2	28	14.0	21	0	
11/29	Philadelphia	4	28	7.0	14	0	8	100	12.5	37	0	0	0	0.0	--	0	2	11	5.5	6	0	
12/9	@ Oakland	4	51	12.8	24	1	5	109	21.8	67t	1	0	7	7.0	7	0	3	12	4.0	6	0	
12/16	Denver	3	53	17.7	36	1	1	8	8.0	8	0	5	89	17.8	56	0	0	6	20.7	42	0	
12/23	San Diego	2	22	11.0	16	0	3	12	4.0	6	0	6	58	19.3	48	0	3	58	19.3	48	0	
12/30	@ Jacksonville	8	78	9.8	14	2	7	53	7.6	17	0	1	7	7.0	7	0	6	121	20.2	50	0	
1/6	@ Seattle	2	9	4.5	9	0	6	52	8.7	17	0	1	21	21.0	21	0	3	74	24.7	65	0	
<b>TOTALS</b>		<b>73</b>	<b>917</b>	<b>12.6</b>	<b>36</b>	<b>6</b>	<b>62</b>	<b>614</b>	<b>9.9</b>	<b>67t</b>	<b>2</b>	<b>33</b>	<b>511</b>	<b>15.5</b>	<b>56</b>	<b>1</b>	<b>16</b>	<b>322</b>	<b>20.1</b>	<b>65</b>	<b>0</b>	<b>30</b>

# 2001 GAME SUMMARIES

## GAME 1



### Oakland 27, CHIEFS 24

September 9, 2001 • Arrowhead Stadium • 78,844



OAKLAND	6	0	8	13	—	27
KANSAS CITY	7	7	3	7	—	24

In Dick Vermeil's first regular season game as Kansas City's head coach, the Chiefs fought back from a 24-17 deficit to even the count at 24-24 with 1:21 remaining in the contest. However, that comeback effort wasn't enough as the Raiders knocked through a game-winning field goal with 15 seconds left, sealing Oakland's 27-24 victory at Arrowhead Stadium.

The 2001 regular season started with a bang when four plays into the contest Chiefs CB Eric Warfield intercepted a QB Rich Gannon pass and dashed 51 yards for the season's first score to give the Chiefs a 7-0 advantage.

After a pair of FGs by Oakland K Sebastian Janikowski closed the Chiefs lead to 7-6, the Kansas City offense finally got rolling when Chiefs QB Trent Green rallied the troops late in the first quarter and hit TE Tony Gonzalez on a 14-yard pass over the middle. FB Tony Richardson followed that up by punching the ball across the goal line with a three-yard sweep to put the Chiefs ahead 14-6 at the half.

Trailing 24-17 late in the game, Green engineered a prolific 10-play, 80-yard scoring drive to pull the game even at 24-24. Facing fourth-and-10 at the Oakland 42-yard line, Green scrambled for a 12-yard first down prolonging the contest. Two plays later Green floated a pass to WR Marvin Minnis, who made a diving catch in the right corner of the end zone, to knot the score at 24-24.

For the second straight year however, Janikowski booted a field goal in the game's final 30 seconds to steal a victory at Arrowhead. Gannon, who finished with 341 passing yards, quickly drove the Raiders into Kansas City territory to set up Janikowski's game-clinching 31-yard kick.

The Chiefs offense was outgained 427 to 254 yards, but LB Donnie Edwards led the team with 12 tackles and recovered a pair of fumbles for Kansas City, giving the Chiefs defense three turnovers on the day.

#### GAME NOTES

- TE Tony Gonzalez moved into seventh place in Chiefs history in receiving yardage with 3,122. He bypassed Fred Arbanas who held the previous Kansas City TE record and seventh place all-time with 3,101 receiving yards.
- CB Eric Warfield scored his first NFL touchdown on a 51-yard INT return. It marked the 13th consecutive season ('89-01) Kansas City registered at least one touchdown on defense.
- LB Donnie Edwards recorded a career-high two fumble recoveries.

- CHIEFS** — Warfield, 51-yard interception return (Peterson kick).
- RAIDERS** — Janikowski, 43-yard field goal (5-21, 2:13).
- RAIDERS** — Janikowski, 42-yard field goal (13-56, 6:19).
- CHIEFS** — Richardson, 3-yard run (Peterson kick) (4-63, 2:12).
- CHIEFS** — Peterson, 31-yard field goal (5-46, 1:32).
- RAIDERS** — Brown, 33-yard pass from Gannon (Gannon run) (7-60, 3:57).
- RAIDERS** — Janikowski, 36-yard field goal (11-50, 5:05).
- RAIDERS** — Ritchie, 15-yard pass from Gannon (Janikowski kick) (4-60, 1:37).
- CHIEFS** — Minnis, 30-yard pass from Green (Peterson kick) (10-80, 1:58).
- RAIDERS** — Janikowski, 31-yard field goal (5-36, 1:06).

Team Statistics	Raiders	Chiefs
First Downs	23	16
Total Net Yards	427	254
Rushes/Net Yards	28/100	17/35
Net Passing	327	219
Pass Attempts/Completions	46/31	37/16
Had Intercepted	1	1
Times Sacked/Yards	2.0/14.0	1.0/3.0
Punts/Average	4/46.3	5/47.4
Penalties/Yards	10/106	4/25
Fumbles/Lost	2/2	2/2
Possession Time	37:57	22:03

#### RUSHING

- CHIEFS** — Holmes 7-21; Green 4-11; Richardson 6-3, 1 TD.
- RAIDERS** — Wheatley 14-49; Garner 12-38; Gannon 1-9; Brown 1-4.

#### RECEIVING

- CHIEFS** — Gonzalez 5-81; Richardson 4-68; Ricks 2-26; Minnis 1-30, 1 TD; Williams 1-9; Dunn 1-6; Green 1-1; Holmes 1-1.
- RAIDERS** — Brown 8-133, 1 TD; Rice 8-87; Garner 4-20; Williams 3-42; Ritchie 2-25, 1 TD; Crockett 2-10; Wheatley 2-10; Dunn 1-8; Jordan 1-6.

#### PASSING

- CHIEFS** — Green 16-37-222, 1 TD, 1 INT.
- RAIDERS** — Gannon 31-46-341, 2 TDs, 1 INT.

#### INTERCEPTIONS

- CHIEFS** — Warfield 1-51, 1 TD.
- RAIDERS** — Woodson 1-34.

#### SACKS

- CHIEFS** — Wesley 1.0; Patton 1.0.
- RAIDERS** — Bryant 1.0.

#### FIELD GOALS

- CHIEFS** — Peterson (31) 37WL.
- RAIDERS** — Janikowski (23) (40).

N.Y. Giants 13, CHIEFS 3

September 23, 2001 • Arrowhead Stadium • 77,666



N.Y. GIANTS	..... 3	10	0	0	— 13
KANSAS CITY	..... 0	0	3	0	— 3

After the tragedies of September 11th put the sporting world on hiatus in the United States, the National Football League made its triumphant return in Kansas City on September 23rd. Following a touching pregame patriotic ceremony attended by NFL Commissioner Paul Tagliabue, the typically racous Arrowhead Stadium crowd greeted the Giants with a rousing ovation during their introductions in a show of unity as the citizens of Kansas City honored their brethren from New York City.

While the pregame patriotism was moving, the Kansas City offense had trouble doing any football-moving against New York's stout defensive unit as the club suffered a 13-3 setback in the Chiefs second home contest of the season.

The Giants used a short field and stingy defense to set up a pair of K Morten Andersen field goals and a RB Ron Dayne touchdown on their way to a 13-0 halftime lead. The 2000 NFC Champions held the Chiefs to just 266 yards of offense on the day and became the first NFC team to beat the Chiefs at Arrowhead since '94.

The Kansas City offense showed signs of rust after the two-week layoff and managed just a 33-yard K Todd Peterson FG on six trips into Giants territory. QB Trent Green found WR Marvin "Snoop" Minnis free down the sideline, who in turn hauled in a 49-yard over-the-shoulder catch to set up Kansas City's lone score, which came in the third quarter. However, the play turned out to be costly for the Chiefs as Minnis was forced to leave the game with mild head trauma after his dramatic grab in front of the KC bench.

With the offense stalling, the Kansas City defense stayed strong, intercepting three QB Kerry Collins passes and holding the Giants scoreless in the second half. The Chiefs defense also limited New York to 290 yards of total offense and kept the "Thunder and Lightning" RB combo of Dayne and Tiki Barber in check with just 89 yards rushing and a 2.9-yard per carry average. LB Marvycus Patton and S Greg Wesley led the Kansas City defense, each recording 12 tackles and a tackle for a loss.

**GAME NOTES**

- New York's victory snapped a string of 12 consecutive Kansas City victories at Arrowhead vs. NFC opponents.
- The Giants did not permit the Chiefs to score a touchdown, snapping a streak of 64 consecutive games scoring a TD, the second-longest string in Chiefs history.
- A firefighter's boot collection during the game raised \$220,706.94 from Arrowhead fans, a figure matched by the Chiefs organization for a total donation of \$451,413.88.

- GIANTS** — Andersen, 42-yard field goal (6-11, 1:35).
- GIANTS** — Dayne, 7-yard run (Andersen kick) (9-80, 4:51).
- GIANTS** — Andersen, 34-yard field goal (7-42, 1:04).
- CHIEFS** — Peterson, 33-yard field goal (9-67, 4:31).

Team Statistics	Giants	Chiefs
First Downs	..... 20	11
Total Net Yards	..... 299	266
Rushes/Net Yards	..... 98	88
Net Passing	..... 201	178
Pass Attempts/Completions	..... 34/20	34/17
Had Intercepted	..... 3	1
Times Sacked/Yards	..... 1/7	1/6
Punts/Average	..... 4/43.8	6/43.7
Penalties/Yards	..... 2/15	2/10
Fumbles/Lost	..... 1/0	0/0
Possession Time	..... 32:30	27:30

**RUSHING**

- CHIEFS** — Richardson 9-41; Holmes 8-30; Green 3-17.
- GIANTS** — Dayne 16-46, 1 TD; Barber 11-42; Collins 3-10; Dixon 1-0.

**RECEIVING**

- CHIEFS** — Gonzalez 5-43; Thomas 4-62; Holmes 3-17; Minnis 2-48; Parker 2-12; Richardson 1-2.
- GIANTS** — Jurevicius 7-90; Toomer 5-51; Barber 4-30; Cornella 3-15; Campbell 1-22.

**PASSING**

- CHIEFS** — Green 17-34-184, 0 TDs, 1 INT.
- GIANTS** — Collins 20-34-208, 0 TDs, 3 INTs.

**INTERCEPTIONS**

- CHIEFS** — Crockett 1-8; Warfield 1-0; Cadrez 1-0.
- GIANTS** — S. Williams 1-0.

**SACKS**

- CHIEFS** — Edwards 1.0.
- GIANTS** — Hamilton 1.0.

**FIELD GOALS**

- CHIEFS** — Peterson (33) 49S.
- GIANTS** — Andersen (42) (34).

CHIEFS 45, Washington 13

September 30, 2001 • FedEx Field • 76,573



KANSAS CITY	0	28	7	10	—	45
WASHINGTON	3	7	3	0	—	13

Playing in its first road contest of the season, Kansas City picked a perfect time to unleash the club's high-powered offense. The Chiefs racked up the first regular season win under head coach Dick Vermeil in convincing fashion by a 45-13 margin. The contest also marked Kansas City's first regular season meeting with the franchise's former head coach, Marty Schottenheimer.

QB Trent Green had a banner day, racking up an incredible passer rating of 154.3, just four points shy of a "perfect" 158.3 rating. He finished with 307 aerial yards on 21-of-26 passing (80.77%), to go along with three TDs. That opened up room for RB Priest Holmes to explode for 225 yards of total offense (147 rushing, 78 receiving) and three TDs.

The contest was close deep into the first half when QB Tony Banks found WR Rod Gardner for a 26-yard TD to narrow the Chiefs advantage to 14-10. Kansas City then rattled off 14 points on a pair of Holmes TD runs in the final 1:24 of the half. The Chiefs final drive of the half covered 70 yards, but consisted of just three plays: a 27-yard Holmes run, a 19-yard pass to WR Chris Thomas and a 24-yard Holmes TD run to give the Chiefs a commanding 28-10 advantage at the half.

Washington opened the second half with a 28-yard FG to cut the count to 28-13, but it would be as close as the Redskins would get. Kansas City answered with a nine-play, 75-yard march, which culminated in a three-yard TD pass from Green to TE Tony Gonzalez. After Washington went three-and-out on its next possession, Kansas City added a 33-yard K Todd Peterson FG to push the margin to 38-13. A three-yard Green-to-Thomas TD connection made the final count 45-13 in favor of KC. Those 45 points were the most Kansas City had scored on the road since a 47-27 win at New Orleans (9/8/85).

**GAME NOTES**

- The Chiefs 32-point margin of victory was the club's largest since getting a 42-10 win vs. San Diego (9/17/00) and was the largest margin in a road game since a 40-3 win at San Diego (12/8/68).
- Kansas City's 546 yards of total offense were the fifth-highest total in team history and the most since the club compiled 566 yards vs. Detroit (10/14/90).
- Kansas City had a 300-yard passer (Trent Green - 307 yards) and a 100-yard rusher (Priest Holmes - 147 yards) in the same game for the first time since QB Steve DeBerg (331 yards) and RB Barry Word (112 yards) did it in a 37-7 win at New England (12/2/90).
- QB Trent Green completed 21 of 26 passes, good for a completion pct. of 80.77, the second-best single-game mark in team history.

- REDSKINS** — Conway, 30-yard field goal (13-71, 7:00).
- CHIEFS** — Richardson, 5-yard run (Peterson kick) (12-70, 6:50).
- CHIEFS** — Holmes, 24-yard pass from Green (Peterson kick) (5-64, 2:47).
- REDSKINS** — Gardner, 26-yard pass from Banks (Conway kick) (1-57, 0:24).
- CHIEFS** — Holmes, 7-yard run (Peterson kick) (6-60, 2:19).
- CHIEFS** — Holmes, 24-yard run (Peterson kick) (3-70, 0:22).
- REDSKINS** — Conway, 28-yard field goal (11-56, 4:50).
- CHIEFS** — Gonzalez, 3-yard pass from Green (Peterson kick) (9-75, 5:48).
- CHIEFS** — Peterson, 33-yard field goal (7-52, 2:48).
- CHIEFS** — Thomas, 3-yard pass from Green (Peterson kick) (6-63, 2:59).

Team Statistics	Redskins	Chiefs
First Downs	11	29
Total Net Yards	218	546
Rushes/Net Yards	111	200
Net Passing	107	346
Pass Attempts/Completions	27/11	30/24
Had Intercepted	1	0
Times Sacked/Yards	1/9	1/1
Punts/Average	6/40.8	3/34.0
Penalties/Yards	4/25	7/78
Fumbles/Lost	0/0	1/0
Possession Time	24:48	35:12

**RUSHING**

- CHIEFS** — Holmes, 23-147, 2 TDs; Richardson 11-30, 1 TD; Alexander 1-15; Collins 2-6; Green 1-2.
- REDSKINS** — Davis 13-80; Banks 3-19; Bennett 2-9; Carter 2-3.

**RECEIVING**

- CHIEFS** — Gonzalez 5-88, 1 TD; Holmes 5-78, 1 TD; Thomas 4-54, 1 TD; Alexander 3-48; Ricks 3-40; Richardson 3-28; Parker 1-11.
- REDSKINS** — Gardner 5-55, 1 TD; Lockett 2-33; Westbrook 2-17; Davis 2-11.

**PASSING**

- CHIEFS** — Green 21-26-307; 3 TDs 0 INTs; Collins 3-4-40, 0 TDs, 0 INTs.
- REDSKINS** — Banks 11-27-116, 1 TD, 1 INT.

**INTERCEPTIONS**

- CHIEFS** — Wesley 1-30.
- REDSKINS** — None.

**SACKS**

- CHIEFS** — Clemmons 1.0.
- REDSKINS** — B. Smith 1.0.

**FIELD GOALS**

- CHIEFS** — Peterson (33).
- REDSKINS** — Conway (30) (28).

**GAME 4**

**Denver 20, CHIEFS 6**

October 7, 2001 • INVESCO Field at Mile High • 75,037



<b>KANSAS CITY</b> .....	0	6	0	0	—	6
<b>DENVER</b> .....	7	3	3	7	—	20

After coming away victorious in their final two contests at Mile High Stadium, the Chiefs could not translate that success to their debut at INVESCO Field at Mile High as Denver snapped its four-game overall losing streak to the Chiefs with a 20-6 victory. The Chiefs defense limited Denver's high-powered offense to just 20 points, 11 completions and 103 net passing yards, but it was not enough to overcome four Kansas City turnovers on the day.

After forcing the Broncos offense to go three-and-out on their initial two drives, Kansas City squandered a golden scoring opportunity when QB Trent Green was picked off by CB Deltha O'Neal in the end zone, the first of four INTs by O'Neal on the day, most ever in one game by an individual player vs. Kansas City.

Denver quickly capitalized on that miscue as three plays later RB Mike Anderson broke out for a 62-yard TD to open the scoring. Anderson finished the day with 155 yards. Chiefs LB Marcus Patton then picked off a pass by QB Brian Griese to set up a 23-yard K Todd Peterson FG, cutting Denver's advantage to 7-3. A 48-yard kick by K Jason Elam kick upped the count to 10-3, but Peterson retaliated with a 35-yard FG of his own to give the Broncos a slim 10-6 edge heading into intermission.

After a 24-yard Elam FG upped Denver's advantage to 13-6 in the third quarter, O'Neal thwarted another Kansas City scoring drive with an INT at the Broncos 27-yard line. Behind LB Donnie Edwards' team-high 12 tackles, the Chiefs defense kept the Red and Gold within striking distance.

However O'Neal returned his third INT of Green back to the Chiefs four-yard line, setting up a Griese TD pass to WR Rod Smith on the next play, making the count 20-6 Denver. Smith registered 110 yards on the day, his seventh such game vs. the Chiefs. Kansas City's final drive ended when O'Neal registered his fourth INT on a desperation heave in Denver territory.

**GAME NOTES**

- For the fifth consecutive game vs. the Broncos, Kansas City's defense held Denver's offense to 20 points or less.
- With eight catches for 129 yards TE Tony Gonzalez registered his seventh 100-yard receiving game and the third-highest single-game yardage total of his career.
- Gonzalez posted a 100-yard receiving game for the second straight year at Denver.
- Denver CB Deltha O'Neal intercepted four passes, the most ever by one player vs. Kansas City, breaking the previous mark of three established by Cincinnati's David Fulcher (10/1/89).

- BRONCOS** — Anderson, 62-yard run (Elam kick) (3-80, 1:10).
- CHIEFS** — Peterson, 23-yard field goal (8-29, 3:50).
- BRONCOS** — Elam, 48-yard field goal (11-38, 5:49).
- CHIEFS** — Peterson, 35-yard field goal (13-70, 3:47).
- BRONCOS** — Elam, 24-yard field goal (14-74, 8:17).
- BRONCOS** — R. Smith, 4-yard pass from Griese (Elam kick) (1-4, 0:05).

<b>Team Statistics</b>	<b>Broncos</b>	<b>Chiefs</b>
First Downs .....	15	16
Total Net Yards .....	300	297
Rushes/Net Yards .....	39/197	17/42
Net Passing .....	103	255
Pass Attempts/Completions .....	20/11	40/25
Had Intercepted .....	1	4
Times Sacked/Yards .....	2/18	4/28
Punts/Average .....	5/49.0	4/46.3
Penalties/Yards .....	8/53	2/15
Fumbles/Lost .....	0/0	0/0
Possession Time .....	31:12	28:48

**RUSHING**

- CHIEFS** — Holmes 17-42.
- BRONCOS** — Anderson 22-155, 1 TD; Gary 9-28; Griese 8-14.

**RECEIVING**

- CHIEFS** — Gonzalez 8-129; Holmes 7-58; Minnis 5-56; Alexander 4-33; Thomas 1-7.
- BRONCOS** — Smith 8-110; Hape 2-11; Carswell 1-0.

**PASSING**

- CHIEFS** — Green 25-40-283, 0 TDs, 4 INTs.
- BRONCOS** — Griese 11-20-121, 1 TDs, 2 INTs.

**INTERCEPTIONS**

- CHIEFS** — Patton 1-0.
- BRONCOS** — O'Neal 4-69.

**SACKS**

- CHIEFS** — Browning 1.0; Ransom 1.0.
- BRONCOS** — McGlockton 1.0; Pryce 1.0; Wilson 1.0; Woodall 1.0.

**FIELD GOALS**

- CHIEFS** — Peterson (23) (35).
- BRONCOS** — Elam (48) (24).

Pittsburgh 20, CHIEFS 17

October 14, 2001 • Arrowhead Stadium • 78,413



PITTSBURGH	0	6	14	0	—	20
KANSAS CITY	0	2	0	15	—	17

The pregame billing for the match-up between the Chiefs and Steelers was right on the mark, a pair of heavyweight defenses and rugged rushing attacks slugging it out for 12 rounds. Despite a furious fourth-quarter rally and a spirited effort out of RB Priest Holmes, the Chiefs could not dig themselves out of an 18-point hole and fell to Pittsburgh by a 20-17 count at Arrowhead Stadium.

RBs Holmes and Jerome Bettis were as good advertised, going toe-to-toe all afternoon. Holmes led the Chiefs comeback with two rushing TDs in the fourth quarter and finished the afternoon with 150 yards on the ground.

The Chiefs first lit up the scoreboard when TE Mikhael Ricks blocked a Josh Miller punt out the back of the end zone for a Chiefs safety, cutting the deficit to 6-2 just before the half. LB Marvucus Patton paced a strong Chiefs defensive effort with 13 tackles, including 11 solo stops.

Pittsburgh stymied the Kansas City offense through three periods and did just enough to build a lead. Leading 6-2 at the half, CB Chad Scott picked off QB Trent Green on the first drive of the second half and ran it back 61 yards for a touchdown. Two possessions later, the Steelers rode Bettis (20-122) down the field and capped the drive with a QB Kordell Stewart TD pass to WR Hines Ward. Bettis carried the ball three times for 49 of the Steelers 68 yards on the scoring march.

Holmes energized the Chiefs offense when he scampered for Kansas City's first offensive score on a 26-yard TD early in the fourth quarter. He then added another TD with a one-yard dive over the goal line minutes later, cutting the Steelers lead to 20-17 with just under 3:00 remaining.

After seeing Pittsburgh's 20-2 lead dwindle to just three points, Steelers RB Amos Zereoue was able to come up with a critical first down run in the game's final two minutes to preserve the victory.

**GAME NOTES**

- TE Mikhael Ricks blocked a Josh Miller punt in the second quarter which went out of the end zone for a safety. It marked the first time the Chiefs had recorded a safety since LB Derrick Thomas sacked QB Jeff George in the end zone vs. Oakland (9/16/98).
- QB Trent Green connected with TE Tony Gonzalez for a two-point conversion, marking the first time the Chiefs had converted a two-point play since QB Elvis Grbac threw a two-point pass to Gonzalez in a 28-20 win at St. Louis (10/26/97).
- With five catches, Gonzalez moved up to 289 career receptions, putting him ahead of RB Ed Podolak (288) for seventh place on the franchise's all-time receiving chart.

- STEELERS** — Brown, 42-yard field goal (12-72, 5:13).
- STEELERS** — Brown, 55-yard field goal (9-46, 4:27).
- CHIEFS** — Safety, punt blocked out of end zone by Team.
- STEELERS** — Scott, 61-yard INT return (Brown kick).
- STEELERS** — Ward, 5-yard pass from Stewart (Brown kick) (7-68, 3:34).
- CHIEFS** — Holmes, 26-yard run (Peterson kick) (6-60, 2:50).
- CHIEFS** — Holmes, 1-yard run (Green-Gonzalez pass) (11-73, 4:51).

Team Statistics	Steelers	Chiefs
First Downs	16	19
Total Net Yards	316	271
Rushes/Net Yards	35/203	24/165
Net Passing	113	106
Pass Attempts/Completions	25/15	33/16
Had Intercepted	0	1
Times Sacked/Yards	3/28	4/21
Punts/Average	6/36.8	7/42.0
Penalties/Yards	8/67	2/10
Fumbles/Lost	1/0	0/0
Possession Time	33:04	26:56

**RUSHING**

- CHIEFS** — Holmes 20-150, 2 TDs; Green 2-14; Cloud 1-3; Parker 1-(-2).
- STEELERS** — Bettis 19-112; Stewart 7-47; Zereoue 8-42; Edwards 1-2.

**RECEIVING**

- CHIEFS** — Gonzalez 5-46; Thomas 3-26; Holmes 3-(-1); Ricks 2-30; Minnis 1-14; Alexander 1-10; Williams 1-2.
- STEELERS** — Ward 4-38, 1 TD; Burress 3-39; Zereoue 2-17; Shaw 2-15; Tuman 1-23; Bruener 1-6; Bettis 1-5; Edwards 1-(-2).

**PASSING**

- CHIEFS** — Green 16-33-127, 0 TDs, 1 INT.
- STEELERS** — Stewart 15-25-141, 1 TD, 0 INTs.

**INTERCEPTIONS**

- CHIEFS** — None.
- STEELERS** — Scott 1-61, 1 TD.

**SACKS**

- CHIEFS** — Hicks 1.5; Owens 1.0; Browning 0.5.
- STEELERS** — Bell 2.0; Gildon 1.0; Smith 1.0.

**FIELD GOALS**

- CHIEFS** — None.
- STEELERS** — Brown (42) (55).

Arizona 24, CHIEFS 16

October 21, 2001 • Sun Devil Stadium • 35,916



KANSAS CITY	..... 3	6	0	7	— 16
ARIZONA	..... 0	3	7	14	— 24

Making their first trip to Arizona since posting a 24-3 win in '95, the arid desert proved inhospitable to the Chiefs, greeting the team with a blazing sun and temperatures near 90 degrees at kickoff. Kansas City mounted a slim 9-6 halftime lead as both teams' offenses dried up in the Red Zone, but the advantage slipped away in the second half as the Cardinals posted a 24-16 win at Sun Devil Stadium.

The Chiefs opened the scoring in the first quarter, beginning a seven-play, 20-yard drive at their own 49. K Todd Peterson boomed a 49-yard FG through the uprights to give Kansas City a 3-0 advantage. However, Arizona would answer with a 29-yard kick from K Bill Gramatica on its next possession to even the count at 3-3.

With Kansas City up 6-3 after a 29-yard Peterson FG, an Arizona scoring drive was thwarted when CB Eric Warfield stripped FB Joel Mackovicka on the Chiefs five-yard line with 1:11 left before the half. QB Trent Green then heaved a 44-yard pass to WR Larry Parker putting the Chiefs at the Arizona three-yard line. However, the Chiefs would have to settle for a 33-yard FG to make the count 9-6 after two quarters.

Arizona took the lead on the opening drive of the third quarter when RB Michael Pittman broke off a 24-yard TD run to cap a 10-play, 80-yard march. Kansas City managed only three offensive plays in the quarter as the Cardinals held the ball for 13:50 in the quarter. QB Jake Plummer then hit WR David Boston for a 23-yard TD to cap a 16-play, 95-yard drive in the fourth quarter putting, Arizona up 17-9. Arizona capitalized on a Chiefs INT with another TD, a 13-yard run by RB Thomas Jones, to make the score 24-9.

Green would rally the Chiefs late, though. A 41-yard RB Priest Holmes run set up a 34-yard TD to WR Derrick Alexander to narrow the gap to 24-16 with 3:57 remaining. The Chiefs had one last shot to tie the contest as Green took Kansas City from its own one-yard line deep into Arizona territory in five plays. On fourth down from the Arizona two-yard line with 0:07 left, Green's comeback bid fell short as CB Cory Chavous picked off the ball in the end zone to preserve the 24-16 Arizona victory.

**GAME NOTES**

- QB Trent Green registered the seventh 300-yard passing game of his career and his second as a member of the Chiefs with a season-high 352 yards.
- CB Eric Warfield forced the first two fumbles of his career.
- S Greg Wesley led the Chiefs in tackles, recording a career-high 13 stops.

- CHIEFS** — Peterson, 49-yard field goal (7-20, 3:45).
- CARDINALS** — Gramatica, 29-yard field goal (5-50, 2:31).
- CHIEFS** — Peterson, 29-yard field goal (12-60, 6:49).
- CHIEFS** — Peterson, 33-yard field goal (8-65, 1:11).
- CARDINALS** — Pittman, 24-yard run (Gramatica kick) (10-80, 5:43).
- CARDINALS** — Boston, 23-yard pass from Plummer (Gramatica kick) (16-95, 8:51).
- CARDINALS** — Jones, 13-yard run (Gramatica kick) (4-40, 2:08).
- CHIEFS** — Alexander, 34-yard pass from Green (Peterson kick) (2-75, 0:42).

Team Statistics	Cardinals	Chiefs
First Downs	..... 20	20
Total Net Yards	..... 363	459
Rushes/Net Yards	..... 37/135	20/119
Net Passing	..... 228	340
Pass Attempts/Completions	..... 25/16	44/21
Had Intercepted	..... 0	2
Times Sacked/Yards	..... 0/0	1/12
Punts/Average	..... 5/44.4	5/42.8
Penalties/Yards	..... 6-50	10-107
Fumbles/Lost	..... 2/2	1/0
Possession Time	..... 32:56	27:04

**RUSHING**

- CHIEFS** — Holmes 15-85; Green 3-23; Parker 1-7; Richardson 1-4.
- CARDINALS** — Pittman 26-95, 1 TD; Jones 7-26, 1 TD; Plummer 3-20; Jenkins 1-(-6).

**RECEIVING**

- CHIEFS** — Alexander 4-99, 1 TD; Gonzalez 4-58; Minnis 4-54; Holmes 3-24; Ricks 2-29; Thomas 2-24; Parker 1-44; Richardson 1-20.
- CARDINALS** — Boston 7-131, 1 TD; Pittman 4-42; Sanders 2-18; Makovicka 1-25; Jenkins 1-11; Hardy 1-1.

**PASSING**

- CHIEFS** — Green 21-44-352, 1 TD, 2 INTs.
- CARDINALS** — Plummer 16-25-228, 1 TD, 0 INT.

**INTERCEPTIONS**

- CHIEFS** — None.
- CARDINALS** — Lassiter 1-22; Chavous 1-0.

**SACKS**

- CHIEFS** — None.
- CARDINALS** — Burke 1.0.

**FIELD GOALS**

- CHIEFS** — Peterson (49) (29) (33).
- CARDINALS** — Gramatica (29).

Indianapolis 35, CHIEFS 28

October 25, 2001 • Arrowhead Stadium • 74,212



INDIANAPOLIS	0	7	10	18	—	35
KANSAS CITY	0	3	11	14	—	28

For the third straight game the Chiefs battled two opponents in the fourth quarter, with the clock perhaps being the deadliest. After matching the Colts nearly step-for-step for three-and-a-half quarters, the Chiefs fell a few minutes short in the end, dropping a 35-28 decision before a national Thursday night audience to mark the club's fourth straight loss.

Thanks to a team-high 12 tackles from S Jerome Woods, the Chiefs defense pitched a shutout for the first 27 minutes and held the NFL's then-number one ranked offense to just 34 yards in the first quarter. Colts QB Peyton Manning finally broke the scoring seal when he completed an 11-yard TD pass to TE Marcus Pollard with 2:27 remaining in the first half. That pass was just the beginning of what amounted to a scoring shootout.

Kansas City K Todd Peterson connected on a 48-yard field goal as the first half expired, making the score 7-3 in favor of Indianapolis. The Chiefs came out after the intermission and put together back-to-back scoring drives and added two more fourth-quarter TDs.

After Peterson kicked his second FG of the evening, QB Trent Green (22-43, 324 yards, 3 TDs) ran a play-action pass on the Chiefs next possession and found TE Tony Gonzalez wide open for a 35-yard scoring strike.

The Gonzalez TD trimmed the Indianapolis lead to 17-14, but that was as close as Kansas City would get. The Chiefs offense was playing catch-up all night as the Colts answered every Chiefs score except their last. Indianapolis scored on five of their first six possessions of the second half, including two FGs by Mike Vanderjagt, an 88-yard kickoff return and 77-yard breakaway run by RB Dominic Rhodes, and a 47-yard pass to WR Marvin Harrison.

Chiefs WR Larry Parker emerged as a big-play receiving threat recording career-high numbers in every category. With WR Derrick Alexander out with an abdominal strain, Parker assumed the responsibility and hauled in six catches for 76 yards and notched his first two NFL TDs. Parker snared an 11-yard pass from Green on a fade route into the corner of the end zone marking his first career touchdown catch. He then added a five-yard TD reception late in the game cutting the deficit to 35-28, but time expired before Green and the offense could mount one last rally.

GAME NOTES

- Colts RB Dominic Rhodes returned a kickoff 88 yards for a TD, the first allowed by the Chiefs since Minnesota's Robert Tate returned a KO 76 yards for a TD (12/12/99).
- WR Larry Parker established career highs with six catches for 76 yards and two TDs.
- WR Marvin Minnis had a career-high 64 receiving yards vs. the Colts.

- COLTS** — Pollard, 11-yard pass from Manning (Vanderjagt kick) (11-63, 6:52).
- CHIEFS** — Peterson, 48-yard field goal (5-29, 0:45).
- COLTS** — Vanderjagt, 50-yard field goal (12-44, 5:58).
- CHIEFS** — Peterson, 22-yard field goal (8-75, 3:57).
- COLTS** — Rhodes, 88-yard kickoff return (Vanderjagt kick).
- CHIEFS** — Gonzalez, 35-yard pass from Green (Green run) (4-59, 1:49).
- COLTS** — Vanderjagt, 42-yard field goal (9-52, 5:01).
- COLTS** — Harrison, 47-yard pass from Manning (Manning-James pass) (4-64, 2:07).
- CHIEFS** — Parker, 11-yard pass from Green (Peterson kick) (9-83, 3:36).
- COLTS** — Rhodes, 77-yard run (Vanderjagt kick) (3-80, 0:59).
- CHIEFS** — Parker, 5-yard pass from Green (Peterson kick) (6-56, 0:58).

Team Statistics	Colts	Chiefs
First Downs	17	25
Total Net Yards	373	415
Rushes/Net Yards	33/194	23/101
Net Passing	179	314
Pass Attempts/Completions	30/19	43/22
Had Intercepted	0	3
Times Sacked/Yards	3/22	3/10
Punts/Average	5/47.8	6/40.7
Penalties/Yards	7/54	2/10
Fumbles/Lost	1/1	0/0
Possession Time	32:29	27:21

RUSHING

- CHIEFS** — Holmes 15-55; Richardson 4-26; Green 3-19; Parker 1-1.
- COLTS** — James 27-102; Rhodes 4-87, 1 TD; Manning 2-5.

RECEIVING

- CHIEFS** — Parker 6-76, 2 TD; Minnis 4-64; Gonzalez 3-75, 1 TD; Holmes 3-23; Richardson 2-25; Ricks 2-14; Dunn 1-28; Thomas 1-19.
- COLTS** — Harrison 8-98, 1 TD; Wayne 5-63; Dilger 2-20; James 2-9; Pollard 1-6, 1 TD; Simmons 1-5.

PASSING

- CHIEFS** — Green 22-43-324, 3 TDs, 3 INTs.
- COLTS** — Manning 19-30-201, 2 TDs, 0 INTs.

INTERCEPTIONS

- CHIEFS** — None.
- COLTS** — Peterson 1-13; Cota 1-9; Bashir 1-0.

SACKS

- CHIEFS** — Clemons 1.0; Maslowski 1.0; Ransom 1.0.
- COLTS** — Washington 2.5; Thomas 0.5.

FIELD GOALS

- CHIEFS** — Peterson (48) (22).
- COLTS** — Vanderjagt 49WL (50) (42).

CHIEFS 25, San Diego 20

November 4, 2001 • Qualcomm Stadium • 58,789



KANSAS CITY	9	10	0	6	—	25
SAN DIEGO	0	0	10	10	—	20

Kansas City knew that starting early and rushing the football would be crucial factors in beating the Chargers and ending their four-game losing streak. The Chiefs did just that with stifling defense and nearly flawless offense, building a 19-0 halftime lead. After San Diego put up 20 straight second-half points, QB Trent Green's late-game heroics and a 181-yard rushing performance from RB Priest Holmes helped the Chiefs put together a 71-yard touchdown drive to win the game, 25-20.

The Chiefs started early as Holmes rumbled for 86 yards and Green threw for 96 yards to six different receivers in the first half. On the Chiefs third possession, Holmes took back-to-back draw plays for 26 and 21-yard gains setting up FB Tony Richardson for Kansas City's first offensive TD in the first quarter on the year, and a 9-0 lead after Peterson's extra point attempt was blocked.

The Chiefs reached deep into the playbook as Pro Bowl TE Tony Gonzalez completed a successful double-pass play to fellow TE Mikhael Ricks for a 40-yard gain. Green swung a long lateral to Gonzalez, who then floated the ball downfield to a wide-open Ricks deep in San Diego territory, setting up Holmes for a three-yard TD run which put KC up 16-0.

With just over 6:00 remaining in the game and the Chiefs trailing 20-19, Green and the Chiefs offense worked the clock perfectly, taking off 4:44 on their way to grabbing the lead and ultimately, the game. Green set the tone of the drive on the first play when he found WR Marvin "Snoop" Minnis alone at midfield for a 25-yard completion. Five straight runs by Holmes moved KC to the San Diego one-yard line where Richardson blasted across the goal line for his second TD of the game, giving the Chiefs a 25-20 advantage.

Kansas City left nearly a minute and a half on the clock after its score for rookie QB Drew Brees, who took over when starter Doug Flutie left the game with a concussion. Brees had engineered a pair of scoring drives earlier that half, but this time LB Donnie Edwards (11 tackles) and the Chiefs defense responded by tackling Brees in bounds at the Kansas City 28-yard line as time expired, preserving their first victory in San Diego since '97.

**GAME NOTES**

- With 181 rushing yards, RB Priest Holmes produced the second-highest rushing day of his career and the fourth-best day in Chiefs history.
- TE Tony Gonzalez became the fastest player in Kansas City history to reach 300 catches, doing it in his 71st NFL game. The previous mark was held by WR Chris Burford, who did it in 76 games.
- FB Tony Richardson produced a career-high two rushing TDs vs. San Diego.

- CHIEFS — Peterson, 37-yard field goal (8-13, 3:34).
- CHIEFS — Richardson, 1-yard run (kick blocked) (5-52, 2:18).
- CHIEFS — Holmes, 3-yard run (Peterson kick) (5-66, 2:38).
- CHIEFS — Peterson, 28-yard field goal (9-56, 1:15).
- CHARGERS — Richey, 48-yard field goal (8-12, 2:10).
- CHARGERS — Tomlinson, 8-yard run (Richey kick) (6-89, 2:52).
- CHARGERS — Richey, 35-yard field goal (5-38, 1:26).
- CHARGERS — F. Jones, 20-yard pass from Brees (Richey kick) (9-89, 3:32).
- CHIEFS — Richardson, 1-yard run (pass failed) (10-71, 4:44).

Team Statistics	Chargers	Chiefs
First Downs	22	21
Total Net Yards	325	378
Rushes/Net Yards	20/66	39/208
Net Passing	259	170
Pass Attempts/Completions	43/21	26/14
Had Intercepted	1	1
Times Sacked/Yards	3/23	2/16
Punts/Average	5/43.4	6/36.2
Penalties/Yards	4/20	6/61
Fumbles/Lost	1/0	0/0
Possession Time	28:19	31:41

**RUSHING**

- CHIEFS — Holmes 30-181, 1 TD; Richardson 8-23, 2 TDs; Green 1-4.
- CHARGERS — Tomlinson 13-31, 1 TD; Brees 2-18; Fletcher 3-17; Flutie 1-3; Conway 1-(-1).

**RECEIVING**

- CHIEFS — Gonzalez 4-42; Richardson 4-33; Minnis 2-44; Parker 2-18; Ricks 1-40; Holmes 1-9.
- CHARGERS — Graham 5-94; Conway 5-71; Fletcher 4-18; F. Jones 3-36, 1 TD; Dwight 2-43; Tomlinson 2-20.

**PASSING**

- CHIEFS — Green 13-25-146, 0 TDs, 1 INT; Gonzalez 1-1-40, 0 TDs, 0 INTs.
- CHARGERS — Brees 15-27-221, 1 TD, 0 INTs; Flutie 6-16-61, 0 TDs, 1 INT.

**INTERCEPTIONS**

- CHIEFS — Woods 1-25.
- CHARGERS — Cody 1-3.

**SACKS**

- CHIEFS — Clemons 1.0; Woods 1.0; Hicks 1.0.
- CHARGERS — Wiley 1.5; Johnson 0.5.

**FIELD GOALS**

- CHIEFS — Peterson (37) (28).
- CHARGERS — Richey 43WR (48) (35).

**GAME 9**

**N.Y. Jets 27, CHIEFS 7**

November 11, 2001 • Giants Stadium • 78,234



KANSAS CITY	0	0	0	7	—	7
N.Y. JETS	0	14	13	0	—	27

Howling winds and temperatures in the 40s greeted the Chiefs in the Big Apple, as well as a stingy New York Jets defense and a rugged rushing attack. Kansas City fell to 2-7 on the season as the Jets used turnovers and smash-mouth football to defeat the Chiefs 27-7 at the Meadowlands in East Rutherford, N.J.

The Jets leaned heavily on their All-Pro RB Curtis Martin, who in turn scored all three New York touchdowns en route to racking up 20 carries for 113 yards.

The Jets also came into the game boasting the NFL's top turnover ratio (+15) and did not do anything to damage that lead, forcing KC to cough up the ball four times, converting three of those turnovers into 17 of their 27 points.

New York started the damage midway through the second quarter by wearing down the Chiefs defense for a 13-play, 96-yard touchdown drive that took 7:32 off the clock. Martin pounded the final dagger by pushing through a one-yard TD run for a 7-0 lead.

Later in the half, the Jets converted a SS Victor Glenn INT into seven more points as Martin again did the legwork. In a power formation, Testaverde handed the ball off to Martin who left all 11 Chiefs in his wake and ripped off a 25-yard scoring run to make the halftime margin 14-0. Martin also added a five-yard TD run in the third quarter and K John Hall booted a pair of second-half field goals to build an insurmountable 27-0 lead.

Kansas City's offense struggled to move the football early on and totaled just 93 first-half yards on seven offensive possessions. Despite a 50-yard rushing effort from Priest Holmes in the first half, the Chiefs had two drives stall inside Jets territory after tossing an INT and allowing a sack. Holmes finished the afternoon with 18 carries for 71 yards.

The offense finally found the end zone in the fourth quarter thanks largely in part to the field position provided by P Dan Stryzinski. After a KC drive had been thwarted on the Jets 46-yard line, Stryzinski hung a high punt deep into NYJ territory which first hit the turf and quickly made 90-degree turn out of bounds, pinning New York inside the one-yard line.

After the defense held the Jets three-and-out, the Chiefs used a balanced attack to drive the ball 38 yards, punching it across the goal line for the only KC score. From six yards out QB Trent Green found TE Tony Gonzalez on a hook pattern in the end zone for the touchdown to make the final count 27-7.

**GAME NOTES**

- WR Derrick Alexander (199) moved into sole possession of ninth place on the Chiefs all-time receiving chart moving ahead of Fred Arbanas (198).

- JETS** — Martin, 1-yard run (Hall kick) (13-96, 7:32).
- JETS** — Martin, 25-yard run (Hall kick) (5-48, 1:08).
- JETS** — Hall, 51-yard field goal (7-30, 2:51).
- JETS** — Martin, 5-yard run (Hall kick) (6-65, 3:27).
- JETS** — Hall, 31-yard field goal (4-7, 2:13).
- CHIEFS** — Gonzalez, 6-yard pass from Green (Peterson kick) (8-38, 4:12).

Team Statistics	Jets	Chiefs
First Downs	22	16
Total Net Yards	353	224
Rushes/Net Yards	37/174	26/100
Net Passing	179	124
Pass Attempts/Completions	28/18	31/16
Had Intercepted	1	3
Times Sacked/Yards	0/0	3/19
Punts/Average	4/35.3	6/39.0
Penalties/Yards	0/0	3/25
Fumbles/Lost	1/1	3/1
Possession Time	33:08	26:52

**RUSHING**

- CHIEFS** — Holmes 18-71; Richardson 5-22; Hall 1-6; Green 2-1.
- JETS** — Martin 20-113, 3 TDs; Jordan 10-40; Coles 1-11; Anderson 2-10; Sowell 1-2; Testaverde 3(-2).

**RECEIVING**

- CHIEFS** — Gonzalez 5-43, 1 TD; Thomas 3-48; Richardson 3-22; Holmes 3-1; Alexander 1-25; Minnis 1-4.
- JETS** — Chrebet 6-67; Coles 4-31; Anderson 3-42; Becht 2-22; Martin 2-8; Dearth 1-9.

**PASSING**

- CHIEFS** — Green 16-31-143, 1 TD; 3 INTs.
- JETS** — Testaverde 17-27-170, 0 TDs, 1 INT.

**INTERCEPTIONS**

- CHIEFS** — Warfield 1-0.
- JETS** — Green 1-13; Coleman 1-5; Burton 1-0.

**SACKS**

- CHIEFS** — None.
- JETS** — Abraham 2.0; Burton 1.0.

**FIELD GOALS**

- CHIEFS** — None.
- JETS** — Hall (5) (31).

**GAME 10**

**CHIEFS 19, Seattle 7**

November 25, 2001 • Arrowhead Stadium • 77,357



SEATTLE	0	7	0	0	—	7
KANSAS CITY	3	7	0	9	—	19

In the '90s Kansas City boasted the best home record of any team in the NFL, and against Seattle the Chiefs took a step in proving that Arrowhead Stadium is still an imposing place to play by beating Seattle, 19-7, in front of a capacity crowd.

The best way to take advantage of one of the loudest stadiums in the NFL is to take an early lead and give the fans something to cheer about. The Chiefs did just that when they scored on two of their first three drives, opening up a 10-0 first half lead. Next, the Chiefs knew that controlling the clock by running the ball and keeping the Seahawks offense on the sidelines would help hold the energy in the stadium. Mission accomplished; KC won the clock battle 34:51 to 24:34 behind 188 total yards rushing, including 120 by RB Priest Holmes.

The Chiefs looked confident and fresh coming off the bye week, and on the game's opening possession QB Trent Green jump-started the offense with long passes to TE Tony Gonzalez and WR Derrick Alexander. Once Kansas City had the Seahawks on their heels, the backfield battering ram of Holmes, FB Tony Richardson and RB Mike Cloud had room to run and wear down the Seattle defense. Richardson scored the first Chiefs touchdown on a one-yard run, then Cloud turned the trick in the fourth quarter with a 15-yard run up the heart of the Seahawk defense to seal the 19-7 victory.

Leading, 10-7, late in the third quarter the Chiefs put together a monumental 17-play drive that ate up 7:32 and seemingly sapped all the life from the Seahawks. Although KC only scored a 26-yard K Todd Peterson FG to push the KC lead to 13-7, it scored a crucial blow in the fight for momentum. On the epic drive Holmes and Richardson each touched the ball five times and when they did not get the ball, it was play-action fakes that set up Green completions. Green finished the game completing 16 of 26 passes for 256 yards.

As punishing as the KC offense looked, the defense may have been even better. For the sixth straight game the Chiefs defense held their opponent scoreless in the first quarter, the longest such streak in franchise history. The defense bottled up RB Shaun Alexander, who rushed for just 43 yards, and stifled QB Matt Hasselbeck (16 of 26, 162 yards).

**GAME NOTES**

- Kansas City's defense pitched a first-quarter shutout for a sixth consecutive game, the longest such streak in the history of the Chiefs franchise.
- RB Priest Holmes registered his fourth 100-yard game of the season and the 11th of his career.

- CHIEFS** — Peterson, 23-yard field goal (7-58, 3:18).
- CHIEFS** — Richardson, 1-yard run (Peterson kick) (10-81, 5:56).
- SEAHAWKS** — Alexander, 28-yard pass from Hasselbeck (Lindell kick) (7-78, 2:51).
- CHIEFS** — Peterson, 26-yard field goal (17-79, 7:32).
- CHIEFS** — Cloud, 15-yard run (run failed) (7-87, 3:59).

Team Statistics	Seahawks	Chiefs
First Downs	11	23
Total Net Yards	204	433
Rushes/Net Yards	17/65	44/188
Net Passing	139	245
Pass Attempts/Completions	26/16	26/16
Had Intercepted	0	0
Times Sacked/Yards	3/23	3/11
Punts/Average	7/42.7	4/39.8
Penalties/Yards	4/35	3/20
Fumbles/Lost	0/0	2/0
Possession Time	24:33	35:27

**RUSHING**

- CHIEFS** — Holmes 26-120; Cloud 5-35, 1 TD; Richardson 9-18, 1 TD; Green 4-15.
- SEAHAWKS** — Alexander 6-62; Strong 2-14; Hasselbeck 2-8.

**RECEIVING**

- CHIEFS** — Gonzalez 6-71; Holmes 3-70; Alexander 2-56; Richardson 2-28; Parker 1-16; Ricks 1-8; Thomas 1-7.
- SEAHAWKS** — Alexander 6-62, 1 TD; Jackson 5-61; Robinson 3-29; Strong 1-9; Ingram 1-1.

**PASSING**

- CHIEFS** — Green 16-26-256, 0 TDs, 0 INTs.
- SEAHAWKS** — Hasselbeck 16-26-162, 1 TD, 0 INTs.

**INTERCEPTIONS**

- CHIEFS** — None.
- SEAHAWKS** — None.

**SACKS**

- CHIEFS** — Clemons 1.0; Hicks 1.0; Wesley 1.0.
- SEAHAWKS** — Brown 1.0; Randle 1.0; Cochran 1.0.

**FIELD GOALS**

- CHIEFS** — Peterson (23) (26).
- SEAHAWKS** — Lindell 4BWR.

Philadelphia 23, CHIEFS 10

November 29, 2001 • Arrowhead Stadium • 77,087



PHILADELPHIA	.....	3	10	7	3	—	23
KANSAS CITY	.....	0	3	7	0	—	10



The temperature for kickoff at Arrowhead Stadium was a brisk 35 degrees, but even that was not enough to chill red-hot QB Donovan McNabb and the Eagles offense.

Kansas City head coach Dick Vermeil, who led the Eagles to Super Bowl XV, had hoped to get an early jump on his former team, but it was Philadelphia head coach Andy Reid who pulled all the right strings. Eagles K David Akers dribbled a perfectly-executed surprise onside kick to open the game. Philadelphia recovered and turned it into an Akers FG for an early 3-0 lead and never looked back.

Before a national Thursday night audience, McNabb was seemingly all over the field, completing 18 of 26 passes for 269 yards, adding two touchdown passes and ripping off 41 yards on the ground.

Three minutes into the second quarter with the Eagles clinging to a narrow 3-0 lead, the Chiefs defense snuffed out a drive at midfield. LB Glenn Cadrez partially blocked a P Sean Landeta punt, but the deflected ball slipped through the arms of CB Eric Warfield and the Eagles recovered on the Chiefs 41-yard line. Two plays later a 46-yard McNabb to RB Duce Staley touchdown pass sapped the energy from the Chiefs and opened up a 10-0 lead.

Chiefs QB Trent Green used RB Priest Holmes (76 yards rushing, 100 yards receiving) to orchestrate two five-minute-plus scoring drives. The first was a 14-play, 64-yard march that ended with a 29-yard K Todd Peterson field goal. Green found four different receivers for first downs on the drive but his third down attempt to TE Tony Gonzalez in the back of the end zone was tipped and fell incomplete.

Green (21 for 35, 213 yards, one TD), did help the Chiefs find the end zone midway through the third quarter when he hit WR Derrick Alexander on a three-yard strike. Alexander slipped past the Eagles linebackers and tiptoed along the end line to net the score.

Trailing 23-10 in the final quarter, the Chiefs had three possessions in the fourth frame, but were unable to score. The final Chiefs drive stalled at the Eagles 19-yard line with 1:12 remaining, essentially ending hopes of a Kansas City rally.

GAME NOTES

- RB Priest Holmes had 100 receiving yards, surpassing his previous career high of 98 vs. Tennessee (12/5/99). He became the first Chiefs RB to post a 100-yard receiving game since Todd McNair had 111 yards at San Diego (12/23/90).
- LB Marvyn Patton tied a career high with his second career two-sack game vs. PHI, he also tied for a team-high nine tackles (2 TFL).
- RB/KR Dante Hall registered a career-long 59-yard kickoff return in the third quarter.

- EAGLES** — Akers, 24-yard field goal (12-54, 6:01).
- EAGLES** — Staley, 46-yard pass from McNabb (Akers kick) (2-41, 0:19).
- EAGLES** — Akers, 33-yard field goal (9-58, 4:19).
- CHIEFS** — Peterson, 29-yard field goal (14-64, 5:01).
- EAGLES** — Stewart, 1-yard pass from McNabb (Akers kick) (6-71, 2:52).
- CHIEFS** — Alexander, 3-yard pass from Green (Peterson kick) (8-38, 5:07).
- EAGLES** — Akers, 38-yard field goal (11-60, 5:42).

Team Statistics	Eagles	Chiefs
First Downs	..... 19	18
Total Net Yards	..... 378	291
Rushes/Net Yards	..... 36/127	20/83
Net Passing	..... 251	208
Pass Attempts/Completions	..... 26/18	35/21
Had Intercepted	..... 1	1
Times Sacked/Yards	..... 2/18	2/5
Punts/Average	..... 5/31.4	5/37.2
Penalties/Yards	..... 5/35	3/43
Fumbles/Lost	..... 0/0	2/2
Possession Time	..... 35:00	25:00

RUSHING

- CHIEFS** — Holmes 18-76; Hall 1-4; Richardson 1-3.
- EAGLES** — Staley 25-80; McNabb 9-41; Buckhalter 2-6.

RECEIVING

- CHIEFS** — Holmes 8-100; Alexander 4-39, 1 TD; Gonzalez 4-28; Parker 2-22; Richardson 2-11; Ricks 1-13.
- EAGLES** — Thrash 5-65; Staley 4-66, 1 TD; Mitchell 3-60; Pinkston 2-37; Stewart 2-11, 1 TD; Lewis 1-27; Martin 1-3.

PASSING

- CHIEFS** — Green 21-35-213, 1 TD, 1 INT.
- EAGLES** — McNabb 18-26-269, 2 TDs, 1 INT.

INTERCEPTIONS

- CHIEFS** — Wesley 1-14.
- EAGLES** — Harris 1-8.

SACKS

- CHIEFS** — Patton 2.0.
- EAGLES** — Simon 1.5; Douglas 0.5.

FIELD GOALS

- CHIEFS** — Peterson (29).
- EAGLES** — Akers (24) (33) (38).

**GAME 12**

**Oakland 28, CHIEFS 26**

December 9, 2001 • Network Associates Coliseum • 60,784



<b>KANSAS CITY</b> .....	<b>10</b>	<b>7</b>	<b>3</b>	<b>6</b>	<b>—</b>	<b>26</b>
<b>OAKLAND</b> .....	<b>7</b>	<b>14</b>	<b>7</b>	<b>0</b>	<b>—</b>	<b>28</b>

A crowd of 60,784 rowdy fans at Oakland's Network Associates Coliseum held their collective breath for the final eight minutes of the game as Kansas City came just a failed two-point conversion short of upsetting the AFC West Champions, falling 28-26.

The Chiefs forced Oakland into a season-high five turnovers, outgained the Raiders 447 to 264 in total yardage, including 277 yards (168 rushing, 109 receiving) from RB Priest Holmes, but misfired on too many chances.

After stopping the Raider offense on the game's opening possession, Holmes simply took over. He scored the first touchdown on a 10-yard cutback run up the middle and accounted for 59 of the drive's 89 yards.

Two possessions later, Holmes turned a screen pass from QB Trent Green into a career-long, 67-yard TD dash, Kansas City's longest offensive play in 2001. On this drive the fifth-year back was the difference in all but three yards of the 88-yard march.

Trailing 17-7, the Silver and Black got back into the game when QB Rich Gannon scored on a five-yard TD run to cut the Kansas City advantage to 17-14. Oakland then stopped a Chiefs fourth-and-one attempt, turning it into seven points the other way. Gannon found WR Jerry Rice on an eight-yard TD pass with 32 second remaining in the first half for a 21-17 lead at the break, a deficit the Chiefs would never overcome.

Trailing by eight points with 3:03 left in the game, the Chiefs went for the end zone on fourth-and-goal from the Oakland four-yard line, but Green's fade pass to WR Derrick Alexander in the corner of the end zone was knocked away, seemingly ending KC's hopes.

With no timeouts, Chiefs DE Duane Clemons caught up to a scrambling Gannon and forced a fumble which S Greg Wesley's recovered at the Oakland 28-yard line, giving the Chiefs offense one last gasp.

With 1:44 left, Green (15 of 32, 253 yards) hit TE Tony Gonzalez on a 24-yard TD bringing the Chiefs within two points at 28-26. On the ensuing two-point attempt, Green wanted to find his Pro Bowl TE again, but Gonzalez was held up by the Raiders defense and Green was sacked, effectively ending the game.

**GAME NOTES**

- With an 11-yard run in the first quarter, RB Priest Holmes became the seventh player in Chiefs history to record a 1,000-yard rushing season and the first to do it since Christian Okoye in '91.
- Holmes became just the fourth player in Chiefs history to record 100 rushing yards and 100 receiving yards in the same game. Holmes had 168 yards rushing and a career-high 109 yards receiving.

- CHIEFS** — Holmes, 10-yard run (Peterson kick) (8-89, 4:32).
- CHIEFS** — Peterson, 43-yard field goal (4-4, 1:58).
- RAIDERS** — Wheatley, 6-yard run (Janikowski kick) (6-77, 3:26).
- CHIEFS** — Holmes, 67-yard pass from Green (Peterson kick) (5-88, 2:05).
- RAIDERS** — Gannon, 5-yard run (Janikowski kick) (4-36, 2:15).
- RAIDERS** — Rice, 8-yard pass from Gannon (Janikowski kick) (6-52, 1:45).
- RAIDERS** — Brown, 88-yard punt return (Janikowski kick).
- CHIEFS** — Peterson, 36-yard field goal (4-7, 1:47).
- CHIEFS** — Gonzalez, 24-yard pass from Green (pass failed) (2-27, 0:11).

Team Statistics	Raiders	Chiefs
Total Downs .....	16	23
Total Net Yards .....	264	447
Rushes/Net Yards .....	26/79	36/204
Net Passing .....	185	243
Pass Attempts/Completions .....	24/18	32/15
Had Intercepted .....	1	1
Times Sacked/Yards .....	2/10	3/10
Punts/Average .....	5/44.4	6/35.7
Penalties/Yards .....	5/34	6/50
Fumbles/Lost .....	0/0	5/4
Possession Time .....	27:00	33:00

**RUSHING**

- CHIEFS** — Holmes 28-168, 1 TD; Cloud 1-16; Richardson 5-12; Green 1-7; Alexander 1-1.
- RAIDERS** — Garner 10-36; Gannon 9-26, 1 TD; Wheatley 6-16, 1 TD; Kirby 1-1.

**RECEIVING**

- CHIEFS** — Holmes 5-109, 1 TD; Gonzalez 4-51, 1 TD; Richardson 3-12; Alexander 2-74; Kennison 1-7.
- RAIDERS** — Rice 5-57, 1 TD; Brown 4-35; Brigham 3-30; Garner 3-15; Williams 1-49; Porter 1-7; Wheatley 1-2.

**PASSING**

- CHIEFS** — Green 15-32-253, 2 TDs, 1 INT.
- RAIDERS** — Gannon 18-24-195, 1 TD, 1 INT.

**INTERCEPTIONS**

- CHIEFS** — Woods 1-0.
- RAIDERS** — T. Smith 1-9.

**SACKS**

- CHIEFS** — Owens 1.0; Cadrez 1.0.
- RAIDERS** — Biekert 1.0; Cooper 1.0; Upshaw 1.0.

**FIELD GOALS**

- CHIEFS** — Peterson (43) 28WR (36).
- RAIDERS** — None.

**GAME 13**

**CHIEFS 26, Denver 23 (OT)**

December 16, 2001 • Arrowhead Stadium • 77,778



<b>DENVER</b> .....	<b>0</b>	<b>10</b>	<b>7</b>	<b>6</b>	<b>0</b>	<b>— 23</b>
<b>KANSAS CITY</b> .....	<b>10</b>	<b>3</b>	<b>7</b>	<b>3</b>	<b>3</b>	<b>— 26</b>

In a game of second and third chances, the Chiefs eventually prevailed in an epic AFC West clash vs. Denver that seemingly would never end. After his would-be game-winning overtime FG from 41 yards away hit the right upright, Chiefs K Todd Peterson did not boot away his second opportunity, connecting on the game-winning 32-yard FG to give Kansas City a 26-23 overtime victory.

For the second straight week, the Chiefs started fast by building a 10-0 first quarter lead, and for the second straight week that lead dissipated. This time the Chiefs made the big plays down the stretch to effectively dash the Broncos playoff hopes.

After Peterson started the scoring with a 51-yard FG, RB Priest Holmes (29-121) scored the Chiefs first touchdown, scooting into the end zone from 12 yards out for a 10-0 lead.

Trailing 10-0, Denver climbed back into the game behind QB Gus Frerotte to WR Rod Smith passes. On the Broncos first possession of the second quarter Frerotte, who was starting for an injured Brian Griese, found the NFL's leading receiver for gains of 15, 20 and 11 yards, with the final completion being a TD pass out to the right flat. Smith finished the game with eight catches for 100 yards.

Chiefs WR Derrick Alexander scored his third TD of the season when QB Trent Green found him on a 24-yard post pattern to put KC ahead 20-10. The Broncos answered with an 11-play, 84-yard drive concluding in a four-yard Frerotte TD scramble, but the Denver QB was knocked from the game on that play, forcing second-year pro Jarious Jackson into action. Jackson filled in to complete seven of 12 passes for 73 yards and lead Denver to the tying score at the end of regulation.

With the score deadlocked at 20-20, the Chiefs missed a 28-yard FG but forced a Denver fumble on the next play giving the Red and Gold another chance. Peterson, who finished the day making four of six FG attempts, gave the Chiefs a 23-20 lead with a 41-yard try, only to have Denver K Jason Elam tie the score with a 49-yard FG with 1:13 left.

The Kansas City defense turned in a critical overtime three-and-out series setting up the clinching drive. Green, who completed 17 of 21 passes for 292 yards, found rookie WR Marvin Minnis on a 56-yard strike to set up the 32-yard Peterson FG and the Chiefs victory.

**GAME NOTES**

- QB Trent Green completed 17 of 21 passes vs. Denver, tying the Chiefs single-game record with a 80.95 completion percentage.
- With 121 yards vs. Denver, RB Priest Holmes became the first Chiefs RB to post back-to-back games with 100 or more rushing yards since Barry Word in '91.

- CHIEFS** — Peterson, 51-yard field goal (11-49, 6:36).
- CHIEFS** — Holmes, 12-yard run (Peterson kick) (2-66, 0:59).
- BRONCOS** — Smith, 11-yard pass from Frerotte (Elam kick) (7-63, 4:09).
- CHIEFS** — Peterson, 43-yard field goal (10-47, 5:00).
- BRONCOS** — Elam, 34-yard field goal (10-44, 4:09).
- CHIEFS** — Alexander, 24-yard pass from Green (Peterson kick) (6-65, 2:43).
- BRONCOS** — Frerotte, 4-yard run (Elam kick) (11-84, 5:29).
- BRONCOS** — Elam, 36-yard field goal (6-26, 2:25).
- CHIEFS** — Peterson, 41-yard field goal (4-(-1), 1:32).
- BRONCOS** — Elam, 19-yard field goal (9-40, 3:59).
- CHIEFS** — Peterson, 32-yard field goal (2-56, 0:24).

Team Statistics	Broncos	Chiefs
First Downs .....	22	22
Total Net Yards .....	335	396
Rushes/Net Yards .....	34/94	33/137
Net Passing .....	241	259
Pass Attempts/Completions .....	34/23	21/17
Had Intercepted .....	0	1
Times Sacked/Yards .....	2/13	5/33
Punts/Average .....	5/39.2	1/50.0
Penalties/Yards .....	8/146	9/68
Fumbles/Lost .....	4/1	2/2
Possession Time .....	37:16	31:48

**RUSHING**

- CHIEFS** — Holmes 29-121, 1 TD; Kennison 1-14; Richardson 2-3; Green 1-(-1).
- BRONCOS** — Davis 21-70; Frerotte 4-12, 1 TD; Anderson 1-8; Jackson 5-7; Montgomery 1-5; Kasper 2-(-8).

**RECEIVING**

- CHIEFS** — Minnis 5-89; Alexander 4-72, 1 TD; Kennison 3-62; Gonzalez 3-53; Holmes 1-8; Ricks 1-8.
- BRONCOS** — Smith 8-100, 1 TD; Carswell 6-62; Carter 3-3; Hape 2-35; Kasper 2-30; Cole 1-19; Davis 1-5.

**PASSING**

- CHIEFS** — Green 17-21-292, 1 TD, 1 INT.
- BRONCOS** — Frerotte 16-22-181, 1 TD, 0 INTs; Jackson 7-12-73, 0 TD, 0 INT.

**INTERCEPTIONS**

- CHIEFS** — None.
- BRONCOS** — Spencer 1-18.

**SACKS**

- CHIEFS** — Clemons 1.5; Downing 0.5.
- BRONCOS** — Romanowski 2.0; Kennedy 1.0; Berry 1.0; Pryce 1.0.

**FIELD GOALS**

- CHIEFS** — Peterson (51) (43) 28WR (41) 41WR (32).
- BRONCOS** — Elam (34) 45WL (36) (49).

CHIEFS 20, San Diego 17

December 23, 2001 • Arrowhead Stadium • 76,131



SAN DIEGO	7	0	7	3	—	17
KANSAS CITY	7	0	3	10	—	20

With Arrowhead Stadium in the Christmas spirit, Kansas City showcased the ghosts of Chiefs past, present and future against the Chargers. First, the Chiefs grind-it-out win was reminiscent of the KC past, while big games from newcomers WR Marvin Minnis, RB Priest Holmes and QB Trent Green displayed the KC present. Finally, the 20-17 victory over San Diego and a two-game win streak over AFC West division opponents was hopefully a glimpse of Kansas City's future.

Despite below-freezing temperatures at kickoff, four Green-to-Minnis passes burned up the frozen turf at Arrowhead and aided a 16-play, 8:28 opening drive that culminated in three-yard TD pass from the Chiefs QB to TE Jason Dunn.

The Kansas City lead was short-lived as San Diego rookie RB LaDainian Tomlinson, who ended the game with a career-high 145 yards rushing, broke a 34-yard run to the Chiefs four-yard line, where QB Doug Flutie found TE Freddie Jones for a TD to tie the score 7-7 at the half.

The Chiefs got two FGs from K Todd Peterson, but San Diego kept pace with two scores of their own as a four-yard WR Curtis Conway TD catch and a 27-yard Steve Christie FG gave the Chargers a 17-13 lead.

Taking the ball on their own 35 with 4:51 left, Green engineered the game-winning drive for the second straight week. He went three for four on the final drive and used a 13-yard scramble for a first down to move the Chiefs deep into San Diego territory.

On the next play, a Green interception was nullified when S Rodney Harrison was flagged for roughing the passer, allowing Kansas City to retain possession and start first-and-goal from the nine-yard line. From there FB Tony Richardson capped the decisive drive with a one-yard dive across the goal line for a 20-17 lead with 0:48 remaining.

The Chiefs defense, led by CB Ray Crockett's eight tackles and three passes defensed, held for the last minute and sent the Chiefs to their first two-game winning streak under the direction of head coach Dick Vermeil.

**GAME NOTES**

- The Chiefs swept the Chargers for the first time since '97 and won their fifth consecutive game at Arrowhead vs. San Diego.
- With 80 rushing yards vs. San Diego (12/23) and 181 yards at San Diego (11/4), RB Priest Holmes had a combined 261 total rushing yards against the Chargers in 2001, marking the third-highest tally by a Chiefs RB against one team in a season.

- CHIEFS** — Dunn, 3-yard pass from Green (Peterson kick) (16-80, 8:28).  
**CHARGERS** — Jones, 3-yard pass from Flutie (Christie kick) (5-57, 2:51).  
**CHIEFS** — Peterson, 33-yard field goal (6-51, 2:56).  
**CHARGERS** — Conway, 4-yard pass from Flutie (Christie kick) (10-71, 5:22).  
**CHIEFS** — Peterson, 41-yard field goal (6-37, 2:37).  
**CHARGERS** — Christie, 27-yard field goal (10-65, 4:41).  
**CHIEFS** — Richardson, 1-yard run (Peterson kick) (8-65, 4:13).

Team Statistics	Chargers	Chiefs
First Downs	20	24
Total Net Yards	329	323
Rushes/Net Yards	29/165	32/120
Net Passing	164	203
Pass Attempts/Completions	27/15	28/19
Had Intercepted	0	2
Times Sacked/Yards	2/11	1/0
Punts/Average	4/38.3	2/40.0
Penalties/Yards	7/47	2/10
Fumbles/Lost	1/0	1/0
Possession Time	28:25	31:35

**RUSHING**

- CHIEFS** — Holmes 23-80; Green 5-36; Richardson 3-5, 1 TD; Kennison 1-(-1).  
**CHARGERS** — Tomlinson 27-145; Flutie 2-20.

**RECEIVING**

- CHIEFS** — Minnis 6-80; Kennison 3-58; Holmes 3-12; Gonzalez 2-22; Dunn 2-20, 1 TD; Richardson 2-2; Alexander 1-9.  
**CHARGERS** — Gaylor 5-78; Conway 4-57, 1 TD; Jones 3-29, 1 TD; Tomlinson 3-11.

**PASSING**

- CHIEFS** — Green 19-28-203, 1 TD, 2 INTs.  
**CHARGERS** — Flutie 15-27-175, 2 TDs, 0 INTs.

**INTERCEPTIONS**

- CHIEFS** — None.  
**CHARGERS** — Beckett 1-8; McNeil 1-0.

**SACKS**

- CHIEFS** — Ransom 1.0; Downing 1.0.  
**CHARGERS** — Carson 1.0.

**FIELD GOALS**

- CHIEFS** — Peterson 41WR (33) (41).  
**CHARGERS** — Richey 46WL; Christie (27).

CHIEFS 30, Jacksonville 26

December 30, 2001 • ALLTEL Stadium • 59,396



KANSAS CITY	7	10	10	3	—	30
JACKSONVILLE	7	10	0	9	—	26

The demons of an 11-game overall losing streak in the state of Florida were silenced when Kansas City won its third consecutive game by outlasting the Jaguars, 30-26 at ALLTEL Stadium. All-Pro TE Tony Gonzalez hauled in two TD catches and the Kansas City defense denied Jacksonville on three straight trips inside the 25-yard line within the final period to hang on for the win.

The Kansas City defense impacted the game from the outset, as DE Duane Clemons executed a perfect sack-and-strip of QB Mark Brunell on the game's second play. The Chiefs first of four sacks on the day set them up at the Jacksonville 14-yard line. KC cashed the turnover in with three straight handoffs to RB Priest Holmes. Holmes dashed around the left corner from six yards out to give the Red and Gold an early 7-0 lead.

After Jacksonville answered with two TDs, the Chiefs re-established the lead and the pace of the game as QB Trent Green used WR Eddie Kennison (6-121) to set up scoring opportunities and then found the reliable Gonzalez (8-78) twice near the goal line to finish drives.

The stage was set for a thrilling fourth quarter when Brunell found WR Keenan McCardell on a 20-yard touchdown pass to open the fourth quarter, tightening the KC lead to 27-24. Clinging to that three-point lead, the Red and Gold defense tightened the bolts on what had been an explosive Jaguars offense.

First, a S Jerome Woods interception at the KC 20-yard line set up a K Todd Peterson 29-yard field goal. Next, the Jaguars marched into the Chiefs Red Zone only to be turned away again, this time on downs. On fourth-and-nine from the KC 14-yard line Chiefs LB Marvuc Patton tackled JAX WR Jimmy Smith short of the first down marker to snuff out the drive.

A self-imposed safety by Chiefs P Dan Stryzinski made the score 30-26 and gave the Jaguars one last chance with under a minute remaining. On the strength of S Greg Wesley's team-leading 10 tackles and two passes broken up, the Chiefs defense forced three straight incompletions from the KC 13 and iced Kansas City's third road win of the year.

**GAME NOTES**

- The Chiefs won their third consecutive game, with all three wins being decided by four points or less.
- TE Tony Gonzalez tied a career high with two TD catches at Jacksonville.
- WR Eddie Kennison caught six passes for a season-high 121 yards, his first 100-yard receiving day as a member of the Chiefs. It was his first 100-yard game since catching eight passes for 100 yards vs. New England (12/10/00) as a member of the Bears.

- CHIEFS** — Holmes, 6-yard run (Peterson kick) (3-14, 1:27).
- JAGUARS** — Mack, 3-yard run (Hollis kick) (9-79, 4:27).
- JAGUARS** — Brunell, 3-yard run (Hollis kick) (7-69, 3:10).
- CHIEFS** — Gonzalez, 1-yard pass from Green (Peterson kick) (9-57, 4:58).
- JAGUARS** — Hollis, 28-yard field goal (6-63, 2:42).
- CHIEFS** — Peterson, 47-yard field goal (5-39, 0:34).
- CHIEFS** — Peterson, 40-yard field goal (11-59, 5:26).
- CHIEFS** — Gonzalez, 12-yard pass from Green (4-73, 1:58).
- JAGUARS** — McCardell, 20-yard pass from Brunell (Hollis kick) (8-77, 3:17).
- CHIEFS** — Peterson, 29-yard field goal (11-46, 5:59).
- JAGUARS** — Safety, Stryzinski ran out of end zone.

Team Statistics	Jaguars	Chiefs
First Downs	22	23
Total Net Yards	431	365
Rushes/Net Yards	26/182	31/92
Net Passing	249	273
Pass Attempts/Completions	37/22	35/26
Had Intercepted	1	2
Times Sacked/Yards	4/34	2/21
Punts/Average	4/42.8	3/40.3
Penalties/Yards	5/44	5/55
Fumbles/Lost	2/2	4/2
Possession Time	27:20	32:40

**RUSHING**

- CHIEFS** — Holmes 27-91, 1 TD; Gonzalez 1-9; Green 2-2; Stryzinski 1-(-10).
- JAGUARS** — Mack 16-125, 1 TD; Joseph 6-29; Brunell 3-27, 1 TD; Gibson 1-1.

**RECEIVING**

- CHIEFS** — Gonzalez 8-78, 2 TDs; Holmes 7-53; Kennison 6-121; Richardson 3-14; Ricks 1-21; Minnis 1-7.
- JAGUARS** — McCardell 7-132, 1 TD; Brady 5-51; Smith 5-51; Dawkins 2-13; Joseph 1-24; Mack 1-8; Gibson 1-4.

**PASSING**

- CHIEFS** — Green 26-35-294, 2 TDs, 2 INTs.
- JAGUARS** — Brunell 22-37-283, 1 TD, 1 INT.

**INTERCEPTIONS**

- CHIEFS** — Woods 1-23.
- JAGUARS** — Nickerson 1-2; Craft 1-0.

**SACKS**

- CHIEFS** — Bartee 1.0; Cadrez 1.0; Clemons 1.0; Owens 1.0.
- JAGUARS** — Battles 1.0; Brackens 1.0.

**FIELD GOALS**

- CHIEFS** — Peterson (47) (29).
- JAGUARS** — Hollis (28) 42WR.

Seattle 21, CHIEFS 18

January 6, 2002 • Husky Stadium • 58,460



KANSAS CITY	..... 0	0	10	8	—	18
SEATTLE	..... 0	14	7	0	—	21

On a dark and rainy January day at Husky Stadium in Seattle, the Chiefs and Seahawks squared off in a game that was originally to be played in Week Two but was rescheduled due to the events of September 11th.

Although the Chiefs dropped their final AFC West match-up with Seattle, RB Priest Holmes racked up 117 yards on the ground, giving him 1,555 yards for the season and enough to edge the NYJ's Curtis Martin (1,513) for the NFL's rushing title. After spotting Seattle a 14-0 halftime lead, Kansas City battled to within three points, but fell just short, 21-18, and ended the season with a 6-10 record.

Both teams traded missed field goals before the Seattle offense struck with a pair of second quarter drives. First, QB Trent Dilfer found WR Darrell Jackson for a 12-yard TD pass and a 7-0 lead. Then just before the half, Seattle LB Isaiah Kacyvenski thwarted a Kansas City drive when he picked off a QB Trent Green pass at the Seattle six-yard line. Dilfer ended the half by again finding Jackson (6-71), this time with an 18-yard TD pass, staking the Seahawks to a 14-0 lead.

Shutout in the first half, the Kansas City defense and special teams took it upon themselves to get back into the game. Behind LBs Marcus Patton and Donnie Edwards who each had a team-high nine tackles, Seattle was held to a three-and-out series to start the second half. LB Glenn Cadrez blocked the ensuing P Jeff Feagles punt and S Jason Belser jumped on the loose ball at the Seattle one-yard line. Two plays later Green hit TE Mikhael Ricks for a TD, putting the Chiefs on the scoreboard to make the count 14-7.

A K Todd Peterson 27-yard FG cut the deficit to 14-10, but Seattle struck back when RB Shaun Alexander burst around the right end for 44-yard breakaway TD scamper. The second-year back finished with 127 yards on the ground and gave the Seahawks a 21-10 lead as the third quarter ended.

The Chiefs closed the gap by putting together a 12-play, 62-yard drive which culminated in a FB Tony Richardson one-yard TD dive with just 0:54 remaining. Down 21-18, Peterson's onside kick was Kansas City's last chance, but Seattle WR Bobby Engram snared the jump ball to clinch the Seahawks win.

**GAME NOTES**

- RB Priest Holmes won the NFL rushing crown with 1,555 yards, beating NYJ's Curtis Martin (1,513) by 42 yards.
- LB Glenn Cadrez blocked a punt in the third quarter which was recovered by S Jason Belser, marking the Chiefs second blocked punt of the season.
- CB Eric Warfield established a career high with his fourth INT of the season.

- SEAHAWKS** — Jackson, 12-yard pass from Dilfer (Lindell kick) (7-71, 3:00).
- SEAHAWKS** — Jackson, 18-yard pass from Dilfer (Lindell kick) (10-72, 2:08).
- CHIEFS** — Ricks, 1-yard pass from Green (Peterson kick) (2-1, 0:44).
- CHIEFS** — Peterson, 27-yard field goal (7-63, 2:37).
- SEAHAWKS** — Alexander, 44-yard run (Lindell kick) (5-76, 2:27).
- CHIEFS** — Richardson, 1-yard run (Green-Kennison pass) (12-62, 2:05).

Team Statistics	Seahawks	Chiefs
First Downs	20	18
Total Net Yards	389	308
Rushes/Net Yards	33/150	28/126
Net Passing	239	182
Pass Attempts/Completions	39/22	33/15
Had Intercepted	2	1
Times Sacked/Yards	1/9	3/2
Punts/Average	5/30.0	6/39.7
Penalties/Yards	4/30	2/15
Fumbles/Lost	1/0	1/0
Possession Time	32:41	27:19

**RUSHING**

- CHIEFS** — Holmes 23-117; Green 3-8; Richardson 2-1, 1 TD.
- SEAHAWKS** — Alexander 20-127, 1 TD; Graham 8-18; Strong 2-5; Dilfer 3-0.

**RECEIVING**

- CHIEFS** — Holmes 6-52; Kennison 3-74; Ricks 2-23, 1 TD; Gonzalez 2-9; Minnis 1-21; Alexander 1-5.
- SEAHAWKS** — Jackson 6-71, 2 TDs; Alexander 6-31; Williams 3-24; Robinson 2-61; Engram 2-20; Strong 2-11; Fauria 1-30.

**PASSING**

- CHIEFS** — Green 15-33-184, 1 TD, 1 INT.
- SEAHAWKS** — Dilfer 22-38-248, 2 TDs, 2 INTs.

**INTERCEPTIONS**

- CHIEFS** — Warfield 1-10; Patton 1-5.
- SEAHAWKS** — Kacyvenski 1-22.

**SACKS**

- CHIEFS** — Edwards 1.0.
- SEAHAWKS** — Sinclair 1.5; Terry 1.0; Cochran 0.5.

**FIELD GOALS**

- CHIEFS** — Peterson 43WR 53S (27).
- SEAHAWKS** — Lindell 44 WR.

## CHIEFS HISTORY

**1959** — Lamar Hunt established and organized the American Football League with six original cities — Dallas, New York, Houston, Denver, Los Angeles and Minneapolis (Buffalo and Boston were added and Oakland replaced Minneapolis). "Before there was a player, coach or general manager in the league, there was Lamar Hunt," said Boston's Billy Sullivan. "Hunt was the cornerstone, the integrity of the league. Without him, there would have been no AFL." An unknown assistant at Miami (Florida), Hank Stram, was hired by Hunt to coach the club.

**1960** — For their inaugural season in the Cotton Bowl, the Texans had a strong home-state identity with quarterback Cotton Davidson (Baylor), fullback Jack Spikes (Texas Christian) and running back Abner Haynes (North Texas State). Haynes led the league in rushing with 875 yards and touchdowns with nine. The Texans had a flashy, high scoring club, and only three close losses kept them from challenging for the division title. The Texans averaged 24,500 for their home games, the highest average in the league.

**1961** — The Texans and the NFL's Dallas Cowboys both drafted E.J. Holub, described by many scouts as "the best football player in America." Holub decided to play for the Texans, joining three future Chiefs Hall of Famers — Jerry Mays, Fred Arbanas and Jim Tyrer.

**1962** — Stram brought in quarterback Len Dawson, who spent six uneventful years in the NFL, to quarterback the club. Another key addition was Kansas running back Curtis McCClinton. Haynes enjoyed his finest season with 1,049 yards and an AFL-high 13 touchdowns. The Texans clinched the Western Division championship in November and finished with an 11-3 record. AFL writers voted Dawson, who threw 29 touchdown passes, player of the year, and Stram coach of the year. Dallas won the AFL Championship on December 23 when Tommy Brooker connected on a 25-yard field goal during the second overtime of the title game, giving the Texans a 20-17 victory over the Houston Oilers.

**1963** — On May 22, Hunt announced he was moving the franchise to Kansas City and renaming it the Chiefs. H. Roe Bartle, Kansas City's mayor nicknamed "Chief," promised to enlarge Municipal Stadium and guaranteed Hunt three times as many season ticket sales as the Texans had in Dallas. Rookie Stone Johnson suffered a fatal injury in a preseason game and his jersey number 33 was subsequently retired. Kansas City opened the regular season with a 59-7 victory over Denver, but managed just one win and two ties in its next nine games. Three highly-touted rookies, Buck Buchanan, Ed Budde and Bobby Bell, became starters on their way to a combined 526 games with the team.

**1964** — The Chiefs struggled to a 7-7 record as many of the team's best players, including E.J. Holub, Fred Arbanas and Johnny Robinson, missed several games with injuries. An average of just 18,126 fans attended each home game, prompting discussion at the AFL owners' meeting about the Chiefs future in Kansas City.

**1965** — The Chiefs made Kansas star Gale Sayers their first-round draft pick, but lost him in a bidding war with the Chicago Bears. The Chiefs were able to nab wide receiver Otis Taylor from Prairie View, while Mack Lee Hill, a virtually unknown free agent running back, muscled his way into the starting lineup. In a relatively routine knee surgery late in the season, Hill died on the operating table. The club finished with a 7-5-2 record with three losses by a field goal or less.

**1966** — The Chiefs signed Heisman Trophy winner Mike Garrett from USC, even though he was drafted by his

hometown Los Angeles Rams of the NFL. A crowd of 43,885, the largest ever to witness a sports event in Kansas City, turned out for the home opener against the defending AFL champion Buffalo Bills. The Chiefs dropped a 29-14 decision to the Bills, but, after the contest, Stram and Buffalo head coach Joe Collier negotiated a trade in the middle of the field. Kansas City got kicker Mike Mercer for a fifth-round pick, solidifying one of the few weaknesses on the squad. Garrett earned AFL Rookie of the Year honors, rushing for 801 yards with a lofty 5.5 yards-per-carry average. Dawson led the league in passing as the Chiefs finished three games in front of Oakland for the Western Division title.

**1967** — Using a dazzling I-formation offense and a smothering defense, the Chiefs dominated the Bills in Buffalo, 31-7, on New Year's day to win the franchise's second AFL crown and a place in the first AFL-NFL World Championship Game, later renamed Super Bowl I. On January 15 at the Los Angeles Memorial Coliseum, the Chiefs met Vince Lombardi's powerful Green Bay Packers. The Chiefs played the Packers close for a half, trailing 14-10, but Green Bay took control in the final two quarters, winning the game by a score of 35-10. The Chiefs looked to the draft to strengthen their defense and found a pair of linebacking gems in Willie Lanier from Morgan State and Jim Lynch from Notre Dame. The club's special teams also got a boost with the addition of kicker Jan Stenerud and return man Noland (Super Gnat) Smith. On August 23, the Chiefs and Chicago Bears played a preseason game in the first contest between AFL and NFL teams in Kansas City. The Chiefs throttled the Bears, 66-24, at Municipal Stadium. Interest in the team skyrocketed, forcing an increase in seating capacity at Municipal Stadium from 40,000 to 47,000. Later in the year, Jackson County voters approved a \$43 million bond issue for construction of a sports complex. Injuries again hit the club hard in the regular season as the Chiefs clawed their way to a 9-5 record.

**1968** — Dawson led the AFL in passing for the fourth time as the Chiefs finished the year with a 12-2 record and a tie with the Raiders for the Western Division championship. Oakland easily defeated Kansas City, in the AFL Playoffs 41-6, to advance to the AFL Championship Game against the New York Jets.

**1969** — The Chiefs opened the season with impressive wins over San Diego and Boston, but lost Dawson with a knee injury. The next week, backup Jacky Lee went down with a broken ankle, leaving the team's most crucial position in the hands of two-year pro Mike Livingston, who engineered a seven-game win streak. Two months into the campaign, Dawson returned, helping the Chiefs to an 11-3 record, good for second in the division behind Oakland, who was 12-1-1. In the first round of the playoffs, Kansas City rode its dominating defense en route to a 13-6 win over the Super Bowl champion New York Jets, while Oakland pounded Houston, 56-7.

**1970** — On January 4, the Chiefs defeated the Raiders, 17-7, to capture the AFL crown. It was the final game in AFL history, as the Chiefs became the league's only three-time champions. The biggest moment in Kansas City sports history came to a peak as the Chiefs became World Champions by turning back the Minnesota Vikings, by a score of 23-7, in Super Bowl IV. The Chiefs used the game as a crusade for the American Football League, and wore patches on their jerseys saying "AFL-10," which referred to the league's 10-year existence. The following season would see the AFL merge with the NFL. Oddsmakers established

the Vikings as two-touchdown favorites, yet the Chiefs used three Stenerud field goals and a Garrett touchdown run to take a 16-0 halftime lead. A dynamic 46-yard touchdown pass from Dawson to Taylor in the third quarter sealed the victory. Dawson was named the game's Most Valuable Player. Despite injuries to key players and the trade of Garrett to the Chargers, the Chiefs finished the year with a 7-5-2 record, but did not qualify for the playoffs.

**1971** — Taylor led the NFL in receiving yards with 1,110 and Ed Podolak became the team's top rusher. The linebacking trio of Lanier, Bell and Lynch was the league's best. In the season's next-to-last game with the Raiders, a late field goal by Stenerud gave the Chiefs a 16-14 victory and a Western Division title. The team finished with a 10-3-1 mark, one-and-a-half games ahead of Oakland. Kansas City and Miami hooked up for one of pro football's most memorable games on Christmas Day in the first round of the playoffs. The Eastern Division champion Dolphins won a dramatic double-overtime thriller, 27-24, in the longest game in NFL history. Podolak accounted for an incredible 350 yards on rushes, receptions and returns. It would be the last game played in Municipal Stadium.

**1972** — Chiefs founder Lamar Hunt became the first AFL figure to be inducted into the Pro Football Hall of Fame on July 29 in Canton, Ohio. All-Pro safety Johnny Robinson retired and Dawson ended speculation about his retirement by signing a two-year contract. The Chiefs opened play in Arrowhead Stadium, one of the most magnificent facilities in pro sports. The largest crowd in Chiefs history, 82,094, watched the home team defeat the Raiders, 27-14, on November 5. The Chiefs got off to a 5-3 start, then lost three straight, and ended the year with an 8-6 record and out of playoff contention.

**1973** — The defense remained solid but the offense struggled as Dawson was hurt for much of the season. Livingston led the club into first place in late November, but a pair of losses and a tie, gave the team its second straight second-place finish.

**1974** — The Chiefs age was beginning to show. Several of the club's key players were entering the twilight of their careers: Dawson was 39, Tyrer was 35, Bell, Buchanan and Budde were 34, Hill was 33, and Taylor was 32. The result was the team's first losing season in 11 years. One of the year's few bright spots in the 5-9 season was Emmitt Thomas' league-leading 12 interceptions. Bell, an eight-time All-Pro, concluded his playing career.

**1975** — Paul Wiggin, an assistant coach with the San Francisco 49ers, replaced Stram as the team's head coach and directed the Chiefs to four wins in his first five games. The high point of the season was a 34-31 upset of the Dallas Cowboys on Monday Night Football. Injuries crippled the team, leading to a second straight 5-9 finish. Dawson, the top passer in Chiefs history, announced his retirement after 14 memorable seasons with the franchise. After eight All-Pro seasons, Buchanan also finished his last year of play.

**1976** — After lingering in Dawson's shadow for eight seasons, Livingston was firmly entrenched as the team's starting quarterback. Even though he played well, the Chiefs still ended the year with their third consecutive 5-9 record.

**1977** — The Chiefs suffered their worst season ever, winning just twice. Tom Bettis replaced Wiggin at midseason as the team's head coach, but was able to win just once in seven tries. The heart and soul of the Chiefs defense departed when roommates Lanier and Lynch, a pair of 11-year veterans, retired after the season's end.

**1978** — Marv Levy, the former head coach of the Canadian Football League's Montreal Alouettes, was named head coach. His first four draft picks were defensive players, including standout defensive end Art Still of Kentucky and

linebacker Gary Spani of Kansas State. Levy installed the Wing-T as his offense. The Chiefs had the second-most productive ground game in the league and a record five different runners had 100-yard games, including Tony Reed, the team's first 1,000-yard back in 11 years. The team showed signs of improvement, and ended their first 16-game regular season with a 4-12 mark.

**1979** — With the second overall pick in the draft, the team landed Colorado State defensive end Mike Bell, a pass rush specialist and perfect complement for Still. Clemson quarterback Steve Fuller was also chosen in the first round by the Chiefs, and by midseason, he had replaced Livingston. With Fuller at the helm, the Chiefs improved from a 1-3 start to finish 7-9.

**1980** — In a then-controversial move, the Chiefs released Stenerud, the club's all-time leading scorer, in favor of journeyman Nick Lowery, who had been out 11 times by eight different teams himself. Despite injuries to key players, the Chiefs made steady improvement. The team came back from an 0-4 start to finish 8-8. The defense came of age with Still, Spani, safety Gary Barbaro and cornerback Gary Green playing major roles. After Fuller was sidelined with a knee injury late in the season, little-known Bill Kenney took over and led the club to two victories in the final three weeks.

**1981** — Kenney remained at quarterback and directed the Chiefs to a 6-2 start, including a 37-33 win over the defending Super Bowl champion Steelers in Pittsburgh. The Chiefs were poised to make the playoffs for the first time in 10 years before dropping three straight games in December. A season-ending victory over the Vikings guaranteed the Chiefs their first winning record since 1973. Rookie running back Joe Delaney, a second-round pick from Northwest Louisiana rushed for a then club-record 1,121 yards.

**1982** — The Chiefs split their first two games of the year before the players' strike began. The walkout would not be settled until mid-November, and the Chiefs dropped the first four games following the strike's end. Victories in two of the season's final three games left the club with a 3-6 record.

**1983** — Tragedy struck the club on June 29, when Delaney, the team's young star running back, drowned trying to save the lives of three youngsters in Monroe, Louisiana. A month later, linebacker Bobby Bell became the first Chiefs player to be inducted into the Pro Football Hall of Fame in Canton. John Mackovic, in his first season as the club's head coach, had trouble finding a suitable replacement for Delaney as the running game suffered. Kenney was coming of age, throwing for 4,348 yards, a Chiefs record and then the fourth-highest total in NFL history. His primary target was wide receiver Carlos Carson, who hauled in 80 passes for 1,351 yards. Despite the team's high-flying offense, the final result was a 6-10 finish.

**1984** — The Chiefs used their two first-round draft picks to bolster their lines, picking Pitt All-America nose tackle Bill Maas then Iowa's huge offensive tackle John Alt. Maas had an immediate impact and was named NFL Defensive Rookie of the Year. Kenney suffered a broken thumb during the preseason and was sidelined until the season's seventh week. Todd Blackledge, a first-round pick the previous season, opened the first six contests and had the club 3-3. Inconsistency marked the rest of the season which saw the team conclude the year with an 8-8 mark.

**1985** — The Chiefs got off to a flying start, winning three of their first four games. One of the wins, a 28-7 drubbing of the Seattle Seahawks on September 29, saw free safety Deron Cherry tie an NFL record with four interceptions. That would be one of the few remaining bright spots in a 6-10 season.

**1986** — Linebacker Willie Lanier was enshrined in the Pro Football Hall of Fame on August 2. The pieces started coming together for Mackovic, who directed the club to a 7-3 record 10 weeks into the season. The club's defense and special teams were especially effective. Three straight losses in November put the Chiefs playoff chances in jeopardy, though. A 37-10 win over the Broncos at Arrowhead and the team's first-ever win at L.A. Memorial Coliseum, a 20-17 squeaker over the Raiders, put the 9-6 Chiefs in position to reach the playoffs. A December 21 date in Pittsburgh was all that stood in their way. Despite being outgained 515 yards to 171, the Chiefs were able to notch a 24-19 victory as all of the team's points came from the special teams. That earned the club an AFC Wild Card berth, the club's first playoff appearance in 15 years. On December 28 at Giants Stadium, the Jets defeated the upstart Chiefs, 35-15.

**1987** — Quarterback Len Dawson was inducted into the Pro Football Hall of Fame on August 8 in Canton, just a few miles from his hometown of Alliance, Ohio. Special teams coordinator Frank Gansz was promoted to head coach, and he quickly used the draft to solve the Chiefs running woes by selecting nimble Paul Palmer of Temple in the first round and powerful Enugu, Nigeria, native Christian Okoye from tiny Azusa Pacific in the second. Both rookies made a splash in the season-opening win over the Chargers as Palmer returned a kickoff for a touchdown and Okoye dashed for 105 yards. The Chiefs suffered a setback at Seattle the following week, just before another players' strike took place. NFL teams put together "replacement" squads, mostly consisting of players cut in training camp. The Chiefs version lost all three games, and by the time the strike was finished, the team stood 1-4. Five straight losses followed, giving the Chiefs a team-record nine-game skid. Kansas City won three of its last five for a 4-11 mark.

**1988** — Defensive end Neil Smith of Nebraska became the team's first-round pick after the club traded its second-round choice to the Detroit Lions in order to move one place up in the first round. For the second straight season, the Chiefs were able to win just four times. Twelve-year veteran Steve DeBerg, acquired in an offseason trade with the Tampa Bay Buccaneers, became the club's starting quarterback. On December 19, one day after the season's end, Carl Peterson took over as the club's President/General Manager and Chief Operating Officer.

**1989** — Marty Schottenheimer, who directed the Cleveland Browns to two AFC Championship Game appearances, became the seventh head coach in Chiefs history on January 24. With the fourth overall pick in the draft, the team selected Butkus Award winner Derrick Thomas, Alabama's All-America linebacker. The team started slow, winning three of its first eight games. DeBerg, Ron Jaworski, and Steve Pelluer each took turns as the team's starting quarterback. DeBerg regained the starting job for the final five weeks of the season, generating four wins that put the Chiefs one-half game shy of a playoff berth. The 8-7-1 record was good for second place in the division. Okoye set a club record and became the first Chief to lead the NFL in rushing with 1,480 yards, while Thomas won consensus Rookie of the Year honors.

**1990** — Defensive tackle Buck Buchanan was inducted into the Pro Football Hall of Fame on August 4. The Chiefs got out of the starting gate quickly, winning three of their first four games. The club then struggled, splitting its next six games, before tearing up the league in the home stretch, winning six of its last seven outings. The team's 11-5 record was the club's best since the 1969 Super Bowl season and advanced the team to the playoffs for just the second time since 1971. Free agent running back Barry Word topped the

team with 1,015 yards, but the unquestioned leader on offense was DeBerg, who tossed 23 touchdown passes with just four interceptions. Kansas City led the NFL with 60 sacks, including 20 by Thomas, the NFL's sack king. An NFL-record seven of Thomas' sacks came on November 11 against Seattle, a game the Seahawks miraculously won, 17-16, on a last-second touchdown by future Chief Dave Krieg. That loss would bring on the furious stretch run.

**1991** — On January 5 at Joe Robbie Stadium in Miami, the Chiefs suffered a heart-breaking, 17-16 loss to the Dolphins in the AFC First Round Playoff tilt. On July 27, Jan Stenerud became the first pure placekicker to be inducted into the Pro Football Hall of Fame. The Chiefs enjoyed another strong 10-6 regular season. The home portion of the schedule was highlighted by a pair of prime-time Monday night affairs. On October 7, the Chiefs toppled the defending AFC Champion Bills, 33-6, in the club's first home Monday night game in eight years. Three weeks later, the Chiefs tallied a thrilling come-from-behind win over the Raiders in front of a national audience. On December 28, the Chiefs played host to the Raiders in the first playoff game ever at Arrowhead Stadium. The Chiefs posted their first postseason victory since Super Bowl IV with a 10-6 decision over the Raiders as Kansas City forced six Los Angeles turnovers.

**1992** — On January 5, the Chiefs visited Buffalo for an AFC Divisional Playoff matchup. The Bills dynamic offense proved to be too much for the Chiefs in a 37-14 setback that propelled Buffalo toward the Super Bowl. A melancholy summer awaited the Chiefs, who mourned the passing of Player Personnel Director Whitey Dovel on May 22, and Hall of Famer Buck Buchanan on July 16. Six-time Pro Bowl safety Deron Cherry, owner of 50 career interceptions, announced his retirement in July. The Chiefs battled through an injury-riddled season, during which a playoff berth never seemed certain. On the regular season's final Sunday, the Chiefs faced the Broncos in a game that would send the winner into the playoffs. The Chiefs defense tallied three touchdowns and "Plan B" signee Dave Krieg tossed a pair of scoring passes as the Chiefs buried the Broncos, 42-20. First-round draft pick Dale Carter of Tennessee earned the Bert Bell trophy as the NFL's Rookie of the Year.

**1993** — On January 2 in San Diego, the Chiefs made a quick exit from the playoffs as the Chargers posted a 17-0 victory. The Chiefs spent the off-season retooling their offense. On April 20, the Chiefs traded for quarterback Joe Montana, who directed the San Francisco 49ers to four Super Bowl victories. The Chiefs swapped their first-round pick in the '93 draft to the 49ers in exchange for Montana, safety David Whitmore and San Francisco's third-round pick in '94. Kansas City wasn't done loading up the offense. On June 9 the club signed unrestricted free agent running back Marcus Allen, a certain Hall of Famer and the MVP of Super Bowl XVIII. The additions paid off as the Chiefs went 11-5, won their first AFC West title since '71 and appeared in the AFC Championship Game.

**1994** — Kansas City got its first true taste of "Montana Magic" as the NFL's all-time leading passer engineered a brilliant comeback in a first-round playoff win over Pittsburgh on Jan. 8. The Chiefs trailed the Steelers, 17-10, entering the fourth quarter, and then, 24-17, as the two-minute warning sounded. On fourth-and-goal from the seven, Montana fired a game-tying TD pass to wide receiver Tim Barnett. In overtime, kicker Nick Lowery booted a 32-yard field goal as Arrowhead erupted. On Jan. 16, the Chiefs traveled to Houston, where the Oilers sat poised for their 12th straight win. The heavily-favored Oilers opened up a 13-7, fourth-quarter lead, but once again, Montana had a comeback in mind. First, he hit wide receiver J.J. Birden for

an 11-yard TD, then he found wide receiver Willie Davis open in the end zone from 18 yards out. Allen nailed the game shut with a 21-yard TD dash and the Chiefs found themselves on the favorable side of a 28-20 decision. The Chiefs playoff journey ended in Buffalo on Jan. 23 as the Bills won their fourth straight AFC title game by a score of 30-13. The Chiefs added cornerback Mark Collins and linebacker George Jamison through free agency and quarterback Steve Bono and safety William White through trades. Also new at Arrowhead in '94 was a grass playing surface, the first ever at Arrowhead Stadium. The Chiefs started the year with three straight wins, but found themselves 8-7 with their playoff hopes in jeopardy. In the do-or-die season finale at the L.A. Coliseum, Allen had his finest game as a Chief, rushing 33 times for 132 yards en route to a 19-9 win. On New Year's Eve, the Chiefs made a rapid departure from the playoffs, dropping a 27-17 decision at Miami.

**1995** — Quarterback Joe Montana announced his retirement from football after 16 years in the NFL, including the last two with the Chiefs, on April 18. Immediately, so-called media experts predicted much gloom and doom for the '95 Chiefs. The team responded by posting an NFL-best 13-3 record with unblemished 8-0 marks in the AFC West and in games played at Arrowhead Stadium. The Chiefs led the NFL in rushing offense scoring defense and turnover ratio, the three hallmarks of a solid football team. During the first six weeks of the season, the Chiefs were victorious in three overtime games. In an October 9 thriller on Monday Night Football, first-year wide receiver Tamarick Vanover returned a punt 86 yards for a touchdown in overtime to defeat the San Diego Chargers.

**1996** — On a blustery, January 7 afternoon with the temperature at 11 degrees and wind chills at -9, the Chiefs dropped an AFC Divisional Playoff Game to the Indianapolis Colts, 10-7, at Arrowhead Stadium. More Chiefs (seven) played in the AFC-NFC Pro Bowl on February 4 than any other AFC team: fullback Kimble Anders, quarterback Steve Bono, cornerback Dale Carter, defensive tackle Dan Saleaumua, guard Will Shields, defensive end Neil Smith, and linebacker Derrick Thomas. The Chiefs finished with a 9-7 record and ended a six-year streak of playoff qualification. During the season, running back Marcus Allen set three NFL records: most career rushing touchdowns, most games played by a running back and most pass receptions by a running back.

**1997** — After missing the playoffs in '96 for the first time since '89, Kansas City dramatically retooled its roster in '97. The Chiefs line-up featured 11 new starters, headlined by free agent signees QB Elvis Grbac, WR Andre Rison and TE Ted Popson on offense. On defense, the club's top four picks from the '96 Draft - S Jerome Woods, S Reggie Tongue, DE John Browning and LB Donnie Edwards - emerged as starters, as well. All the new faces quickly formed a cohesive unit as the Chiefs posted a 13-3 record and their second AFC West title in the past three years. The club engineered several dramatic finishes, the first of which came on September 8 at Oakland when Grbac collaborated with Rison on an improbable 32-yard TD pass with seconds remaining to provide the Chiefs with a 28-27 win over the Raiders. After posting a 6-2 record during the season's first half, Kansas City's good fortune finally appeared to run out on November 3 vs. Pittsburgh when Grbac suffered a broken clavicle. However, back-up QB Rich Gannon would come on to preserve a win in that contest and lead the team to a 5-1 mark in their next six outings. K Pete Stoyanovich provided one of the year's most memorable moments, connecting on a line-drive 54-yard FG to give Kansas City a 24-22 win over Denver on

November 16. Grbac returned to the starting line-up for the regular season finale vs. New Orleans as the squad finished the regular season with an 8-0 tally at Arrowhead Stadium.

**1998** — The two teams with the AFC's top records squared off for the third time when 12-4 Denver visited 13-3 Kansas City for an AFC Divisional Playoff contest on January 4. Despite holding an edge in total yardage, the Chiefs could not convert on several key scoring opportunities, dropping a 14-10 decision to their division foes. Six players represented Kansas City at the AFC-NFC Pro Bowl, including CB James Hasty and WR Andre Rison who made their first appearances as members of the Chiefs. On April 9, RB Marcus Allen announced his retirement, concluding a brilliant 16-year NFL career, which included five stellar seasons in Kansas City. A '98 campaign which began with much promise had its high hopes dashed as the Chiefs suffered several major injuries beginning in a season-opening victory over the Oakland Raiders. Starting quarterback Elvis Grbac was lost for a considerable amount of the season due to a shoulder on the final play of the game's first half, while All-Pro left guard Dave Szott's year came to an end with a biceps tear in the second stanza of that same contest. In total, 11 different starters missed a total of 45 games due to injury as the Chiefs went 7-9 to miss the playoffs for just the second time during the '90s, snapping a string of nine consecutive winning seasons. The club was also hampered by crucial penalties, as the team set dubious NFL records for penalties (158), penalty yardage (1,304) and first downs allowed by penalty (58).

**1999** — On January 11, head coach Marty Schottenheimer announced his retirement after 10 seasons of distinguished service with the club. His 101-58-1 (.634) record gave him the best winning percentage of any coach in franchise history. During his tenure, the Chiefs captured three AFC West titles, qualified for the playoffs seven times and made the team's first-ever appearance in the AFC Championship Game in '93. Schottenheimer posted a 54-26 record (.675) against his AFC West opponents, including a 18-3 mark (.857) against the Raiders. A veteran of 17 NFL seasons as an assistant coach, Gunther Cunningham was appointed the eighth head coach in franchise history on January 22. During his four seasons ('95-98) as the Chiefs defensive coordinator, Kansas City's defense allowed a league-low 16.4 points per game. Over those four years, the Chiefs won two AFC West titles and posted a 23-9 (.719) record against the rest of the division. The club responded their new leader's high-energy style as Cunningham produced a 9-7 record in his initial season at the club's helm, the best record of any rookie head coach in franchise history and the best mark of any first-year head coach in the NFL in '99. The club became the sixth team in NFL history to record 100 regular season wins in a decade with a 16-10 triumph at Denver on December 5. Only Buffalo (103-57) finished the '90s with a better record than Kansas City's 102-58 mark. Perhaps two biggest factors in the Chiefs' success during the decade were the takeaway/giveaway column and the running game. Under Cunningham, the team firmly regained their grips on both categories in '99. Kansas City led the NFL with a +21 turnover ratio in '99 and won the NFL's turnover triple crown in the '90s with a remarkable +128 turnover ratio, a league-high 365 takeaways and an NFL-low 237 giveaways. The Chiefs also recorded 11 return TDs on the season, including a franchise-best nine on defense. Cunningham's "maul ball" running philosophy proved fruitful as the Chiefs ran the ball more times (521) than any other team in the league and ranked fourth in the NFL in rushing with 130.1 yards per game. After a three-game mid-season losing streak put the club at 5-5 and on the brink of playoff elimination, the team

rallied for a four-game winning string and needed a win in one of its last two contests to secure a postseason berth. A 23-14 loss at Seattle on December 26 would set up a make-or-break game in the regular season finale vs. Oakland.

**2000** — A win vs. Oakland at Arrowhead in the regular season finale on January 2 of the new century would seal the AFC West title for the Chiefs, while a loss would put the club out of the playoffs. Kansas City leaped out to a 17-0 lead vs. the Raiders, but a blocked punt would turn the momentum in one of the wildest contests in the storied Chiefs-Raiders series. The game was eventually won by Oakland 41-38 in overtime, providing an ominous start to a year which would turn tragic for the team on January 23. Nine-time Pro Bowl linebacker Derrick Thomas was seriously injured in a one-vehicle accident just east of the Kansas City International Airport on I-435. Ten other individuals were killed in a separate, 24-vehicle accident that same day just north of KCI on I-29. Thomas was moved to Jackson Memorial Hospital in his hometown of Miami the following day. Although confined to a wheelchair, Thomas had made substantial progress and was in good spirits when he was visited by Chiefs President Carl Peterson in Miami on February 7. The next day, Thomas' condition took a shocking turn and at 10:10 AM (ET) on February 8, he was pronounced dead after suffering cardiac arrest. February 11 was declared "Derrick Thomas Red Friday" in Kansas City and on February 14th nearly 23,000 mourners paid their final respects to their fallen hero at Arrowhead Stadium, where Thomas' body lay in state and a B-2 Stealth bomber from Whiteman Air Force Base flew over at 12:01 PM. On February 15 at Kemper Arena, over 6,000 individuals attended a public memorial service for Thomas. On February 19 Derrick Vincent Thomas was buried in his hometown of Miami following a memorial service at the Mt. Calvary Church. On March 4, Peterson announced at the annual 101 Banquet that at the suggestion of Clark Hunt, the Chiefs Most Valuable Player Award would hence be known as the Derrick Thomas Award. Thomas would be honored prior to the club's season opener at Arrowhead on September 3, but the Chiefs would fall 27-14 to the Indianapolis Colts. Kansas City would lose a 17-14 OT decision the following week at Tennessee, but would then bounce back win five of their next six contests to sit 5-3 at the season's midway point. On October 2, the Chiefs faced Seattle in a Monday Night

Football contest which was simulcast to 4,391 fans in Kauffman Stadium. The 82,893 fans assembled at Arrowhead and Kauffman Stadiums marked the largest on-site attendance figure in team history. The club's early-season success was also highlighted by a 54-34 win over the defending Super Bowl champion St. Louis Rams on October 22, a contest which marked the most points ever scored at Arrowhead. However, a stretch of five road games over a six-week span would take its toll on the club as the Chiefs dropped five straight contests to fall out of playoff contention, finishing the year at 7-9.

**2001** — Following the club's disappointing finish, head coach Gunther Cunningham was relieved of his duties on January 5. In two years at the helm of the club, Cunningham finished with a 16-16 record. On January 12, Dick Vermeil was named the ninth head coach in franchise history. Just one of four coaches in NFL history to lead two different teams to the Super Bowl, Vermeil guided St. Louis to a win in Super Bowl XXXIV following the '99 season in his most recent head coaching endeavor. In Kansas City, Vermeil was reunited with Chiefs President Carl Peterson, whose association dated back 27 years to UCLA. After originally attempting to hire Vermeil upon his arrival in Kansas City in '89, Peterson pulled off the feat and provided the franchise with a renewed sense of optimism. On April 20, just a day prior to the NFL draft, Peterson helped reshape the club's offensive personnel, acquiring QB Trent Green and a fifth-round pick from St. Louis in exchange for Kansas City's first-round selection. The same day, the club also agreed to a five-year contract with unrestricted free agent RB Priest Holmes. The regular season victory of the Vermeil era came in convincing fashion at Washington on September 30 when the Chiefs defeated their former head coach Marty Schottenheimer and the Redskins by a 45-13 margin. Although the club finished its initial campaign under Vermeil at 6-10, the team began to take shape down the stretch, winning three of their final four games. Holmes provided a spark to the offense, breaking six team records in a sensational debut season with the Red and Gold. He became just the second player in franchise history to lead the NFL in rushing with 1,555 yards, breaking Christian Okoye's previous single-season record of 1,480 set in '89. The club finished in the top 10 in the NFL in rushing, passing and total offense for just the second time since the AFL-NFL merger.

## FAN-TASTIC

- The Chiefs have sold out 92 straight games dating back to '91, including four playoff contests.
- Kansas City ranked second in the AFC and fourth in the NFL in home attendance in 2001, with an average paid attendance of 77,186 fans per game during the regular season.
- The only teams to post a higher attendance figure than the Chiefs last season each had a larger stadium than Arrowhead Stadium
- A total of 1,120,677 fans saw Kansas City play at home and on the road during the regular season in 2001, marking the twelfth consecutive year that the Chiefs have broken the one-million mark in total regular season attendance.
- A remarkable 97.0% of Chiefs season ticket holders renewed their tickets for the 2001 season.
- The Chiefs increased the season-ticket sales cut off to 73,000 in 2001, giving the team its largest season-ticket base in over 20 years.
- The Chiefs season ticket base is comprised of individual accounts from 44 states, plus the District of Columbia.
- Kansas City has drawn over 560,000 fans for twelve straight seasons and have attracted over 600,000 each of the past three years.
- The Chiefs have paced the NFL in total paid attendance during six of the last eight seasons, averaging 616,006 fans over that period.
- Kansas City's paid home attendance of 617,488 in 2001 was the fourth highest total in franchise history.
- The Chiefs (77,039) are the only team in the NFL to average over 76,000 fans per game in each of the last seven seasons, drawing 4,314,181 fans over that span.
- The Chiefs recorded a total paid attendance of 1,388,111 fans for Kansas City's 20 games in 2001 (four preseason and 16 regular season).

# ALL-TIME REVIEW

## YEAR-BY-YEAR RESULTS

Year	Record	Head Coach	Division Finish
1960	8-6	Hank Stram	2nd AFL West
1961	6-8	Hank Stram	2nd AFL West
1962	11-3	Hank Stram	1st AFL West
1963	5-7-2	Hank Stram	3rd AFL West
1964	7-7	Hank Stram	2nd AFL West
1965	7-5-2	Hank Stram	3rd AFL West
1966	11-2-1	Hank Stram	1st AFL West
1967	9-5	Hank Stram	2nd AFL West
1968	12-2	Hank Stram	1st AFL West
1969	11-3	Hank Stram	2nd AFL West
1970	7-5-2	Hank Stram	2nd AFC West
1971	10-3-1	Hank Stram	1st AFC West
1972	8-6	Hank Stram	2nd AFC West
1973	7-5-2	Hank Stram	2nd AFC West
1974	5-9	Hank Stram	3rd AFC West
1975	5-9	Paul Wiggin	3rd AFC West
1976	5-9	Paul Wiggin	4th AFC West
1977	2-12	Paul Wiggin (1-6) Tom Bettis (1-6)*	5th AFC West
1978	4-12	Marv Levy	5th AFC West
1979	7-9	Marv Levy	5th AFC West
1980	8-8	Marv Levy	3rd AFC West
1981	9-7	Marv Levy	3rd AFC West
1982	3-6	Marv Levy	4th AFC West
1983	6-10	John Mackovic	4th AFC West
1984	8-8	John Mackovic	4th AFC West
1985	6-10	John Mackovic	5th AFC West
1986	10-6	John Mackovic	2nd AFC West
1987	4-11	Frank Gansz	5th AFC West
1988	4-11-1	Frank Gansz	5th AFC West
1989	8-7-1	Marty Schottenheimer	2nd AFC West
1990	11-5	Marty Schottenheimer	2nd AFC West
1991	10-6	Marty Schottenheimer	2nd AFC West
1992	10-6	Marty Schottenheimer	2nd AFC West
1993	11-5	Marty Schottenheimer	1st AFC West
1994	9-7	Marty Schottenheimer	2nd AFC West
1995	13-3	Marty Schottenheimer	1st AFC West
1996	9-7	Marty Schottenheimer	2nd AFC West
1997	13-3	Marty Schottenheimer	1st AFC West
1998	7-9	Marty Schottenheimer	4th AFC West
1999	9-7	Gunther Cunningham	2nd AFC West
2000	7-9	Gunther Cunningham	3rd AFC West
2001	6-10	Dick Vermeil	4th AFC West

\*Bettis replaced Wiggin after seven games in '77.



**Dick Vermeil**  
2001  
6-10-0 (.375)



**Gunther Cunningham**  
1999-00  
16-16-0 (.500)



**Marty Schottenheimer**  
1989-98  
101-58-1 (.634)



**Frank Gansz**  
1987-88  
8-22-1 (.274)



**John Mackovic**  
1983-86  
30-34-0 (.469)



**Marv Levy**  
1978-82  
31-42-0 (.425)



**Tom Bettis**  
1977  
1-6-0 (.143)



**Paul Wiggin**  
1975-77  
11-24-0 (.314)



**Hank Stram**  
1960-74  
124-76-10 (.614)

### ALL-TIME REVIEW KEY

\*Overtime

\*\*Double Overtime

†Wild Card Qualifiers

Home Games  
in all Caps

N - Night Games  
(regular season only)

# 2001 KANSAS CITY CHIEFS

Head Coach: Dick Vermeil

6-10

Preseason		Record: 2-2	
8/12	W 20-0	WASHINGTON	75,703
8/18	W 10-9	CHICAGO	77,618
8/23	L 23-28	at Jacksonville	48,623
8/31	L 17-21	at St. Louis	65,463
Regular Season		Record: 6-10 (4th - AFC West)	
9/9	L 24-27	OAKLAND	78,844
9/23	L 3-13	N.Y. GIANTS	77,666
9/30	W 45-13	at Washington	76,573
10/7	L 6-20	at Denver	75,037
10/14	L 17-20	PITTSBURGH	78,413
10/21	L 16-24	at ARIZONA	35,916
10/25	L 28-35	INDIANAPOLIS (Thur.) (N)	74,212
11/4	W 25-20	at San Diego	58,789
11/11	L 7-27	at N.Y. Jets	78,234
11/25	W 19-7	SEATTLE	77,357
11/29	L 10-23	PHILADELPHIA (Thur.) (N)	77,087
12/9	L 26-28	at Oakland	60,784
12/16	W 26-23 OT	DENVER	60,292
12/23	W 20-17	SAN DIEGO	76,131
12/30	W 30-26	at Jacksonville	59,396
1/6	L 13-29	at Seattle	58,460

## REGULAR STARTERS

OFFENSE		DEFENSE	
WR	Derrick Alexander	LE	Eric Hicks
LT	John Tait	LT	John Browning
LG	Brian Waters	Eric Downing	
C	Casey Wiegmann	NT	Derrick Ransom
RG	Will Shields	RE	Duane Clemons
RT	Marcus Spears	LOLB	Lew Bush
TE	Tony Gonzalez	MLB	Marcus Patton
WR	Derrick Alexander	ROLB	Donnie Edwards
QB	Trent Green	LCB	Ray Crockett
FB	Pony Richardson	RCB	Eric Warfield
RB	Priest Holmes	SS	Greg Wesley
K	Todd Peterson	FS	Jerome Woods
		P	Dan Stryzinski

PRO BOWLERS IN BOLD

### AMERICAN CONFERENCE

Western Division				
	W	L	T	Pct.
Oakland	10	6	0	.625
Seattle	9	7	0	.562
Denver	8	8	0	.500
Kansas City	6	10	0	.375
San Diego	5	11	0	.312
Central Division				
	W	L	T	Pct.
Pittsburgh	13	3	0	.812
Baltimore †	10	6	0	.625
Cleveland	7	9	0	.438
Tennessee	7	9	0	.438
Jacksonville	6	10	0	.375
Cincinnati	6	10	0	.375
Eastern Division				
	W	L	T	Pct.
New England	11	5	0	.688
Miami †	11	5	0	.688
N.Y. Jets †	10	6	0	.625
Indianapolis	6	10	0	.375
Buffalo	3	13	0	.188

### NATIONAL CONFERENCE

Western Division				
	W	L	T	Pct.
St. Louis	14	2	0	.875
San Francisco †	12	4	0	.750
New Orleans	7	9	0	.438
Atlanta	7	9	0	.438
Carolina	1	15	0	.062
Central Division				
	W	L	T	Pct.
Chicago	13	3	0	.812
Green Bay †	12	4	0	.750
Tampa Bay †	9	7	0	.562
Minnesota	5	11	0	.312
Detroit	2	14	0	.125
Eastern Division				
	W	L	T	Pct.
Philadelphia	11	5	0	.688
Washington	8	8	0	.500
N.Y. Giants	7	9	0	.438
Arizona	7	9	0	.438
Dallas	5	11	0	.312

AFC Championship: New England 24, Pittsburgh 17  
 NFC Championship: ST. LOUIS 29, Philadelphia 24  
 Super Bowl XXXV: New England 20, St. Louis 17

## TEAM STATISTICS

	CHIEFS	OPP.
TOTAL FIRST DOWNS	324	296
Rushing	119	111
Passing	178	167
Penalty	27	18
3rd Down: Made/Att	70/195	86/218
3rd Down Pct.	35.9	39.4
4th Down: Made/Att	5/16	5/8
4th Down Pct.	31.3	62.5
POSSESSION AVG.	29:07	30:53
TOTAL NET YARDS	5673	5304
Avg. Per Game	354.6	331.5
Total Plays	1015	1003
Avg. Per Play	5.6	5.3
NET YARDS RUSHING	2008	2140
Avg. Per Game	125.5	133.8
Total Rushes	448	481
NET YARDS PASSING	3665	3164
Avg. Per Game	229.1	197.8
Sacked/Yards Lost	59/138	31/29
Gross Yards	3863	3403
Att./Completions	528/300	491/296
Completion Pct.	56.8	60.3
Had Intercepted	24	13
PUNTS/AVERAGE	75/40.5	79/41.0
NET PUNTING AVG.	75/35.3	79/35.6
PENALTIES/YARDS	68/602	87/761
FUMBLES/BALL LOST	19/9	23/13
TOUCHDOWNS	34	37
Rushing	16	15
Passing	17	19
Returns	1	3

SCORE BY PERIODS	1	2	3	4	OT	TOTAL
CHIEFS TOTAL	56	92	64	105	3	320
Opp. Total	43	115	103	83	0	344

## INDIVIDUAL STATISTICS

	PASSING						
	Att.	Cmp.	Yds.	Pct.	TD	Int.	LG
Green	523	296	3783	56.6	17	24	67.1
Collins	4	3	40	75.0	0	0	26
Gonzalez	1	1	40	100.0	0	0	40

CHIEFS TOTAL	528	300	3863	56.8	17	24	67.1
Opp. Total	491	296	3403	60.3	19	13	49

### PASS RECEIVING

	No.	Yds.	Avg.	LG	TD
Gonzalez	73	917	12.6	36	6
Holmes	62	614	9.9	67	2
Minnis	33	511	15.5	56	1
Kennison	16	322	20.1	65	0
Richardson	30	265	8.8	47	0
Alexander	27	470	17.4	46	3
Thomas	19	247	13.0	28	1
Ricks	18	252	14.0	40	1
Parker	15	199	13.3	44	2
Dunn	4	54	13.5	28	1
J. Williams	2	11	5.5	9	0
Green	1	1	1.0	1	0

CHIEFS TOTAL	300	3863	12.9	67	17
Opp. Total	296	3403	11.5	49	19

### RUSHING

	No.	Yds.	Avg.	LG	TD
Holmes	327	1555	4.8	41	8
Richardson	66	191	2.9	19	7
Green	35	158	4.5	16	0
Cloud	7	54	7.7	16	1
Kennison	2	13	6.5	14	0
Alexander	2	16	8.0	15	0
Hall	2	10	5.0	6	0
Gonzalez	1	9	9.0	9	0
Collins	2	6	3.0	7	0
Parker	3	6	2.0	7	0
Stryzinski	1	-10	-10	-10	0

CHIEFS TOTAL	448	2008	4.5	41	16
Opp. Total	481	2140	4.4	77	15

## TEAM LEADERS

Scoring: Todd Peterson	108 pts: 27 PATs, 27 FGs
INTs: Eric Warfield	4-61 yds., 1 TD
Tackles: Donnie Edwards	147 (112 solo)
Sacks: Duane Clemons	7.0 (-88.5 yds.)
Punting: Dan Stryzinski	73-2976 yds., 40.8 avg., 27 In 20, 76 LG
Punt Returns: Dante Hall	32-235 yds., 7.3 avg., 0 TDs
Kickoff Returns: Dante Hall	43-969 yds., 22.5 avg., 0 TDs

# 2000 KANSAS CITY CHIEFS

Head Coach: Gunther Cunningham




Preseason		Record: 0-4	
8/5	L 10-14	at Tennessee	68,016
8/13	L 10-33	SAN FRANCISCO	76,682
8/19	L 22-26	JACKSONVILLE	75,120
8/25	L 14-37	at Tampa Bay	64,267
Regular Season		Record: 7-9 (3rd - AFC West)	
9/3	L 14-27	INDIANAPOLIS	78,357
9/10	L 14-17 OT	at Tennessee	68,203
9/17	W 42-10	SAN DIEGO	77,604
9/24	W 23-22	at Denver	74,596
10/2	W 24-17	SEATTLE (Mon.) (N)	82,893
10/15	L 17-20	OAKLAND	79,025
10/22	W 54-34	ST. LOUIS	79,142
10/29	W 24-19	at Seattle	62,141
11/5	L 31-49	at Oakland	62,428
11/12	L 7-21	at San Francisco	68,002
11/19	L 17-21	BUFFALO	78,457
11/26	L 16-17	at San Diego	47,228
12/4	L 24-30	at New England (Mon.) (N)	60,292
12/10	W 15-14	CAROLINA	77,481
12/17	W 20-7	DENVER	78,406
12/24	L 13-29	at Atlanta	41,017


## REGULAR STARTERS

OFFENSE		DEFENSE	
WR	Sylvester Morris	LE	Eric Hicks
LT	John Tait	LT	Chester McClockton
LG	Jeff Blackshear	RT	Dan Williams
C	Tim Grunhard	RE	Duane Clemons
RG	Will Shields	LOLB	Lew Bush
RT	Victor Riley		Mike Maslowski
TE	<b>Tony Gonzalez</b>	MLB	Marvucus Patton
WR	Derrick Alexander	ROLB	Donnie Edwards
QB	Elvis Grbac	LCB	Pat Dennis
FB	Tony Richardson	RCB	James Hasty
RB	Kimble Anders	SS	Greg Wesley
	Tony Richardson	FS	Jerome Woods
K	Pete Stoyanovich	P	Todd Sauerbrun
	Todd Peterson		

PRO BOWLERS IN BOLD



AMERICAN CONFERENCE				
Western Division				
	W	L	T	Pct.
Oakland	12	4	0	.750
Denver †	11	5	0	.688
Kansas City	7	9	0	.438
Seattle	6	10	0	.375
San Diego	1	15	0	.063
Central Division				
	W	L	T	Pct.
Tennessee	13	3	0	.813
Baltimore †	12	4	0	.750
Pittsburgh	9	7	0	.563
Jacksonville	7	9	0	.438
Cincinnati	4	12	0	.250
Cleveland	3	13	0	.188
Eastern Division				
	W	L	T	Pct.
Miami	11	5	0	.688
Indianapolis †	10	6	0	.625
N.Y. Jets	9	7	0	.563
Buffalo	8	8	0	.500
New England	5	11	0	.313



NATIONAL CONFERENCE				
Western Division				
	W	L	T	Pct.
New Orleans	10	6	0	.625
St. Louis †	10	6	0	.625
Carolina	7	9	0	.438
San Francisco	6	10	0	.375
Atlanta	4	12	0	.250
Central Division				
	W	L	T	Pct.
Minnesota	11	5	0	.688
Tampa Bay †	10	6	0	.625
Detroit	9	7	0	.563
Green Bay	9	7	0	.563
Chicago	5	11	0	.313
Eastern Division				
	W	L	T	Pct.
N.Y. Giants	12	4	0	.750
Philadelphia †	11	5	0	.688
Washington	8	8	0	.500
Dallas	5	11	0	.313
Arizona	3	13	0	.188

## TEAM STATISTICS

	CHIEFS	OPP.				
TOTAL FIRST DOWNS	321	330				
Rushing	84	103				
Passing	207	201				
Penalty	30	26				
3rd Down: Made/Att.	75/204	84/207				
3rd Down Pct.	36.8	40.6				
4th Down: Made/Att.	4/13	8/11				
4th Down Pct.	30.8	72.7				
TOTAL NET YARDS	5614	5280				
Avg. Per Game	350.9	330.0				
Total Plays	999	1041				
Avg. Per Play	5.6	5.1				
NET YARDS RUSHING	1465	1809				
Avg. Per Game	91.6	113.1				
Total Rushes	383	441				
NET YARDS PASSING	4149	3471				
Avg. Per Game	259.3	216.9				
Sacked/Yards Lost	34/259	51/266				
Gross Yards	4408	3737				
Attempts/Completions	582/342	549/358				
Pct. of Completions	58.8	65.2				
Had Intercepted	15	15				
PUNTS/AVERAGE	82/44.6	78/43.1				
NET PUNTING AVG.	82/35.8	78/36.8				
PENALTIES/YARDS	118/848	108/1020				
FUMBLES/BALL LOST	23/11	19/14				
TOUCHDOWNS	44	42				
Rushing	12	13				
Passing	29	25				
Defensive/Kicking Game	3/0	4/0				
TIME OF POSSESSION	27:36	32:24				
SCORE BY PERIODS						
CHIEFS TOTAL	1	2	3	4	OT	Total
Opp. Total	50	99	62	124	0	355
Opp. Total	75	123	64	69	3	354

## INDIVIDUAL STATISTICS

	PASSING							Rating
	Att.	Cmp.	Yds.	Pct.	TD	Int	LG	
Grbac	547	326	4169	59.6	28	14	811	89.9
Moon	34	15	208	44.1	1	1	41	61.9
Morris	1	1	31	100.0	0	0	31	118.8
CHIEFS TOTAL	582	342	4408	58.8	29	15	811	88.5
Opp. Total	549	358	3737	65.2	25	15	47	88.6

	PASS RECEIVING				
	No.	Yds.	Avg.	LG	TD
Gonzalez	93	1203	12.9	39	9
Alexander	78	1391	17.8	81	10
Richardson	58	468	8.1	24	3
Morris	48	678	14.1	47	3
Lockett	33	422	12.8	34	2
Anders	15	76	5.1	12	0
Drayton	8	70	8.8	21	2
Parker	3	41	13.7	27	0
Dunn	2	26	13.0	20	0
Bennett	2	17	8.5	13	0
Cloud	2	16	8.0	13	0
CHIEFS TOTAL	342	4408	12.9	811	29
Opp. Total	358	3737	10.4	47	25

	RUSHING				
	No.	Yds.	Avg.	LG	TD
Richardson	147	697	4.7	33	3
Anders	76	331	4.4	69	2
Moreau	67	179	2.7	22	4
Grbac	30	110	3.7	22	1
Cloud	30	84	2.8	15	1
Alexander	3	45	15.0	26	0
Bennett	27	24	0.9	6	1
Moon	2	2	1.0	2	0
Parker	1	-7	-7.0	-7	0
CHIEFS TOTAL	383	1465	3.8	69	12
Opp. Total	441	1822	4.1	50	13

## TEAM LEADERS

Scoring: Todd Peterson	70 pts: 25 PATs, 15 FGs
INTs: James Hasty	4-53 yds., 02 TDs
Tackles: Donnie Edwards	151 (119 solo)
Sacks: Eric Hicks	14.0 (-73.0 yds.)
Punting: Todd Sauerbrun	82-3656 yds., 44.6 avg., 28 in 20, 68 LG
Punt Returns: Kevin Lockett	26-208 yds., 8.0 avg., 0 TDs
Kickoff Returns: Mike Cloud	36-779 yds., 21.6 avg., 0 TDs

AFC Championship: Baltimore 16, OAKLAND 3  
 NFC Championship: N.Y. GIANTS 41, Minnesota 0  
 Super Bowl XXXV: Baltimore 34, N.Y. Giants 7

# 1999 KANSAS CITY CHIEFS

Head Coach: Gunther Cunningham



Preseason		Record: 2-2	
8/15	W 22-20	TENNESSEE	75,152
8/21	L 7-17	TAMPA BAY	76,292
8/26	L 6-31	at Jacksonville	56,932
9/3	W 34-27	at San Diego	46,005
Regular Season		Record: 9-7 (2nd - AFC West)	
9/12	L 17-20	at Chicago	58,381
9/19	W 26-10	DENVER	78,683
9/26	W 31-21	DETROIT	78,384
10/3	L 14-21	at San Diego	58,099
10/10	W 16-14	NEW ENGLAND	78,636
10/21	W 35-8	at Baltimore (Thur.) (N)	68,771
10/31	W 34-0	SAN DIEGO	78,473
11/7	L 17-25	at Indianapolis	56,689
11/14	L 10-17	at Tampa Bay	64,927
11/21	L 19-30	SEATTLE	78,714
11/28	W 37-34	at Oakland	48,632
12/5	W 16-10	at Denver	73,855
12/12	W 31-28	MINNESOTA	78,932
12/18	W 35-19	PITTSBURGH (Sat.)	78,697
12/26	L 14-23	at Seattle	66,332
1/2	L 38-41 OT	OAKLAND	79,026

## TEAM STATISTICS

	CHIEFS	OPP.				
TOTAL FIRST DOWNS	282	281				
Rushing	108	80				
Passing	164	173				
Penalty	10	28				
3rd Down: Made/Att	96/243	65/215				
3rd Down Pct.	39.5	30.2				
4th Down: Made/Att	6/11	6/13				
4th Down Pct.	54.5	46.2				
TOTAL NET YARDS	5321	5039				
Avg. Per Game	332.6	314.9				
Total Plays	1049	1033				
Avg. Per Play	5.1	4.9				
NET YARDS RUSHING	2082	1557				
Avg. Per Game	130.1	97.3				
Total Rushes	521	415				
NET YARDS PASSING	3239	3482				
Avg. Per Game	202.4	217.6				
Sacked/Yards Lost	26/170	40/286				
Gross Yards	3409	3768				
Attempts/Completions	502/295	578/317				
Pct. of Completions	58.8	54.8				
Had Intercepted	15	25				
PUNTS/AVERAGE	104/40.9	98/43.5				
NET PUNTING AVG.	104/35.1	98/35.4				
PENALTIES/YARDS	126/982	107/787				
FUMBLES/BALL LOST	22/9	31/20				
TOUCHDOWNS	47	38				
Rushing	14	10				
Passing	22	24				
Defensive/Kicking Game	9/2	1/3				
TIME OF POSSESSION	30:20	29:40				
SCORE BY PERIODS	1	2	3	4	OT	Total
CHIEFS TOTAL	84	105	93	108	0	390
Opp. Total	50	133	74	62	3	322

## REGULAR STARTERS

OFFENSE		DEFENSE	
WR	Andre Rison	LE	Eric Hicks
LT	Glenn Parker	LT	Chester McGlockton
LG	Dave Szolt	RT	Tom Barndt
C	Tim Grunhard	RE	Leslie O'Neal
RG	Will Shields		Dan Williams
RT	Victor Riley	LOLB	Derrick Thomas
TE	Tony Gonzalez	MLB	Marvuc Patton
WR	Derrick Alexander	ROLB	Donnie Edwards
QB	Elvis Grbac	LCB	Cris Dishman
FB	Tony Richardson	RCB	James Hasty
RB	Bam Morris	SS	Reggie Tongue
K	Pete Stoyanovich	FS	Jerome Woods
		P	Daniel Pope

PRO BOWLERS IN BOLD

## AMERICAN CONFERENCE

Western Division				
	W	L	T	Pct.
Seattle	9	7	0	.563
Kansas City	9	7	0	.563
San Diego	8	8	0	.500
Oakland	8	8	0	.500
Denver	6	10	0	.375
Central Division				
	W	L	T	Pct.
Jacksonville	14	2	0	.875
Tennessee †	13	3	0	.813
Baltimore	8	8	0	.500
Pittsburgh	6	10	0	.375
Cincinnati	4	12	0	.250
Cleveland	2	14	0	.125
Eastern Division				
	W	L	T	Pct.
Indianapolis	13	3	0	.813
Buffalo †	11	5	0	.688
Miami †	9	7	0	.563
N.Y. Jets	8	8	0	.500
New England	8	8	0	.500

## NATIONAL CONFERENCE

Western Division				
	W	L	T	Pct.
St. Louis	13	3	0	.813
Carolina	8	8	0	.500
Atlanta	5	11	0	.313
San Francisco	4	12	0	.250
New Orleans	3	13	0	.188
Central Division				
	W	L	T	Pct.
Tampa Bay	11	5	0	.688
Minnesota †	10	6	0	.625
Detroit †	8	8	0	.500
Green Bay	8	8	0	.500
Chicago	6	10	0	.375
Eastern Division				
	W	L	T	Pct.
Washington	10	6	0	.625
Dallas †	8	8	0	.500
N.Y. Giants	7	9	0	.438
Arizona	6	10	0	.375
Philadelphia	5	11	0	.313

## INDIVIDUAL STATISTICS

Grbac	PASSING							Rating
	All.	Cmp.	Yds.	Pct.	TD	Int	LG	
Grbac	499	284	3399	58.9	22	15	861	81.5
Moon	3	1	20	33.3	0	0	20	57.6
CHIEFS TOTAL	502	295	3409	58.8	22	15	861	81.5
Opp. Total	578	317	3768	54.8	24	25	54	70.8

## PASS RECEIVING

	No.	Yds.	Avg.	LG	TD
Gonzalez	76	849	11.2	73t	11
Alexander	54	832	15.4	86t	2
Horn	35	586	16.7	78t	6
Lockett	34	426	12.5	39t	2
Richardson	24	141	5.9	29	0
Rison	21	218	10.4	20	0
Shelhe	18	136	7.6	17	0
Johnson	10	98	9.8	19	1
Bennett	10	41	4.1	12	0
Morris	7	37	5.3	9	0
Cloud	3	25	8.3	12	0
Anders	2	14	7.0	9	0
Jacoby	1	6	6.0	6	0
CHIEFS TOTAL	295	3409	11.6	861	22
Opp. Total	317	3768	11.9	54	24

## RUSHING

	No.	Yds.	Avg.	LG	TD
Bennett	161	627	3.9	44	8
Morris	120	414	3.5	24	3
Richardson	84	387	4.6	26	1
Shelhe	65	238	3.7	18	1
Anders	32	181	5.7	46	0
Cloud	35	128	3.7	14	0
Alexander	2	82	41.0	82t	1
Horn	2	15	7.5	9	0
Grbac	19	10	0.5	8	0
Pope	1	0	0.0	0	0
CHIEFS TOTAL	521	2082	4.0	82t	14
Opp. Total	415	1557	3.8	45	10

## TEAM LEADERS

Scoring: Pete Stoyanovich	108 pts:	45 PATs,	21 FGs
INTs: James Hasty	7-98 yds,	2 TDs	
Tackles: Donnie Edwards	143 (105 solo)		
Sacks: Derrick Thomas	7.0 (65.0 yds.)		
Punting: Daniel Pope	101-4218 yds., 41.8 avg., 20 In 20, 64 LG		
Punt Returns: Tamarick Vanover	51-627 yds., 12.3 avg., 2 TDs		
Kickoff Returns: Tamarick Vanover	44-886 yds., 20.1 avg., 0 TDs		

AFC Championship: Tennessee 33, JACKSONVILLE 14  
 NFC Championship: ST. LOUIS 11, Tampa Bay 6  
 Super Bowl XXXIV: St. Louis 23, Tennessee 16

# 1998 KANSAS CITY CHIEFS

Head Coach: Marly Scholtenhelmer



Preseason		Record: 2-3	
8/1	L 24-27 OT	Green Bay (Tokyo, Japan)	42,018
8/8	W 17-13	Tampa Bay (Norman, OK)	43,657
8/15	L 0-34	at Minnesota	60,995
8/22	W 22-21	JACKSONVILLE	71,079
8/28	L 6-10	ST. LOUIS	69,501
Regular Season		Record: 7-9 (4th - AFC West)	
9/6	W 28-8	OAKLAND (N)	78,945
9/13	L 16-21	at Jacksonville	69,821
9/20	W 23-7	SAN DIEGO	73,730
9/27	W 24-21	at Philadelphia	66,675
10/4	W 17-6	SEATTLE (N)	66,418
10/11	L 10-40	at New England	59,749
10/26	L 13-20	PITTSBURGH (Mon.) (N)	79,431
11/1	L 17-20	N.Y. JETS	65,104
11/8	L 12-24	at Seattle	66,251
11/16	L 7-30	DENVER (Mon.) (N)	78,100
11/22	L 37-38	at San Diego	59,894
11/29	W 34-24	ARIZONA	69,613
12/6	L 31-35	at Denver	74,962
12/13	W 20-17	DALLAS	77,697
12/20	L 7-28	at N.Y. Giants	66,040
12/26	W 31-24	at Oakland (Sat.)	52,679

## TEAM STATISTICS

	CHIEFS	OPP				
TOTAL FIRST DOWNS	289	321				
Rushing	103	119				
Passing	153	146				
Penalty	33	56				
3rd Down Made/Att.	70/220	68/204				
3rd Down Pct.	31.8	33.8				
4th Down Made/Att.	12/25	6/12				
4th Down Pct.	52.0	50.0				
TOTAL NET YARDS	4808	4854				
Avg. Per Game	300.5	303.4				
Total Plays	1012	1010				
Avg. Per Play	4.8	4.8				
NET YARDS RUSHING	1548	1869				
Avg. Per Game	96.8	116.6				
Total Rushes	433	481				
NET YARDS PASSING	3260	2985				
Avg. Per Game	203.8	196.6				
Sacked/Yards Lost	36/212	40/268				
Gross Yards	3472	3253				
Attempts/Completions	543/305	479/259				
Pct. of Completions	56.2	54.1				
Had Intercepted	18	13				
PUNTS/AVERAGE	77/42.3	77/42.2				
NET PUNTING AVG.	77.3/3.0	77.3/3.0				
PENALTIES/YARDS	158/1304	138/1292				
FUMBLES/BALL LOST	35/14	36/20				
TOUCHDOWNS	35	44				
Rushing	19	22				
Passing	15	17				
Defensive/Kicking Game	1/0	3/2				
TIME OF POSSESSION	29:53	30:07				
SCORE BY PERIODS						
CHIEFS TOTAL	77	67	103	78	0	327
Opp. Total	101	100	65	97	0	363

## REGULAR STARTERS

OFFENSE		DEFENSE	
WR	Andre Rison	LE	John Browning
LT	Jeff Criswell	NT	Tom Barndt
LG	Glenn Parker	RE	Chester McGlockton
C	Tim Grunhard	FALC	Derrick Thomas
RG	Will Shields		Leslie O'Neal
RT	Victor Riley	ILB	Wayne Simmons
TE	Tony Gonzalez	MLB	Donnie Edwards
QB	Derrick Alexander	RLB	Anthony Davis
WR	Elvis Grbac	LCB	Dale Carter
	Rich Gannon	RCB	Mark McMillian
FB	Kimble Anders	SS	James Hasty
RB	Donnell Bennett	FS	Reggie Tongue
K	Pete Stoyanovich	P	Jerome Woods
			Louie Agular

PRO BOWLERS IN BOLD

## INDIVIDUAL STATISTICS

	PASSING						Rating
	Att.	Cmp.	Yds.	Pct. TD	Int	LG	
Gannon	354	206	2305	58.2	10	6	80.1
Grbac	188	98	1142	52.1	5	12	65.1
Hughes	1	1	25	100.0	0	0	25
CHIEFS TOTAL	543	305	3472	56.2	15	18	80.1
Opp. Total	479	259	3253	54.1	17	13	58
	PASS RECEIVING						TD
	No.	Yds.	Avg.	LG	TD		
Anders	64	462	7.2	29	2		
Gonzalez	59	621	10.5	32	2		
Alexander	54	992	18.4	65	4		
Rison	40	542	13.6	80	5		
Lockett	19	281	14.8	38	0		
Bennett	16	91	5.7	14	1		
Horn	14	198	14.1	57	1		
Popson	13	90	6.9	17	0		
Morris	12	95	7.9	29	0		
Shehee	10	73	7.3	14	0		
Richardson	2	13	6.5	15	0		
Hughes	1	10	10.0	10	0		
Shields	1	4	4.0	4	0		
CHIEFS TOTAL	305	3472	11.4	80	15		
Opp. Total	259	3253	12.6	58	17		
	RUSHING						TD
	No.	Yds.	Avg.	LG	TD		
Bennett	148	527	3.6	26	5		
Morris	129	481	3.7	38	8		
Anders	58	230	4.0	20	1		
Gannon	44	168	3.8	21	3		
Shehee	22	57	2.6	10	0		
Richardson	20	45	2.3	6	2		
Grbac	7	27	3.9	10	0		
Rison	2	12	6.0	11	0		
Vanover	2	1	0.5	2	0		
Horn	1	0	0.0	0	0		
CHIEFS TOTAL	433	1548	3.6	38	19		
Opp. Total	491	1869	3.8	72	22		

## TEAM LEADERS

Scoring: Pete Stoyanovich 115 pts: 34 PATs, 27 FGs  
 INTs: James Hasty 4-42 yds., 0 TDs  
 Tackles: Donnie Edwards 151 (97 solo)  
 Sacks: Derrick Thomas 12.0 (-79.0 yds.)  
 Punting: Louie Agular 75-3226 yds., 43.0 avg., 20 in 20, 59 LG  
 Punt Returns: Tamarick Vanover 27-264 yds., 9.8 avg., 0 TDs  
 Kickoff Returns: Tamarick Vanover 41-856 yds., 23.3 avg., 0 TDs

## AMERICAN CONFERENCE

Western Division				
	W	L	T	Pct.
Denver	14	2	0	.875
Oakland	8	8	0	.500
Seattle	8	8	0	.500
Kansas City	7	9	0	.438
San Diego	5	11	0	.313
Central Division				
	W	L	T	Pct.
Jacksonville	11	5	0	.688
Tennessee	8	8	0	.500
Pittsburgh	7	9	0	.438
Baltimore	6	10	0	.375
Cincinnati	3	13	0	.188
Eastern Division				
	W	L	T	Pct.
N.Y. Jets	12	4	0	.750
Buffalo	10	6	0	.625
Miami	10	6	0	.625
New England	9	7	0	.563
Indianapolis	3	13	0	.188

## NATIONAL CONFERENCE

Western Division				
	W	L	T	Pct.
Atlanta	14	2	0	.875
San Francisco	12	4	0	.750
New Orleans	6	10	0	.375
Carolina	4	12	0	.250
St. Louis	4	12	0	.250
Central Division				
	W	L	T	Pct.
Minnesota	15	1	0	.938
Green Bay	11	5	0	.688
Tampa Bay	8	8	0	.500
Detroit	5	11	0	.313
Chicago	4	12	0	.250
Eastern Division				
	W	L	T	Pct.
Dallas	10	6	0	.625
Arizona	9	7	0	.563
N.Y. Giants	8	8	0	.500
Washington	6	10	0	.375
Philadelphia	3	13	0	.188

AFC Championship: DENVER 23, N.Y. Jets 10  
 NFC Championship: Atlanta 30, MINNESOTA 27  
 Super Bowl XXXIII: Denver 34, Atlanta 19

# 1997 KANSAS CITY CHIEFS

Head Coach: **Marty Schottenheimer**



Preseason		Record: 1-3	
8/2	L 14-28	PITTSBURGH	72,726
8/9	L 7-26	at New Orleans	55,211
8/14	W 30-10	CAROLINA	76,972
8/22	L 13-14	at St. Louis	63,936
Regular Season		Record: 13-3 (1st - AFC West)	
8/31	L 3-19	at Denver	75,600
9/8	W 28-27	at Oakland (Mon.) (N)	61,523
9/14	W 22-16	BUFFALO	78,189
9/21	W 35-14	at Carolina	67,402
9/28	W 20-17 OT	SEATTLE	77,877
10/5	L 14-17	at Miami	71,794
10/16	W 31-3	SAN DIEGO (Thur.) (N)	77,196
10/26	W 28-20	at St. Louis	64,864
11/3	W 13-10	PITTSBURGH (Mon.) (N)	78,301
11/9	L 10-24	at Jacksonville	70,444
11/16	W 24-22	DENVER	77,963
11/23	W 19-14	at Seattle	66,264
11/30	W 44-9	SAN FRANCISCO	77,535
12/7	W 30-0	OAKLAND	76,379
12/14	W 29-7	at San Diego	54,594
12/21	W 25-13	NEW ORLEANS	66,772
AFC Divisional Playoff Game			
1/4	L 10-14	DENVER	76,965

## TEAM STATISTICS

	CHIEFS	OPP.
TOTAL FIRST DOWNS	315	278
Rushing	129	94
Passing	163	158
Penalty	23	26
3rd Down: Made/Att	93/225	65/206
3rd Down Pct.	41.3	31.6
4th Down: Made/Att	5/16	4/13
4th Down Pct.	31.3	30.8
TOTAL NET YARDS	5064	4680
Avg. Per Game	316.5	305.0
Total Plays	1054	974
Avg. Per Play	4.8	5.0
NET YARDS RUSHING	2171	1621
Avg. Per Game	135.7	101.5
Total Rushes	529	413
Avg. Per Play	4.1	3.9
NET YARDS PASSING	2693	3259
Avg. Per Game	180.8	203.7
Sacked/Yards Lost	32/236	54/359
Gross Yards	3129	3618
Attempts/Completions	493/281	507/271
Pct. of Completions	57.0	53.5
Had Intercepted	10	21
PUNTS/AVERAGE	83/42.0	84/41.3
Net Punting Avg	38.0	33.9
PENALTIES/YARDS	121/1035	113/977
FUMBLES/LOST	21/10	30/13
TOUCHDOWNS	42	23
Rushing	15	8
Passing	20	15
Defensive/Kicking Game	5/2	0/0
TIME OF POSSESSION	31:16	28:44
SCORE BY PERIODS	1 2 3 4 OT	Total
CHIEFS TOTAL	63 149 59 101 3	375
Opp. Total	61 80 47 44 0	232

## REGULAR STARTERS

OFFENSE		DEFENSE	
WR	Andre Rison	LT	Vaughn Booker
LT	Jeff Criswell	RT	Joe Phillips
LG	Dave Szott	RE	John Browning
C	Tim Grunhard	LOLB	Derrick Thomas
RG	Will Shields	ILB	Terry Woodan
RT	Glenn Parker		Wayne Simmons
TE	Ted Popson	MLB	Donnie Edwards
WR	Lake Dawson	ROLB	Anthony Davis
QB	Elvis Grbac	LCB	Dale Carter
FB	Kimble Anders	RCB	James Hasty
RB	Greg Hill	SS	Reggie Tongue
		FS	Jerome Woods
K	Pete Stoyanovich	P	Louie Aguiar

## INDIVIDUAL STATISTICS

	PASSING						Rating
	Att.	Cmp.	Yds.	Pct.	TD	Int.	
Grbac	314	179	1945	57.6	11	6	59.1
Gannon	175	98	1144	56.0	7	4	47.8
Tolliver	2	1	8	100.0	0	0	-8
Allan	2	2	15	100.0	2	0	141
Aguiar	1	1	35	100.0	0	0	35
CHIEFS TOTAL	493	281	3129	57.0	20	10	55.1
Opp. Total	507	271	3618	53.5	15	21	49.0

	PASS RECEIVING				
	No.	Yds.	Avg.	LG	TD
Rison	72	1092	15.2	45	7
Anders	59	453	7.7	55	2
Popson	35	320	9.1	21	2
Gonzalez	33	368	11.2	30	2
Dawson	21	273	13.0	27	2
Hill	12	126	10.5	39	0
Allan	11	86	7.8	16	0
Vanover	7	92	13.1	42	0
Hughes	7	65	9.3	14	2
Bennett	7	5	0.7	4	0
Perriman	6	83	13.8	27	0
Walker	5	60	12.0	22	0
Richardson	3	6	2.0	3	3
Horn	2	65	32.5	47	0
Lockett	1	35	35.0	35	0
CHIEFS TOTAL	281	3129	11.1	55	20
Opp. Total	271	3618	13.4	78	15

	RUSHING			
	No.	Yds.	Avg.	LG
Hill	157	550	3.5	38
Allan	124	505	4.1	30
Anders	79	397	5.0	43
Bennett	94	389	4.1	14
Grbac	30	188	6.6	20
Gannon	33	109	3.3	13
Vanover	5	50	10.0	17
Aguiar	2	11	5.5	6
Richardson	2	11	5.5	6
Tolliver	2	-1	-0.5	0
Rison	1	2	2.0	2
CHIEFS TOTAL	529	2171	4.1	43
Opp. Total	413	1621	3.9	45

## TEAM LEADERS

Scoring: Pete Stoyanovich	113 pts: 35 PATs, 26 FGs
INTs: Mark McMillan	8-274 yds., 3 TDs
Tackles: Reggie Tongue	142 (91 solo)
Sacks: Dan Williams	10.5 (-57.5 yds.)
Punting: Louie Aguiar	82-2465 yds., 42.3 avg., 28 In 20, 65 LG
Punt Returns: Tamarick Vanover	35-383 yds., 10.9 avg., 1 TD
Kickoff Returns: Tamarick Vanover	51-1308 yds., 25.6 avg., 1 TD

## AMERICAN CONFERENCE

Western Division			
W	L	T	Pct.
Kansas City	13	3	0.813
Denver †	12	4	0.750
Seattle	8	8	0.500
Oakland	4	12	0.250
San Diego	4	12	0.250
Central Division			
W	L	T	Pct.
Pittsburgh	11	5	0.688
Jacksonville †	11	5	0.688
Tennessee	8	8	0.500
Cincinnati	7	9	0.438
Baltimore	6	9	0.406
Eastern Division			
W	L	T	Pct.
New England	10	6	0.625
Miami †	9	7	0.563
N.Y. Jets	9	7	0.563
Buffalo	6	10	0.375
Indianapolis	3	13	0.188

## NATIONAL CONFERENCE

Western Division			
W	L	T	Pct.
San Francisco	13	3	0.813
Atlanta	7	9	0.438
Carolina	7	9	0.438
New Orleans	6	10	0.375
St. Louis	5	11	0.313
Central Division			
W	L	T	Pct.
Green Bay	13	3	0.813
Tampa Bay †	10	6	0.625
Detroit †	9	7	0.563
Minnesota †	9	7	0.563
Chicago	4	12	0.250
Eastern Division			
W	L	T	Pct.
N.Y. Giants	10	5	1.656
Washington	8	7	1.531
Philadelphia	6	9	1.406
Dallas	6	10	0.375
Arizona	4	12	0.250

AFC Championship: Denver 24, PITTSBURGH 21  
 AFC Championship: Green Bay 23, SAN FRANCISCO 10  
 Super Bowl XXXII: Denver 31, Green Bay 24

# 1996 KANSAS CITY CHIEFS

Head Coach: Marty Schottenheimer



Preseason			Record: 3-1
8/5	W	32-6	Dallas (Mon.) (Monterrey, Mexico) 45,128
8/10	W	42-6	NEW ORLEANS 65,710
8/19	L	30-34	ST. LOUIS 72,191
8/22	W	14-10	at Chicago 51,111
Regular Season			Record: 9-7 (2nd - AFC West)
9/1	W	20-19	at Houston 27,725
9/8	W	19-3	OAKLAND 79,281
9/15	W	35-17	at Seattle 39,790
9/22	W	17-14	DENVER 79,439
9/29	L	19-22	at San Diego 59,384
10/7	L	7-17	PITTSBURGH (Mon.) (N) 79,189
10/17	W	34-16	SEATTLE (Thur.) (N) 76,057
10/27	L	7-34	at Denver 75,652
11/3	W	21-6	at Minnesota 59,552
11/10	W	27-20	GREEN BAY 79,281
11/17	W	14-10	CHICAGO 76,762
11/24	L	14-28	SAN DIEGO 89,472
11/28	W	28-24	at Detroit (Thur.) (Thanksgiving) 75,079
12/9	L	7-26	at Oakland (Mon.) (N) 57,082
12/15	L	19-24	INDIANAPOLIS 71,136
12/22	L	9-20	at Buffalo 68,671

## TEAM STATISTICS

	CHIEFS	OPP.				
<b>TOTAL FIRST DOWNS</b>	312	296				
Rushing	111	84				
Passing	168	184				
Penalty	33	28				
3rd Down: Made/Att.	77/221	92/218				
3rd Down Pct.	34.8	42.2				
4th Down: Made/Att.	8/17	3/10				
4th Down Pct.	47.1	30.0				
<b>TOTAL NET YARDS</b>	4899	5204				
Avg. Per Game	306.2	325.3				
Total Plays	1045	1008				
Avg. Per Play	4.7	5.2				
<b>NET YARDS RUSHING</b>	2009	1666				
Avg. Per Game	125.6	104.1				
Total Rushes	488	441				
Avg. Per Play	4.1	3.8				
<b>NET YARDS PASSING</b>	2890	3538				
Avg. Per Game	180.6	221.1				
Sacked/Yards Lost	27/203	31/193				
Gross Yards	3093	3711				
Attempts/Completions	530/290	536/283				
Completion Pct.	54.7	53.9				
Had Intercepted	14	17				
<b>PUNTS/AVERAGE</b>	88/41.7	71/41.8				
Net Punting Avg.	33.8	36.2				
<b>PENALTIES/YARDS</b>	122/90.1	103/87.6				
<b>FUMBLES/LOST</b>	17/10	23/10				
<b>TOUCHDOWNS</b>	35	32				
Rushing	15	11				
Passing	18	19				
Defensive/Kicking Game	1/1	1/1				
<b>TIME OF POSSESSION</b>	30:39	29:21				
<b>SCORE BY PERIODS</b>						
	1	2	3	4	OT	Total
<b>CHIEFS TOTAL</b>	61	108	38	90	0	297
Opp. Total	81	76	72	71	0	300

## REGULAR STARTERS

## INDIVIDUAL STATISTICS

OFFENSE		DEFENSE	
WR	Chris Penn	LE	Neil Smith
LT	John Alt	LT	Joe Phillips
LG	Dave Szott	RT	Dan Saleaumua
C	Tim Grunhard	RE	Vaughn Booker
RG	Will Shields	LOLB	Derrick Thomas
RT	Ricky Siglar	MLB	Tracy Simien
TE	Derrick Walker	ROLB	Anthony Davis
WR	Sean LaChapelle	LCB	Dale Carter
	Tamarick Vanover	RCB	James Hasty
QB	Steve Bono	SS	Brian Washington
FB	Kimble Anders	FS	Mark Collins
RB	Marcus Allen	P	Louie Aguiar
K	Pete Stoyanovich		

### PRO BOWLERS IN BOLD

### AMERICAN CONFERENCE

### NATIONAL CONFERENCE

Western Division			
W	L	T	Pct.
Denver	13	3	0.813
Kansas City	9	7	0.563
San Diego	8	8	0.500
Oakland	7	9	0.438
Seattle	7	9	0.438
Central Division			
W	L	T	Pct.
Pittsburgh	10	6	0.625
Jacksonville †	9	7	0.563
Cincinnati	8	8	0.500
Houston	8	8	0.500
Baltimore	4	12	0.250
Eastern Division			
W	L	T	Pct.
New England	11	5	0.688
Buffalo †	10	6	0.625
Indianapolis †	9	7	0.563
Miami	8	8	0.500
N.Y. Jets	1	15	0.063

Western Division			
W	L	T	Pct.
Carolina	12	4	0.750
San Francisco †	12	4	0.750
St. Louis	6	10	0.375
Atlanta	3	13	0.188
New Orleans	3	13	0.188
Central Division			
W	L	T	Pct.
Green Bay	13	3	0.813
Minnesota †	9	7	0.563
Chicago	7	9	0.438
Tampa Bay	6	10	0.375
Detroit	5	11	0.313
Eastern Division			
W	L	T	Pct.
Dallas	10	6	0.625
Philadelphia †	10	6	0.625
Washington	9	7	0.563
Arizona	7	9	0.438
N.Y. Giants	6	10	0.375

	PASSING							Rating
	Att.	Cmp.	Yds.	Pct.	Td.	Int.	LG	
Bono	438	235	2572	53.7	12	13	69	68.0
Gannon	80	54	491	60.0	6	1	25	92.4
Allen	1	0	0	0.0	0	0	0	39.6
Hughes	1	1	30	100.0	0	0	30	118.8
<b>CHIEFS TOTAL</b>	<b>530</b>	<b>290</b>	<b>3093</b>	<b>54.7</b>	<b>18</b>	<b>14</b>	<b>69</b>	<b>72.3</b>
Opp. Total	536	289	3731	53.9	19	17	55	74.6

	PASS RECEIVING					LG	TD
	No.	Yds.	Avg.	LG	TD		
Anders	60	529	8.8	45	2		
Penn	49	628	12.8	22	5		
LaChapelle	27	422	15.6	69	2		
Allen	27	270	10.0	59	0		
Vanover	21	241	11.5	24	1		
McNair	21	181	8.6	29	1		
Johnson	18	189	10.5	26	1		
Hughes	17	167	9.8	26	1		
Cash	14	80	5.7	20	0		
Walker	9	73	8.1	24	1		
Bennett	8	21	2.6	10	0		
Carter	6	89	14.8	46	1		
Dawson	5	85	16.6	25	1		
Hill	3	60	20.0	34	1		
Horn	2	30	15.0	21	0		
Richardson	2	18	9.0	17	1		
Bailey	1	12	12.0	12	0		
<b>CHIEFS TOTAL</b>	<b>290</b>	<b>3093</b>	<b>10.7</b>	<b>69</b>	<b>18</b>		
Opp. Total	289	3731	12.9	55	19		

	RUSHING				LG	TD
	No.	Yds.	Avg.	LG		
Allen	206	830	4.0	35	9	
Hill	135	645	4.8	28	4	
Anders	54	201	3.7	15	2	
Bennett	36	166	4.6	34	0	
Gannon	12	81	6.8	19	0	
McNair	9	32	3.6	9	0	
Bono	26	27	1.0	17	0	
Richardson	4	8	2.0	4	0	
Horn	4	6	1.5	6	0	
Vanover	4	6	1.5	6	0	
Carter	1	3	3.0	3	0	
<b>CHIEFS TOTAL</b>	<b>488</b>	<b>2009</b>	<b>4.1</b>	<b>35</b>	<b>15</b>	
Opp. Total	441	1668	3.8	65	11	

## TEAM LEADERS

Scoring: Pete Stoyanovich 85 pts: 34 PATS, 17 FGs  
 INTs: Mark Collins 6-45 yds, 0 TDs  
 Tackles: Mark Collins 119 (94 solo)  
 Sacks: Derrick Thomas 13.0 (109.0 yds.)  
 Punting: Louie Aguiar 88-3667 yds, 41.7 avg, 25 in 20, 68 LG  
 Punt Returns: Tamarick Vanover 17-116 yds, 6.8 avg, 0 TDs  
 Kickoff Returns: Tamarick Vanover 33-854 yds, 25.9 avg, 1 TD

AFC Championship: NEW ENGLAND 20, Jacksonville 6  
 NFC Championship: GREEN BAY 30, Carolina 13  
 Super Bowl XXXI: GREEN BAY 35, New England 21

# 1995 KANSAS CITY CHIEFS

Head Coach: Marty Schottenheimer

13-3

Preseason		Record: 3-1	
8/5	W 37-21	WASHINGTON	70,807
8/11	L 17-22	at Arizona	37,622
8/19	W 36-10	BUFFALO	76,299
8/26	W 17-13	at Minnesota	39,349
Regular Season		Record: 13-3 (1st - AFC West)	
9/3	W 34-10	at Seattle	54,062
9/10	W 20-17 OT	N.Y. GIANTS	77,962
9/17	W 23-17 OT	OAKLAND	78,696
9/24	L 17-35	at Cleveland	74,280
10/1	W 24-3	at Arizona	50,211
10/9	W 29-23 OT	SAN DIEGO (Mon.) (N)	79,288
10/15	W 31-26	NEW ENGLAND	77,992
10/22	W 21-7	at Denver	71,044
11/5	W 24-3	WASHINGTON	77,821
11/12	W 22-7	at San Diego	59,285
11/19	W 20-13	HOUSTON (N)	77,576
11/23	L 12-24	at Dallas (Thur.) (Thanksgiving)	64,901
12/3	W 29-23	at Oakland	53,930
12/11	L 6-13	at Miami (Mon.) (N)	70,321
12/17	W 20-17	DENVER	75,061
12/24	W 26-3	SEATTLE	75,784
AFC Divisional Playoff Game			
1/7	L 7-10	INDIANAPOLIS	77,594

## TEAM STATISTICS

	CHIEFS	OPP				
TOTAL FIRST DOWNS	295	289				
Rushing	113	83				
Passing	164	178				
Penalty	18	28				
3rd Down: Made/Att.	82/231	78/229				
3rd Down Pct.	35.5	34.1				
4th Down: Made/Att.	15/22	7/16				
4th Down Pct.	68.2	38.9				
TOTAL NET YARDS	5242	4549				
Avg. Per Game	327.6	284.3				
Total Plays	1059	1047				
Avg. Per Play	4.9	4.3				
NET YARDS RUSHING	2222	1327				
Avg. Per Game	138.9	82.9				
Total Rushes	507	404				
Avg. Per Play	4.4	3.3				
NET YARDS PASSING	3020	3222				
Avg. Per Game	188.8	201.4				
Sacked/Yards Lost	21/158	47/347				
Gross Yards	317.8	358.9				
Attempts/Completions	531/300	596/329				
Pct. of Completions	56.5	55.2				
Had Intercepted	10	16				
PUNTS/AVERAGE	91/43.8	102/41.8				
Net Punting Avg.	36.5	35.1				
PENALTIES/YARDS	116/651	106/628				
FUMBLES/LOST	17/11	35/17				
TOUCHDOWNS	42	26				
Rushing	14	7				
Passing	21	16				
Defensive/Kicking Game	4/3	5/0				
TIME OF POSSESSION	31:08	28:52				
SCORE BY PERIODS						
	1	2	3	4	OT	Total
CHIEFS TOTAL	70	120	56	97	15	358
Opp. Total	68	59	29	85	0	241

## REGULAR STARTERS

OFFENSE		DEFENSE	
WR	Lake Dawson	LE	Neil Smith
	Webster Slaughter	LT	Joe Phillips
LT	John Alt	RT	Dan Saleaumua
LG	Dave Szott	RE	Vaughn Booker
C	Tim Grunhard		Darren Mickell
RG	Will Shields	LOLB	George Jamison
RT	Ricky Siglar	MLB	Tracy Simien
	Jeff Criswell	ROLB	Derrick Thomas
TE	Keith Cash	LCB	Dale Carter
	Derrick Walker	RCB	Brian Hasty
WR	Willie Davis	SS	James Washington
QB	Steve Bono	FS	Mark Collins
FB	Kimble Anders	P	Louie Aguiar
RB	Marcus Allen		
K	Lin Elliott		

PRO BOWLERS IN BOLD

## INDIVIDUAL STATISTICS

Name	PASSING						Rating
	Att.	Cmp.	Yds.	Pct.	TD	Int.	
Bono	520	293	3121	56.3	21	10	60.1
Gannon	11	7	57	63.6	0	0	18
<b>CHIEFS TOTAL</b>	<b>531</b>	<b>300</b>	<b>3178</b>	<b>56.5</b>	<b>21</b>	<b>10</b>	<b>60.1</b>
Opp. Total	596	329	3569	55.2	16	16	49

Name	PASS RECEIVING					TD
	No.	Yds.	Avg.	LG	TD	
Anders	55	349	6.3	28	1	
Cash	42	419	10.0	38	1	
Dawson	40	513	12.8	45	5	
Slaughter	34	514	15.1	38	4	
W. Davis	33	527	16.0	60	5	
Allen	27	210	7.8	20	0	
Walker	25	205	8.2	18	1	
Hughes	14	103	7.4	16	1	
Vanover	11	231	21.0	57	2	
Thompson	9	37	4.1	7	0	
Hill	7	45	6.4	13	0	
Bennett	1	12	12.0	12	0	
Penn	1	12	12.0	12	0	
Valerio	1	1	1.0	11	1	
<b>CHIEFS TOTAL</b>	<b>300</b>	<b>3178</b>	<b>10.6</b>	<b>60</b>	<b>21</b>	
Opp. Total	29	3569	10.6	49	16	

Name	RUSHING					TD
	No.	Yds.	Avg.	LG	TD	
Allen	207	890	4.3	38	5	
Hill	155	667	4.3	27	1	
Anders	58	398	6.9	44	2	
Bono	28	113	4.0	76	5	
Thompson	28	73	2.6	10	0	
Vanover	6	31	5.2	13	0	
Gannon	8	25	3.1	12	1	
Richardson	8	18	2.3	5	0	
Bennett	7	11	1.6	11	0	
Hughes	1	5	5.0	5	0	
Dawson	1	-9	-9.0	-9	0	
<b>CHIEFS TOTAL</b>	<b>507</b>	<b>2222</b>	<b>4.4</b>	<b>76</b>	<b>14</b>	
Opp. Total	404	1327	3.3	27	7	

## TEAM LEADERS

Scoring: Lin Elliott	106 pts: 34 PATS, 24 FGs
INTs: Dale Carter	4-45 yds., 0 TDs
Tackles: Tracy Simien	106 (75 solo)
Sacks: Neil Smith	12.0 (-82.0 yds.)
Punting: Louie Aguiar	91-3990 yds., 43.8 avg., 29 In 20, 65 LG
Punt Returns: Tamarick Vanover	51-540 yds., 10.6 avg., 1 TD
Kickoff Returns: Tamarick Vanover	43-1095 yds., 25.5 avg., 2 TDs

## AMERICAN CONFERENCE

Western Division				
W	L	T	Pct.	
Kansas City	13	3	0	.813
San Diego †	9	7	0	.563
Denver	8	8	0	.500
Seattle	8	8	0	.500
Oakland	8	8	0	.500
Central Division				
W	L	T	Pct.	
Pittsburgh	11	5	0	.689
Cincinnati	7	9	0	.438
Houston	7	9	0	.438
Cleveland	5	11	0	.313
Jacksonville	4	12	0	.250
Eastern Division				
W	L	T	Pct.	
Buffalo	10	6	0	.625
Indianapolis †	9	7	0	.563
Miami †	9	7	0	.563
New England	6	10	0	.375
N.Y. Jets	3	13	0	.188

## NATIONAL CONFERENCE

Western Division				
W	L	T	Pct.	
San Francisco	11	5	0	.689
Atlanta †	9	7	0	.563
St. Louis	7	9	0	.438
Carolina	7	9	0	.438
New Orleans	7	9	0	.438
Central Division				
W	L	T	Pct.	
Green Bay	11	5	0	.689
Detroit †	10	6	0	.625
Chicago	9	7	0	.563
Minnesota	8	8	0	.500
Tampa Bay	7	9	0	.438
Eastern Division				
W	L	T	Pct.	
Dallas	12	4	0	.750
Philadelphia †	10	6	0	.615
Washington	6	10	0	.375
N.Y. Giants	5	11	0	.313
Arizona	4	12	0	.250

AFC Championship: PITTSBURGH 20, Indianapolis 16  
 NFC Championship: DALLAS 38, Green Bay 27  
 Super Bowl XXX: Dallas 27, Pittsburgh 17

# 1994 KANSAS CITY CHIEFS

Head Coach: Marty Schottenheimer



## Preseason Record: 2-3

7/31	W	24-17	HOUSTON	70,732
8/7	L	9-17	Minnesota (Tokyo, Japan)	49,555
8/12	W	17-14	at Washington	40,778
8/22	L	18-21	CHICAGO	75,114
8/26	L	3-24	at Buffalo	46,166

## Regular Season Record: 9-7 (2nd - AFC West)

9/4	W	30-17	at New Orleans	69,362
9/11	W	24-17	SAN FRANCISCO	79,907
9/18	W	30-10	at Atlanta (N)	67,357
9/25	L	0-16	L.A. RAMS	78,184
10/9	L	6-20	at San Diego	62,923
10/17	W	31-28	at Denver (Mon.) (N)	75,151
10/23	W	38-23	SEATTLE	78,847
10/30	L	10-44	at Buffalo	79,501
11/6	W	13-3	L.A. RAIDERS (N)	78,709
11/13	L	13-14	SAN DIEGO	78,997
11/20	W	20-13	CLEVELAND	69,121
11/27	L	9-10	at Seattle	54,120
12/4	L	17-20 OT	DENVER	77,831
12/12	L	28-45	at Miami (Mon.) (N)	71,578
12/18	W	31-9	HOUSTON	74,474
12/24	W	19-9	at L.A. Raiders (Sat.)	64,130

## AFC First Round Playoff Game

12/31	L	17-27	at Miami (Sat.)	67,487
-------	---	-------	-----------------	--------

## TEAM STATISTICS

	CHIEFS	OPP.				
TOTAL FIRST DOWNS	322	289				
Rushing	113	83				
Rushing	97	93				
Passing	211	164				
Penalty	14	32				
3rd Down: Made/Att.	94/238	80/212				
3rd Down Pct.	39.5	37.7				
4th Down: Made/Att.	12/23	8/14				
4th Down Pct.	52.2	57.1				
TOTAL NET YARDS	552	500				
Avg. Per Game	35.8	31.2				
Total Plays	1098	999				
Avg. Per Play	5.2	5.1				
NET YARDS RUSHING	1732	1794				
Avg. Per Game	108.3	108.4				
Total Rushes	464	446				
Avg. Per Play	3.7	3.9				
NET YARDS PASSING	2960	3266				
Avg. Per Game	247.5	204.1				
Sacked/Yards Lost	19/132	39/234				
Gross Yards	4092	3500				
Attempts/Completions	615/366	504/300				
Pct. of Completions	59.5	59.5				
Had Intercepted	14	12				
PUNTS/AVERAGE	85/42.1	85/45.0				
Net Punting Avg.	34.5	38.9				
PENALTIES/YARDS	127/911	119/925				
FUMBLES/LOST	21/12	36/26				
TOUCHDOWNS	34	35				
Rushing	12	1.1				
Passing	20	23				
Defensive/Kicking Game	1/1	1/0				
TIME OF POSSESSION	30:55	29:05				
SCORE BY PERIODS						
	1	2	3	4	OT	Total
CHIEFS TOTAL	52	92	79	96	0	319
Opp. Total	40	84	72	99	3	288

## REGULAR STARTERS

OFFENSE		DEFENSE	
WR	J.J. Birden	LE	Neil Smith
LT	John Alt	LT	Joe Phillips
LG	Dave Szott	RT	Dan Saleaumua
C	Tim Grunhard	RE	Darren Mickell
RG	Will Shields	LOLB	Derrick Thomas
RT	Ricky Sigrar	MLB	Tracy Simien
	Derrick Graham	ROLB	George Jamison
TE	Keith Cash	LCB	Mark Collins
	Derrick Walker	RCB	Dale Carter
WR	Willie Davis	SS	David Whitmore
QB	Joe Montana	FS	William White
FB	Kimble Anders	P	Louie Aguiar
RB	Marcus Allen		
K	Lin Elliott		

PRO BOWLERS IN BOLD

## INDIVIDUAL STATISTICS

	PASSING							Rating
	Att.	Cmp.	Yds.	Pct.	TD	Int	LG	
Montana	493	299	3283	60.6	16	9	57	83.6
Bono	117	66	796	56.4	4	4	62	74.6
Blundin	5	1	13	20.0	0	1	13	0.0
CHIEFS TOTAL	615	366	4092	59.5	20	14	62	80.8
Opp. Total	504	300	3500	59.5	23	12	72	85.9

	PASS RECEIVING				
	No.	Yds.	Avg.	LG	TD
Anders	67	525	7.8	30	1
W. Davis	51	822	16.1	62	5
Birden	48	637	13.3	44	4
Allen	42	349	8.3	38	0
Dawson	37	537	14.5	50	2
D. Walker	36	382	10.6	57	2
Martin	21	307	14.6	61	1
Cash	19	192	10.1	31	2
Hill	16	92	5.8	21	0
Hughes	7	80	11.4	22	0
Bennett	7	53	7.6	15	0
Greene	6	69	11.5	20	1
Penn	3	24	8.0	13	0
Dickerson	2	11	5.5	6	0
Johnson	2	7	3.5	5	0
Valerio	2	5	2.5	4	2
CHIEFS TOTAL	366	4092	11.2	62	20
Opp. Total	300	3500	11.7	72	23

	RUSHING				
	No.	Yds.	Avg.	LG	TD
Allen	189	709	3.8	38	7
Hill	141	574	4.1	20	1
Anders	62	231	3.7	19	2
Bennett	46	178	3.9	17	2
Dawson	3	24	8.0	13	0
Montana	18	17	0.9	13	0
Dickerson	1	0	0.0	0	0
Bono	4	-1	-0.2	2	0
CHIEFS TOTAL	464	1732	3.7	36	12
Opp. Total	446	1734	3.9	60	11

## TEAM LEADERS

Scoring:	Lin Elliott	105 pts:	30 PATs, 25 FGs
INTs:	Charles Mincy	3-49 yds., 0 TDs	
Tackles:	Tracy Simien	99 (65 solo)	
Sacks:	Neil Smith	11.5 (-89.0 yds.)	
Punting:	Louie Aguiar	85-3582 yds., 42.1 avg., 15 in 20, 61 LG	
Punt Returns:	Danan Hughes	27-192 yds., 7.1 avg., 0 TDs	
Kickoff Returns:	Ron Dickerson	21-472 yds., 22.5 avg., 1 TD	

## AMERICAN CONFERENCE

Western Division				
	W	L	T	Pct.
San Diego	11	5	0	.699
Kansas City †	9	7	0	.563
L.A. Raiders	9	7	0	.563
Denver	7	9	0	.438
Seattle	6	10	0	.375

Central Division				
	W	L	T	Pct.
Pittsburgh	12	4	0	.750
Cleveland †	11	5	0	.688
Cincinnati	3	13	0	.188
Houston	2	14	0	.125

Eastern Division				
	W	L	T	Pct.
Miami	10	6	0	.625
New England †	10	6	0	.625
Indianapolis	8	8	0	.500
Buffalo	7	9	0	.438
N.Y. Jets	6	10	0	.375

## NATIONAL CONFERENCE

Western Division				
	W	L	T	Pct.
San Francisco	13	3	0	.813
New Orleans	7	9	0	.438
Atlanta	7	9	0	.438
L.A. Rams	4	12	0	.250

Central Division				
	W	L	T	Pct.
Minnesota	10	6	0	.625
Green Bay †	9	7	0	.563
Detroit †	9	7	0	.563
Chicago †	9	7	0	.563
Tampa Bay	6	10	0	.375

Eastern Division				
	W	L	T	Pct.
Dallas	12	4	0	.750
N.Y. Giants	9	7	0	.563
Arizona	8	8	0	.500
Philadelphia	7	9	0	.438
Washington	3	13	0	.188

AFC Championship: San Diego 17, PITTSBURGH 13

NFC Championship: SAN FRANCISCO 38, Dallas 28

Super Bowl XXIX: San Francisco 49, San Diego 26

# 1993 KANSAS CITY CHIEFS

Head Coach: Marty Schottenheimer

11-5

Preseason		Record: 3-1	
8/7	W 29-21	at Green Bay (Milwaukee, WI)	51,655
8/12	L 7-30	BUFFALO	73,550
8/21	W 27-20	MINNESOTA	73,080
8/27	W 27-20	at New England	46,501

Regular Season		Record: 11-5 (1st - AFC West)	
9/5	W 27-3	at Tampa Bay	63,378
9/12	L 0-30	at Houston	59,780
9/20	W 15-7	DENVER (Mon.) (N)	78,453
10/3	W 24-9	L.A. RAIDERS	77,395
10/10	W 17-15	CINCINNATI	75,394
10/17	W 17-14	at San Diego	60,729
10/31	L 10-30	at Miami	67,765
11/8	W 23-16	GREEN BAY (Mon.) (N)	76,742
11/14	W 31-20	at L.A. Raiders	66,553
11/21	L 17-19	CHICAGO	76,872
11/28	W 23-7	BUFFALO	74,452
12/5	W 31-16	at Seattle	58,551
12/12	L 21-27	at Denver	75,882
12/19	W 28-24	SAN DIEGO	74,778
12/26	L 10-30	at Minnesota (N)	59,236
1/2	W 34-24	SEATTLE	72,136

**AFC First Round Playoff Game**  
1/8 W 27-24 OT PITTSBURGH (Sat.) 74,515

**AFC Divisional Playoff Game**  
1/16 W 28-20 at Houston 64,011

**AFC Championship Game**  
1/23 L 13-30 at Buffalo 76,642

## TEAM STATISTICS

	CHIEFS	OPP.
<b>TOTAL FIRST DOWNS</b>	300	300
Rushing	94	103
Passing	180	161
Penalty	26	36
3rd Down: Made/Att.	82/203	86/210
3rd Down Pct.	40.4	41.0
4th Down: Made/Att.	4.9	3/13
4th Down Pct.	44.4	23.1
<b>TOTAL NET YARDS</b>	4835	4771
Avg. Per Game	302.2	298.2
Total Plays	970	1013
Avg. Per Play	5.0	4.7
<b>NET YARDS RUSHING</b>	1655	1620
Avg. Per Game	103.4	101.3
Total Rushes	445	453
Avg. Per Play	3.7	3.6
<b>NET YARDS PASSING</b>	3180	3151
Avg. Per Game	198.8	196.9
Sacked/Yards Lost	35/204	35/228
Gross Yards	3384	3379
Attempts/Completions	490/287	525/317
Pct. of Completions	58.6	59.4
Had Intercepted	10	21
<b>PUNTS/AVERAGE</b>	77/42.1	68/44.6
Net Punting Avg.	35.4	37.8
<b>PENALTIES/YARDS</b>	122/969	127/1015
<b>FUMBLES/LOST</b>	28/18	30/17
<b>TOUCHDOWNS</b>	37	30
Rushing	14	1.1
Passing	20	1.0
Defensive/Kicking Game	2/1	1.0
<b>TIME OF POSSESSION</b>	29:29	30:31
<b>SCORE BY PERIODS</b>		
CHIEFS TOTAL	71	108
Opp. Total	51	86
	2	3
	4	0
	OT	0
<b>Total</b>	328	291

## REGULAR STARTERS

OFFENSE		DEFENSE	
WR	J.J. Birden	LE	Neil Smith
LT	John Alt	LT	Joe Phillips
LG	Dave Szott	RT	Dan Saleaumua
C	Tim Grunhard	RBK	Derrick Thomas
RG	Will Shields	LOLB	Tracy Rogers
RT	Ricky Siglar	MLB	Tracy Simien
TE	Jonathan Hayes	ROLB	Lonnie Marts
WR	Willie Davis	LCB	Albert Lewis
QB	Joe Montana	RCB	Kevin Ross
FB	Kimble Anders	SS	Doug Terry
RB	Marcus Allen	FS	Martin Bayless
K	Nick Lowery	P	Kevin Ross
			Bryan Barker

## INDIVIDUAL STATISTICS

	PASSING					Int	LG	Rating
	Att.	Cmp.	Yds.	Pct.	TD			
Montana	298	181	2144	60.7	13	7	50.1	87.4
Krieg	189	105	1238	55.6	7	3	66.1	81.4
Blundin	3	1	2	33.3	0	0	2	42.4
Anders	0	0	0	0.0	0	0	0	1.0
<b>CHIEFS TOTAL</b>	490	287	3384	58.6	20	10	66.1	84.8
Opp. Total	525	312	3379	59.4	18	21	77.1	73.2

	PASS RECEIVING		Avg.	LG	TD
	No.	Yds.			
Davis	52	509	17.5	66.1	7
Birden	51	721	14.1	50.1	2
Anders	40	326	8.2	27	1
Allan	34	238	7.0	18.1	3
Hayes	24	331	13.8	49	1
Cash	24	242	10.1	24	4
Barnett	17	182	10.7	25	1
McNair	10	74	7.4	24	0
F. Jones	9	111	12.3	19	0
H. Jones	7	81	13.0	22	0
Dryal	7	93	11.9	31	0
H. Williams	7	42	6.0	14	0
E. Thompson	4	33	8.3	13	0
Valerio	1	1	1.0	11	1
<b>CHIEFS TOTAL</b>	287	3384	11.8	66.1	20
Opp. Total	312	3379	10.8	77.1	18

	RUSHING			LG	TD
	No.	Yds.	Avg.		
Allan	206	764	3.7	38	12
Anders	75	291	3.9	18	0
McNair	51	278	5.5	47	2
H. Williams	42	149	3.5	19	0
Montana	25	64	2.6	17	0
F. Jones	5	34	6.8	13	0
E. Thompson	11	28	2.5	14	0
Krieg	21	24	1.1	20	0
J. Stephens	6	18	3.0	7	0
Barnett	1	3	3.0	3	0
Carter	1	2	2.0	2	0
Cash	1	0	0.0	0	0
<b>CHIEFS TOTAL</b>	445	1655	3.1	39	14
Opp. Total	453	1620	3.6	38	11

## TEAM LEADERS

Scoring: Nick Lowery 106 pts: 37 PATs, 23 FGs  
 INTs: Albert Lewis 6-61 yds., 0 TDs  
 TDs: Tracy Simien 105 (68 solo)  
 Sacks: Neil Smith 15.0 (-127.0 yds.)  
 Punting: Bryan Barker 76-3240 yds., 42.6 avg., 19 in 20, 59 LG  
 Punt Returns: Dale Carter 27-247 yds., 9.1 avg., 0 TDs  
 Kickoff Returns: Danan Hughes 14-266 yds., 19.0 avg., 0 TDs

## PRO BOWLERS IN BOLD

### AMERICAN CONFERENCE

	Western Division			
	W	L	T	Pct.
Kansas City	11	5	0	.688
L.A. Raiders †	10	6	0	.625
Denver †	9	7	0	.563
San Diego	8	8	0	.500
Seattle	6	10	0	.375
Central Division				
	W	L	T	Pct.
Houston	12	4	0	.750
Pittsburgh †	9	7	0	.563
Cleveland	7	9	0	.438
Cincinnati	3	13	0	.188
Eastern Division				
	W	L	T	Pct.
Buffalo	12	4	0	.750
Miami	9	7	0	.563
N.Y. Jets	8	8	0	.500
New England	5	11	0	.313
Indianapolis	4	12	0	.250

### NATIONAL CONFERENCE

	Western Division			
	W	L	T	Pct.
San Francisco	10	6	0	.625
New Orleans	8	8	0	.500
Atlanta	6	10	0	.375
L.A. Rams	5	11	0	.313
Central Division				
	W	L	T	Pct.
Detroit	10	6	0	.625
Minnesota †	9	7	0	.563
Green Bay †	9	7	0	.563
Chicago	7	9	0	.438
Tampa Bay	5	11	0	.313
Eastern Division				
	W	L	T	Pct.
Dallas	12	4	0	.750
N.Y. Giants †	11	5	0	.688
Philadelphia	8	8	0	.500
Phoenix	7	9	0	.438
Washington	4	12	0	.250

**AFC Championship:** BUFFALO 30, Kansas City 13  
**NFC Championship:** DALLAS 38, San Francisco 21  
**Super Bowl XXVIII:** Dallas 30, Buffalo 13

# 1992 KANSAS CITY CHIEFS

Head Coach: Marty Schottenheimer



Preseason		Record: 1-3
8/8	L 13-21	at Green Bay . . . . . 54,322
8/15	L 0-30	at Minnesota . . . . . 38,132
8/24	W 35-0	BUFFALO . . . . . 71,481
8/28	L 10-21	INDIANAPOLIS . . . . . 65,557

Regular Season		Record: 10-6 (2nd - AFC West)
9/6	W 24-10	at San Diego . . . . . 45,024
9/13	W 26-7	SEATTLE . . . . . 75,125
9/20	L 20-23 OT	at Houston . . . . . 60,955
9/28	W 27-7	L.A. RAIDERS (Mon.) (N) . . . . . 77,486
10/4	L 19-20	at Denver . . . . . 75,629
10/11	W 24-17	PHILADELPHIA . . . . . 76,626
10/18	L 10-17	at Dallas . . . . . 64,115
10/25	L 3-27	PITTSBURGH (N) . . . . . 76,175
11/8	W 16-14	SAN DIEGO . . . . . 72,826
11/15	W 35-16	WASHINGTON . . . . . 75,238
11/22	W 24-14	at Seattle (N) . . . . . 49,867
11/29	W 23-7	at N.Y. Jets . . . . . 57,375
12/6	L 7-28	at L.A. Raiders . . . . . 45,227
12/13	W 27-20	NEW ENGLAND . . . . . 52,208
12/19	L 21-35	at N.Y. Giants (Sat.) . . . . . 53,427
12/27	W 42-20	DENVER . . . . . 76,240

AFC First Round Playoff Game		
1/2	L 0-17	at San Diego (Sat.) . . . . . 58,278

## TEAM STATISTICS

	CHIEFS	OPP.				
<b>TOTAL FIRST DOWNS</b> . . . . .	246	256				
Rushing . . . . .	87	97				
Passing . . . . .	134	145				
Penalty . . . . .	25	14				
3rd Down Made/Att. . . . .	71/207	73/205				
3rd Down Pct. . . . .	34.3	35.6				
4th Down Made/Att. . . . .	5/14	6/11				
4th Down Pct. . . . .	35.7	54.5				
<b>TOTAL NET YARDS</b> . . . . .	4324	4324				
Avg. Per Game . . . . .	270.3	270.3				
Total Plays . . . . .	907	949				
Avg. Per Play . . . . .	4.8	4.6				
<b>NET YARDS RUSHING</b> . . . . .	1532	1787				
Avg. Per Game . . . . .	95.8	111.7				
Total Rushes . . . . .	446	441				
Avg. Per Play . . . . .	3.4	4.1				
<b>NET YARDS PASSING</b> . . . . .	2792	2537				
Avg. Per Game . . . . .	174.5	158.5				
Sacked/Yards Lost . . . . .	48/323	50/391				
Gross Yards . . . . .	3115	2928				
Attempts/Completions . . . . .	413/230	458/253				
Pct. of Completions . . . . .	55.7	55.2				
Had Intercepted . . . . .	12	24				
<b>PUNTS/AVERAGE</b> . . . . .	86/42.2	80/43.1				
Net Punting Avg. . . . .	35.4	36.0				
<b>PENALTIES/YARDS</b> . . . . .	82/675	124/959				
<b>FUMBLES/LOST</b> . . . . .	28/9	34/15				
<b>TOUCHDOWNS</b> . . . . .	40	34				
Rushing . . . . .	14	12				
Passing . . . . .	15	19				
Defensive/Kicking Game . . . . .	8/3	12				
<b>TIME OF POSSESSION</b> . . . . .	29:37	30:23				
<b>SCORE BY PERIODS</b>						
CHIEFS TOTAL	1	2	3	4	OT	Total
Opp. Total	53	128	66	101	0	348
Opp. Total	68	57	64	90	3	282

## REGULAR STARTERS

OFFENSE		DEFENSE	
WR	J.J. Birden	LE	Neil Smith
LT	John Alt	NT	Dan Saleaumua
LG	Dave Szott	DT	Joe Phillips
C	Tim Grunhard	RE	Leonard Griffin
RG	Dave Lutz	LOLB	Chris Martin
RT	Rich Baldinger	LILB	Ervin Randle
TE	Jonathan Hayes	MLB	Tracy Simien
WR	Willie Davis	ROLB	Derrick Thomas
QB	Dave Krieg	LCB	Kevin Ross
TE	Keith Cash	RCB	Albert Lewis
RB	Barry Word	SS	Martin Bayless
RB	Bill Jones	FS	Charles Mincy
K	Nick Lowery	P	Bryan Barker

### PRO BOWLERS IN BOLD

### AMERICAN CONFERENCE

Western Division			
W	L	T	Pct.
San Diego	11	5	0.689
Kansas City †	10	6	0.625
Denver	8	8	0.500
L.A. Raiders	7	9	0.438
Seattle	2	14	0.125
Central Division			
W	L	T	Pct.
Pittsburgh	11	5	0.688
Houston †	10	6	0.352
Cleveland	7	9	0.438
Cincinnati	5	11	0.313
Eastern Division			
W	L	T	Pct.
Miami	11	5	0.688
Buffalo †	11	5	0.688
Indianapolis	9	7	0.563
N.Y. Jets	4	12	0.250
New England	2	14	0.125

### NATIONAL CONFERENCE

Western Division			
W	L	T	Pct.
San Francisco	14	2	0.875
New Orleans †	12	4	0.750
Atlanta	6	10	0.375
L.A. Rams	6	10	0.375
Central Division			
W	L	T	Pct.
Minnesota	11	5	0.688
Green Bay	9	7	0.563
Tampa Bay	5	11	0.313
Chicago	5	11	0.313
Detroit	5	11	0.313
Eastern Division			
W	L	T	Pct.
Dallas	13	3	0.813
Philadelphia †	11	5	0.688
Washington †	9	7	0.563
N.Y. Giants	6	10	0.375
Phoenix	4	12	0.250

AFC Championship: Buffalo 29, MIAMI 10  
 NFC Championship: Dallas 30, SAN FRANCISCO 20  
 Super Bowl XXVII: Dallas 52, Buffalo 17

## INDIVIDUAL STATISTICS

	PASSING							
	Att.	Cmp.	Yds.	Pct.	TD	Int.	LG	Rating
Krieg	413	230	3115	55.7	15	12	77†	79.9
<b>CHIEFS TOTAL</b>	<b>413</b>	<b>230</b>	<b>3115</b>	<b>55.7</b>	<b>15</b>	<b>12</b>	<b>77†</b>	<b>79.9</b>
Opp. Total	458	253	2928	55.2	19	24	62	66.7
	PASS RECEIVING							
	No.	Yds.	Avg.	LG	TD			
McNair	44	380	8.6	36	1			
Birden	42	644	15.3	72†	3			
Davis	36	756	21.0	74†	3			
Barnett	24	442	18.4	77†	4			
F. Jones	18	265	14.7	56	0			
Hargain	17	205	12.1	25	0			
Cash	12	113	9.4	19	2			
Word	9	80	8.9	22	0			
Hayes	9	77	8.6	21	2			
Anders	5	65	13.0	28	0			
Harry	5	46	9.2	13	0			
Williams	5	24	4.8	12	0			
B. Jones	2	6	3.0	5	0			
Dyal	1	7	7.0	7	0			
Okoye	1	5	5.0	5	0			
<b>CHIEFS TOTAL</b>	<b>230</b>	<b>3115</b>	<b>13.5</b>	<b>77†</b>	<b>15</b>			
Opp. Total	253	2928	11.6	62	19			
	RUSHING							
	No.	Yds.	Avg.	LG	TD			
Word	163	607	3.7	44	4			
Okoye	144	448	3.1	22	6			
Williams	78	262	3.4	11	1			
McNair	21	124	5.9	30	1			
Krieg	37	74	2.0	17	2			
Harry	1	27	27.0	27	0			
Anders	1	1	1.0	1	0			
Davis	1	-11	-11.0	-11	0			
<b>CHIEFS TOTAL</b>	<b>446</b>	<b>1532</b>	<b>3.4</b>	<b>44†</b>	<b>14</b>			
Opp. Total	441	1787	4.1	40†	12			
TEAM LEADERS								
Scoring: Nick Lowery	105 pts: 39 PATs, 22 FGs							
INTs: Dale Carter	7-65 yds., 1 TD							
Tackles: Tracy Simien	97 (56 solo)							
Sacks: Neil Smith	14.5 (-114.5 yds.)							
	Derrick Thomas 14.5 (-113.0 yds.)							
Punting: Bryan Barker	75-3245 yds., 43.3 avg., 16 in 20, 65 LG							
Punt Returns: Dale Carter	38-398 yds., 10.5 avg., 2 TDs							
Kickoff Returns: Harvey Williams	21-405 yds., 19.3 avg., 0 TDs							

# 1992 KANSAS CITY CHIEFS

Head Coach: Marty Schottenheimer

10-6

Preseason		Record: 2-2	
8/3	L 14-24	DALLAS	56,038
8/10	W 19-10	N.Y. Jets (St. Louis, MO)	52,935
8/17	W 38-14	DETROIT	57,320
8/23	L 7-20	at Tampa Bay	33,996

Regular Season		Record: 10-6 (2nd - AFC West)	
9/1	W 14-3	ATLANTA	74,246
9/8	L 10-17	NEW ORLEANS	74,816
9/16	L 7-17	at Houston (Mon.) (N)	61,058
9/22	W 20-13	SEATTLE	71,789
9/29	W 14-13	at San Diego	44,907
10/7	W 33-6	BUFFALO (Mon.) (N)	76,120
10/13	W 42-7	MIAMI	76,021
10/20	L 16-19	at Denver	75,866
10/28	W 24-21	L.A. RAIDERS (Mon.) (N)	77,111
11/10	W 27-20	at L.A. Rams	52,511
11/17	L 20-24	DENVER	74,661
11/24	L 15-20	at Cleveland	63,991
12/1	W 19-6	at Seattle	57,248
12/8	W 20-17 OT	SAN DIEGO	73,330
12/14	L 14-28	at San Francisco (Sat.)	62,672
12/22	W 27-21	at L.A. Raiders	65,144

AFC First Round Playoff Game		
12/28	W 10-6 L.A. RAIDERS (Sat.)	75,827

AFC Divisional Playoff Game		
1/5	L 14-37 at Buffalo	80,182

## REGULAR STARTERS

OFFENSE		DEFENSE	
WR	Robb Thomas	LE	Neil Smith
LT	John Alt	NT	Dan Saleaumua
LG	Dave Szott	RE	Bill Maas
C	Tim Grunhard	LOLB	Chris Martin
RG	Dave Lutz	LILB	Tracy Simien
RT	Rich Baldinger	RILB	Dino Hackett
TE	Jonathan Hayes	ROLB	Derrick Thomas
QB	Tim Barnett	LCB	Jayce Pearson
WR	Steve DeBerg	RCB	Kevin Ross
FB	Bill Jones	SS	Kevin Porter
RB	Christian Okoye	FS	Deron Cherry
K	Nick Lowery	P	Bryan Barker

### PRO BOWLERS IN BOLD

### AMERICAN CONFERENCE

Western Division			
	W	L	Pct.
Denver	12	4	.750
Kansas City †	10	6	.625
L.A. Raiders †	9	7	.563
Seattle	7	9	.438
San Diego	4	12	.250
Central Division			
	W	L	Pct.
Houston	11	5	.688
Pittsburgh	7	9	.438
Cleveland	6	10	.375
Cincinnati	3	13	.188
Eastern Division			
	W	L	Pct.
Buffalo	13	3	.813
N.Y. Jets †	8	8	.500
Miami	8	8	.500
New England	6	10	.375
Indianapolis	1	15	.063

### NATIONAL CONFERENCE

Western Division			
	W	L	Pct.
New Orleans	11	5	.688
Atlanta †	10	6	.625
San Francisco	10	6	.625
L.A. Rams	3	13	.188
Central Division			
	W	L	Pct.
Detroit	12	4	.750
Chicago †	11	5	.688
Minnesota	8	8	.500
Green Bay	4	12	.250
Tampa Bay	3	13	.188
Eastern Division			
	W	L	Pct.
Washington	14	2	.875
Dallas †	11	5	.688
Philadelphia	10	6	.625
N.Y. Giants	8	8	.500
Phoenix	4	12	.250

AFC Championship: BUFFALO 10, Denver 7  
 NFC Championship: WASHINGTON 41, Detroit 10  
 Super Bowl XXVI: Washington 37, Buffalo 24

## TEAM STATISTICS

	CHIEFS	OPP.				
TOTAL FIRST DOWNS	322	275				
Rushing	127	88				
Passing	172	188				
Penalty	23	19				
3rd Down: Made/Att.	92/205	76/191				
3rd Down Pct.	44.9	39.8				
4th Down: Made/Att.	12/20	11/18				
4th Down Pct.	60.0	61.1				
TOTAL NET YARDS	5321	4998				
Avg. Per Game	332.6	312.4				
Total Plays	1021	927				
Avg. Per Play	5.2	5.4				
NET YARDS RUSHING	2217	1770				
Avg. Per Game	138.6	110.6				
Total Rushes	521	417				
Avg. Per Play	4.3	4.2				
NET YARDS PASSING	3104	3228				
Avg. Per Game	194.0	201.8				
Sacked/Yards Lost	21/177	39/304				
Gross Yards	3281	3532				
Attempts/Completions	479/284	471/279				
Pct. of Completions	59.3	59.2				
Had Intercepted	14	15				
PUNTS/AVERAGE	57/40.4	60/42.5				
Net Punting Avg.	35.0	36.5				
PENALTIES/YARDS	94/724	110/827				
FUMBLES/LOST	22/8	27/16				
TOUCHDOWNS	35	27				
Rushing	14	9				
Passing	19	17				
Defensive/Kicking Game	2	2/0				
TIME OF POSSESSION	31:16	28:44				
SCORE BY PERIODS						
	1	2	3	4	OT	Total
CHIEFS TOTAL	44	91	79	105	3	322
Opp. Total	58	85	50	59	0	252

## INDIVIDUAL STATISTICS

	PASSING						Rating	
	Att.	Cmp.	Yds.	Pct.	TD	Int		
DeBerg	434	256	2965	59.0	17	14	63	79.3
Visac	44	28	316	63.6	2	0	30	100.2
Williams	1	0	0	0.0	0	0	0	39.6
CHIEFS TOTAL	479	284	3281	59.3	19	14	63	81.1
Opp. Total	471	279	3532	59.2	17	15	71	81.5

	PASS RECEIVING				
	No.	Yds.	Avg.	LG	TD
R. Thomas	43	494	11.5	39	1
Barnett	41	564	13.8	63	5
McNair	37	342	9.2	36	1
Harry	35	431	12.3	36	3
Birden	27	465	17.2	57	2
Hayes	19	208	10.9	23	2
Williams	16	147	9.2	17	2
B. Jones	14	97	6.9	14	1
Holohan	13	113	8.7	26	2
Paige	9	111	12.3	26	0
Stradford	9	91	10.1	17	0
F. Jones	8	85	10.6	23	0
Saxon	6	55	9.2	22	0
Okoye	3	34	11.3	13	0
Anders	2	30	15.0	17	0
Word	2	13	6.5	8	0
CHIEFS TOTAL	284	3281	11.6	63	19
Opp. Total	279	3532	12.7	71	17

	RUSHING				
	No.	Yds.	Avg.	LG	TD
Okoye	225	1031	4.6	48	9
Word	160	684	4.3	37	4
Williams	97	447	4.6	21	1
McNair	10	51	5.1	11	0
Saxon	6	13	2.2	8	0
Stradford	1	7	7.0	7	0
Visac	1	-1	-1.0	-1	0
DeBerg	21	-15	-0.7	0	0
CHIEFS TOTAL	521	2217	4.3	48	14
Opp. Total	417	1770	4.2	60	8

### TEAM LEADERS

Scoring: Nick Lowery	110 pts	35 PATs, 25 FGs
INTs: Deron Cherry	4-31 yds., 0 TDs	
Tackles: Deron Cherry	116 (59 solo)	
Sacks: Derrick Thomas	13.5 (-112.0 yds.)	
Punting: Bryan Barker	57-2303 yds., 40.4 avg., 11 in 20, 57 LG	
punt Returns: Troy Stradford	22-150 yds., 6.8 avg., 0 TDs	
Kickoff Returns: Harvey Williams	24-524 yds., 21.8 avg., 0 TDs	

# 1990 KANSAS CITY CHIEFS

Head Coach: Marty Schottenheimer



Preseason		Record: 1-3
8/11 L	3-19	L.A. Rams (Berlin, Germany) . 55,429
8/18 L	0-20	N.Y. JETS . 40,448
8/24 L	21-35	at Detroit . 50,293
8/31 W	27-14	GREEN BAY . 42,806
Regular Season		Record: 11-5 (2nd - AFC West)
9/9 W	24-21	MINNESOTA . 68,363
9/17 L	23-24	at Denver (Mon.) (N) . 75,277
9/23 W	17-3	at Green Bay . 58,817
9/30 W	34-0	CLEVELAND . 75,462
10/7 L	19-23	at Indianapolis . 54,950
10/14 W	43-24	DETROIT . 74,312
10/21 L	7-19	at Seattle . 60,358
11/4 W	9-7	L.A. RAIDERS . 70,951
11/11 L	16-17	SEATTLE . 71,285
11/18 W	27-10	SAN DIEGO . 63,717
11/25 W	27-24	at L.A. Raiders . 65,710
12/2 W	37-7	at New England . 26,280
12/9 W	31-20	DENVER . 74,347
12/16 L	10-27	HOUSTON . 61,756
12/23 W	24-21	at San Diego . 45,135
12/29 W	21-10	at Chicago (Sat.) . 60,262
AFC First Round Playoff Game		
1/5 L	16-17	at Miami (Sat.) . 67,276

## TEAM STATISTICS

	CHIEFS	OPP.
TOTAL FIRST DOWNS	280	268
Rushing	115	85
Passing	142	164
Penalty	23	19
3rd Down: Made/Att.	91/222	81/204
3rd Down Pct.	41.0	39.7
4th Down: Made/Att.	7/10	3/15
4th Down Pct.	70.0	20.0
TOTAL NET YARDS	5215	4881
Avg. Per Game	325.9	305.1
Total Plays	975	945
Avg. Per Play	5.3	5.2
NET YARDS RUSHING	1548	1640
Avg. Per Game	121.8	102.5
Total Rushes	504	573
Avg. Per Play	3.9	4.4
NET YARDS PASSING	3267	3241
Avg. Per Game	204.2	202.6
Sacked/Yards Lost	22/191	60/421
Gross Yards	3458	3662
Attempts/Completions	449/260	512/267
Pct. of Completions	57.9	52.1
Had Intercepted	5	20
PUNTS/AVERAGE	81/38.7	72/37.0
Net Punting Avg.	32.9	32.3
PENALTIES-YARDS	111/686	122/859
FUMBLES-LOST	30/14	38/25
TOUCHDOWNS	38	30
Rushing	11	12
Passing	23	16
Returns	4	2
TIME OF POSSESSION	31:30	28:30
SCORE BY PERIODS		
CHIEFS TOTAL	86	123
Opp. Total	46	66
	71	89
	0	0
	0	257

## REGULAR STARTERS

OFFENSE		DEFENSE	
WR	Robb Thomas	LE	Neil Smith
LT	John Alt	NT	Dan Saleaumua
LG	Frank Winters	RE	Bill Maas
	Dave Szott	LOLB	Chris Martin
C	Mike Webster	LILB	Percy Snow
	Tim Grunhard	RILB	Dino Hackett
RG	Dave Lutz	ROLB	Derrick Thomas
RT	Rich Bolding	LCB	Albert Lewis
TE	Alfredo Roberts	RCB	Kevin Ross
	Jonathan Hayes	SS	Kevin Porter
WR	Stephone Paige	FS	Jeff Donaldson
QB	Steve DeBerg		
FB	Bill Jones		
RB	Christian Okoye	P	Bryan Barker
K	Nick Lowery		Kelly Goodburn

### PRO BOWLERS IN BOLD

## INDIVIDUAL STATISTICS

PASSING									
	Att.	Cmp.	Yds.	Pct.	TD	Int.	LG	Rating	
DeBerg	444	258	3444	58.1	23	4	90t	96.3	
Pelluer	5	2	14	40.0	0	1	11	8.3	
<b>CHIEFS TOTAL</b>	<b>449</b>	<b>260</b>	<b>3458</b>	<b>57.9</b>	<b>23</b>	<b>5</b>	<b>90t</b>	<b>94.9</b>	
Opp. Total	512	267	3662	52.1	16	20	87t	69.5	
PASS RECEIVING									
	No.	Yds.	Avg.	LG	TD				
Paige	65	1021	15.7	86t	5				
R. Thomas	41	545	13.3	47t	4				
Harry	41	519	12.7	60	2				
McNair	40	507	12.7	65	2				
B. Jones	19	137	7.2	19	5				
Birden	15	352	23.5	90t	3				
Roberts	11	119	10.8	27	0				
Hayes	9	83	9.2	21	1				
Mandley	7	97	13.9	24	0				
Word	4	28	7.0	10	0				
Okoye	4	23	5.8	8	0				
Whitaker	2	17	8.5	16	1				
F. Jones	1	5	5.0	5	0				
Saxon	1	5	5.0	5	0				
<b>CHIEFS TOTAL</b>	<b>260</b>	<b>3458</b>	<b>13.3</b>	<b>90t</b>	<b>23</b>				
Opp. Total	267	3662	13.7	87t	16				
RUSHING									
	No.	Yds.	Avg.	LG	TD				
Word	204	1015	5.0	53t	4				
Okoye	245	805	3.3	32	7				
McNair	14	61	4.4	13	0				
B. Jones	10	47	4.7	14	0				
Saxon	3	15	5.0	8	0				
Pelluer	5	6	1.2	5	0				
Goodburn	1	5	5.0	5	0				
F. Jones	1	-1	-1.0	-1	0				
DeBerg	21	-5	-0.2	6	0				
<b>CHIEFS TOTAL</b>	<b>504</b>	<b>1948</b>	<b>3.9</b>	<b>53t</b>	<b>11</b>				
Opp. Total	373	1640	4.4	42	2				

## TEAM LEADERS

Scoring: Nick Lowery	139 pts: 37 PATs, 34 FGs
INTs: Kevin Ross	5-97 yds., 0 TDs
Tackles: Dino Hackett	95 (53 solo)
Sacks: Derrick Thomas	20.0 (-150.0 yds.)
Punting: Bryan Barker	64-2479 yds., 38.7 avg., 16 in 20, 56 LG
Punt Returns: Naz Worthen	25-160 yds., 7.2 avg., 0 TDs
Kickoff Returns: Todd McNair	14-227 yds., 16.2 avg., 0 TDs

## AMERICAN CONFERENCE

Western Division			
W	L	T	Pct.
L.A. Raiders	12	4	0.750
Kansas City †	11	5	0.688
Seattle	9	7	0.563
San Diego	6	10	0.375
Denver	5	11	0.313
Central Division			
W	L	T	Pct.
Cincinnati	9	7	0.563
Houston †	9	7	0.563
Pittsburgh	9	7	0.563
Cleveland	3	13	0.188
Eastern Division			
W	L	T	Pct.
Buffalo	13	3	0.813
Miami †	12	4	0.750
Indianapolis	7	9	0.438
N.Y. Jets	6	10	0.375
New England	1	15	0.063

## NATIONAL CONFERENCE

Western Division			
W	L	T	Pct.
San Francisco	14	2	0.875
New Orleans †	8	8	0.500
L.A. Rams	5	11	0.313
Atlanta	5	11	0.313
Central Division			
W	L	T	Pct.
Chicago	11	5	0.688
Tampa Bay	6	10	0.375
Detroit	6	10	0.375
Green Bay	6	10	0.375
Minnesota	6	10	0.375
Eastern Division			
W	L	T	Pct.
N.Y. Giants	13	3	0.813
Philadelphia †	10	6	0.625
Washington †	10	6	0.625
Dallas	7	9	0.438
Phoenix	5	11	0.313

AFC Championship: BUFFALO 51, L.A. Raiders 3  
 NFC Championship: N.Y. Giants 15, SAN FRANCISCO 13  
 Super Bowl XXV: N.Y. Giants 20, Buffalo 19

# 1989 KANSAS CITY CHIEFS

Head Coach: Marty Schottenheimer

8-7-1

Preseason		Record: 1-3	
8/12 L	13-23	Minnesota (Memphis, TN)	63,528
8/20 L	7-45	N.Y. GIANTS	36,820
8/27 W	22-17	at Chicago	56,343
9/1 L	13-15 OT	N.Y. JETS	41,105
Regular Season		Record: 8-7-1 (2nd - AFC West)	
9/10 L	20-34	at Denver	74,284
9/17 W	24-19	L.A. RAIDERS	71,741
9/24 L	6-21	at San Diego	40,128
10/1 L	17-21	CINCINNATI	61,165
10/8 W	20-16	at Seattle	60,715
10/15 L	14-20	at L.A. Raiders	40,453
10/22 W	36-28	DALLAS	76,841
10/29 L	17-23	at Pittsburgh	54,194
11/5 W	20-10	SEATTLE	54,489
11/12 L	13-16	DENVER	76,245
11/19 T	10-10 OT	at Cleveland	77,922
11/26 W	34-0	HOUSTON	51,342
12/3 W	26-21	MIAMI	54,610
12/10 W	21-3	at Green Bay	56,694
12/17 L	13-20	SAN DIEGO	40,623
12/24 W	27-24	at Miami	43,612

## TEAM STATISTICS

	CHIEFS	OPP.				
TOTAL FIRST DOWNS	304	252				
Rushing	120	32				
Passing	165	140				
Penalty	19	20				
3rd Down: Made/Att.	88/208	81/211				
3rd Down Pct.	42.3	38.4				
4th Down: Made/Att.	6/9	8/15				
4th Down Pct.	66.7	53.3				
TOTAL NET YARDS	5265	4293				
Avg. Per Game	329.1	268.3				
Total Plays	1017	952				
Avg. Per Play	5.2	4.5				
NET YARDS RUSHING	2227	1766				
Avg. Per Game	139.2	110.4				
Total Rushes	559	445				
Avg. Per Play	4.0	4.0				
NET YARDS PASSING	3038	2527				
Avg. Per Game	189.9	157.9				
Sacked/Yards Lost	23/182	36/294				
Gross Yards	3220	2921				
Attempts/Completions	435/259	471/236				
Pct. of Completions	59.5	50.1				
Had Intercepted	23	15				
PUNTS/AVERAGE	67/40.1	82/39.1				
Net Punting Avg.	33.8	32.9				
PENALTIES/YARDS	116/678	102/797				
FUMBLES/LOST	32/18	32/18				
TOUCHDOWNS	35	32				
Rushing	18	9				
Passing	14	16				
Returns	3	7				
TIME OF POSSESSION	32:35	27:25				
SCORE BY PERIODS						
CHIEFS TOTAL	1	2	3	4	OT	Total
Opp. Total	67	137	53	61	0	318
	74	83	47	82	0	286

## REGULAR STARTERS

OFFENSE		DEFENSE	
WR	Pete Mandley	LE	Nail Smith
LT	John Alt	NT	Bill Maas
LG	Mark Adicks		Dan Saleaumua
C	Mike Webster	RE	Mike Bell
RG	Dave Lutz	LOLB	Chris Martin
RT	Irv Eatman	LILB	Walker Lee Ashley
TE	Jonathan Hayes	RILB	Dino Hackett
WR	Stephone Paige	ROLB	Derrick Thomas
QB	Steve DeBerg	LCB	Albert Lewis
RB	Christian Okoye	RCB	Kevin Ross
RB	Herman Heard	SS	Kevin Porter
K	Nick Lowery	FS	Deron Cherry
		P	Kelly Goodburn

PRO BOWLERS IN BOLD

## INDIVIDUAL STATISTICS

	PASSING										
	Att.	Cmp.	Yds.	Pct.	TD	Int	LG	Rating			
DeBerg	324	196	2529	60.5	11	16	50	75.8			
Jaworski	61	36	385	59.0	2	5	32	54.3			
Pelluer	47	26	301	55.3	1	0	24	82.0			
Elkins	2	1	5	50.0	0	1	5	15.7			
Saxon	1	0	0	0.0	0	1	0	0.0			
CHIEFS TOTAL	435	259	3220	59.5	14	23	50	71.2			
Opp. Total	471	239	2821	50.1	16	15	64	65.8			
	PASS RECEIVING										
	No.	Yds.	Avg.	LG	TD						
Paige	44	759	17.3	50	2						
Mandley	35	476	13.6	44	1						
McNair	34	372	10.9	24	1						
Harry	33	430	13.0	25	2						
Heard	25	246	9.8	27	1						
Weathers	17	192	11.3	27	0						
Hayes	18	229	12.7	23	2						
Saxon	11	86	7.8	18	0						
Dressel	9	136	15.1	49	1						
R. Thomas	8	58	7.3	12	2						
Roberts	8	55	6.9	25	1						
Carson	7	95	13.6	28	1						
Worthen	5	69	13.8	21	0						
Okoye	2	12	6.0	14	0						
Gamble	2	2	1.0	6	0						
Caruth	1	2	3.0	3	0						
CHIEFS TOTAL	259	3220	12.4	50	14						
Opp. Total	236	2621	12.0	64	16						
	RUSHING										
	No.	Yds.	Avg.	LG	TD						
Okoye	370	1480	4.0	59	12						
Saxon	58	233	4.0	19	3						
Heard	63	216	3.4	28	0						
Pelluer	17	143	8.4	27	2						
McNair	23	121	5.3	25	0						
Gamble	6	24	4.0	20	1						
Harry	1	9	9.0	9	0						
Jaworski	4	5	1.3	4	0						
Agee	1	3	3.0	3	0						
Mandley	2	1	0.5	8	0						
DeBerg	14	-8	-0.6	15	0						
CHIEFS TOTAL	559	2227	4.0	59	18						
Opp. Total	445	1786	4.0	63	9						

## TEAM LEADERS

Scoring: Nick Lowery	106 pts:	34 PATs,	24 FGs
INTs: Albert Lewis	4-37 yds.,	0 TDs	
Kevin Ross	4-29 yds.,	0 TDs	
Tackles: Deron Cherry	87 (45 solo)		
Sacks: Derrick Thomas	10.0 (-85.5 yds.)		
Punting: Kelly Goodburn	67-2688 yds.,	40.1 avg.,	25 in 20, 54 LG
Punt Returns: Pete Mandley	19-151 yds.,	7.9 avg.,	0 TDs
Kickoff Returns: Danny Copeland	26-466 yds.,	17.9 avg.,	0 TDs

## AMERICAN CONFERENCE

Western Division				
W	L	T	Pct.	
Denver	11	5	0	688
Kansas City	8	7	1	531
L.A. Raiders	8	8	0	500
Seattle	7	9	0	438
San Diego	6	10	0	375
Central Division				
W	L	T	Pct.	
Cleveland	9	6	1	594
Houston †	9	7	0	563
Pittsburgh †	9	7	0	563
Cincinnati	8	8	0	500
Eastern Division				
W	L	T	Pct.	
Buffalo	9	7	0	563
Indianapolis	8	8	0	500
Miami	8	8	0	500
New England	5	11	0	313
N.Y. Jets	4	12	0	250

## NATIONAL CONFERENCE

Western Division				
W	L	T	Pct.	
San Francisco	14	2	0	875
L.A. Rams †	11	5	0	688
New Orleans	9	7	0	563
Atlanta	3	13	0	188
Central Division				
W	L	T	Pct.	
Minnesota	10	6	0	625
Green Bay	10	6	0	625
Detroit	7	9	0	438
Chicago	6	10	0	375
Tampa Bay	5	11	0	313
Eastern Division				
W	L	T	Pct.	
N.Y. Giants	12	4	0	750
Philadelphia †	11	5	0	688
Washington	10	6	0	625
Phoenix	5	11	0	313
Dallas	1	15	0	063

AFC Championship: DENVER 37, Cleveland 21  
 NFC Championship: SAN FRANCISCO 30, L.A. Rams 3  
 Super Bowl XXIV: San Francisco 55, Denver 10

# 1988 KANSAS CITY CHIEFS

Head Coach: Frank Gansz



## Preseason

Record: 2-1-1

8/6	W	34-21	CINCINNATI	31,947
8/13	W	27-13	at Atlanta	23,369
8/19	T	21-21 OT	at Green Bay (Milwaukee, WI)	32,361
8/25	L	21-41	PHOENIX	36,883

## Regular Season

Record: 4-11-1 (5th - AFC West)

9/4	L	3-6	CLEVELAND	55,654
9/11	L	10-31	at Seattle	61,512
9/18	W	20-13	DENVER	63,268
9/25	L	23-24	SAN DIEGO	45,498
10/2	T	17-17 OT	at N.Y. Jets	66,110
10/9	L	6-7	at Houston	39,134
10/16	L	17-27	L.A. RAIDERS	77,078
10/23	L	6-7	DETROIT	66,926
10/30	L	10-17	at L.A. Raiders	36,103
11/6	L	11-17	at Denver	74,227
11/13	W	31-28	CINCINNATI	34,614
11/20	W	27-24	SEATTLE	33,152
11/27	L	10-16	at Pittsburgh	42,057
12/4	W	38-34	N.Y. JETS	30,059
12/11	L	12-28	at N.Y. Giants	69,809
12/18	L	13-24	at San Diego	26,339

## TEAM STATISTICS

	CHIEFS	OPP				
TOTAL FIRST DOWNS	289	318				
Rushing	104	162				
Passing	161	136				
Penalty	24	20				
3rd Down: Made/Att.	88/224	94/209				
3rd Down Pct.	39.3	45.0				
4th Down: Made/Att.	12/18	6/13				
4th Down Pct.	66.7	46.2				
TOTAL NET YARDS	4844	5026				
Avg. Per Game	302.8	314.1				
Total Plays	1019	1042				
Avg. Per Play	4.8	4.8				
NET YARDS RUSHING	1713	2592				
Avg. Per Game	107.1	162.0				
Total Rushes	448	609				
Avg. Per Play	3.8	4.3				
NET YARDS PASSING	3131	2434				
Avg. Per Game	195.7	152.1				
Sacked/Yards Lost	43/353	23/157				
Gross Yards	3484	2591				
Attempts/Completions	528/282	410/214				
Pct. of Completions	53.4	52.2				
Had Intercepted	21	18				
PUNTS/AVERAGE	76/40.3	63/40.2				
Net Punting Avg.	31.9	34.2				
PENALTIES/YARDS	85/636	106/854				
FUMBLES/LOST	21/12	30/13				
TOUCHDOWNS	24	39				
Rushing	8	23				
Passing	16	12				
Returns	0	4				
TIME OF POSSESSION	28:31	31:29				
SCORE BY PERIODS						
CHIEFS TOTAL	1	2	3	4	OT	Total
Opp. Total	51	74	47	82	0	254
Opp. Total	77	118	52	73	0	320

## REGULAR STARTERS

### OFFENSE

WR	Carlos Carson
LT	John Alt
LG	Rich Baldinger
C	Tom Baugh
RG	Mark Adickes
RT	Irv Eatman
TE	Alfredo Roberts
	Jonathan Hayes
WR	Stephone Paige
QB	Steve DeBerg
RB	Christian Okoye
RB	Paul Palmer
K	Nick Lowery

### DEFENSE

LE	Leonard Griffin
	Neil Smith
NT	Bill Maas
RE	Mike Bell
LOLB	Jack Del Rio
LILB	Aaron Pearson
RILB	Dino Hackett
ROLB	Tim Coffield
LCB	Albert Lewis
RCB	Kevin Ross
SS	Lloyd Burruss
	Kevin Porter
FS	Deron Cherry
P	Kelly Goodburn

PRO BOWLERS IN BOLD



## AMERICAN CONFERENCE

### Western Division

	W	L	T	Pct.
Seattle	9	7	0	.563
Denver	8	8	0	.500
L.A. Raiders	7	9	0	.438
San Diego	6	10	0	.375
Kansas City	4	11	1	.281

### Central Division

	W	L	T	Pct.
Cincinnati	12	4	0	.750
Cleveland †	10	6	0	.625
Houston †	10	6	0	.625
Pittsburgh	5	11	0	.313

### Eastern Division

	W	L	T	Pct.
Buffalo	12	4	0	.750
Indianapolis	9	7	0	.563
New England	9	7	0	.563
N.Y. Jets	8	7	1	.531
Miami	6	10	0	.375



## NATIONAL CONFERENCE

### Western Division

	W	L	T	Pct.
San Francisco	10	6	0	.625
L.A. Rams †	10	6	0	.625
New Orleans	10	6	0	.625
Atlanta	5	11	0	.313

### Central Division

	W	L	T	Pct.
Chicago	12	4	0	.750
Minnesota †	11	5	0	.688
Tampa Bay	5	11	0	.313
Detroit	4	12	0	.250
Green Bay	4	12	0	.250

### Eastern Division

	W	L	T	Pct.
Philadelphia	10	6	0	.625
N.Y. Giants	10	6	0	.625
Washington	7	9	0	.438
Phoenix	7	9	0	.438
Dallas	3	13	0	.188

AFC Championship: CINCINNATI 21, Buffalo 10  
 NFC Championship: San Francisco 28, CHICAGO 3  
 Super Bowl XXIII: San Francisco 20, Cincinnati 16

## INDIVIDUAL STATISTICS

	PASSING						Rating
	Att.	Cmp.	Yds.	Pct.	TD	Int	
DeBerg	414	224	2935	54.1	16	16	801 73.5
Kenney	114	58	549	50.9	0	5	25 46.3
CHIEFS TOTAL	528	282	3484	53.4	16	21	801 67.6
Opp. Total	410	214	2591	52.2	12	18	421 63.4

	PASS RECEIVING					TD
	No.	Yds.	Avg.	LG	TD	
Paige	61	902	14.8	49	7	
Palmer	53	611	11.5	711	4	
Carson	46	711	15.5	801	3	
Harry	26	362	13.9	98	1	
Hayes	22	233	10.6	25	1	
Heard	20	198	9.9	32	0	
Saxon	19	177	9.3	22	0	
Roberts	10	104	10.4	20	0	
Taylor	9	105	11.7	36	0	
Okoye	8	51	6.4	12	0	
Moriarty	6	40	6.7	12	0	
Colbert	1	-3	-3.0	-3	0	
Gamble	1	-7	-7.0	-7	0	
CHIEFS TOTAL	282	3484	12.4	801	16	
Opp. Total	214	2591	12.1	421	12	

	RUSHING					TD
	No.	Yds.	Avg.	LG	TD	
Okoye	105	473	4.5	48	3	
Palmer	134	452	3.4	261	2	
Heard	106	438	4.1	20	0	
Saxon	60	236	3.9	14	2	
Moriarty	20	62	3.1	9	0	
DeBerg	18	30	1.7	13	1	
Goodburn	1	15	15.0	15	0	
Kenney	2	4	2.0	2	0	
Taylor	1	2	2.0	2	0	
Carson	1	1	1.0	1	0	
CHIEFS TOTAL	448	1713	3.8	48	8	
Opp. Total	609	2592	4.3	36	23	

## TEAM LEADERS

Scoring: Nick Lowery	104 pts: 23 PATs, 27 FGs
INTs: Deron Cherry	7-51 yds., 0 TDs
Tackles: Deron Cherry	151 (90 solo)
Sacks: Bill Maas	4.0 (-34.0 yds.)
Punting: Kelly Goodburn	76-3059 yds., 40.3 avg., 10 in 20, 59 LG
Punt Returns: Kitrick Taylor	29-187 yds., 6.4 avg., 0 TDs
Kickoff Returns: Kenny Gamble	15-281 yds., 19.4 avg., 0 TDs

# 1987 KANSAS CITY CHIEFS

Head Coach: Frank Gansz



Preseason		Record: 4-1	
8/8	L 7-20	San Francisco (Canton, OH)	23,826
8/13	W 32-20	at Houston	30,147
8/22	W 13-10	ATLANTA	39,164
8/29	W 34-14	BUFFALO	43,887
9/6	W 13-10 OT	St. Louis (Memphis, TN)	62,353
Regular Season		Record: 4-11 (5th - AFC West)	
9/13	W 20-13	SAN DIEGO	56,940
9/20	L 14-43	at Seattle	61,667
9/27		MINNESOTA	(Cancelled/Strike)
10/4	L 17-35	# at L.A. Raiders	10,708
10/11	L 0-42	# at Miami	25,867
10/18	L 17-26	# DENVER	20,296
10/25	L 21-42	at San Diego	47,972
11/1	L 28-31	at Chicago	63,498
11/8	L 16-17	PITTSBURGH	45,249
11/15	L 9-16	N.Y. JETS	40,718
11/22	L 3-23	GREEN BAY	34,611
11/26	W 27-20	at Detroit (Thur.) (Thanksgiving)	43,820
12/6	L 27-30 OT	at Cincinnati	46,489
12/13	W 16-10	L.A. RAIDERS	63,834
12/19	L 17-20	at Denver (Sat.)	75,053
12/27	W 41-20	SEATTLE	20,370

#REPLACEMENT GAMES

## TEAM STATISTICS

	CHIEFS	OPP
TOTAL FIRST DOWNS	255	344
Rushing	97	139
Passing	141	172
Penalty	27	33
3rd Down: Made/Att.	77/192	92/206
3rd Down Pct.	40.1	44.7
4th Down: Made/Att.	4/10	5/15
4th Down Pct.	40.0	33.3
TOTAL NET YARDS	4418	5639
Avg. Per Game	294.5	375.9
Total Plays	89	104
Avg. Per Play	4.9	5.4
NET YARDS RUSHING	1799	2333
Avg. Per Game	119.9	155.5
Total Rushes	419	535
Avg. Per Play	4.3	4.7
NET YARDS PASSING	2619	3306
Avg. Per Game	174.6	220.4
Sacked/Yards Lost	48/366	26/157
Gross Yards	2385	3473
Attempts/Completions	432/236	484/279
Pct. of Completions	54.6	57.6
Had Intercepted	17	11
PUNTS/AVERAGE	69/40.4	56/40.4
Net Punting Avg.	32.3	31.7
PENALTIES/YARDS	108/861	112/936
FUMBLES/LOST	41/24	45/24
TOUCHDOWNS	30	45
Rushing	7	16
Passing	17	25
Returns	6	4
TIME OF POSSESSION	27:10	32:50
SCORE BY PERIODS		
CHIEFS TOTAL	55	88
Opp. Total	88	116
	93	88
	4	3
	5	3
	6	3
	4	3
	27	10
	11	17
	81	73
	17	11
	25	11
	11	44
	44	87

## REGULAR STARTERS

OFFENSE		DEFENSE	
WR	Carlos Carson	LE	Art Still
LT	John Alt	NT	Bill Maas
LG	Rich Baldinger	RT	Pete Koch
C	Tom Baugh	RE	Mike Bell
	Rick Donnalley	OLB	Louis Cooper
RG	Mark Adickes		Aaron Pearson
RT	Dave Lutz	ILB	Aaron Pearson
	Irv Eatman	MLB	Dino Hackett
TE	Jonathan Hayes	OLB	Tim Coffield
WR	Stephane Paige	LCB	Albert Lewis
QB	Bill Kenney	RCB	Kevin Ross
RB	Christian Okoye	SS	Lloyd Burruss
RB	Herman Heard	FS	Deron Cherry
K	Nick Lowery	P	Kelly Goodburn

\*Does not include replacement players.

PRO BOWLERS IN BOLD

## INDIVIDUAL STATISTICS

	PASSING										
	Att.	Cmp.	Yds.	Pct.	TD	Int	LG	Rating			
Kenney	273	154	2107	56.4	15	9	811	85.8			
Seuer	55	26	340	47.3	0	4	33	36.9			
Blackledge	31	15	154	48.4	1	1	19	60.4			
Palmer	1	0	0	0.0	0	0	0	39.6			
Others	72	41	384	56.9	1	3	23	42.2			
CHIEFS TOTAL	432	236	2985	54.6	17	17	811	73.1			
Opp. Total	484	279	3473	57.6	25	11	44	87.8			
PASS RECEIVING											
	No.	Yds.	Avg.	LG	TD						
Carson	55	1044	19.0	811	7						
Paige	43	707	16.4	51	4						
Okoye	24	169	7.0	22	3						
Hayes	21	272	13.0	33	2						
Heard	14	118	8.4	15	0						
Marshall	10	126	12.6	19	0						
Morlarity	10	37	3.7	8	1						
Coffman	5	42	8.4	131	0						
Palmer	4	27	6.8	10	0						
Arnold	3	26	8.7	10	0						
D. Colbert	3	21	7.0	9	0						
Keel	1	9	4.5	7	0						
Adickes	1	3	3.0	31	1						
Others	41	384	9.4	23	1						
CHIEFS TOTAL	236	2985	12.6	811	17						
Opp. Total	279	3473	12.4	44	25						
RUSHING											
	No.	Yds.	Avg.	LG	TD						
Okoye	157	650	4.2	431	3						
Heard	82	466	5.7	641	3						
Palmer	24	155	6.5	35	0						
Morlarity	30	107	3.6	11	0						
Seuer	9	33	3.7	11	0						
Blackledge	5	21	4.2	11	0						
Goodburn	1	16	16.0	16	0						
Clemons	2	7	3.5	7	0						
Kanney	12	-2	-0.2	6	0						
Carson	1	-7	-7.0	-7	0						
Others	96	343	3.6	17	1						
CHIEFS TOTAL	419	1799	4.3	641	7						
Opp. Total	535	2333	4.4	48	16						

## TEAM LEADERS

Scoring: Nick Lowery	83 pts: 26 PATS, 19 FGs
INTs: Deron Cherry	3-58 yds., 0 TDs
Kevin Ross	3-40 yds., 0 TDs
Tackles: Dino Hackett	103 (74 solo)
Sacks: Mike Bell	6.5 (44.0 yds.)
Punting: Kelly Goodburn	76-3059 yds., 40.3 avg., 13 in 20, 55 LG
Punt Returns: Kirkric Taylor	29-187 yds., 6.4 avg., 0 TDs
Kickoff Returns: Kenny Gamble	15-291 yds., 19.4 avg., 0 TDs

## AMERICAN CONFERENCE

Western Division			
W	L	T	Pct.
Denver	10	4	1.700
Seattle +	9	6	0.600
San Diego	8	7	0.533
L.A. Raiders	5	10	0.333
Kansas City	4	11	0.267
Central Division			
W	L	T	Pct.
Cleveland	10	5	0.667
Houston +	9	6	0.600
Pittsburgh	8	7	0.533
Cincinnati	4	11	0.267
Eastern Division			
W	L	T	Pct.
Indianapolis	9	6	0.600
New England	8	7	0.533
Miami	8	7	0.533
Buffalo	7	8	0.467
N.Y. Jets	6	9	0.400

## NATIONAL CONFERENCE

Western Division			
W	L	T	Pct.
San Francisco	13	2	0.867
New Orleans +	12	3	0.800
L.A. Rams	6	9	0.400
Atlanta	3	12	0.200
Central Division			
W	L	T	Pct.
Chicago	11	4	0.733
Minnesota +	8	7	0.533
Green Bay	5	9	1.367
Tampa Bay	4	11	0.267
Detroit	4	11	0.267
Eastern Division			
W	L	T	Pct.
Washington	11	4	0.733
Dallas	7	8	0.467
St. Louis	7	8	0.467
Philadelphia	7	8	0.467
N.Y. Giants	6	9	0.400

AFC Championship: DENVER 38, Cleveland 33  
 AFC Championship: WASHINGTON 17, Minnesota 10  
 Super Bowl XXII: Washington 42, Denver 10

# 1986 KANSAS CITY CHIEFS

Head Coach: John Mackovic



## TEAM STATISTICS

CHIEFS OPP.

TOTAL FIRST DOWNS	264	310				
Rushing	83	111				
Passing	152	173				
Penalty	29	26				
3rd Down: Made/Att.	74/220	80/224				
3rd Down Pct.	33.6	35.7				
4th Down: Made/Att.	5/9	7/16				
4th Down Pct.	55.6	43.8				
TOTAL NET YARDS	4218	4934				
Avg. Per Game	263.6	308.4				
Total Plays	1003	1098				
Avg. Per Play	4.2	4.5				
NET YARDS RUSHING	1468	1739				
Avg. Per Game	91.8	108.7				
Total Rushes	432	485				
Avg. Per Play	3.4	3.6				
NET YARDS PASSING	2750	3195				
Avg. Per Game	171.9	199.7				
Sacked/Yards Lost	50/372	44/360				
Gross Yards	3122	3555				
Attempts/Completions	521/257	569/303				
Pct. of Completions	49.3	53.3				
Had Intercepted	18	31				
PUNTS/AVERAGE	99/40.7	83/37.0				
Net Punting Avg.	33.7	30.9				
PENALTIES/YARDS	96/824	114/965				
FUMBLES/LOST	27/17	26/18				
TOUCHDOWNS	43	38				
Rushing	10	13				
Passing	23	21				
Returns	10	4				
TIME OF POSSESSION	28:29	31:31				
SCORE BY PERIODS						
	1	2	3	4	OT	Total
CHIEFS TOTAL	67	113	83	95	0	358
Opp. Total	49	121	90	66	0	326

### Preseason

Record: 2-2

8/9 W 20-0	CINCINNATI	30,067
8/16 W 27-26	at St. Louis	30,305
8/23 L 6-13	BUFFALO	39,911
8/30 L 10-13	at New Orleans	47,945

### Regular Season

Record: 10-6 (2nd - AFC West)

9/7 W 24-14	CINCINNATI	43,430
9/14 L 17-23	at Seattle	64,947
9/21 W 27-13	HOUSTON	43,699
9/28 W 20-17	at Buffalo	67,555
10/5 L 17-24	L.A. RAIDERS	74,430
10/12 L 7-20	at Cleveland	72,304
10/19 W 42-41	SAN DIEGO	55,767
10/26 W 27-20	TAMPA BAY	36,230
11/2 W 24-23	at San Diego	44,518
11/9 W 27-7	SEATTLE	53,268
11/16 L 17-38	at Denver	75,745
11/23 L 14-23	at St. Louis	29,680
11/30 L 14-17	BUFFALO	31,492
12/7 W 37-10	DENVER	47,019
12/14 W 20-17	at L.A. Raiders	68,771
12/21 W 24-19	at Pittsburgh	47,150

### AFC Wild Card Playoff Game

12/28 L 15-35	at N.Y. Jets	69,307
---------------	--------------	--------

## REGULAR STARTERS

### OFFENSE

WR	Carlos Carson
	Henry Marshall
LT	Irv Eatman
LG	Brad Budde
C	Rick Donnalley
RG	Mark Adickes
RT	Dave Lutz
TE	Walt Arnold
WR	Stephone Paige
QB	Todd Blackledge
	Bill Kenney
RB	Herman Heard
RB	Mike Pruitt
K	Nick Lowery

### DEFENSE

LE	Art Still
NT	Bill Maas
RE	Pete Koch
LOLB	Louis Cooper
LILB	Dino Hackett
RILB	Scott Radevic
ROLB	Tim Coffield
LCB	Albert Lewis
RCB	Kevin Ross
SS	Lloyd Burruss
FS	Deron Cherry
P	Lewis Colbert

### PRO BOWLERS IN BOLD

### AMERICAN CONFERENCE

Western Division				
W	L	T	Pct.	
Denver	11	5	0	.688
Kansas City †	10	6	0	.625
Seattle	10	6	0	.625
L.A. Raiders	8	8	0	.500
San Diego	4	12	0	.250
Central Division				
W	L	T	Pct.	
Cleveland	12	4	0	.750
Cincinnati	10	6	0	.625
Pittsburgh	6	10	0	.325
Houston	5	11	0	.313
Eastern Division				
W	L	T	Pct.	
New England	11	5	0	.688
N.Y. Jets †	10	6	0	.625
Miami	8	8	0	.500
Buffalo	4	12	0	.250
Indianapolis	3	13	0	.188

### NATIONAL CONFERENCE

Western Division				
W	L	T	Pct.	
San Francisco	10	5	1	.656
L.A. Rams †	10	6	0	.625
Atlanta	7	8	1	.469
New Orleans	7	9	0	.438
Central Division				
W	L	T	Pct.	
Chicago	14	2	0	.875
Minnesota	9	7	0	.563
Detroit	5	11	0	.313
Green Bay	4	12	0	.250
Tampa Bay	2	14	0	.125
Eastern Division				
W	L	T	Pct.	
N.Y. Giants	14	2	0	.875
Washington †	12	4	0	.750
Dallas	7	9	0	.438
Philadelphia	5	10	1	.344
St. Louis	4	11	1	.281

AFC Championship: Denver 23, CLEVELAND 20\*  
 NFC Championship: N.Y. GIANTS 17, Washington 0  
 Super Bowl XXI: N.Y. Giants 39, Denver 20

## INDIVIDUAL STATISTICS

	PASSING							
	Att.	Cmp.	Yds.	Pct.	TD	Int.	LG	Rating
Kenney	308	161	1922	52.3	13	11	56	70.8
Blackledge	211	96	1200	45.5	10	6	70†	67.6
Green	1	0	0	0	0	1	0	0
Marshall	1	0	0	0	0	0	0	39.6
CHIEFS TOTAL	521	257	3122	49.3	23	18	70†	66.5
Opp. Total	569	303	3555	53.3	21	31	51	62.1

	PASS RECEIVING				
	No.	Yds.	Avg.	LG	TD
Paige	52	829	15.9	51	11
Marshall	46	652	14.2	31	1
J. Smith	33	230	7.0	18	3
Carson	21	497	23.7	70†	4
Arnold	20	169	8.5	27	1
Green	19	137	7.2	17	0
Heard	17	83	4.9	13	0
Coffman	12	75	6.3	10	2
Harry	9	211	23.4	53	1
Hayes	8	69	8.6	16	0
Pruitt	8	56	7.0	13	0
Moriarty	7	51	7.3	19	0
Hancock	4	63	15.8	25	0
Kenney	1	0	0.0	0	0
CHIEFS TOTAL	257	3122	12.1	70†	23
Opp. Total	303	3555	11.7	51	21

	RUSHING				
	No.	Yds.	Avg.	LG	TD
Pruitt	139	448	3.2	16	2
Green	90	314	3.5	27	3
Heard	71	295	4.2	40	2
J. Smith	54	238	4.4	32	3
Moriarty	35	115	3.3	11	0
Blackledge	23	60	2.6	14	0
Kenney	18	0	0.0	9	0
Paige	2	-2	-1.0	12	0
CHIEFS TOTAL	432	1468	3.4	40	10
Opp. Total	485	1739	3.6	41†	13

## TEAM LEADERS

Scoring: Nick Lowery ..... 100 pts: 43 PATs 19 FGs  
 INTs: Deron Cherry ..... 9-150 yds., 0 TDs  
 Tackles: Dino Hackett ..... 140 (78 solo)  
 Sacks: Art Still ..... 10.5 (-77.0 yds.)  
 Punting: Lewis Colbert ..... 99-4033 yds., 40.7 avg., 23 In 20, 56 LG  
 Punt Returns: Jell Smith ..... 29-245 yds., 8.4 avg., 0 TDs  
 Kickoff Returns: Boyce Green ..... 10-254 yds., 25.4 avg., 1 TD

# 1985 KANSAS CITY CHIEFS

Head Coach: John Mackovic

6-10

Preseason		Record: 3-1	
8/10 W	35-27	at Cincinnati	41,115
8/17 L	13-31	NEW ENGLAND	35,162
8/24 W	24-19	at Houston	36,501
8/31 W	17-13	ST. LOUIS	38,618
Regular Season		Record: 6-10 (5th - AFC West)	
9/8 W	47-27	at New Orleans	57,760
9/12 W	36-20	L.A. RAIDERS (Thur.) (N)	72,686
9/22 L	0-31	at Miami	69,791
9/29 W	28-7	SEATTLE	50,485
10/6 L	10-19	at L.A. Raiders	55,133
10/13 L	20-31	at San Diego	50,067
10/20 L	0-16	L.A. RAMS	64,474
10/27 L	10-30	DENVER	68,248
11/3 L	20-23	at Houston	41,238
11/10 L	28-36	PITTSBURGH	46,126
11/17 L	3-31	at San Francisco	56,447
11/24 W	20-7	INDIANAPOLIS	21,762
12/1 L	6-24	at Seattle	52,655
12/8 W	38-10	ATLANTA	18,199
12/14 L	13-14	at Denver (Sat.)	69,209
12/22 W	38-34	SAN DIEGO	18,178

## TEAM STATISTICS

	CHIEFS	OPP				
<b>TOTAL FIRST DOWNS</b>	258	336				
Rushing	79	129				
Passing	158	184				
Penalty	21	23				
3rd Down: Made/Att.	76/224	99/239				
3rd Down Pct.	33.9	41.4				
4th Down: Made/Att.	7/15	11/21				
4th Down Pct.	46.7	52.4				
<b>TOTAL NET YARDS</b>	4877	5656				
Avg. Per Game	304.8	353.6				
Total Plays	982	1126				
Avg. Per Play	5.0	5.0				
<b>NET YARDS RUSHING</b>	1486	2189				
Avg. Per Game	92.9	135.6				
Total Rushes	428	513				
Avg. Per Play	3.5	4.2				
<b>NET YARDS PASSING</b>	3391	3469				
Avg. Per Game	211.9	216.1				
Sacked/Yards Lost	43/335	37/263				
Gross Yards	3726	3752				
Attempts/Completions	511/267	576/332				
Pct. of Completions	52.3	57.6				
Had Intercepted	23	27				
<b>PUNTS/AVERAGE</b>	95/40.3	75/41.2				
Net Punting Avg.	32.3	34.2				
<b>PENALTIES/YARDS</b>	87/666	85/720				
<b>FUMBLES/LOST</b>	22/11	35/14				
<b>TOUCHDOWNS</b>	35	41				
Rushing	10	18				
Passing	23	22				
Returns	2	1				
<b>TIME OF POSSESSION</b>	28:06	31:54				
<b>SCORE BY PERIODS</b>						
	1	2	3	4	OT	Total
CHIEFS TOTAL	77	111	66	63	0	317
Opp. Total	39	135	65	121	0	360

## REGULAR STARTERS

OFFENSE		DEFENSE	
WR	Carlos Carson	LE	Art Still
LT	Matt Herkenhoff	NT	Bill Maas
LG	Brad Budde	RE	Mike Bell
	Scott Auer	LOLB	Calvin Daniels
C	Bob Rush	LILB	Scott Radevic
RG	Bob Olderman	RILB	Gary Spani
RT	Dave Lutz	ROLB	Ken Jolly
TE	Walt Arnold	LCB	Albert Lewis
WR	Henry Marshall	RCB	Kevin Ross
	Stephone Paige	SS	Lloyd Burruss
QB	Bill Kenney	FS	Deron Cherry
	Todd Blackledge	P	Jim Arnold
RB	Herman Heard		
RB	Mike Pruitt		
	Bruce King		
K	Nick Lowery		

PRO BOWLERS IN BOLD

## INDIVIDUAL STATISTICS

	PASSING						Rating	
	Att.	Cmp.	Yds.	Pct. TD	Int	LG		
Kenney	338	181	2536	53.6	17	9	84.1	83.6
Blackledge	172	86	1190	50.0	6	14	70	50.5
Horton	1	0	0	0	0	0	0	39.6
<b>CHIEFS TOTAL</b>	<b>511</b>	<b>267</b>	<b>3726</b>	<b>52.3</b>	<b>23</b>	<b>23</b>	<b>84.1</b>	<b>72.3</b>
Opp. Total	576	332	3752	57.6	22	27	56	70.3
PASS RECEIVING								
	No.	Yds.	Avg.	LG	TD			
Carson	47	843	17.9	37	4			
Paige	43	943	21.9	84	10			
Heard	31	257	8.3	27	2			
W. Arnold	28	339	12.1	38	1			
Horton	28	185	6.6	22	1			
Marshall	25	446	17.8	50	0			
Smith	18	157	8.7	45	2			
Hancock	15	286	19.1	48	2			
King	7	45	6.4	8	0			
Pruitt	7	43	6.1	9	0			
Scott	5	61	12.2	21	0			
Holston	5	51	10.2	17	0			
Hayes	5	39	7.8	12	1			
Jones	3	31	10.3	15	0			
<b>CHIEFS TOTAL</b>	<b>267</b>	<b>3726</b>	<b>14.0</b>	<b>84</b>	<b>23</b>			
Opp. Total	332	3752	11.3	56	22			
RUSHING								
	No.	Yds.	Avg.	LG	TD			
Heard	164	595	3.6	33	4			
Pruitt	105	366	3.5	54	2			
Horton	48	146	3.0	29	3			
Smith	30	118	3.9	27	0			
Blackledge	17	97	5.7	25	0			
King	28	83	3.0	9	0			
Carson	3	25	8.3	13	0			
Lacy	6	21	3.5	6	0			
Jones	12	19	1.6	7	0			
Paige	1	15	15.0	15	0			
Kenney	14	1	0.1	5	1			
<b>CHIEFS TOTAL</b>	<b>428</b>	<b>1486</b>	<b>3.5</b>	<b>54</b>	<b>10</b>			
Opp. Total	513	2169	4.2	50	18			

## TEAM LEADERS

Scoring: Nick Lowery	107 pts:	35 PATs, 24 FGs
INTs: Albert Lewis	8-59 yds.	0 TDs
Tackles: Deron Cherry	134 (85 solo)	
Sacks: Bill Maas	7.0 (-51.0 yds.)	
Punting: Jim Arnold	93-3827 yds.	41.2 avg., 15 in 20, 62 LG
Punt Returns: Garcia Lane	43-381 yds.	8.9 avg., 0 TDs
Kickoff Returns: Jeff Smith	33-654 yds.	19.8 avg., 0 TDs

## AMERICAN CONFERENCE

Western Division			
W	L	T	Pct.
L.A. Raiders	12	4	0.750
Denver	11	5	0.688
Seattle	8	8	0.500
San Diego	8	8	0.500
Kansas City	6	10	0.375
Central Division			
W	L	T	Pct.
Cleveland	8	8	0.500
Cincinnati	7	9	0.438
Pittsburgh	7	9	0.438
Houston	5	11	0.313
Eastern Division			
W	L	T	Pct.
Miami	12	4	0.750
N.Y. Jets	11	5	0.688
New England	11	5	0.688
Indianapolis	5	11	0.313
Buffalo	2	14	0.125

## NATIONAL CONFERENCE

Western Division			
W	L	T	Pct.
L.A. Rams	11	5	0.688
San Francisco	10	6	0.625
New Orleans	5	11	0.313
Atlanta	4	12	0.250
Central Division			
W	L	T	Pct.
Chicago	15	1	0.938
Green Bay	8	8	0.500
Minnesota	7	9	0.438
Detroit	7	9	0.438
Tampa Bay	2	14	0.125
Eastern Division			
W	L	T	Pct.
Dallas	10	6	0.625
N.Y. Giants	10	6	0.625
Washington	10	6	0.625
Philadelphia	7	9	0.438
St. Louis	5	11	0.313

AFC Championship: New England 31, MIAMI 14  
 NFC Championship: CHICAGO 24, L.A. Rams 0  
 Super Bowl XX: Chicago 46, New England 10

# 1984 KANSAS CITY CHIEFS

Head Coach: John Mackovic



Preseason		Record: 1-3
8/4 L	20-34	NEW ORLEANS . . . . . 34,230
8/10 L	10-14	at St. Louis . . . . . 30,233
8/18 W	31-13	CLEVELAND . . . . . 33,074
8/24 L	7-36	at New England . . . . . 22,721
Regular Season		Record: 8-8 (4th - AFC West)
9/2 W	37-27	at Pittsburgh . . . . . 56,709
9/9 W	27-22	at Cincinnati . . . . . 47,111
9/16 L	20-22	L.A. RAIDERS . . . . . 75,111
9/23 L	0-21	at Denver . . . . . 74,263
9/30 W	10-6	CLEVELAND . . . . . 40,785
10/7 L	16-17	N.Y. JETS . . . . . 53,167
10/14 W	31-13	SAN DIEGO . . . . . 67,465
10/21 L	7-28	at N.Y. Jets . . . . . 76,891
10/28 W	24-20	TAMPA BAY . . . . . 41,710
11/4 L	0-45	at Seattle . . . . . 64,915
11/11 L	16-17	HOUSTON . . . . . 44,464
11/18 L	7-17	at L.A. Raiders . . . . . 48,575
11/25 L	27-28	at N.Y. Giants . . . . . 74,383
12/2 W	16-13	DENVER . . . . . 38,949
12/9 W	34-7	SEATTLE . . . . . 34,855
12/16 W	42-21	at San Diego . . . . . 40,211

## TEAM STATISTICS

	CHIEFS	OPP				
TOTAL FIRST DOWNS	295	335				
Rushing	88	121				
Passing	178	122				
Penalty	29	22				
3rd Down: Made/Att.	73/221	89/246				
3rd Down Pct.	33.0	36.2				
4th Down: Made/Att.	13/6	9/24				
4th Down Pct.	16.7	37.5				
TOTAL NET YARDS	5095	5625				
Avg. Per Game	318.4	351.6				
Total Plays	1034	1159				
Avg. Per Play	4.9	4.9				
NET YARDS RUSHING	1527	1982				
Avg. Per Game	95.4	123.9				
Total Rushes	408	523				
Avg. Per Play	3.7	3.8				
NET YARDS PASSING	3568	3645				
Avg. Per Game	223.0	227.8				
Sacked/Yards Lost	33/301	50/364				
Gross Yards	3869	4009				
Attempts/Completions	593/305	586/329				
Pct. of Completions	51.4	56.1				
Had Intercepted	22	30				
PUNTS/AVERAGE	98/44.9	91/40.0				
Net Punting Avg.	37.5	33.6				
PENALTIES/YARDS	99/806	108/951				
FUMBLES/LOST	34/15	18/11				
TOUCHDOWNS	35	38				
Rushing	12	10				
Passing	21	19				
Returns	2	9				
TIME OF POSSESSION	27:25	32:25				
SCORE BY PERIODS						
	1	2	3	4	OT	Total
CHIEFS TOTAL	57	105	61	91	0	314
Opp. Total	37	127	73	87	0	324

## REGULAR STARTERS

## INDIVIDUAL STATISTICS

OFFENSE		DEFENSE	
WR	Carlos Carson	LE	Art Still
LT	Matt Herkenhoff	NT	Bill Maas
LG	Brad Budde	RE	Mike Bell
C	Bob Rush	LOLB	Ken McAlister
RG	Tom Condon	LILB	John Zamberlin
RT	Dave Lutz		Jerry Blanton
TE	Willie Scott	RILB	Gary Spani
WR	Henry Marshall	ROLB	Calvin Daniels
QB	Bill Kenney	LCB	Albert Lewis
	Todd Blackledge	RCB	Kevin Ross
RB	Herman Heard	SS	Lloyd Burruss
	Theotis Brown	FS	Deron Cherry
RB	Billy Jackson	P	Jim Arnold
K	Nick Lowery		

PRO BOWLERS IN BOLD

### AMERICAN CONFERENCE

### NATIONAL CONFERENCE

Western Division			
W	L	T	Pct.
Denver	13	3	0.813
Seattle +	12	4	0.750
L.A. Raiders +	11	5	0.688
Kansas City	8	8	0.500
San Diego	7	9	0.438
Central Division			
W	L	T	Pct.
Pittsburgh	9	7	0.563
Cincinnati	8	8	0.500
Cleveland	5	11	0.313
Houston	3	13	0.188
Eastern Division			
W	L	T	Pct.
Miami	14	2	0.875
New England	9	7	0.563
N.Y. Jets	7	9	0.438
Indianapolis	4	12	0.250
Buffalo	2	14	0.125

Western Division			
W	L	T	Pct.
San Francisco	15	1	0.938
L.A. Rams +	10	6	0.625
New Orleans	7	9	0.438
Atlanta	4	12	0.250
Central Division			
W	L	T	Pct.
Chicago	10	6	0.625
Green Bay	8	8	0.500
Tampa Bay	6	10	0.375
Detroit	4	11	0.261
Minnesota	3	13	0.188
Eastern Division			
W	L	T	Pct.
Washington	11	5	0.688
N.Y. Giants +	9	7	0.563
St. Louis	9	7	0.563
Dallas	9	7	0.563
Philadelphia	6	9	0.406

AFC Championship: MIAMI 45, Pittsburgh 28  
 NFC Championship: SAN FRANCISCO 23, Chicago 0  
 Super Bowl XIX: San Francisco 38, Miami 16

PASSING								
	Att.	Cmp.	Yds.	Pct.	TD	Int	LG	Rating
Kenney	282	151	2098	53.5	15	10	65f	80.7
Blackledge	294	147	1707	50.0	6	11	46f	59.2
Osiecki	17	7	64	41.2	0	1	19	27.6
CHIEFS TOTAL	593	305	3869	51.4	21	22	65f	68.5
Opp. Total	586	329	4009	56.1	19	30	80f	67.3

PASS RECEIVING						
	No.	Yds.	Avg.	LG	TD	
Marshall	62	912	14.7	37	4	
Carson	57	1078	18.9	57	4	
Brown	38	236	6.2	17	0	
Paige	30	541	18.0	65f	4	
Scott	28	253	9.0	27	3	
Heard	25	223	8.9	17	0	
B. Jackson	15	101	6.7	11	1	
Lacy	13	87	6.7	20	2	
W. Arnold	11	95	8.6	15	1	
Hancock	10	217	21.7	46f	1	
Smith	8	69	9.4	16	0	
Beckman	7	44	6.3	9	1	
Little	1	13	13.0	13	0	
CHIEFS TOTAL	305	3869	12.7	65f	21	
Opp. Total	329	4009	12.2	80f	19	

RUSHING						
	No.	Yds.	Avg.	LG	TD	
Heard	65	694	4.1	69f	4	
Brown	97	337	3.5	25	4	
B. Jackson	50	225	4.5	24	1	
Lacy	46	165	3.6	16	2	
Blackledge	18	102	5.7	26	1	
Paige	3	19	6.3	9	0	
Gunter	15	12	0.8	4	0	
Ricks	2	1	0.5	1	0	
W. Arnold	1	0	0.0	0	0	
Osiecki	1	-2	-2.0	-2	0	
Kenney	9	-8	-0.9	-1	0	
Carson	1	-8	-8.0	-8	0	
CHIEFS TOTAL	408	1527	3.7	69f	12	
Opp. Total	523	1982	3.8	52	10	

## TEAM LEADERS

Scoring: Nick Lowery	104 pts: 35 PATs, 23 FGs
INTs: Deron Cherry	7-140 yds., 0 TDs
Tackles: Art Still	131 (107 solo)
Sacks: Art Still	14.5 (-86.0 yds.)
Punting: Jim Arnold	98-4397 yds., 44.9 avg., 22 In 20, 63 LG
Punt Returns: J.T. Smith	39-332 yds., 8.5 avg., 0 TDs
Kickoff Returns: J.T. Smith	19-391 yds., 20.6 avg., 0 TDs

# 1983 KANSAS CITY CHIEFS

Head Coach: John Mackovic



Preseason		Record: 2-2	
8/6	W 2-7	at Cincinnati	42,662
8/13	L 13-17	DETROIT	32,885
8/20	W 17-16	ST. LOUIS	34,070
8/27	L 17-20	at Chicago	56,311
Regular Season		Record: 6-10 (4th - AFC West)	
9/4	W 17-13	SEATTLE	42,531
9/12	L 14-17	SAN DIEGO (Mon.) (N)	62,150
9/18	L 12-27	at Washington	52,610
9/25	L 6-14	at Miami	50,785
10/2	W 38-14	ST. LOUIS	58,975
10/9	L 20-21	at L.A. Raiders	40,492
10/16	W 38-17	N.Y. GIANTS	55,449
10/23	W 13-10 OT	at Houston	39,462
10/30	L 24-27	at Denver	76,640
11/6	L 20-28	L.A. RAIDERS	75,497
11/13	W 20-15	CINCINNATI	46,711
11/20	L 21-41	at Dallas	64,102
11/27	L 48-51 OT	at Seattle	56,793
12/4	L 9-14	BUFFALO	27,104
12/11	L 38-41	at San Diego	35,510
12/18	W 48-17	DENVER	11,377

## TEAM STATISTICS

	CHIEFS	OPP
TOTAL FIRST DOWNS	314	319
Rushing	83	136
Passing	208	158
Penalty	23	25
3rd Down: Made/Att.	93/234	83/221
3rd Down Pct.	39.7	39.6
4th Down: Made/Att.	4.9	7/12
4th Down Pct.	44.4	58.3
TOTAL NET YARDS	5595	5386
Total Plays	349.7	335.6
Avg. Per Game	1074	1089
Avg. Per Play	5.2	4.9
NET YARDS RUSHING	1254	2275
Avg. Per Game	78.4	142.2
Total Rushes	387	554
Avg. Per Play	3.2	4.1
NET YARDS PASSING	4341	3111
Avg. Per Game	271.3	194.4
Gross Yards	48,343	35,250
Attempts/Completions	641/369	500/261
Pct. of Completions	57.6	52.2
Had Intercepted	19	30
PUNTS/AVERAGE	93/39.9	85/41.2
Net Punting Avg.	32.6	33.8
PENALTIES-YARDS	113/91	105/83.7
FUMBLES/LOST	30/19	34/21
TOUCHDOWNS	45	44
Rushing	13	19
Passing	29	21
Returns	3	4
TIME OF POSSESSION	28:35	31:07
SCORE BY PERIODS		
CHIEFS TOTAL	86	96
Opp. Total	57	89
	2	3
	4	116
	3	130
	3	3
	3	367

## REGULAR STARTERS

OFFENSE		DEFENSE	
WR	Carlos Carson	LE	Art Still
LT	Matt Herkenhoff	NT	Dino Mangiero
LG	Brad Budde	RE	Mike Bell
C	Bob Rush	LOLB	Thomas Howard
RG	Tom Condon	LILB	Jerry Blanton
	Bob Simmons	RILB	Gary Spani
RT	Dave Lutz	ROLB	Calvin Daniels
TE	Willie Scott	LCB	Gary Green
WR	Anthony Hancock	RCB	Lucious Smith
	Henry Marshall	SS	Lloyd Burruss
QB	Bill Kenney	FS	Deron Cherry
TE	Ed Beckman	P	Jim Arnold
RB	Theotis Brown		
RB	Billy Jackson		
K	Nick Lowery		

PRO BOWLERS IN BOLD

## INDIVIDUAL STATISTICS

	PASSING							Rating
	Att.	Cmp.	Yds.	Pct.	TD	Int	LG	
Kenney	603	346	4348	57.4	24	18	53	80.8
Blackledge	34	20	259	58.8	3	0	43	112.3
J. Thomas	2	1	18	50	1	0	18	81.3
Carson	3	1	48	100.0	1	0	48	158.3
Brown	1	1	11	100.0	0	0	11	112.5
Marshall	0	0	0	0.0	0	0	0	0.0
CHIEFS TOTAL	641	369	4684	57.6	29	19	53	83.2
Opp. Total	500	261	3361	52.2	21	30	58	62.6

	PASS RECEIVING				TD
	No.	Yds.	Avg.	LG	
Carson	80	1351	16.9	52	7
Marshall	50	500	788	15.8	6
Brown	47	418	8.9	53	2
Hancock	37	584	15.8	50	1
B. Jackson	32	243	7.6	29	0
Paige	30	528	17.6	43	6
K. Thomas	30	254	8.5	25	1
Scott	29	247	8.5	22	6
Beckman	13	130	10.0	20	0
J. Thomas	8	33	4.1	7	0
J. T. Smith	7	85	12.1	18	0
Ricks	3	5	1.7	7	0
Hadnot	2	18	9.0	16	0
Kenney	1	0	0.0	0	0
CHIEFS TOTAL	369	4684	12.7	53	29
Opp. Total	261	3361	12.9	58	21

	RUSHING				TD
	No.	Yds.	Avg.	LG	
B. Jackson	152	499	3.3	19	2
Brown	124	467	3.8	49	8
J. Thomas	44	115	2.6	11	0
Kenney	23	59	2.6	11	3
K. Thomas	15	55	3.7	28	0
Ricks	21	28	1.3	10	0
Carson	2	20	10.0	18	0
Hadnot	4	10	2.5	7	0
Scott	1	1	1.0	1	0
Blackledge	1	0	0.0	0	0
CHIEFS TOTAL	387	1254	3.2	49	13
Opp. Total	554	2275	4.1	60	19

## TEAM LEADERS

Scoring: Nick Lowery	116 pts: 44 PATs, 24 FGs
INTs: Deron Cherry	7-100 yds., 0 TDs
Tackles: Jerry Blanton	136 (83 solo)
Sacks: Mike Bell	10.0 (-62.0 yds.)
Punting: Jim Arnold	93-3710 yds., 39.9 avg., 21 In 20, 64 LG
Punt Returns: J.T. Smith	26-210 yds., 8.1 avg., 0 TDs
Kickoff Returns: Theotis Brown	15-301 yds., 20.1 avg., 0 TDs

## AMERICAN CONFERENCE

Western Division			
W	L	T	Pct.
L.A. Raiders	12	4	0.750
Seattle	9	7	0.563
Denver	9	7	0.563
San Diego	6	10	0.375
Kansas City	6	10	0.375
Central Division			
W	L	T	Pct.
Pittsburgh	10	6	0.625
Cleveland	9	7	0.563
Cincinnati	7	9	0.483
Houston	2	14	0.125
Eastern Division			
W	L	T	Pct.
Miami	12	4	0.750
New England	8	8	0.500
Buffalo	8	8	0.500
Baltimore	7	9	0.438
N.Y. Jets	7	9	0.438

## NATIONAL CONFERENCE

Western Division			
W	L	T	Pct.
San Francisco	10	6	0.625
L.A. Rams	9	7	0.563
New Orleans	8	8	0.500
Atlanta	7	9	0.438
Central Division			
W	L	T	Pct.
Detroit	9	7	0.563
Chicago	8	8	0.500
Green Bay	8	8	0.500
Minnesota	8	8	0.500
Tampa Bay	2	14	0.125
Eastern Division			
W	L	T	Pct.
Washington	14	2	0.875
Dallas	12	4	0.750
St. Louis	8	7	0.531
Philadelphia	5	11	0.313
N.Y. Giants	3	12	0.219

AFC Championship: L.A. RAIDERS 30, Seattle 14  
 AFC Championship: WASHINGTON 24, San Francisco 21  
 Super Bowl XVIII: L.A. Raiders 38, Washington 9

# 1982 KANSAS CITY CHIEFS

Head Coach: Marv Levy



Preseason		Record: 2-1-1	
8/13 W	26-10	CINCINNATI	39,815
8/21 L	3-6	at New Orleans	46,585
8/28 T	17-17 OT	MIAMI	42,290
9/4 W	10-6	at St. Louis	39,926
Regular Season		Record: 3-6 (4th - AFC West)	
9/12 L	9-14	at Buffalo	79,383
9/19 W	19-12	SAN DIEGO	60,514
9/23		ATLANTA	Cancelled*
10/3		at Seattle	Cancelled*
10/10		HOUSTON	Cancelled*
10/17		at San Diego	Cancelled*
10/24		N.Y. Jets	Rescheduled (1/2)*
10/31		SEATTLE	Cancelled*
11/7		at Oakland	Cancelled*
11/14		DENVER	Cancelled*
11/21 L	17-27	at New Orleans	39,341
11/28 L	14-20	at L.A. Rams	45,793
12/5 L	14-35	at Pittsburgh	52,090
12/12 L	16-21	OAKLAND	26,307
12/19 W	37-16	at Denver	74,192
12/26 L	13-26	SAN FRANCISCO	24,319
1/2 W	37-13	N.Y. JETS	11,902

\*Season shortened to nine games due to NFLPA strike.

## REGULAR STARTERS

OFFENSE		DEFENSE	
WR	Henry Marshall	LE	Art Still
LT	Matt Herkenhoff	NT	Ken Kremer
LG	Brad Budde	RE	Mike Bell
C	Jack Rudnay		Dave Lindstrom
RG	Tom Condon	LOLB	Thomas Howard
RT	Charlie Getty	LILB	Jerry Blanton
TE	Al Dixon	RILB	Gary Spani
WR	Carlos Carson	ROLB	Charles Jackson
QB	Bill Kenney	LCB	Gary Green
RB	Joe Delaney	RCB	Eric Harris
RB	Billy Jackson	SS	Lloyd Burruss
K	Nick Lowery	FS	Gary Barbaro
		P	Jeff Gossett

### PRO BOWLERS IN BOLD

AMERICAN CONFERENCE					NATIONAL CONFERENCE				
	W	L	T	Pct.		W	L	T	Pct.
L.A. Raiders	8	1	0	.889	Washington	8	1	0	.889
Miami	7	2	0	.778	Dallas	6	3	0	.667
Cincinnati	7	2	0	.778	Green Bay	5	3	1	.611
Pittsburgh	6	3	0	.667	Minnesota	5	4	0	.556
San Diego	6	3	0	.667	Atlanta	5	4	0	.556
N.Y. Jets	6	3	0	.667	St. Louis	5	4	0	.556
New England	5	4	0	.556	Tampa Bay	5	4	0	.556
Cleveland	4	5	0	.444	Detroit	4	5	0	.444
Buffalo	4	5	0	.444	New Orleans	4	5	0	.444
Seattle	4	5	0	.444	N.Y. Giants	4	5	0	.444
Kansas City	3	6	0	.333	San Francisco	3	6	0	.333
Denver	2	7	0	.222	Chicago	3	6	0	.333
Houston	1	8	0	.111	Philadelphia	3	6	0	.333
Baltimore	0	8	1	.056	L.A. Rams	2	7	0	.222

As the result of a 57-day players' strike, the 1982 NFL regular season schedule was reduced from 16 weeks to 9. At the conclusion of the regular season, the NFL conducted a 16-team postseason Super Bowl Tournament. Eight teams from each conference were seeded 1-8 based on their records during the season.

AFC Championship: MIAMI 14, N.Y. Jets 0  
 NFC Championship: WASHINGTON 31, Dallas 17  
 Super Bowl XVII: Washington 27, Miami 17

## TEAM STATISTICS

	CHIEFS	OPP.				
TOTAL FIRST DOWNS	163	170				
Rushing	71	69				
Passing	79	92				
Penalty	13	9				
3rd Down Made/Att.	48/126	65/123				
3rd Down Pct.	38.1	52.8				
4th Down Made/Att.	7/12	2/4				
4th Down Pct.	58.3	50.0				
TOTAL NET YARDS	2498	2733				
Avg. Per Game	277.6	303.7				
Total Plays	573	556				
Avg. Per Play	4.4	4.9				
NET YARDS RUSHING	943	1066				
Avg. Per Game	104.8	118.4				
Total Rushes	269	279				
Avg. Per Play	3.5	3.8				
NET YARDS PASSING	1555	1667				
Avg. Per Game	172.8	185.2				
Sacked/Yards Lost	40/309	15/120				
Gross Yards	1864	1787				
Attempts/Completions	264/145	262/155				
Pct. of Completions	54.9	59.2				
Had Intercepted	8	12				
PUNTS/AVERAGE	38/40.5	38/38.6				
Net Punting Avg.	29.0	32.1				
PENALTIES/YARDS	43/372	59/476				
FUMBLES/LOST	13/4	23/10				
TOUCHDOWNS	17	22				
Rushing	3	7				
Passing	10	19				
Returns	4	3				
TIME OF POSSESSION	30:1	29:49				
SCORE BY PERIODS						
	1	2	3	4	OT	Total
CHIEFS TOTAL	33	63	16	64	0	176
Opp. Total	40	55	31	58	0	184

## INDIVIDUAL STATISTICS

	PASSING							Rating
	Att.	Cmp.	Yds.	Pct.	TD	Int	LG	
Kenney	169	95	1192	56.2	7	6	51	77.0
Fuller	93	49	665	52.7	3	2	51	77.3
Gagliano	1	1	7	100.0	0	0	7	95.8
Marshall	1	0	0	0.0	0	0	0	39.6
CHIEFS TOTAL	264	145	1864	54.9	10	8	51	77.4
Opp. Total	262	155	1787	59.2	12	12	74	76.0

	PASS RECEIVING				
	No.	Yds.	Avg.	LG	TD
Marshall	40	549	13.7	44	3
Carson	27	494	18.3	51	2
Dixon	18	251	13.9	37	2
Hadnot	14	96	6.9	28	0
Delaney	11	53	4.8	13	0
Smith	10	168	16.8	51	0
Scott	8	49	6.1	13	1
Hancock	7	116	16.6	41	1
B. Jackson	5	41	8.2	13	0
Rome	2	25	12.5	16	0
Gaines	2	17	8.5	7	0
Bledsoe	1	5	5.0	5	0
CHIEFS TOTAL	145	1864	12.9	51	10
Opp. Total	155	1787	11.5	74	12

	RUSHING				
	No.	Yds.	Avg.	LG	TD
Delaney	95	380	4.0	36	0
B. Jackson	86	243	2.8	18	3
Hadnot	46	172	3.7	25	0
Fuller	10	56	5.6	12	0
Kenney	13	40	3.1	12	0
Marshall	3	25	8.3	16	0
Bledsoe	10	20	2.0	5	0
Thompson	4	7	1.8	4	0
Gaines	1	0	0.0	0	0
Studdard	1	0	0.0	0	0
CHIEFS TOTAL	269	943	3.5	36	3
Opp. Total	279	1066	3.8	24	7

### TEAM LEADERS

Scoring: Nick Lowery	74 pts: 17 PATs, 19 FGs
INTs: Eric Harris	3-66 yds, 1 TD
Gary Barbaro	3-48 yds, 1 TD
Tackles: Art Still	68 (44 solo)
Sacks: Art Still	3.5 (-30.5 Yds)
Punting: Jeff Gossett	33-1366 yds, 41.1 avg., 6 in 20, 56 LG
Punt Returns: Anthony Hancock	12-103 yds, 8.6 avg., 0 TDs
Kickoff Returns: Anthony Hancock	27-609 yds, 22.6 avg., 0 TDs

# 1981 KANSAS CITY CHIEFS

Head Coach: Marv Levy



Preseason		Record: 1-3	
8/7	L 10-16	at Washington	32,488
8/15	W 13-0	CHICAGO	41,099
8/22	L 3-16	ST. LOUIS	42,550
8/28	L 7-31	at Miami	36,896

Regular Season		Record: 9-7 (3rd - AFC West)	
9/6	W 37-33	at Pittsburgh	53,305
9/13	W 19-10	TAMPA BAY	50,555
9/20	L 31-42	SAN DIEGO	63,866
9/27	W 20-14	at Seattle	59,255
10/4	L 17-33	at New England	55,931
10/11	W 27-0	OAKLAND	76,543
10/18	W 28-14	DENVER	74,672
10/25	W 28-17	at Oakland	42,914
11/1	L 20-22	at San Diego	51,307
11/8	L 13-16 OT	CHICAGO	60,605
11/15	W 23-10	HOUSTON	73,984
11/22	W 40-13	SEATTLE	49,002
11/26	L 10-27	at Detroit (Thur.) (Thanksgiving)	76,735
12/6	L 13-16	at Denver	74,744
12/13	L 7-17	MIAMI	57,407
12/20	W 10-6	at Minnesota	41,110

## TEAM STATISTICS

	CHIEFS	OPP.				
TOTAL FIRST DOWNS	315	316				
Rushing	160	112				
Passing	132	177				
Penalty	23	27				
3rd Down: Made/Att.	91/217	83/238				
3rd Down Pct.	41.9	35.1				
TOTAL NET YARDS	5273	5373				
Avg. Per Game	329.6	335.8				
Total Plays	1057	1102				
Avg. Per Play	5.0	4.9				
NET YARDS RUSHING	2633	1747				
Total Rushes	164.6	109.2				
Avg. Per Game	610	507				
Avg. Per Play	4.3	3.4				
NET YARDS PASSING	2640	3626				
Avg. Per Game	165.0	226.6				
Sacked/Yards Lost	37/277	27/195				
Gross Yards	2917	3821				
Attempts/Completions	410/224	567/291				
Pct. of Completions	54.6	51.3				
Had Intercepted	22	26				
PUNTS/AVERAGE	70/36.5	80/38.9				
Net Punting Avg.	33.2	30.8				
PENALTIES-YARDS	96/920	88/723				
FUMBLES-LOST	36/24	42/21				
TOUCHDOWNS	38	34				
Rushing	22	17				
Passing	12	16				
Returns	4	1				
TIME OF POSSESSION	31:01	28:59				
SCORE BY PERIODS						
	1	2	3	4	OT	Total
CHIEFS TOTAL	85	69	85	104	0	343
Opp. Total	82	97	51	57	3	290

## REGULAR STARTERS

OFFENSE		DEFENSE	
WR	Henry Marshall	LE	Art Still
LT	Matt Herkenhoff	NT	Don Parrish
LG	Brad Budde		Ken Kremer
C	Jack Rudnay	RE	Mike Bell
RG	Tom Condon	LOLB	Thomas Howard
RT	Charlie Getty	LILB	Jerry Blanton
TE	Al Dixon	RILB	Gary Spani
WR	J.T. Smith	ROLB	Charles Jackson
QB	Bill Kenney	LCB	Gary Green
RB	Joe Delaney	RCB	Eric Harris
RB	James Hadnot	SS	Lloyd Burruss
K	Nick Lowery	FS	Gary Barbaro
		P	Bob Grupp

### PRO BOWLERS IN BOLD

### AMERICAN CONFERENCE

	Western Division			
	W	L	T	Pct.
San Diego	10	6	0	.625
Denver	10	6	0	.625
Kansas City	9	7	0	.563
Oakland	7	9	0	.438
Seattle	6	10	0	.375
Central Division				
	W	L	T	Pct.
Cincinnati	12	4	0	.750
Pittsburgh	8	8	0	.500
Houston	7	9	0	.438
Cleveland	5	11	0	.313
Eastern Division				
	W	L	T	Pct.
Miami	11	4	1	.719
N.Y. Jets †	10	5	1	.656
Buffalo †	10	6	0	.625
Baltimore	2	14	0	.125
New England	2	14	0	.125

### NATIONAL CONFERENCE

	Western Division			
	W	L	T	Pct.
San Francisco	13	3	0	.813
Atlanta	7	9	0	.438
Los Angeles	6	10	0	.375
New Orleans	4	12	0	.250
Central Division				
	W	L	T	Pct.
Tampa Bay	9	7	0	.563
Detroit	8	8	0	.500
Green Bay	8	8	0	.500
Minnesota	7	9	0	.438
Chicago	6	10	0	.375
Eastern Division				
	W	L	T	Pct.
Dallas	12	4	0	.750
Philadelphia †	10	6	0	.625
N.Y. Giants †	9	7	0	.563
Washington	8	8	0	.500
St. Louis	7	9	0	.438

## INDIVIDUAL STATISTICS

	PASSING							
	Att.	Cmp.	Yds.	Pct.	TD	Int	LG	Rating
Kenney	274	147	1983	53.6	9	16	64	63.8
Fuller	134	77	934	57.5	3	4	53	73.9
Marshall	1	0	0	0.0	0	1	0	0.0
Hadnot	1	0	0	0.0	0	1	0	0.0
CHIEFS TOTAL	410	224	2917	54.6	12	22	64	64.4
Opp. Total	567	291	3821	51.3	16	26	86	63.1
	PASS RECEIVING							
	No.	Yds.	Avg.	LG	TD			
J.T. Smith	63	852	13.5	42	2			
Marshall	38	620	16.3	64	4			
Dixon	28	356	12.3	48	2			
Hadnot	23	215	9.3	20	0			
Delaney	22	246	11.2	61	0			
Rome	17	203	11.9	23	1			
McKnight	8	77	9.6	23	0			
Carson	7	179	25.6	53	1			
B. Jackson	6	31	5.2	10	1			
Scott	5	72	14.4	26	1			
Bledsoe	3	27	9.0	17	0			
Murphy	2	36	18.0	22	0			
Williams	1	3	3.0	3	0			
CHIEFS TOTAL	224	2917	13.0	64	12			
Opp. Total	291	3821	13.1	86	16			
	RUSHING							
	No.	Yds.	Avg.	LG	TD			
Delaney	234	1121	4.8	82	3			
Hadnot	140	603	4.3	30	3			
B. Jackson	111	398	3.6	31	10			
McKnight	54	195	3.6	26	5			
Fuller	19	118	6.2	27	0			
Kenney	24	89	3.7	21	1			
Marshall	3	69	23.0	34	0			
Bledsoe	20	65	3.3	13	0			
Williams	2	0	0.0	3	0			
Carson	1	-1	-1.0	-1	0			
Dixon	1	-5	-5.0	-5	0			
Grupp	1	-19	-19.0	-19	0			
CHIEFS TOTAL	610	2633	4.3	82	22			
Opp. Total	507	1747	3.5	30	17			
TEAM LEADERS								
Scoring: Nick Lowery	115 pts: 37 PATs, 26 FGs							
INTs: Eric Harris	7-109 yds, 1 TD							
Tackles: Gary Spani	153 (104 solo)							
Sacks: Ken Kremer	8.0 (57.5 yds.)							
Punting: Bob Grupp	41-1556 yds., 38.0 avg., 5 in 20, 57 LG							
Punt Returns: J.T. Smith	50-528 yds., 10.6 avg., 0 TDs							
Kickoff Returns: James Murphy	20-457 yds., 22.9 avg., 0 TDs							

AFC Championship: CINCINNATI 27, San Diego 7  
 NFC Championship: SAN FRANCISCO 28, Dallas 27  
 Super Bowl XVI: San Francisco 26, Cincinnati 21

# 1980 KANSAS CITY CHIEFS

Head Coach: Marv Levy



Preseason		Record: 3-1
8/9	W 42-0	CLEVELAND 38,055
8/18	W 24-10	MINNESOTA 39,879
8/23	W 20-10	at St. Louis 41,687
8/30	L 21-31	San Francisco (Tucson, AZ) 27,000
Regular Season		Record: 8-8 (3rd, tie - AFC West)
9/7	L 14-27	OAKLAND 54,269
9/14	L 16-17	SEATTLE 42,403
9/21	L 13-20	at Cleveland 63,614
9/28	L 7-24	SAN DIEGO 45,161
10/5	W 31-17	at Oakland 40,153
10/12	W 21-20	HOUSTON 75,048
10/19	W 23-17	at Denver 74,459
10/26	W 20-17	DETROIT 59,391
11/2	L 24-31	BALTIMORE 52,383
11/9	W 31-30	at Seattle 58,976
11/16	L 7-20	at San Diego 50,248
11/23	W 21-13	at St. Louis 42,871
11/30	L 6-20	CINCINNATI 41,594
12/7	W 31-14	DENVER 40,237
12/14	L 16-21	at Pittsburgh 50,013
12/21	W 38-28	at Baltimore 19,641

## TEAM STATISTICS

	CHIEFS	OPP.				
TOTAL FIRST DOWNS	270	328				
Rushing	130	136				
Passing	122	179				
Penalty	18	13				
3rd Down: Made/Att.	93/230	109/231				
3rd Down Pct.	40.4	47.2				
TOTAL NET YARDS	4321	5315				
Avg. Per Game	270.1	332.2				
Total Plays	1009	1096				
Avg. Per Play	4.2	4.8				
NET YARDS RUSHING	1873	2206				
Avg. Per Game	117.1	137.9				
Total Rushes	552	536				
Avg. Per Play	3.4	4.1				
NET YARDS PASSING	2448	3109				
Avg. Per Game	153.0	194.3				
Sacked/Yards Lost	57/241	37/284				
Gross Yards	2869	3394				
Attempts/Completions	401/237	523/278				
Pct. of Completions	59.1	53.2				
Had Intercepted	14	28				
PUNTS/AVERAGE	85/390	67/41.6				
Net Punting Avg.	33.7	31.4				
PENALTIES/YARDS	74/698	82/617				
FUMBLE/LOST	42/16	26/15				
TOUCHDOWNS	37	42				
Rushing	15	17				
Passing	15	25				
Returns	7	0				
SAFETIES	0	0				
SCORE BY PERIODS	1	2	3	4	OT	Total
CHIEFS TOTAL	58	105	75	81	0	319
Opp. Total	62	109	80	85	0	336

## REGULAR STARTERS

## INDIVIDUAL STATISTICS

OFFENSE		DEFENSE	
WR	Henry Marshall	LE	Art Still
LT	Matt Herkenhoff	NT	Don Parrish
LG	Bob Simmons	RE	Dave Lindstrom
C	Jack Rudnay	LOLB	Thomas Howard
RG	Tom Condon	LILB	Frank Manumaleuga
RT	Charlie Getty	RILB	Gary Spani
	Jim Rourke	ROLB	Whitney Paul
TE	Mike Williams	LCB	Gary Green
WR	J.T. Smith	RCB	Eric Harris
QB	Steve Fuller	SS	Herb Christopher
RB	Tony Reed	FS	Gary Barbaro
	James Hadnot	P	Bob Grupp
RB	Ted McKnight		
K	Nick Lowery		

### PRO BOWLERS IN BOLD

### AMERICAN CONFERENCE

### NATIONAL CONFERENCE

Western Division			
W	L	T	Pct.
San Diego	11	5	0.688
Oakland †	11	5	0.688
Kansas City	8	8	0.500
Denver	8	8	0.500
Seattle	4	12	0.250
Central Division			
W	L	T	Pct.
Cleveland	11	5	0.688
Houston †	11	5	0.688
Pittsburgh	9	7	0.963
Cincinnati	6	10	0.375
Eastern Division			
W	L	T	Pct.
Buffalo	11	5	0.688
New England	10	6	0.625
Miami	8	8	0.500
Baltimore	7	9	0.438
N.Y. Jets	4	12	0.250

Western Division			
W	L	T	Pct.
Atlanta	12	4	0.750
Los Angeles †	11	5	0.688
San Francisco	6	10	0.375
New Orleans	1	15	0.063
Central Division			
W	L	T	Pct.
Minnesota	9	7	0.563
Detroit	9	7	0.563
Chicago	7	9	0.438
Tampa Bay	5	10	0.344
Green Bay	5	10	0.344
Eastern Division			
W	L	T	Pct.
Philadelphia	12	4	0.750
Dallas †	12	4	0.750
Washington	6	10	0.375
St. Louis	5	11	0.313
N.Y. Giants	4	12	0.250

PASSING								
	Att.	Cmp.	Yds.	Pct.	TD	Int	LG	Rating
Fuller	320	193	2250	60.3	10	12	77	76.1
Kenney	69	37	542	53.6	5	2	75	91.4
Clements	12	7	77	58.3	0	0	18	77.4
CHIEFS TOTAL	401	237	2869	59.1	15	14	77	78.9
Opp. Total	523	278	3394	53.2	25	28	62	67.0

PASS RECEIVING						
	No.	Yds.	Avg.	LG	TD	
Marshall	47	799	17.0	75	6	
J.T. Smith	46	655	14.2	77	2	
Reed	44	422	9.6	34	1	
McKnight	38	320	8.4	26	0	
Hadnot	15	97	6.5	18	0	
Gartl	9	68	7.6	33	0	
Samuels	8	110	13.8	34	2	
Dixon	7	115	16.4	32	1	
Bellon	5	94	18.8	55	0	
Morgado	5	27	5.4	10	1	
Rome	3	58	19.3	33	0	
Garcia	3	27	9.0	10	1	
Williams	2	9	4.5	6	1	
CHIEFS TOTAL	237	2869	12.1	77	15	
Opp. Total	278	3394	12.2	63	25	

RUSHING					
	No.	Yds.	Avg.	LG	TD
McKnight	206	693	3.4	25	3
Fuller	60	274	4.5	38	4
Bellon	68	273	4.0	14	2
Hadnot	76	244	3.2	11	2
Reed	68	180	2.6	24	0
Morgado	47	120	2.6	11	4
Carson	2	41	20.5	37	0
Gartl	9	32	3.6	11	0
Marshall	3	22	7.3	9	0
Kenney	8	8	1.0	4	0
Clements	2	0	0.0	0	0
Grupp	3	-14	-4.7	-4	0
CHIEFS TOTAL	552	1873	3.4	38	15
Opp. Total	536	2201	4.1	57	17

### TEAM LEADERS

Scoring: Nick Lowery	87 pts: 37 PATs, 20 FGs
INTs: Gary Barbaro	10-163 yds., 0 TDs
Tackles: Gary Spani	149 (96 solo)
Sacks: Art Still	14.5 (-115.0 yds.)
Punting: Bob Grupp	84-3317 yds., 39.5 avg., 23 In 20, 57 LG
Punt Returns: J.T. Smith	40-581 yds., 14.5 avg., 2 TDs
Kickoff Returns: Carlos Carson	40-917 yds., 22.9 avg., 0 TDs

AFC Championship: Oakland 34, SAN DIEGO 27  
 NFC Championship: PHILADELPHIA 20, Dallas 7  
 Super Bowl XV: Oakland 27, Philadelphia 10

# 1979 KANSAS CITY CHIEFS

Head Coach: Marv Levy



Preseason		Record: 3-1	
8/4 L	10-14	at Green Bay	53,994
8/9 W	24-21	PHILADELPHIA	33,578
8/18 W	20-3	ST. LOUIS	43,214
8/23 W	25-0	at Minnesota	39,578

Regular Season		Record: 7-9 (5th - AFC West)	
9/2 W	14-0	BALTIMORE	50,442
9/9 L	24-27	CLEVELAND	42,181
9/16 L	6-20	at Houston	45,684
9/23 W	35-7	OAKLAND	67,281
9/30 W	24-6	at Seattle	61,169
10/7 W	10-7	at Cincinnati	40,041
10/14 L	10-24	DENVER	74,292
10/21 L	17-21	N.Y. GIANTS	45,742
10/28 L	3-20	at Denver	74,908
11/4 L	14-20	SAN DIEGO	59,353
11/11 L	3-30	PITTSBURGH	70,132
11/18 W	24-21	at Oakland	53,596
11/25 L	7-28	at San Diego	50,078
12/2 W	37-21	SEATTLE	42,160
12/9 W	10-7	at Baltimore	25,684
12/16 L	0-3	at Tampa Bay	63,624


## TEAM STATISTICS

	CHIEFS	OPP.				
TOTAL FIRST DOWNS	241	237				
Rushing	122	102				
Passing	91	169				
Penalty	28	26				
3rd Down Made/Att.	76/235	108/259				
3rd Down Pct.	32.3	41.7				
TOTAL NET YARDS	3976	4971				
Avg. Per Game	248.5	310.7				
Total Plays	972	1088				
Avg. Per Play	4.1	4.6				
NET YARDS RUSHING	2316	1847				
Avg. Per Game	144.8	115.4				
Total Rushes	569	522				
Avg. Per Play	4.1	3.5				
NET YARDS PASSING	1660	3124				
Avg. Per Game	103.8	195.3				
Sacked/Yards Lost	42/293	38/280				
Gross Yards	1953	3404				
Attempts/Completions	361/190	528/296				
Pct. of Completions	52.6	56.1				
Had Intercepted	18	23				
PLAYS/AVERAGE	90/43.1	88/38.8				
Net Punting Avg.	37.2	30.5				
PENALTIES/YARDS	108/971	127/1012				
FUMBLES/LOST	31/18	34/14				
TOUCHDOWNS	29	32				
Rushing	18	8				
Passing	7	22				
Returns	4	2				
SAFETIES	0	0				
SCORE BY PERIODS	1	2	3	4	OT	Total
CHIEFS TOTAL	52	53	40	93	0	238
Opp. Total	64	55	64	79	0	262

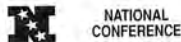
## REGULAR STARTERS

OFFENSE		DEFENSE	
WR	Henry Marshall	LE	Art Still
LT	Charlie Getty	NT	Don Parrish
LG	Bob Simmons	RE	Sylvester Hicks
C	Jack Rudny	LOLB	Whitney Paul
RG	Tom Condon	LILB	Frank Manumaleuga
RT	Jim Nicholson	RILB	Gary Spani
TE	Walter White	ROLB	Thomas Howard
WR	J.T. Smith	LCB	Gary Green
QB	Steve Fuller	RCB	Tim Collier
TE	Tony Samuels	SS	M.L. Carter
RB	Tony Reed	SS	Jerry Reese
RB	Ted McKnight	FS	Gary Barbaro
K	Jan Stenerud	P	Bob Grupp

### PRO BOWLERS IN BOLD



Western Division			
W	L	T	Pct.
San Diego	12	4	0.750
Denver †	10	6	0.625
Seattle	9	7	0.563
Oakland	9	7	0.563
Kansas City	7	9	0.438
Central Division			
W	L	T	Pct.
Pittsburgh	12	4	0.750
Houston †	11	5	0.688
Cleveland	9	7	0.563
Cincinnati	4	12	0.250
Eastern Division			
W	L	T	Pct.
Miami	10	6	0.625
New England	9	7	0.563
N.Y. Jets	8	8	0.500
Buffalo	7	9	0.438
Baltimore	5	11	0.313



Western Division			
W	L	T	Pct.
Los Angeles	9	7	0.563
New Orleans	8	8	0.500
Atlanta	6	10	0.375
San Francisco	2	14	0.125
Central Division			
W	L	T	Pct.
Tampa Bay	10	6	0.625
Chicago †	10	6	0.625
Minnesota	7	9	0.438
Green Bay	5	11	0.313
Detroit	2	14	0.125
Eastern Division			
W	L	T	Pct.
Dallas	11	5	0.688
Philadelphia †	11	5	0.688
Washington	10	6	0.625
N.Y. Giants	6	10	0.375
St. Louis	5	11	0.313

## INDIVIDUAL STATISTICS

	PASSING							
	Att.	Cmp.	Yds.	Pct.	TD	Int	LG	Rating
Fuller	270	146	1484	54.1	6	14	40	55.8
Livingston	90	44	469	48.9	1	4	38	49.9
Grupp	1	0	0	0.0	0	0	0	39.6
CHIEFS TOTAL	361	190	1953	52.6	7	18	40	54.0
Opp. Total	528	296	3404	56.1	22	23	56	71.4
	PASS RECEIVING							
	No.	Yds.	Avg.	LG	TD			
McKnight	38	226	6.0	24	0			
Reed	34	352	10.4	40	0			
J.T. Smith	33	444	13.5	34	3			
Marshall	21	332	15.8	38	1			
Williams	16	129	8.1	25	2			
Gant	15	101	6.7	26	0			
Samuels	14	147	10.5	30	0			
Morgado	5	55	11.0	22	0			
Gaunt	5	87	17.4	23	1			
Belton	4	44	11.0	23	0			
White	3	15	5.0	12	0			
Beckman	2	21	10.5	12	0			
CHIEFS TOTAL	190	1953	10.3	40	7			
Opp. Total	296	3404	11.5	56	22			
	RUSHING							
	No.	Yds.	Avg.	LG	TD			
McKnight	153	755	4.9	84	8			
Reed	113	446	4.0	23	1			
Fuller	50	264	5.3	49	1			
Williams	69	261	3.8	22	1			
Morgado	75	231	3.1	19	4			
Gant	56	196	3.5	16	1			
Belton	44	134	3.0	19	1			
Marshall	2	34	17.0	23	1			
Livingston	3	2	0.7	5	0			
Haslip	2	1	0.5	1	0			
Manumaleuga	1	-3	-3.0	-3	0			
Rome	1	5	5.0	5	0			
CHIEFS TOTAL	569	2316	4.1	84	18			
Opp. Total	522	1847	3.5	41	8			
TEAM LEADERS								
Scoring:	Jan Stenerud	64	pts:	23 PATs, 12 FGs				
INTs:	Gary Barbaro	7-142	yds., 1 TD					
Tackles:	Gary Spani	157	(115 solo)					
Sacks:	Art Still	8.5	(-63.5 yds.)					
Punting:	Bob Grupp	89-3883	yds., 43.6 avg., 23 In 20, 74 LG					
Punt Returns:	J.T. Smith	58-612	yds., 10.6 avg., 2 TDs					
Kickoff Returns:	Horace Belton	22-463	yds., 21.0 avg., 0 TDs					

AFC Championship: PITTSBURGH 27, Houston 13  
 NFC Championship: L. A. Rams 9, TAMPA BAY 0  
 Super Bowl XIV: Pittsburgh 31, Los Angeles 19

# 1978 KANSAS CITY CHIEFS

Head Coach: Marv Levy

4-12

Preseason		Record: 2-2	
8/5	W 17-14	at Green Bay	54,453
8/12	W 17-13	MINNESOTA	41,092
8/20	L 7-24	at New England	39,043
8/26	L 7-12	ST. LOUIS	40,884
Regular Season		Record: 4-12 (5th - AFC West)	
9/3	W 24-23	at Cincinnati	41,810
9/10	L 17-20	HOUSTON	40,213
9/17	L 10-26	at N.Y. Giants	70,546
9/24	L 17-23 OT	DENVER	60,593
10/1	L 13-28	at Buffalo	47,310
10/8	L 13-30	TAMPA BAY	38,201
10/15	L 6-28	at Oakland	50,759
10/22	W 17-3	CLEVELAND	41,157
10/29	L 24-27	at Pittsburgh	48,185
11/5	L 10-20	OAKLAND	75,418
11/12	L 23-29 OT	at San Diego	41,395
11/19	L 10-13	SEATTLE	35,252
11/26	W 23-0	SAN DIEGO	26,248
12/3	W 14-10	BUFFALO	25,781
12/10	L 3-24	at Denver	74,149
12/17	L 19-23	at Seattle	58,490

## TEAM STATISTICS

	CHIEFS	OPP.				
TOTAL FIRST DOWNS	287	284				
Rushing	160	138				
Passing	98	122				
Penalty	29	24				
3rd Down: Made/Att.	102/247	98/225				
3rd Down Pct.	41.3	43.6				
TOTAL NET YARDS	4820	4971				
Avg. Per Game	301.3	310.7				
Total Plays	1054	995				
Avg. Per Play	4.6	5.0				
NET YARDS RUSHING	2986	2389				
Avg. Per Game	213.3	149.3				
Total Rushes	663	601				
Avg. Per Play	4.5	4.0				
NET YARDS PASSING	1834	2582				
Avg. Per Game	114.6	161.4				
Sacked/Yards Lost	21/198	29/238				
Gross Yards	2032	2820				
Attempts/Completions	370/204	365/219				
Pct. of Completions	55.1	60.0				
Had Intercepted	16	21				
PUNTS/AVERAGE	80/40.6	76/39.9				
Net Punting Avg.	32.1	30.9				
PENALTIES/YARDS	110/1048	100/938				
FUMBLES/LOST	32/18	30/14				
TOUCHDOWNS	26	42				
Rushing	19	21				
Passing	7	17				
Returns	0	4				
SAFETIES	1	0				
SCORE BY PERIODS						
CHIEFS TOTAL	42	70	62	69	0	243
Opp. Total	64	113	47	91	12	327

## REGULAR STARTERS

OFFENSE		DEFENSE	
WR	Henry Marshall	LE	Art Still
LT	Matt Herkenhoff	NT	Don Parrish
LG	Bob Simmons	RE	Sylvester Hicks
C	Jack Rudnay	LOLB	Whitney Paul
RG	Tom Condon	LILB	Dave Rozumek
RT	Charlie Getty	RILB	Gary Spani
TE	Walter White	ROLB	Thomas Howard
QB	Mike Livingston	LCB	Gary Green
LHB	Tony Reed	RCB	Emmitt Thomas
FB	Mark Bailey		Tim Collier
	Arnold Morgado	SS	Tim Gray
RHB	Ted McKnight	FS	Gary Barbaro
K	Jan Stenerud	P	Zenon Andrusyshyn

PRO BOWLERS IN BOLD

## INDIVIDUAL STATISTICS

	PASSING							Rating
	Att.	Cmp.	Yds.	Pct.	TD	Int	LG	
Livingston	290	159	1573	54.8	5	13	44	57.3
Adams	79	44	415	55.7	2	3	26	62.9
White	1	1	44	100.0	0	0	44	118.8
CHIEFS TOTAL	370	204	2032	55.1	7	16	44	59.3
Opp. Total	365	219	2820	60.0	17	21	57	75.6

	PASS RECEIVING				
	No.	Yds.	Avg.	LG	TD
Reed	48	483	10.1	44	1
White	42	340	8.1	24	1
Lane	36	279	7.8	44	0
H. Marshall	26	433	16.7	40	2
McKnight	14	83	5.9	19	1
Belton	11	88	8.0	22	0
Dorsey	9	169	18.8	33	2
Morgado	7	47	6.7	15	0
Samuels	6	97	16.2	38	0
Bailey	5	13	2.6	15	0
CHIEFS TOTAL	204	2032	9.7	44	7
Opp. Total	219	2820	12.9	57	17

	RUSHING				
	No.	Yds.	Avg.	LG	TD
Reed	206	1053	5.1	62	6
McKnight	104	627	6.0	41	5
Morgado	160	593	3.7	18	7
Bailey	83	298	3.6	17	0
Lane	52	277	5.3	30	0
Belton	24	79	3.3	8	0
Livingston	23	49	2.1	18	1
Adams	9	15	1.7	6	0
Andrusyshyn	1	0	0.0	0	0
Marshall	1	-5	-5.0	-5	0
CHIEFS TOTAL	663	2986	4.5	62	19
Opp. Total	601	2389	4.0	55	21

## TEAM LEADERS

Scoring: Jan Stenerud ..... 85 pts: 25 PATs, 20 FGs  
 INTs: Tim Gray ..... 6-118 yds., 0 TDs  
 Tackles: Gary Spani ..... 144 (102 solo)  
 Sacks: Art Still ..... 6.5 (-59.0 yds.)  
 Punting: Zenon Andrusyshyn ..... 79-3247 yds., 41.1 avg., 18 in 20, 61 LG  
 Punt Returns: Eddie Payton ..... 32-364 yds., 11.4 avg., 2 TDs  
 Kickoff Returns: Eddie Payton ..... 30-775 yds., 25.8 avg., 0 TDs

## AMERICAN CONFERENCE

Western Division			
W	L	T	Pct.
Denver	10	6	0.625
Oakland	9	7	0.563
Seattle	9	7	0.563
San Diego	9	7	0.563
Kansas City	4	12	0.250
Central Division			
W	L	T	Pct.
Pittsburgh	14	2	0.875
Houston	10	6	0.625
Cleveland	8	8	0.500
Cincinnati	4	12	0.250
Eastern Division			
W	L	T	Pct.
New England	11	5	0.688
Miami	11	5	0.688
N.Y. Jets	8	8	0.500
Buffalo	5	11	0.313
Baltimore	5	11	0.313

## NATIONAL CONFERENCE

Western Division			
W	L	T	Pct.
Los Angeles	12	4	0.750
Atlanta	9	7	0.563
New Orleans	7	9	0.563
San Francisco	2	14	0.125
Central Division			
W	L	T	Pct.
Minnesota	8	7	1.531
Green Bay	8	7	1.531
Detroit	7	9	0.438
Chicago	7	9	0.438
Tampa Bay	5	11	0.313
Eastern Division			
W	L	T	Pct.
Dallas	12	4	0.750
Philadelphia	9	7	0.563
Washington	8	8	0.500
St. Louis	6	10	0.375
N.Y. Giants	6	10	0.375

AFC Championship: PITTSBURGH 34, Houston 5  
 NFC Championship: Dallas 28, L.A. Rams 0  
 Super Bowl XIII: Pittsburgh 35, Dallas 31

# 1977 KANSAS CITY CHIEFS

Head Coach: Paul Wiggin (1-6)

Head Coach: Tom Bettis (1-6)

2-12

Preseason		Record: 3-3	
8/6	L 0-17	at Detroit	52,309
8/13	W 23-21	PITTSBURGH	28,584
8/18	L 7-13	at Washington	33,263
8/27	W 27-19	L.A. RAMS	34,975
9/5	L 16-24	ATLANTA	22,748
9/10	W 20-37	ST. LOUIS	35,954
Regular Season		Record: 2-12 (5th - AFC West)	
9/18	L 17-21	at New England	58,185
9/25	L 7-23	SAN DIEGO	56,146
10/3	L 28-37	Oakland (Mon.) (N)	60,684
10/9	L 7-23	at Denver	74,878
10/16	L 6-17	BALTIMORE	63,076
10/23	W 21-16	at San Diego	33,010
10/30	L 7-44	at Cleveland	60,631
11/6	W 20-10	GREEN BAY	62,687
11/13	L 27-28	at Chicago	49,543
11/20	L 7-14	DENVER	54,050
11/27	L 20-34	at Houston	42,934
12/4	L 7-27	CINCINNATI	38,488
12/11	L 31-34	SEATTLE	22,262
12/18	L 20-21	at Oakland	50,304

\*Bettis replaced Wiggin after seven games

## TEAM STATISTICS

	CHIEFS	OPP				
TOTAL FIRST DOWNS	228	304				
Rushing	95	169				
Passing	110	113				
Penalty	23	22				
3rd Down Made/Att.	64/196	83/202				
3rd Down Pct.	32.7	41.1				
TOTAL NET YARDS	3996	4993				
Avg. Per Game	281.1	356.7				
Total Plays	878	992				
Avg. Per Play	4.5	5.0				
NET YARDS RUSHING	1843	2371				
Avg. Per Game	131.6	211.8				
Total Rushes	456	634				
Avg. Per Play	4.0	4.7				
NET YARDS PASSING	2093	2022				
Avg. Per Game	149.5	144.4				
Sacked/Yards Lost	48/421	25/222				
Gross Yards	2514	2244				
Attempts/Completions	374/190	333/175				
Pct. of Completions	50.8	52.6				
Had Intercepted	26	21				
PUNTS/AVERAGE	89/39.4	63/41.0				
Net Punting Avg.	30.8	35.7				
PENALTIES-YARDS	82/706	105/930				
FUMBLES-LOST	32/21	39/23				
TOUCHDOWNS	29	42				
Rushing	13	25				
Passing	11	15				
Returns	5	4				
SAFETIES	0	0				
SCORE BY PERIODS						
	1	2	3	4	OT	Total
CHIEFS TOTAL	73	50	23	79	0	225
Opp Total	92	99	79	79	0	349

## REGULAR STARTERS

OFFENSE		DEFENSE	
WR	Henry Marshall	LE	Whitney Paul
LT	Matt Herkenhoff	LT	Willie Lee
LG	Bob Simmons	RT	Keith Simons
C	Jack Rudnay	RE	Wilbur Young
RG	Tom Condon	LLB	Billy Andrews
RT	Jim Nicholson	MLB	Willie Lanier
TE	Walter White	RLB	Jim Lynch
WR	Larry Williams	LCB	Gary Green
	Larry Brunson	RCB	Emmitt Thomas
QB	Mike Livingston		Tim Collier
RB	Tony Reed	SS	Tim Gray
	Ed Podolak	FS	Gary Barbaro
RB	Mark Bailey	P	Jerrel Wilson
	John Brockington		
K	Jan Stenerud		

PRO BOWLERS IN BOLD

## INDIVIDUAL STATISTICS

	PASSING							
	Att.	Cmp.	Yds.	Pct.	TD	Int	LG	Rating
Livingston	282	143	1823	50.7	9	15	49	59.8
Adams	92	47	691	51.1	2	11	63	43.7
CHIEFS TOTAL	374	190	2514	50.8	11	26	63	52.9
Opp. Total	333	175	2244	52.6	15	21	48	62.8
	PASS RECEIVING							
	No.	Yds.	Avg.	LG	TD			
White	48	674	14.0	48	5			
Podolak	32	313	9.8	23	0			
Marshall	20	445	19.3	49	4			
Brunson	20	295	14.8	63	0			
Brockington	19	222	11.7	48	1			
Bailey	17	206	12.1	47	1			
Reed	12	125	10.4	20	0			
Williams	7	94	13.4	27	0			
Samuels	5	65	13.0	32	0			
Lane	3	40	13.3	21	0			
Morgado	2	21	10.5	12	0			
McKnight	1	11	11.0	11	0			
Beckman	1	3	3.0	3	0			
CHIEFS TOTAL	190	2514	13.2	63	11			
Opp. Total	175	2244	12.8	48	15			
	RUSHING							
	No.	Yds.	Avg.	LG	TD			
Podolak	133	550	4.1	41	5			
Reed	126	505	4.0	59	5			
Bailey	66	266	4.0	37	2			
Brockington	54	161	3.0	12	2			
Lane	25	79	3.2	9	1			
Livingston	19	78	4.1	13	1			
McKnight	11	74	6.7	19	1			
Burks	1	51	51.0	51	0			
Williams	2	30	15.0	17	0			
Adams	5	21	4.2	8	1			
Morgado	3	12	4.0	9	0			
Marshall	7	11	1.6	5	0			
Brunson	2	8	4.0	11	0			
White	2	-3	-0.7	3	0			
CHIEFS TOTAL	456	1843	4.0	59	13			
Opp. Total	634	2971	4.7	78	23			

PRO BOWLERS IN BOLD

## AMERICAN CONFERENCE

Western Division				
	W	L	T	Pct.
Denver	12	2	0	.857
Oakland	11	3	0	.786
San Diego	7	7	0	.500
Seattle	5	9	0	.357
Kansas City	2	12	0	.143
Central Division				
	W	L	T	Pct.
Pittsburgh	9	5	0	.643
Houston	8	6	0	.571
Cincinnati	8	6	0	.571
Cleveland	6	8	0	.429
Eastern Division				
	W	L	T	Pct.
Baltimore	10	4	0	.714
Miami	10	4	0	.714
New England	9	5	0	.643
N.Y. Jets	3	11	0	.214
Buffalo	3	11	0	.214

## NATIONAL CONFERENCE

Western Division				
	W	L	T	Pct.
Los Angeles	10	4	0	.714
Atlanta	7	7	0	.500
San Francisco	5	9	0	.357
New Orleans	3	11	0	.314
Central Division				
	W	L	T	Pct.
Minnesota	9	5	0	.643
Chicago	9	5	0	.643
Detroit	6	8	0	.429
Green Bay	4	10	0	.286
Tampa Bay	2	12	0	.143
Eastern Division				
	W	L	T	Pct.
Dallas	12	2	0	.857
Washington	9	5	0	.643
St. Louis	7	7	0	.500
Philadelphia	5	9	0	.357
N.Y. Giants	5	9	0	.357

AFC Championship: DENVER 20, Oakland 17  
 NFC Championship: DALLAS 23, Minnesota 6  
 Super Bowl XII: Dallas 27, Denver 10

TEAM LEADERS		
Scoring: Jan Stenerud	51 pts:	27 PATs, 8 FGs
INTs: Gary Barbaro	8-165 yds.,	1 TD
Tackles: Willie Lanier	132 (88 solo)	
Sacks: Wilbur Young	5.5 (-51.5 yds.)	
Punting: Jerrel Wilson	85-3394 yds.,	39.9 avg., 11 in 20, 59 LG
Punt Returns: Gary Green	14-115 yds.,	8.2 avg., 0 TDs
Kickoff Returns: Ted McKnight	12-305 yds.,	25.4 avg., 0 TDs

# 1976 KANSAS CITY CHIEFS

Head Coach: Paul Wiggin



## Preseason

Date	Result	Opponent	Record
8/2	W 9-3 OT	HOUSTON	30,006
8/7	L 10-13	MINNESOTA	32,851
8/15	L 13-21	at San Francisco	36,101
8/21	W 23-20	WASHINGTON	30,014
8/28	L 21-23	DETROIT	27,410
9/3	L 14-31	at St. Louis	42,997

## Regular Season

Record: 5-9 (4th - AFC West)

Date	Result	Opponent	Record
9/12	L 16-30	SAN DIEGO	53,133
9/20	L 21-24	OAKLAND (Mon.) (N)	60,884
9/26	L 17-27	NEW ORLEANS	53,918
10/3	L 17-50	at Buffalo	51,909
10/10	W 33-30	at Washington	53,060
10/17	W 20-17 OT	at Miami	43,325
10/24	L 26-35	DENVER	57,961
10/31	W 28-19	at Tampa Bay	41,779
11/7	L 0-45	PITTSBURGH	71,516
11/14	L 10-21	at Oakland	48,859
11/21	L 24-27	CINCINNATI	46,259
11/28	W 23-20	at San Diego	29,272
12/5	L 16-17	at Denver	58,170
12/12	W 39-14	CLEVELAND	34,340

## TEAM STATISTICS

	CHIEFS	OPP.				
TOTAL FIRST DOWNS	275	309				
Rushing	104	161				
Passing	151	133				
Penalty	20	15				
3rd Down: Made/Att.	79/210	78/184				
3rd Down Pct.	37.6	42.4				
TOTAL NET YARDS	4804	5359				
Avg. Per Game	343.1	382.8				
Total Plays	959	899				
Avg. Per Play	5.0	6.0				
NET YARDS RUSHING	1873	2861				
Avg. Per Game	133.8	204.4				
Total Rushes	498	555				
Avg. Per Play	3.8	5.2				
NET YARDS PASSING	2929	2496				
Avg. Per Game	209.2	178.3				
Sacked/Yards Lost	42/374	22/188				
Gross Yards	3303	2684				
Attempts/Completions	419/229	375/215				
Pct. of Completions	54.6	57.3				
Had Intercepted	17	23				
PUNTS/AVERAGE	67/41.7	63/39.7				
Net Punting Avg.	33.7	30.3				
PENALTIES/YARDS	97/789	88/762				
FUMBLES/LOST	31/16	35/20				
TOUCHDOWNS	33	51				
Rushing	18	24				
Passing	15	25				
Returns	0	2				
SAFETIES	1	0				
SCORE BY PERIODS						
	1	2	3	4	OT	Total
CHIEFS TOTAL	49	95	71	72	3	290
Opp. Total	95	71	83	127	0	376

## REGULAR STARTERS

Position	Offense	Defense
WR	Henry Marshall	LE Whitney Paul
LT	Matt Herkenhoff	LT James Wolf
LG	Charlie Getty	RT Keith Simons
C	Jack Rudnay	RE Wilbur Young
RG	Tom Condon	LLB Billy Andrews
RT	Jim Nicholson	MLB Willie Lanier
TE	Billy Masters	RLB Jim Lynch
WR	Larry Brunson	LCB Kerry Reardon
QB	Mike Livingston	RCB Emmitt Thomas
RB	Woody Green	LS Tim Gray
	Ed Podolak	RS Gary Barbaro
	Tommy Reamson	P Jerrel Wilson
RB	MacArthur Lane	
K	Jan Stenerud	

PRO BOWLERS IN BOLD

## INDIVIDUAL STATISTICS

	PASSING							
	Att.	Cmp.	Yds.	Pct.	TD	Int	LG	Rating
Livingston	338	189	2682	55.9	12	13	57	77.9
Adams	71	36	575	50.7	3	4	49	68.8
Nott	10	4	46	40.0	0	0	23	54.6
Lane	0	0	0	0.0	0	0	0	0.0
CHIEFS TOTAL	419	229	3303	54.6	15	17	57	75.4
Opp. Total	375	215	2684	57.3	25	23	—	76.6
	PASS RECEIVING							
	No.	Yds.	Avg.	LG	TD			
Lane	66	686	10.4	44	1			
White	47	808	17.2	41	7			
Brunson	33	656	19.9	57	1			
Marshall	28	443	15.8	311	2			
Masters	18	269	14.9	30	3			
Podolak	13	156	12.0	23	0			
Reamson	10	136	13.6	49	1			
Green	9	100	11.1	31	0			
McNeil	2	33	16.5	18	0			
Harrison	1	12	12.0	12	0			
Williams	1	9	9.0	9	0			
Getty	1	5	5.0	0	0			
CHIEFS TOTAL	229	3303	14.4	57	15			
Opp. Total	215	2684	12.5	57	25			
	RUSHING							
	No.	Yds.	Avg.	LG	TD			
Lane	162	542	3.3	20	5			
Podolak	88	371	4.2	221	5			
Green	73	322	4.4	27	1			
Reamson	103	314	3.1	14	4			
Marshall	5	101	20.2	59	1			
Livingston	31	89	2.9	19	2			
Adams	5	46	9.2	21	0			
Harrison	16	41	2.6	7	0			
McNeil	8	26	3.3	7	0			
White	2	15	7.5	8	0			
Kinney	1	7	7.0	7	0			
Brunson	3	-1	-0.3	5	0			
Stenerud	1	0	0.0	0	0			
CHIEFS TOTAL	498	1873	3.8	59	18			
Opp. Total	555	2861	5.2	77	24			
Scoring: Jan Stenerud	90 pts: 21 PATs, 27 FGs							
INTs: Kerry Reardon	5-26 yds., 0 TDs							
Sacks: Lawrence Estes	5.0 (-52.0 yds.)							
Punting: Jerrel Wilson	65-2729 yds., 42.0 avg., 14 in 20, 62 LG							
Punt Returns: Larry Brunson	31-387 yds., 12.5 avg., 0 TDs							
Kickoff Returns: Lawrence Williams	25-688 yds., 27.6 avg., 0 TDs							

## AMERICAN CONFERENCE

Division	W	L	T	Pct.
Western Division				
Oakland	13	1	0	.929
Denver	9	5	0	.643
San Diego	6	8	0	.429
Kansas City	5	9	0	.357
Tampa Bay	0	14	0	.000
Central Division				
Pittsburgh	10	4	0	.714
Cincinnati	10	4	0	.714
Cleveland	9	5	0	.643
Houston	5	9	0	.357
Eastern Division				
Baltimore	11	3	0	.786
New England	11	3	0	.786
Miami	6	8	0	.429
N.Y. Jets	3	11	0	.214
Buffalo	2	12	0	.143

## NATIONAL CONFERENCE

Division	W	L	T	Pct.
Western Division				
Los Angeles	10	3	1	.750
San Francisco	8	6	0	.571
Atlanta	4	10	0	.286
New Orleans	4	10	0	.286
Seattle	2	12	0	.143
Central Division				
Minnesota	11	2	1	.821
Chicago	7	7	0	.500
Detroit	6	8	0	.429
Green Bay	5	9	0	.357
Eastern Division				
Dallas	11	3	0	.786
Washington	10	4	0	.714
St. Louis	10	4	0	.714
Philadelphia	4	10	0	.286
N.Y. Giants	3	11	0	.214

AFC Championship: OAKLAND 24, Pittsburgh 7  
 NFC Championship: MINNESOTA 24, L.A. Rams 13  
 Super Bowl XI: OAKLAND 32, Minnesota 14

# 1975 KANSAS CITY CHIEFS

Head Coach: Paul Wiggin




Preseason		Record: 3-3	
8/9 L	3-10	ST. LOUIS	40,081
8/18 W	26-20	DALLAS	35,630
8/23 L	24-27	at Detroit	62,094
8/30 L	6-14	L.A. RAMS	36,814
9/6 W	13-3	GREEN BAY	35,543
9/12 W	9-7	at Buffalo	48,691
Regular Season		Record: 5-9 (3rd - AFC West)	
9/21 L	33-37	at Denver	51,858
9/28 L	24-30	N.Y. JETS	74,169
10/5 L	3-20	SAN FRANCISCO	54,590
10/12 W	42-10	OAKLAND	60,425
10/19 W	12-10	at San Diego	26,657
10/26 W	26-13	DENVER	70,043
11/2 L	13-17	HOUSTON	62,989
11/10 W	34-31	at Dallas (Mon.) (N)	63,539
11/16 L	3-28	at Pittsburgh	48,803
11/23 W	24-21 OT	DETROIT	55,161
11/30 L	14-28	at Baltimore	42,122
12/7 L	20-28	SAN DIEGO	46,888
12/14 L	14-20	at Cleveland	44,368
12/21 L	20-28	at Oakland	48,604

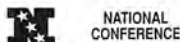
## REGULAR STARTERS

OFFENSE		DEFENSE	
WR	Barry Pearson	LE	John Matuszak
LT	Charlie Getty	LT	Marvin Upshaw
LG	Rocky Rasley	RT	Buck Buchanan
C	Jack Rudnay	RE	Wilbur Young
RG	Tom Condon	LLB	Bill Peterson
RT	Jim Nicholson	MLB	Willie Lanier
TE	Billy Masters	RLB	Jim Lynch
WR	Larry Brunson	LCB	Kerry Reardon
QB	Mike Livingston	RCB	Emmitt Thomas
	Len Dawson	LS	Jim Kearney
RB	Woody Green	RS	Mike Sensibaugh
RB	MacArthur Lane	P	Jerral Wilson
	Jeff Kinney		
K	Jan Stenerud		

### PRO BOWLERS IN BOLD



Western Division			
	W	L	T Pct.
Oakland	11	3	0 .786
Denver	6	8	0 .429
Kansas City	5	9	0 .357
San Diego	2	12	0 .143
Central Division			
	W	L	T Pct.
Pittsburgh	12	2	0 .857
Cincinnati +	11	3	0 .786
Houston	10	4	0 .714
Cleveland	3	11	0 .214
Eastern Division			
	W	L	T Pct.
Baltimore	10	4	0 .714
Miami	10	4	0 .714
Buffalo	8	6	0 .571
New England	3	11	0 .241
N.Y. Jets	3	11	0 .214



Western Division			
	W	L	T Pct.
Los Angeles	12	2	0 .857
San Francisco	5	9	0 .357
Atlanta	4	10	0 .286
New Orleans	2	12	0 .143
Central Division			
	W	L	T Pct.
Minnesota	12	2	0 .857
Detroit	7	7	0 .500
Chicago	4	10	0 .286
Green Bay	4	10	0 .286
Eastern Division			
	W	L	T Pct.
St. Louis	11	3	0 .786
Dallas +	10	4	0 .714
Washington	8	6	0 .571
N.Y. Giants	5	9	0 .357
Philadelphia	4	10	0 .286

AFC Championship: PITTSBURGH 16, Oakland 10  
 NFC Championship: Dallas 37, L.A. RAMS 7  
 Super Bowl X: Pittsburgh 21, Dallas 17

## TEAM STATISTICS

	CHIEFS	OPP				
TOTAL FIRST DOWNS	261	289				
Rushing	110	149				
Passing	128	121				
Penalty	23	19				
3rd Down: Made/Att.	83/215	83/190				
3rd Down Pct.	38.6	43.7				
TOTAL NET YARDS	4207	5224				
Avg. Per Game	300.5	373.1				
Total Plays	933	915				
Avg. Per Play	4.5	5.7				
NET YARDS RUSHING	1847	2712				
Avg. Per Game	131.9	193.7				
Total Rushes	488	562				
Avg. Per Play	3.8	4.8				
NET YARDS PASSING	2360	2512				
Avg. Per Game	168.6	179.4				
Sacked/Yards Lost	53/425	28/179				
Gross Yards	2785	2520				
Attempts/Completions	395/217	325/186				
Pct. of Completions	54.9	57.2				
Had Intercepted	16	20				
PUNTS/AVERAGE	72/39.3	61/40.6				
PENALTIES/YARDS	82/688	98/929				
FUMBLES/LOST	38/18	40/22				
TOUCHDOWNS	31	24				
Rushing	14	24				
Passing	15	18				
Returns	2	2				
SAFETIES	0	2				
SCORE BY PERIODS						
	1	2	3	4	OT	Total
CHIEFS TOTAL	64	86	47	82	3	282
Opp. Total	48	93	98	102	0	341

## INDIVIDUAL STATISTICS

	PASSING						
	Att.	Cmp.	Yds.	Pct.	TD	Int	LG
Dawson	140	93	1095	66.4	5	4	51
Livingston	176	88	1245	50.0	8	6	69
Adams	77	36	445	46.8	2	4	32
Podolak	1	0	0	0.0	0	1	0.0
White	1	0	0	0.0	0	0	0.0
CHIEFS TOTAL	395	217	2785	54.9	15	16	69
Opp. Total	325	186	2520	57.2	18	20	90
	PASS RECEIVING						
	No.	Yds.	Avg.	LG	TD		
Podolak	37	332	9.0	21	2		
Pearson	36	608	16.9	45	3		
Lane	25	202	8.1	32	0		
Masters	24	314	13.1	32	3		
White	23	559	24.3	69	3		
Brunson	23	398	17.3	36	2		
Green	23	215	9.3	28	1		
Kinney	21	148	7.0	15	0		
Dressler	2	7	3.5	4	1		
Craig	1	10	10.0	10	0		
LaGrand	1	-1	-1.0	0	0		
Adams	1	-7	-7.0	0	0		
CHIEFS TOTAL	217	2785	12.8	69	15		
Opp. Total	186	2520	13.5	90	18		
	RUSHING						
	No.	Yds.	Avg.	LG	TD		
Green	167	611	3.7	42	5		
Podolak	102	351	3.4	25	3		
Lane	79	311	3.9	39	2		
Kinney	85	304	3.6	20	2		
Brunson	2	89	44.5	65	0		
Livingston	13	68	5.2	28	1		
Adams	8	42	5.3	16	0		
LaGrand	13	38	2.9	11	1		
Miller	7	20	2.9	10	0		
Dressler	3	16	5.3	11	0		
Dawson	5	7	1.4	9	0		
White	4	-10	-2.5	0	0		
CHIEFS TOTAL	488	1847	3.8	65	14		
Opp. Total	562	2712	4.8	50	24		

## TEAM LEADERS

Scoring: Jan Stenerud	96 pts: 30 PATS, 22 FGs
INTs: Emmitt Thomas	6-119 yds., 0 TDs
Sacks: Wilbur Young	9.5 (-73.0 yds.)
Punting: Jerral Wilson	54-2233 yds., 41.4 avg., 64 LG
Punt Returns: Charlie Thomas	12-112 yds., 9.3 avg., 0 TDs
Kickoff Returns: Reggie Craig	10-247 yds., 24.7 avg., 0 TDs

# 1974 KANSAS CITY CHIEFS

Head Coach: Hank Stram



Preseason		Records: 3-3	
8/5 W	20-12	DETROIT	35,521
8/12 L	21-35	BUFFALO	39,248
8/17 L	16-58	at L.A. Rams	48,828
8/24 W	26-7	SAN FRANCISCO	46,548
8/31 L	16-25	at Dallas	43,492
9/6 W	21-16	ST. LOUIS	46,067

Regular Season		Record: 5-9 (3rd, tie - AFC West)	
9/15 W	24-16	N.Y. JETS	74,854
9/22 L	7-27	at Oakland	48,108
9/29 W	17-7	at Houston	28,538
10/6 L	14-17	DENVER	67,298
10/13 L	24-34	PITTSBURGH	65,517
10/20 L	3-9	at Miami	67,779
10/27 W	24-14	at San Diego	34,371
11/3 L	27-33	N.Y. GIANTS	61,437
11/10 L	7-14	SAN DIEGO	48,551
11/18 W	42-34	at Denver (Mon.) (N)	50,236
11/24 L	6-33	at Cincinnati	49,777
12/1 W	17-13	at St. Louis	41,863
12/8 L	6-7	OAKLAND	60,577
12/14 L	15-35	MINNESOTA (Sat.)	35,480

## TEAM STATISTICS

	CHIEFS	OPP.				
TOTAL FIRST DOWNS	224	267				
Rushing	92	107				
Passing	113	141				
Penalty	19	19				
3rd Down Made/Att.	67/197	72/200				
3rd Down Pct.	34.0	36.0				
TOTAL NET YARDS	3828	4464				
Avg. Per Game	273.4	318.9				
Total Plays	901	936				
Avg. Per Play	4.3	4.8				
NET YARDS RUSHING	1720	1801				
Avg. Per Game	122.9	128.6				
Avg. Per Rush	3.7	3.6				
Total Rushes	469	502				
NET YARDS PASSING	2108	2663				
Avg. Per Game	150.6	190.2				
Sacked/Yards Lost	37/313	26/175				
Gross Yards	2421	2838				
Attempts/Completions	395/211	408/200				
Pct. of Completions	53.4	50.5				
Had Intercepted	25	28				
PUNTS/AVERAGE	83/41.7	80/46.1				
PENALTIES/YARDS	70/515	83/811				
FUMBLES/LOST	29/13	34/16				
TOUCHDOWNS	26	40				
Rushing	10	16				
Passing	11	22				
Returns	5	2				
SAFETIES	1	1				
SCORE BY PERIODS						
	1	2	3	4	OT	Total
CHIEFS TOTAL	30	73	53	77	0	233
Opp. Total	57	110	34	92	0	293

## REGULAR STARTERS

OFFENSE		DEFENSE	
WR	Elmo Wright	LE	Marvin Upshaw
LT	Charlie Getty	LT	Tom Keating
LG	Ed Budde	RT	Buck Buchanan
C	Jack Rudnay	RE	Wilbur Young
RG	George Danej	LLB	Bobby Bell
RT	Jim Nicholson	MLB	Willie Lanier
TE	Morris Stroud	RLB	Jim Lynch
WR	Otis Taylor	LCB	Nate Allen
QB	Mike Livingston	RCB	E Emmitt Thomas
	Len Dawson	LS	Jim Kearney
RB	Ed Podolak	RS	Mike Sensibaugh
RB	Woody Green		
	Wendell Hayes	P	Jerrell Wilson
K	Jan Stenerud		

PRO BOWLERS IN BOLD

## INDIVIDUAL STATISTICS

	PASSING						
	Att.	Cmp.	Yds.	Pct. Td	Int	LG	Rating
Dawson	235	138	1573	58.7	7	13	64.1
Livingston	141	65	732	46.8	4	10	48
Carlson	15	7	116	46.7	0	1	34
Jayne	2	0	0	0.0	0	1	0
Wilson	2	0	0	0.0	0	0	39.6
CHIEFS TOTAL	395	211	2421	53.4	11	25	64.1
Opp. Total	408	206	2838	50.5	22	28	50.0

	PASS RECEIVING				
	No.	Yds.	Avg.	LG	TD
Podolak	43	306	7.1	26	1
Pearson	27	387	14.3	48	1
Green	26	247	9.5	69	1
Taylor	24	375	15.6	64	2
Brunson	22	374	17.0	84	2
Kinney	18	105	5.8	16	0
Miller	14	149	10.6	34	1
Wright	13	209	16.1	51	1
Stroud	12	141	11.8	25	2
Ellison	5	64	12.8	26	0
Hayes	3	23	7.7	9	0
Hamilton	2	25	12.5	19	0
Strada	1	16	16.0	16	0
CHIEFS TOTAL	211	2421	11.5	84	11
Opp. Total	206	2838	13.8	71	22

	RUSHING				
	No.	Yds.	Avg.	LG	TD
Green	135	509	3.8	43	3
Podolak	101	386	3.8	14	2
Kinney	63	249	4.0	21	0
Hayes	57	206	3.6	19	2
Miller	40	184	4.6	47	0
Ellison	37	114	3.1	11	2
Dawson	11	28	2.5	10	0
Livingston	9	28	3.1	9	0
Wright	3	26	8.7	12	1
Carlson	2	17	8.5	11	0
Taylor	1	6	6.0	6	0
Pearson	1	0	0.0	0	0
Jayne	1	0	0.0	0	0
Thomas	3	-4	-1.3	0	0
Brunson	5	-29	-5.8	4	0
CHIEFS TOTAL	469	1720	3.7	47	10
Opp. Total	502	1801	3.6	53	16

## TEAM LEADERS

Scoring: Jan Stenerud	75 pts.	24 PATs, 17 FGs
INTs: Emmitt Thomas	12-214 yds., 2 TDs	3.5 (-48.0 yds.)
Sacks: Marvin Upshaw	83-3482 yds., 41.7 avg., 64 LG	
Punting: Jerrel Wilson	83-3482 yds., 41.7 avg., 64 LG	
Punt Returns: Ed Podolak	15-134 yds., 8.9 avg., 0 TDs	
Kickoff Returns: Bill Thomas	25-571 yds., 22.8 avg., 0 TDs	

## AMERICAN CONFERENCE

## NATIONAL CONFERENCE

### Western Division

	W	L	T	Pct.
Oakland	12	2	0	.857
Denver	7	6	1	.536
Kansas City	5	9	0	.357
San Diego	5	9	0	.357

### Central Division

	W	L	T	Pct.
Pittsburgh	10	3	1	.750
Cincinnati	7	7	0	.500
Houston	7	7	0	.500
Cleveland	4	10	0	.286

### Eastern Division

	W	L	T	Pct.
Miami	11	3	0	.786
Buffalo †	9	5	0	.643
New England	7	7	0	.500
N.Y. Jets	7	7	0	.500
Baltimore	2	12	0	.143

### Western Division

	W	L	T	Pct.
Los Angeles	10	4	0	.714
San Francisco	6	8	0	.429
New Orleans	5	9	0	.357
Atlanta	3	11	0	.214

### Central Division

	W	L	T	Pct.
Minnesota	10	4	0	.714
Detroit	7	7	0	.500
Green Bay	6	8	0	.429
Chicago	4	10	0	.286

### Eastern Division

	W	L	T	Pct.
St. Louis	10	4	0	.714
Washington †	10	4	0	.714
Dallas	8	6	0	.571
Philadelphia	7	7	0	.500
N.Y. Giants	2	12	0	.143

AFC Championship: Pittsburgh 24, Oakland 13  
 NFC Championship: MINNESOTA 14, L.A. Rams 10  
 Super Bowl IX: Pittsburgh 16, Minnesota 6

# 1973 KANSAS CITY CHIEFS

Head Coach: Hank Stram

7-5-2

Preseason		Record: 2-4	
8/4	W 12-6	NEW ORLEANS	67,216
8/13	L 16-17	DETROIT	67,624
8/18	L 10-13	MINNESOTA	72,676
8/26	L 16-21	GREEN BAY	75,231
9/1	L 16-27	at Dallas	57,468
9/7	W 16-7	at St. Louis	49,486
Regular Season		Record: 7-5-2 (2nd, tie - AFC West)	
9/16	L 13-23	L.A. RAMS	62,315
9/23	W 10-7	at New England	57,918
9/30	W 16-3	OAKLAND	72,631
10/7	W 16-14	DENVER	71,414
10/14	T 10-10	at Green Bay (Milwaukee, WI)	47,265
10/21	L 6-14	at Cincinnati	56,397
10/29	L 14-23	at Buffalo (Mon.) (N)	76,071
11/4	W 19-0	at San Diego	52,035
11/12	W 19-7	CHICAGO (Mon.)	70,664
11/18	W 38-14	HOUSTON	68,444
11/25	L 10-14	at Denver	51,706
12/2	T 20-20	CLEVELAND	70,296
12/8	L 7-37	at Oakland (Sat.)	53,061
12/16	W 33-6	SAN DIEGO	43,755

## REGULAR STARTERS

OFFENSE		DEFENSE	
WR	Elmo Wright	LE	Marvin Upshaw
LT	Jim Tyrer	LT	Curley Culp
LG	Ed Budde	RT	Buck Buchanan
C	Jack Rudny	RE	Wilbur Young
RG	Mo Moorman	LLB	Bobby Bell
RT	Francis Peay	MLB	Willie Lanier
	Dave Hill	RLB	Jim Lynch
TE	Morris Stroud	LCB	Nate Allen
WR	Otis Taylor	RCB	Ermitt Thomas
QB	Mike Livingston	LS	Jim Kearney
	Len Dawson	RS	Mike Sensibaugh
RB	Ed Podolak	P	Jerrel Wilson
RB	Wendell Hayes		
	Willie Ellison		
K	Jan Stenerud		

### PRO BOWLERS IN BOLD

### AMERICAN CONFERENCE

Western Division				
	W	L	T	Pct.
Oakland	9	4	1	.679
Denver	7	5	2	.571
Kansas City	7	5	2	.571
San Diego	2	11	1	.179
Central Division				
	W	L	T	Pct.
Cincinnati	10	4	0	.714
Pittsburgh †	10	4	0	.714
Cleveland	7	5	2	.571
Houston	1	13	0	.071
Eastern Division				
	W	L	T	Pct.
Miami	12	2	0	.857
Buffalo	9	5	0	.643
New England	5	9	0	.357
Baltimore	4	10	0	.286
N.Y. Jets	4	10	0	.286

### NATIONAL CONFERENCE

Western Division				
	W	L	T	Pct.
Los Angeles	12	2	0	.857
Atlanta	9	5	0	.643
New Orleans	5	9	0	.357
San Francisco	5	9	0	.357
Central Division				
	W	L	T	Pct.
Minnesota	12	2	0	.857
Detroit	6	7	1	.464
Green Bay	5	7	2	.429
Chicago	3	11	0	.214
Eastern Division				
	W	L	T	Pct.
Dallas	10	4	0	.714
Washington †	10	4	0	.714
Philadelphia	5	8	1	.393
St. Louis	4	9	1	.321
N.Y. Giants	2	11	1	.179

AFC Championship: MIAMI 27, Oakland 10  
 NFC Championship: Minnesota 27, DALLAS 10  
 Super Bowl VIII: Miami 24, Minnesota 7

## TEAM STATISTICS

	CHIEFS	OPP.			
TOTAL FIRST DOWNS	208	209			
Rushing	106	90			
Passing	93	95			
Penalty	9	24			
3rd Down: Made/Att.	72/204	69/206			
3rd Down Pct.	35.3	33.5			
TOTAL NET YARDS	3536	3575			
Avg. Per Game	252.6	255.4			
Total Plays	863	856			
Avg. Per Play	4.1	4.2			
NET YARDS RUSHING	1793	1956			
Avg. Per Game	128.1	139.7			
Total Rushes	511	493			
Avg. Per Rush	3.5	4.0			
NET PASSING OFFENSE	1743	1619			
Avg. Per Game	124.5	115.6			
Sacked/Yards Lost	39/296	39/323			
Gross Yards	2039	1942			
Attempts/Completions	313/173	324/157			
Pct. of Completions	55.3	48.6			
Had Intercepted	13	21			
PUNTS/AVERAGE	80/45.5	87/41.4			
PENALTIES/YARDS	83/797	63/649			
FUMBLES/LOST	36/18	33/18			
TOUCHDOWNS	23	22			
Rushing	11	11			
Passing	10	11			
Returns	2	0			
SAFETIES	0	0			
SCORE BY PERIODS					
	1	2	3	4	Total
CHIEFS TOTAL	40	57	53	81	231
Opp. Total	30	71	35	56	192

## INDIVIDUAL STATISTICS

	PASSING							Rating
	Att.	Cmp.	Yds.	Pct.	TD	Int.	LG	
Livingston	145	75	916	51.7	6	7	48	65.2
Dawson	101	66	725	65.3	2	5	48	72.3
Beathard	64	31	389	48.4	2	1	44	71.4
Wilson	1	1	9	100.0	0	0	9	104.2
Podolak	1	0	0	0	0	0	0	39.6
Keyes	1	0	0	0	0	0	0	39.6
CHIEFS TOTAL	313	173	2039	55.2	10	13	48	68.5
Opp. Total	324	157	1942	48.5	11	21	62	47.7

	PASS RECEIVING				
	No.	Yds.	Avg.	LG	TD
Podolak	55	445	8.1	25	0
Taylor	34	536	15.8	46	4
Hayes	18	134	7.4	13	0
Wright	16	252	15.8	44	2
Stroud	12	216	18.0	48	2
Kinney	11	126	11.5	25	0
Ellison	9	64	7.1	17	0
Butler	8	124	15.5	23	2
West	4	65	16.3	23	0
Hamilton	2	35	17.5	20	0
Smith	2	20	10.0	17	0
Moorman	1	-1	-1.0	-1	0
Keyes	1	-6	-6	-6	0
CHIEFS TOTAL	173	2039	11.8	48	10
Opp. Total	157	1942	12.4	62	11

	RUSHING				
	No.	Yds.	Avg.	LG	TD
Podolak	210	721	3.4	25	3
Ellison	108	411	3.8	19	2
Hayes	95	352	3.7	27	2
Kinney	50	128	2.6	8	1
Livingston	19	94	4.9	28	2
Dawson	6	39	6.5	13	0
Wright	5	29	5.8	13	0
Beathard	6	16	2.7	11	1
Butler	2	10	5.0	9	0
Taylor	4	-14	-1.1	-19	0
McVea	4	5	1.3	2	0
Keyes	2	1	0.5	2	0
CHIEFS TOTAL	511	1793	3.5	28	11
Opp. Total	493	1956	4.0	72	11

## TEAM LEADERS

Scoring: Jan Stenerud 93 pts; 21 PATs, 24 FGs  
 INTs: Emmitt Thomas, Mike Sensibaugh, Willie Lanier, Jim Kearney - Tied with 3  
 Punting: Jerry Wilson 80-394 yds., 45.5 avg., 68 LG  
 Punt Returns: Larry Marshall 29-180 yds., 6.2 avg., 0 TDs  
 Kickoff Returns: Larry Marshall 14-391 yds., 27.9 avg., 0 TDs

# 1972 KANSAS CITY CHIEFS

Head Coach: Hank Stram



Preseason		Record: 5-2	
7/29	W 23-17	N.Y. Giants (Canton, OH)	19,304
8/5	W 24-10	Chicago (Notre Dame, IN)	32,391
8/12	W 24-14	ST. LOUIS	78,190
8/21	L 17-23	BALTIMORE	76,882
8/27	W 19-13	L.A. RAMS	77,764
9/2	W 20-10	DALLAS	79,592
9/9	L 0-20	at Green Bay (Milwaukee, WI)	47,281
Regular Season		Record: 8-6 (2nd - AFC West)	
9/17	L 10-20	MIAMI	79,829
9/25	W 20-17	at New Orleans (Mon.) (N)	70,793
10/1	W 45-24	at Denver	51,656
10/8	W 31-7	at Cleveland	83,819
10/15	L 16-23	CINCINNATI	79,068
10/22	L 20-21	PHILADELPHIA	78,389
10/29	W 26-14	at San Diego	54,533
11/5	W 27-14	OAKLAND	82,094
11/12	L 7-16	at Pittsburgh	50,350
11/19	L 17-27	SAN DIEGO	79,011
11/26	L 3-26	at Oakland	54,801
12/3	W 24-21	DENVER	66,725
12/10	W 24-10	BALTIMORE	44,175
12/17	W 17-14	at Atlanta	58,850

## TEAM STATISTICS

	CHIEFS	OPP.			
TOTAL FIRST DOWNS	245	227			
Rushing	121	90			
Passing	116	116			
Penalties	11	18			
TOTAL NET YARDS	3956	4027			
Avg. Per Game	282.6	287.6			
Total Plays	894	853			
Avg. Per Play	4.4	4.7			
NET YARDS RUSHING	1915	1805			
Avg. Per Game	136.8	128.9			
Total Rushes	476	453			
Avg. Per Play	4.0	4.0			
NET YARDS PASSING	2041	2222			
Avg. Per Game	145.8	158.7			
Sacked/Yards Lost	34/297	32/261			
Gross Yards	2335	2483			
Attempts/Completions	384/217	368/186			
Pct. of Completions	56.5	50.5			
Had Intercepted	20	24			
PUNTS/AVERAGE	66/44.8	61/40.4			
PUNT RETURNS/YARDS	29/126	40/296			
PENALTIES/YARDS	69/653	66/643			
FUMBLES/LOST	23/12	35/19			
TOUCHDOWNS	32	30			
Rushing	6	12			
Passing	20	17			
Returns	6	1			
SAFETIES	0	0			
SCORE BY PERIODS	1	2	3	4	Total
CHIEFS TOTAL	20	90	85	92	287
Opp. Total	55	98	37	64	254

## REGULAR STARTERS

OFFENSE		DEFENSE	
WR	Dennis Homan	LE	Marvin Upshaw
	Robert West	LT	Curley Culp
LT	Jim Tyrer	RT	Buck Buchanan
LG	Ed Budde	RE	Wilbur Young
C	Jack Rudnay	LLB	Bobby Bell
RG	Mo Moorman	MLB	Willie Lanier
RT	Dave Hill	RLB	Jim Lynch
TE	Morris Stroud	LCB	Jim Marsalis
	Willie Frazier	RCB	Emmitt Thomas
WR	Otis Taylor	LS	Jim Kearney
QB	Len Dawson	RS	Mike Sensibaugh
RB	Ed Podolak	P	Jerrell Wilson
RB	Wendell Hayes		
K	Jan Stenerud		

## INDIVIDUAL STATISTICS

	PASSING							
	Att.	Cmp.	Yds.	Pct.	Td.	Int	LG	Rating
Dawson	305	175	1835	57.4	13	12	44	73.1
Livingston	78	41	480	52.6	7	8	36	62.0
Wilson	1	1	20	100.0	0	0	20	118.8
CHIEFS TOTAL	384	217	2335	56.5	20	20	44	70.2
Opp. Total	368	186	2483	50.5	17	24	67	60.6


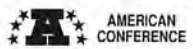
	PASS RECEIVING				
	No.	Yds.	Avg.	LG	TD
Taylor	57	821	14.4	44	6
Podolak	46	345	7.5	27	2
Hayes	31	295	9.5	29	3
Adamle	15	76	5.1	11	0
Frazier	13	172	13.2	35	5
Homan	12	135	11.3	38	1
Otis	12	76	6.3	13	0
Wright	11	81	7.4	14	0
West	9	165	18.3	42	2
Stroud	4	80	20.0	44	1
Kinney	4	45	11.2	19	0
Jankowski	2	24	12.0	18	0
Allen	1	20	20.0	20	0
CHIEFS TOTAL	217	2335	10.8	44	20
Opp. Total	186	2483	13.3	67	17

	RUSHING				
	No.	Yds.	Avg.	LG	TD
Podolak	171	615	3.6	30	4
Hayes	128	536	4.2	28	0
Adamle	73	536	4.2	19	1
Livingston	14	133	9.5	51	0
Kinney	38	122	3.2	16	1
Otis	29	92	3.2	12	0
Dawson	15	75	5.0	20	0
Wright	1	24	24.0	24	0
Taylor	5	13	2.6	11	0
West	2	2	1.0	10	0
CHIEFS TOTAL	476	1915	4.0	51	6
Opp. Total	453	1805	4.0	45	12

## TEAM LEADERS

Scoring: Jan Stenerud ..... 95 pts: 32 PATs, 21 FGs  
 INTs: Mike Sensibaugh ..... 8-65 yds., 0 TDs  
 Punting: Jerrell Wilson ..... 66-2960 yds., 44.8 avg., 69 LG  
 Punt Returns: Larry Marshall ..... 18-103 yds., 5.7 avg., 0 TDs  
 Kickoff Returns: Larry Marshall ..... 23-651 yds., 28.3 avg., 0 TDs

## PRO BOWLERS IN BOLD



Western Division			
W	L	T	Pct.
Oakland	10	3	1.750
Kansas City	8	6	0.571
Denver	5	9	0.357
San Diego	4	9	1.321
Central Division			
W	L	T	Pct.
Pittsburgh	11	3	0.786
Cleveland †	10	4	0.714
Cincinnati	8	6	0.571
Houston	1	13	0.071
Eastern Division			
W	L	T	Pct.
Miami	14	0	0.000
N.Y. Jets	7	7	0.500
Baltimore	5	9	0.357
Buffalo	4	9	1.321
New England	3	11	0.214

Western Division			
W	L	T	Pct.
San Francisco	8	5	1.607
Allanta	7	7	0.500
Los Angeles	6	7	1.464
New Orleans	2	11	1.179
Central Division			
W	L	T	Pct.
Green Bay	10	4	0.714
Detroit	8	5	1.607
Minnesota	7	7	0.500
Chicago	4	9	1.321
Eastern Division			
W	L	T	Pct.
Washington	11	3	0.786
Dallas †	10	4	0.714
N.Y. Giants	8	6	0.571
St. Louis	4	9	1.321
Philadelphia	2	11	1.179

AFC Championship: Miami 21, PITTSBURGH 17  
 NFC Championship: WASHINGTON 26, Dallas 3  
 Super Bowl VII: Miami 14, Washington 7

# 1971 KANSAS CITY CHIEFS

Head Coach: Hank Stram




Preseason		Record: 4-1-1	
8/7	W 10-7	at Baltimore	16,771
8/14	W 12-10	ATLANTA	37,403
8/21	W 27-7	at New Orleans	70,459
8/30	W 21-16	N.Y. JETS	37,650
9/4	T 17-17	ST. LOUIS	36,743
9/11	L 17-24	at Dallas	74,035
Regular Season		Record: 10-3-1 (1st - AFC West)	
9/19	L 14-21	at San Diego	54,061
9/26	W 20-16	at Houston	46,498
10/3	W 16-3	at Denver	51,200
10/10	W 31-10	SAN DIEGO	50,514
10/18	W 38-16	PITTSBURGH (Mon.) (N)	49,533
10/24	W 27-20	WASHINGTON	51,989
10/31	T 20-20	at Oakland	54,715
11/7	L 10-13	at N.Y. Jets	62,812
11/14	W 13-7	CLEVELAND	50,388
11/21	W 28-10	DENVER	49,945
11/25	L 21-32	at Detroit (Thur.) (Thanksgiving)	54,418
12/6	W 26-17	at San Francisco (Mon.) (N)	45,306
12/12	W 16-14	OAKLAND	51,215
12/19	W 22-9	BUFFALO	48,121
AFC Divisional Playoff Game			
12/25	L 24-27 2 OT	Miami (Sat.)	50,374


## REGULAR STARTERS

OFFENSE		DEFENSE	
WR	Elmo Wright	LE	Marvin Upshaw
LT	Jim Tyrer	LB	Curley Culp
LG	Ed Budde	RT	Buck Buchanan
C	Jack Rudny	RE	Aaron Brown
RG	Mo Moorman	LLB	Bobby Bell
RT	Dave Hill	MLB	Willie Lanier
TE	Morris Stroud	RLB	Jim Lynch
WR	Otis Taylor	LCB	Jim Marsalis
QB	Len Dawson	RCB	Emmitt Thomas
RB	Ed Podolak	LS	Jim Kearney
RB	Wendell Hayes	RS	Johnny Robinson
K	Jan Stenerud	P	Jerrold Wilson

### PRO BOWLERS IN BOLD



Western Division				
	W	L	T	Pct.
Kansas City	10	3	1	.769
Oakland	8	4	2	.667
San Diego	6	8	0	.429
Denver	4	9	1	.308
Central Division				
	W	L	T	Pct.
Cleveland	9	5	0	.643
Pittsburgh	6	8	0	.429
Houston	4	9	1	.308
Cincinnati	4	10	0	.286
Eastern Division				
	W	L	T	Pct.
Miami	10	3	1	.769
Baltimore †	10	4	0	.714
New England	6	8	0	.429
N.Y. Jets	6	8	0	.429
Buffalo	1	13	0	.071



Western Division				
	W	L	T	Pct.
San Francisco	9	5	0	.643
Los Angeles	8	5	1	.615
Atlanta	7	6	1	.538
New Orleans	4	8	2	.333
Central Division				
	W	L	T	Pct.
Minnesota	11	3	0	.786
Detroit	7	6	1	.538
Chicago	6	8	0	.429
Green Bay	4	8	2	.333
Eastern Division				
	W	L	T	Pct.
Dallas	11	3	0	.786
Washington †	9	4	1	.692
Philadelphia	6	7	1	.462
St. Louis	4	9	1	.308
N.Y. Giants	4	10	0	.286

AFC Championship: MIAMI 21, Baltimore 0  
 NFC Championship: DALLAS 14, San Francisco 3  
 Super Bowl VI: Dallas 24, Miami 3

## TEAM STATISTICS

	CHIEFS	OPP.			
TOTAL FIRST DOWNS	240	223			
Rushing	108	73			
Passing	119	125			
Penalty	13	25			
TOTAL NET YARDS	4190	3770			
Avg. Per Game	29.3	269.3			
Total Plays	836	813			
Avg. Per Play	5.0	4.6			
NET YARDS RUSHING	1843	1337			
Avg. Per Game	131.6	95.5			
Total Rushes	462	367			
Avg. Per Play	4.0	3.7			
NET YARDS PASSING	2347	2506			
Avg. Per Game	167.6	179.0			
Sacked/Yards Lost	35/347	28/235			
Gross Yards	2694	2741			
Attempts/Completions	337/183	406/209			
Pct. of Completions	54.3	51.5			
Had Intercepted	13	27			
PUNTS/AVERAGE	64/44.3	67/39.3			
PUNT RETURNS/YARDS	32/150	38/286			
PENALTIES/YARDS	72/734	72/752			
FUMBLES/LOST	23/13	16/7			
TOUCHDOWNS	32	21			
Rushing	14	9			
Passing	15	11			
Returns	3	1			
SAFETIES	0	1			
SCORE BY PERIODS					
	1	2	3	4	Total
CHIEFS TOTAL	61	124	48	70	302
Opp. Total	41	71	22	74	208

## INDIVIDUAL STATISTICS

	PASSING							
	Att.	Cmp.	Yds.	Pct.	TD	Int	LG	Rating
Dawson	301	167	2504	55.2	15	13	82	81.8
Livingston	28	12	130	42.9	0	0	36	57.2
Huarte	6	2	18	33.3	0	0	26	42.3
Podolak	2	2	42	100.0	0	0	23	118.8
CHIEFS TOTAL	337	183	2694	54.3	15	13	82	74.9
Opp. Total	418	209	2703	50.0	11	27	53	83.8

	PASS RECEIVING				
	No.	Yds.	Avg.	LG	TD
Taylor	57	1110	19.5	82	7
Podolak	36	306	8.5	23	0
Wright	26	524	20.3	69†	3
Stroud	22	454	20.6	54	1
Hayes	16	163	10.2	26†	1
Otis	12	74	6.2	26	2
McVea	5	-3	-0.6	10	0
Homan	3	47	9.0	9	0
Frazier	2	41	20.5	23	0
Holmes	2	16	8.0	12	0
Smith	1	12	12.0	12	0
Adams	1	6	6.0	6†	1
CHIEFS TOTAL	183	2694	14.7	82	15
Opp. Total	209	2703	12.9	53	11

	RUSHING				
	No.	Yds.	Avg.	LG	TD
Podolak	184	708	3.8	25	9
Hayes	132	541	4.1	27	1
McVea	68	286	4.2	19	3
Otis	49	184	3.8	11	0
Adams	13	43	3.3	3	0
Taylor	1	25	25.0	25†	1
Dawson	12	24	2.0	8	0
Holmes	21	35	1.7	6	0
Livingston	5	11	2.2	3	0
Frazier	1	-2	-2.0	-2	0
Wright	1	-10	-10.0	-10	0
CHIEFS TOTAL	487	1843	3.8	27	14
Opp. Total	367	1337	3.7	28	6

### TEAM LEADERS

Scoring: Jan Stenerud ..... 110 pts: 32 PATs, 26 FGs  
 INTs: Emmitt Thomas ..... 8-145 yds., 1 TD  
 Punting: Jerrel Wilson ..... 64-2865 yds., 44.8 avg., 68 LG  
 Punt Returns: Ed Podolak ..... 13-84 yds., 6.5 avg., 0 TDs  
 Kickoff Returns: Kerry Reardon ..... 12-308 yds., 25.7 avg., 0 TDs

# 1970 KANSAS CITY CHIEFS

Head Coach: Hank Stram

7-5-2

Preseason		Record: 4-3	
7/31 W 24-3	College All-Stars (Chicago, IL)	69,940	
8/8 W 30-17	at Detroit	55,032	
8/14 L 3-17	BALTIMORE	38,341	
8/22 W 16-13	Cleveland (Memphis, TN)	31,532	
8/29 L 17-22	at Atlanta	56,990	
9/5 W 13-0	at Dallas	69,055	
9/12 L 24-34	at St. Louis	50,661	

Regular Season		Record: 7-5-2 (2nd - AFC West)	
9/20 L 10-27	at Minnesota	47,900	
9/28 W 44-24	at Baltimore (Mon.) (N)	53,911	
10/4 L 13-26	at Denver	50,705	
10/11 W 23-10	BOSTON	50,698	
10/18 W 27-19	at Cincinnati	57,265	
10/25 L 16-27	DALLAS	51,158	
11/1 T 17-17	OAKLAND	51,334	
11/8 W 24-9	HOUSTON	49,810	
11/15 W 31-14	at Pittsburgh	50,081	
11/22 T 6-6	ST. LOUIS	50,711	
11/29 W 26-14	SAN DIEGO	50,315	
12/6 W 16-0	DENVER	50,454	
12/12 L 6-20	at Oakland (Sat.)	54,596	
12/20 L 13-31	at San Diego	41,379	

## TEAM STATISTICS

	CHIEFS	OPP.			
TOTAL FIRST DOWNS	183	226			
Rushing	83	83			
Passing	86	111			
Penalty	14	32			
TOTAL NET YARDS	3577	3667			
Avg. Per Game	255.5	261.9			
Total Plays	775	861			
Avg. Per Play	4.6	4.3			
NET YARDS RUSHING	1858	1657			
Avg. Per Game	132.7	118.4			
Total Rushes	448	418			
Avg. Per Play	4.1	4.0			
NET YARDS PASSING	1719	2010			
Avg. Per Game	122.8	143.6			
Sacked/Yards Lost	38/319	35/270			
Gross Yards	2038	2280			
Attempts/Completions	289/154	408/195			
Pct. of Completions	53.3	47.8			
Had Intercepted	16	31			
PUNTS/AVERAGE	76/44.9	77/41.5			
PUNT RETURNS/YARDS	31/371	51/414			
PENALTIES/YARDS	83/888	71/817			
FUMBLES/LOST	26/15	22/12			
TOUCHDOWNS	26	26			
Rushing	11	10			
Passing	13	15			
Returns	2	1			
SAFETIES	0	0			
SCORE BY PERIODS					
CHIEFS TOTAL	1	2	3	4	Total
	53	98	46	75	272
Opp. Total	32	77	51	84	244

## REGULAR STARTERS

## INDIVIDUAL STATISTICS

OFFENSE		DEFENSE	
WR Frank Pitts	LE Jerry Mays		
LT Jim Tyrer	LT Curley Culp		
LG Ed Budde	RT Buck Buchanan		
C Jack Rudnay	RE Aaron Brown		
E.J. Holub	RE Aaron Brown		
RG Mo Moorman	LLB Bobby Bell		
RT Dave Hill	MLB Willie Lanier		
TE Fred Arbanas	RLB Jim Lynch		
Morris Stroud	LCB Jim Marsalis		
WR Otis Taylor	RCB Emmitt Thomas		
QB Len Dawson	LS Jim Kearney		
RB Mike Garrett	RS Johnny Robinson		
Ed Podolak	P Jerrel Wilson		
RB Wendell Hayes			
K Jan Stenerud			

	PASSING						Rating
	Att.	Cmp.	Yds.	Pct. TD	Int	LG	
Dawson	262	141	1876	53.8	13	61	71.3
Livingston	22	11	122	50.0	0	31	48.1
Podolak	2	2	40	100.0	0	24	118.0
Huarte	2	0	0	0.0	0	0	0.0
McVea	1	0	0	0.0	0	0	39.6
CHIEFS TOTAL	289	154	2038	53.3	13	61	75.5
Opp. Total	408	195	2280	47.8	15	31	45.9

### PRO BOWLERS IN BOLD

### AMERICAN CONFERENCE

### NATIONAL CONFERENCE

Western Division				Western Division			
W	L	T	Pct.	W	L	T	Pct.
Oakland	8	4	2.667	San Francisco	10	3	1.769
Kansas City	7	5	2.583	Los Angeles	9	4	1.692
San Diego	5	6	3.455	Atlanta	4	8	2.333
Denver	5	8	1.385	New Orleans	2	11	1.154
Central Division				Central Division			
W	L	T	Pct.	W	L	T	Pct.
Cincinnati	8	6	0.571	Minnesota	12	2	0.857
Cleveland	7	7	0.500	Detroit +	10	4	0.714
Pittsburgh	5	9	0.357	Chicago	6	8	0.429
Houston	3	10	1.231	Green Bay	6	8	0.429
Eastern Division				Eastern Division			
W	L	T	Pct.	W	L	T	Pct.
Baltimore	11	2	1.846	Dallas	10	4	0.714
Miami +	10	4	0.714	N.Y. Giants	9	5	0.643
N.Y. Jets	4	10	0.286	St. Louis	8	5	1.615
Buffalo	3	10	1.231	Washington	6	8	0.429
Boston	2	12	0.143	Philadelphia	3	10	1.231

AFC Championship: BALTIMORE 27, Oakland 17  
 NFC Championship: Dallas 17, SAN FRANCISCO 10  
 Super Bowl V: Baltimore 16, Dallas 13

### PASS RECEIVING

	No.	Yds.	Avg.	LG	TD
Taylor	34	618	18.2	59	3
Podolak	26	307	11.8	59	1
Hayes	26	219	8.3	28	0
Holmes	23	173	7.5	31	1
Pitts	11	172	15.6	54	2
Arbanas	8	108	14.5	26	1
Cannon	7	125	17.8	45	2
Richardson	5	171	34.2	61	2
McVea	5	26	5.2	15	0
Garrett	4	4	1.0	5	0
Stroud	4	86	24.5	50	1
Porter	1	29	29.0	29	0
CHIEFS TOTAL	154	2038	13.2	61	13
Opp. Total	195	2280	11.7	89	15

### RUSHING

	No.	Yds.	Avg.	LG	TD
Podolak	168	749	4.5	65	3
Hayes	109	381	3.5	22	5
McVea	61	260	4.3	34	0
Holmes	63	206	3.3	22	3
Pitts	5	84	16.8	42	0
Garrett	21	62	3.2	18	0
Dawson	11	46	4.2	21	0
Livingston	3	26	8.7	16	0
Porter	2	21	10.5	21	0
Taylor	3	13	4.3	7	0
Cannon	1	10	10.0	10	0
Richardson	1	4	4.0	4	0
CHIEFS TOTAL	448	1858	4.1	65	11
Opp. Total	418	1657	4.0	47	10

### TEAM LEADERS

Scoring: Jan Stenerud	116 pts: 26 PATs, 30 FGs
INTs: Johnny Robinson	10-155 yds., 1 TD
Punting: Jerrel Wilson	76-3415 yds., 44.9 avg., 68 LG
Punt Returns: Ed Podolak	23-311 yds., 13.5 avg., 0 TDs
Kickoff Returns: Robert Holmes	19-535 yds., 28.2 avg., 0 TDs

# 1969 KANSAS CITY CHIEFS

Head Coach: Hank Stram



## Preseason Record: 6-0

8/2	W	23-17	Oakland (Birmingham, AL)	21,000
8/9	W	38-13	DETROIT	38,027
8/16	W	23-7	Cincinnati (Jackson, MS)	24,513
8/23	W	42-14	at L.A. Rams	58,306
8/28	W	31-21	at St. Louis	48,006
9/6	W	14-10	ATLANTA	37,273

## Regular Season Record: 11-3 (2nd - AFL West)

9/14	W	27-9	at San Diego	47,988
9/21	W	31-0	at Boston	22,002
9/28	L	19-24	at Cincinnati	27,812
10/5	W	26-13	at Denver	50,564
10/12	W	24-0	HOUSTON	45,805
10/19	W	17-10	MIAMI	49,809
10/26	W	42-22	CINCINNATI	50,934
11/2	W	29-7	at Buffalo	45,844
11/9	W	27-3	SAN DIEGO	51,104
11/16	W	34-16	at N.Y. Jets	63,849
11/23	L	24-27	OAKLAND	51,982
11/27	W	31-17	DENVER (Thur.) (Thanksgiving)	48,773
12/7	W	22-19	BUFFALO	47,112
12/13	L	6-10	at Oakland (Sat.)	54,443

**AFL Divisional Playoff Game**

12/20	W	13-6	at N.Y. Jets (Sat.)	62,977
-------	---	------	---------------------	--------

**AFL Championship Game**

1/4	W	17-7	at Oakland	54,443
-----	---	------	------------	--------

**Super Bowl IV**

1/11	W	23-7	Minnesota (New Orleans, LA)	80,562
------	---	------	-----------------------------	--------

## TEAM STATISTICS

	CHIEFS	OPP.			
TOTAL FIRST DOWNS	258	181			
Rushing	129	53			
Passing	125	111			
Penalty	4	17			
TOTAL NET YARDS	4607	3163			
Avg. Per Game	329.1	225.9			
Total Plays	899	808			
Avg. Per Play	5.1	3.9			
NET YARDS RUSHING	2220	1091			
Avg. Per Game	158.6	77.9			
Total Rushes	522	316			
Avg. Per Play	4.3	3.5			
NET YARDS PASSING	2387	2072			
Avg. Per Game	170.5	148.0			
Sacked/Yards Lost	26/251	48/419			
Gross Yards	2638	2491			
Attempts/Completions	351/196	426/200			
Pct. of Completions	55.8	46.9			
Had Intercepted	20	32			
PUNTS/AVERAGE	68/44.4	94/42.6			
PUNT RETURNS/YARDS	33/242	43/509			
KICKOFF RETURNS/YARDS	41/1090	59/1431			
PENALTIES/YARDS	62/757	39/434			
FUMBLES/LOST	34/19	25/15			
TOUCHDOWNS	40	19			
Rushing	19	6			
Passing	16	10			
Returns	5	3			
SAFETIES	0	1			
SCORE BY PERIODS	1	2	3	4	Total
CHIEFS TOTAL	81	117	50	111	359
Opp. Total	29	45	36	67	177

## REGULAR STARTERS

OFFENSE		DEFENSE	
WR	Frank Pitts	LE	Jerry Mays
LT	Jim Tyrer	LT	Curley Culp
LG	Ed Budde	RT	Buck Buchanan
C	E.J. Holub	RE	Aaron Brown
RG	Mo Moorman	LLB	Bobby Bell
TE	Dave Hill	MLB	Willie Lanier
RT	Fred Arbanas	RLB	Jim Lynch
WR	Gloster Richardson	LCB	Jim Marsalis
	Otis Taylor	RCB	Emmitt Thomas
QB	Len Dawson	LS	Jim Kearney
	Mike Livingston	RS	Johnny Robinson
RB	Mike Garrett	P	Jerrrell Wilson
RB	Robert Holmes		
K	Jan Stenerud		

ALL-STAR IN BOLD



### AMERICAN FOOTBALL LEAGUE

Western Division			
W	L	T	Pct.
Oakland	12	1	0.923
Kansas City	11	3	0.786
San Diego	8	6	0.571
Denver	5	8	0.385
Cincinnati	4	9	0.308

Eastern Division			
W	L	T	Pct.
N.Y. Jets	10	4	0.714
Houston	6	6	0.500
Boston	4	10	0.286
Buffalo	4	10	0.286
Miami	3	10	0.231

**AFL Divisional Playoffs**  
 Kansas City 13, N.Y. JETS 6  
 OAKLAND 56, Houston 7

**AFL Championship**  
 Kansas City 17, OAKLAND 7

**NFL Championship**  
 MINNESOTA 27, Cleveland 7

**Super Bowl IV**  
 Kansas City 23, Minnesota 7



### NATIONAL FOOTBALL LEAGUE

Western Conference				
City	W	L	T	Pct.
Los Angeles	11	3	0	0.786
Baltimore	8	5	1	0.615
Atlanta	8	8	0	0.500
San Francisco	4	8	2	0.333

Central Division				
City	W	L	T	Pct.
Minnesota	12	2	0	0.857
Detroit	9	4	1	0.692
Green Bay	8	6	0	0.571
Chicago	1	13	0	0.071

Eastern Conference				
City	W	L	T	Pct.
Dallas	11	2	1	0.846
Washington	7	5	2	0.583
New Orleans	5	9	0	0.357
Philadelphia	4	9	1	0.308

Century Division				
City	W	L	T	Pct.
Cleveland	10	3	1	0.769
N.Y. Giants	6	8	0	0.429
St. Louis	4	9	1	0.308
Pittsburgh	1	13	0	0.071

## INDIVIDUAL STATISTICS

	PASSING					Int	LG	Rating
	Att.	Cmp.	Yds.	Pct.	TD			
Dawson	166	98	1323	59.0	9	13	55	70.0
Livingston	161	84	1123	52.2	4	6	93	67.6
Lee	20	12	109	60.0	1	1	31	70.6
McVea	3	1	50	33.0	1	0	50	121.5
Flores	1	1	33	100.0	1	0	33	158.3
CHIEFS TOTAL	351	196	2638	55.8	16	20	93	71.5
Opp. Total	426	200	2491	46.9	10	32	—	42.0

	PASS RECEIVING					LG	TD
	No.	Yds.	Avg.	LG	TD		
Garrett	43	432	10.0	41	2		
Taylor	41	696	17.0	79	7		
Pitts	31	470	15.8	50	2		
Holmes	26	266	10.2	33	3		
Richardson	23	381	16.6	39	2		
Arbanas	16	258	16.1	44	0		
Hayes	9	64	7.1	17	0		
McVea	7	71	10.1	22	0		
CHIEFS TOTAL	196	2638	12.1	79	16		
Opp. Total	200	2491	12.5	80	10		

	RUSHING					LG	TD
	No.	Yds.	Avg.	LG	TD		
Garrett	168	732	4.4	34	6		
Holmes	150	612	4.1	25	2		
McVea	106	500	4.7	80	7		
Hayes	62	208	3.4	11	4		
Livingston	15	102	6.8	39	0		
Lowe	10	33	3.3	18	0		
Pitts	5	28	5.6	11	0		
Dawson	1	3	3.0	3	0		
Lee	1	3	3.0	3	0		
Arbanas	1	1	1.0	1	0		
Flores	1	0	0.0	0	0		
Taylor	2	-2	-1.0	10	0		
CHIEFS TOTAL	522	2220	4.3	80	19		
Opp. Total	314	1091	3.5	50	8		

## TEAM LEADERS

Scoring: Jan Stenerud	119 pts:	38 PATs,	27 FGs
INTs: Johnny Robinson	8-158 yds.,	0 TDs	
Punting: Jerrrell Wilson	68-3022 yds.,	44.4 avg.,	62 LG
Punt Returns: Noland Smith	9-107 yds.,	11.9 avg.,	0 TDs
Kickoff Returns: Warren McVea	13-316 yds.,	24.5 avg.,	0 TDs

# 1968 KANSAS CITY CHIEFS

Head Coach: Hank Stram

12-2

## Preseason Record: 4-1

8/3	W	38-14	at Cincinnati	21,682
8/10	W	13-10	at Minnesota	46,228
8/17	W	13-10	ST. LOUIS	47,462
8/24	W	31-21	OAKLAND	43,769
8/31	L	16-36	at L.A. Rams	54,323

## Regular Season Record: 12-2 (1st, tie - AFL West)

9/9	W	26-21	at Houston (Mon.) (N)	45,083
9/15	L	19-20	N.Y. JETS	48,871
9/22	W	34-2	DENVER	45,821
9/28	W	48-3	at Miami (Sat.) (N)	28,501
10/5	W	18-7	at Buffalo (Sat.) (N)	40,748
10/13	W	13-3	CINCINNATI	47,096
10/20	W	24-10	OAKLAND	50,015
10/27	W	27-20	SAN DIEGO	50,344
11/3	L	21-38	at Oakland	53,357
11/10	W	16-9	at Cincinnati	25,537
11/17	W	31-17	BOSTON	48,271
11/28	W	24-10	HOUSTON (Thur.) (Thanksgiving)	48,493
12/8	W	40-3	at San Diego	51,174
12/14	W	30-7	at Denver (Sat.)	38,463

## AFL Divisional Playoff Game

12/22	L	6-41	at Oakland	54,444
-------	---	------	------------	--------

## REGULAR STARTERS

### OFFENSE

WR	Frank Pitts
LT	Jim Tyrer
LG	Ed Budde
C	E.J. Holub
RG	Mo Moorman
RT	Dave Hill
TE	Fred Arbanas
WR	Gloster Richardson
	Otis Taylor
QB	Len Dawson
RB	Mike Garrett
RB	Robert Holmes
K	Jan Stenerud

### DEFENSE

LE	Jerry Mays
LT	Ed Lothamer
RT	Buck Buchanan
RE	Aaron Brown
LLB	Bobby Bell
MLB	Willie Lanier
RLB	Jim Lynch
LCB	Emmitt Thomas
RCB	Willie Mitchell
LS	Jim Kearney
RS	Johnny Robinson
P	Jerral Wilson

### ALL-STAR IN BOLD



### AMERICAN FOOTBALL LEAGUE

#### Western Division

	W	L	T	Pct.
Oakland	12	2	0	.857
Kansas City	12	2	0	.857
San Diego	9	5	0	.643
Denver	5	9	0	.357
Cincinnati	3	11	0	.214

#### Eastern Division

	W	L	T	Pct.
N.Y. Jets	11	3	0	.786
Houston	7	7	0	.500
Miami	5	8	1	.385
Boston	4	10	0	.286
Buffalo	1	12	1	.077

#### AFL Western Division Playoff

OAKLAND 41, Kansas City 6

#### AFL Championship

N.Y. JETS 27, Oakland 23

#### NFL Championship

Baltimore 34, CLEVELAND 0

#### Super Bowl III

N.Y. Jets 16, Baltimore 7



### NATIONAL FOOTBALL LEAGUE

#### Western Conference

	W	L	T	Pct.
Costal Division				
Baltimore	13	1	0	.929
Los Angeles	10	3	1	.769
San Francisco	7	6	1	.538
Atlanta	2	12	0	.143
Central Division				
Minnesota	8	6	0	.571
Chicago	7	7	0	.500
Green Bay	6	7	1	.462
Detroit	4	8	2	.333

#### Eastern Conference

	W	L	T	Pct.
Capitol Division				
Dallas	12	2	0	.857
N.Y. Giants	7	7	0	.500
Washington	5	9	0	.357
Philadelphia	2	12	0	.143
Century Division				
Cleveland	10	4	0	.714
St. Louis	9	4	1	.692
New Orleans	4	9	1	.308
Pittsburgh	2	11	1	.154

## TEAM STATISTICS

	CHIEFS	OPP.
FIRST DOWNS	223	215
Rushing	123	52
Passing	89	140
Penalty	11	23
TOTAL NET YARDS	4503	4089
Avg. Per Game	321.6	292.1
Total Plays	831	900
Avg. Per Play	5.4	4.5
NET YARDS RUSHING	2227	1266
Avg. Per Game	158.1	90.4
Total Rushes	537	365
Avg. Per Play	4.1	3.5
NET YARDS PASSING	2276	2823
Avg. Per Game	162.6	201.6
Sacked/Yards Lost	24/216	45/439
Gross Yards	2492	3562
Attempts/Completions	270/156	461/214
Pct. of Completions	57.8	46.4
Had Intercepted	11	37
PUNTS/AVERAGE	65/45.3	63/41.8
PUNT RETURNS/YARDS	31/450	31/220
KICKOFF RETURNS/YARDS	38/736	54/1044
PENALTIES/YARDS	66/650	62/555
FUMBLES/LOST	26/16	22/12
TOUCHDOWNS	40	16
Rushing	16	4
Passing	20	14
Returns	4	0
SAFETIES	1	1
SCORE BY PERIODS		
CHIEFS TOTAL	90	111
Opp. Total	46	57
CHIEFS TOTAL	74	96
Opp. Total	40	27

## INDIVIDUAL STATISTICS

	PASSING							Rating
	Att.	Cmp.	Yds.	Pct.	Td.	Int.	LG	
Dawson	224	131	2109	58.5	17	9	92	98.8
Lee	45	25	383	55.6	3	1	61	97.1
Garrett	1	0	0	0.0	0	1	0	0.0
CHIEFS TOTAL	270	156	2492	57.8	20	11	92	96.3
Opp. Total	461	214	3562	46.4	14	37	—	49.6

	PASS RECEIVING				
	No.	Yds.	Avg.	LG	TD
Garrett	33	359	10.9	43	3
Pitts	30	655	21.8	90	6
Richardson	22	494	22.5	92	6
Taylor	20	420	21.0	67	4
Holmes	19	201	10.6	43	0
Hayes	12	108	9.0	22	1
Arbanas	11	189	17.2	48	0
McClinton	3	4	-1.3	5	0
Carolan	2	26	13.0	19	0
Coan	2	15	7.5	12	0
Wilson	1	14	14.0	14	0
Smith	1	15	15.0	15	0
CHIEFS TOTAL	156	2492	16.0	92	20
Opp. Total	214	3562	16.6	—	14

	RUSHING				
	No.	Yds.	Avg.	LG	TD
Holmes	174	866	5.0	76	7
Garrett	164	554	3.4	37	3
Hayes	85	340	4.0	25	4
Coan	40	160	4.0	24	1
Pitts	11	107	9.7	23	0
McClinton	24	107	4.5	19	0
Taylor	5	41	8.2	30	1
Dawson	28	40	2.0	22	0
Arbanas	3	14	4.7	8	0
Livingston	2	2	1.0	3	0
Wilson	5	1	0.2	1	0
Smith	2	-2	-1.0	1	0
Richardson	1	-3	-3.0	-3	0
Low	1	-10	-10.0	-10	0
CHIEFS TOTAL	537	2227	4.1	76	16
Opp. Total	365	1266	3.5	—	4

## TEAM LEADERS

Scoring: Jan Stenerud	129 pts: 39 PATs, 30 FGs
INTs: Johnny Robinson	6-40 yds., 0 TDs
Punting: Jerral Wilson	63-2841 yds., 45.1 avg., 70 LG
Punt Returns: Noland Smith	18-270 yds., 15.0 avg., 1 TD
Kickoff Returns: Noland Smith	23-549 yds., 23.9 avg., 0 TDs

# 1967 KANSAS CITY CHIEFS

Head Coach: Hank Stram



Preseason		Record: 4-1	
8/5	W 24-9	at Houston	36,362
8/12	W 30-17	N.Y. Jets (Birmingham, AL)	53,109
8/19	W 48-0	Oakland (Portland, OR)	13,352
8/23	W 66-24	CHICAGO	33,041
9/1	L 24-44	at L.A. Rams	73,990
Regular Season		Record: 9-5 (2nd - AFL West)	
9/9	W 25-20	at Houston (Sat.) (N)	26,003
9/24	W 24-0	at Miami	36,272
10/1	L 21-23	at Oakland	50,268
10/8	W 41-0	MIAMI	45,291
10/15	L 31-45	at San Diego	45,365
10/22	L 19-24	HOUSTON	46,365
10/29	W 52-9	DENVER	44,002
11/5	W 42-18	N.Y. JETS	46,642
11/12	W 33-10	at Boston	23,010
11/19	L 16-17	SAN DIEGO	46,738
11/23	L 22-44	OAKLAND (Thur.) (Thanksgiving)	44,020
12/3	W 23-13	BUFFALO	41,948
12/10	W 21-7	at N.Y. Jets	62,891
12/17	W 38-24	at Denver	31,660

## TEAM STATISTICS

	CHIEFS	OPP.
TOTAL FIRST DOWNS	251	221
Rushing	116	73
Passing	117	132
Penalty	18	16
TOTAL NET YARDS	4490	3844
Avg. Per Game	320.7	281.7
Total Plays	872	843
Avg. Per Play	5.1	4.7
NET YARDS RUSHING	2018	1408
Avg. Per Game	144.1	100.6
Total Rushes	462	343
Avg. Per Play	4.4	4.1
NET YARDS PASSING	2472	2536
Avg. Per Game	176.6	181.1
Sacked/Yards Lost	32/301	38/354
Gross Yards	2773	2536
Attempts/Completions	382/213	462/229
Pct. of Completions	55.8	49.6
Had Intercepted	19	31
PUNTS/AVERAGE	61/41.3	60/42.3
PUNT RETURNS/YARDS	33/245	31/331
KICKOFF RETURNS/YARDS	53/1245	55/1207
PENALTIES/YARDS	68/680	76/747
FUMBLES/LOST	28/8	27/11
TOUCHDOWNS	49	30
Rushing	18	10
Passing	26	13
Returns	5	7
SAFETIES	1	0
SCORE BY PERIODS		
CHIEFS TOTAL	87	143
Opp. Total	61	91
	3	4
	83	95
	6	66
		254

## REGULAR STARTERS

OFFENSE		DEFENSE	
WR	Chris Burford	LE	Jerry Mays
LT	Jim Tyrer	LT	Andy Rice
LG	Ed Budde		Ed Lothamer
C	Jon Gilliam	RT	Buck Buchanan
RG	Curt Merz	RE	Chuck Hurston
RT	Dave Hill	LLB	Bobby Bell
TE	Fred Arbanas	MLB	Sherrill Headrick
WR	Gloster Richardson	RLB	E.J. Holub
	Otis Taylor	LCB	Emmitt Thomas
QB	Len Dawson	RCB	Willie Mitchell
RB	Mike Garrett	LS	Bobby Hunt
RB	Curtis McClinton	RS	Johnny Robinson
K	Jan Stenerud	P	Jerral Wilson
			Wayne Walker

ALL-STARS IN BOLD

## INDIVIDUAL STATISTICS

	PASSING							Rating
	Att.	Cmp.	Yds.	Pct.	TD	Int	LG	
Dawson	357	206	2651	57.7	24	17	71	83.5
Lee	19	6	105	31.6	1	2	29	29.6
Garrett	4	1	17	25.0	0	0	17	84.4
Others	2	0	0	0.0	0	0	0	39.6
CHIEFS TOTAL	382	213	2773	55.8	26	26	71	73.2
Opp. Total	462	229	2536	49.6	13	31	—	47.7
PASS RECEIVING								
	No.	Yds.	Avg.	LG	TD			
Taylor	59	958	16.2	71	11			
Garrett	46	261	5.7	34	1			
McClinton	26	219	8.4	25	1			
Burford	25	389	15.6	55	3			
Arbanas	20	295	14.8	43	5			
G. Thomas	13	99	7.6	27	2			
Richardson	12	312	26.0	56	2			
Coan	5	41	8.2	24	0			
Pitts	4	131	32.8	59	1			
Carolan	2	26	13.0	23	0			
N. Smith	1	42	42.0	42	0			
CHIEFS TOTAL	213	2773	13.0	71	26			
Opp. Total	229	2536	11.1	—	13			



AMERICAN FOOTBALL LEAGUE

Western Division

	W	L	T	Pct.
Oakland	13	1	0	.929
Kansas City	9	5	0	.643
San Diego	8	5	1	.615
Denver	3	11	0	.214

Eastern Division

	W	L	T	Pct.
Houston	9	4	1	.692
N.Y. Jets	8	5	1	.615
Buffalo	4	10	0	.286
Miami	5	8	1	.385
Boston	3	10	1	.231

AFL Championship

OAKLAND 40, Houston 7

NFL Championship

GREEN BAY 21, Dallas 17

Super Bowl II

Green Bay 33, Oakland 14



NATIONAL FOOTBALL LEAGUE

Western Conference

	W	L	T	Pct.
Los Angeles	11	1	2	.917
Baltimore	11	1	2	.917
San Francisco	7	7	0	.500
Atlanta	1	12	1	.077

Central Division

	W	L	T	Pct.
Green Bay	9	4	1	.692
Chicago	7	6	1	.538
Detroit	5	7	2	.417
Minnesota	3	8	3	.273

Eastern Conference

	W	L	T	Pct.
Dallas	9	5	0	.643
Philadelphia	6	7	1	.462
Washington	5	6	3	.455
New Orleans	3	11	0	.214

Central Division

	W	L	T	Pct.
Cleveland	9	5	0	.643
N.Y. Giants	7	7	0	.500
St. Louis	6	7	1	.462
Pittsburgh	4	9	1	.308

	RUSHING				
	No.	Yds.	Avg.	LG	TD
Garrett	236	1087	4.6	58	9
McClinton	97	392	4.0	34	2
Coan	63	275	4.4	38	4
G. Thomas	35	133	3.8	19	1
Dawson	20	68	3.4	24	0
Taylor	5	29	5.8	24	1
Pitts	3	19	6.3	15	1
Wilson	1	10	10.0	10	0
N. Smith	1	8	8.0	8	0
Lee	1	-3	-3.0	-3	0
CHIEFS TOTAL	462	2018	4.5	58	18
Opp. Total	343	1408	4.1	—	10

## TEAM LEADERS

Scoring: Jan Stenerud 108 pts; 45 PATS, 21 FGs  
 INTs: Fletcher Smith 6-150 yds., 0 TDs  
 Punting: Jerral Wilson 41-1739 yds., 42.4 avg., 59 LG  
 Punt Returns: Noland Smith 26-212 yds., 8.2 avg., 0 TDs  
 Kickoff Returns: Noland Smith 41-1148 yds., 28.0 avg., 1 TD

# 1966 KANSAS CITY CHIEFS

Head Coach: Hank Stram



Preseason		Record: 4-0
8/6	W 32-30	at Denver ..... 17,771
8/12	W 33-0	at Miami ..... 34,277
8/20	W 31-21	San Diego (Anaheim, CA) ... 36,038
8/27	W 31-20	HOUSTON ..... 25,270
Regular Season		Record: 11-2-1 (1st - AFL West)
9/11	W 42-20	at Buffalo ..... 42,023
9/18	W 32-10	at Oakland ..... 50,746
9/25	W 43-24	at Boston ..... 22,641
10/2	L 14-29	BUFFALO ..... 43,885
10/8	W 37-10	DENVER (Sat.) (N) ..... 33,929
10/16	L 13-34	OAKLAND ..... 33,057
10/23	W 56-10	at Denver ..... 26,196
10/30	W 48-23	HOUSTON ..... 31,676
11/6	W 24-14	SAN DIEGO ..... 40,986
11/13	W 34-16	MIAMI ..... 34,063
11/20	T 27-27	BOSTON ..... 41,475
11/27	W 32-24	at N.Y. Jets ..... 60,318
12/11	W 19-18	at Miami ..... 17,881
12/18	W 27-17	at San Diego ..... 28,348
AFL Championship Game		
1/1	W 31-7	at Buffalo ..... 42,080
Super Bowl I		
1/15	L 10-35	Green Bay (L.A. Coliseum) ... 61,946

## TEAM STATISTICS

	CHIEFS	OPP.			
TOTAL FIRST DOWNS	266	222			
Rushing	106	75			
Passing	140	125			
Penalty	20	22			
TOTAL NET YARDS	5114	3870			
Avg. Per Game	365.3	283.6			
Total No. Plays	846	973			
Avg. Per Play	6.0	4.6			
NET YARDS RUSHING	2274	1356			
Avg. Per Game	162.4	96.9			
Total Rushes	439	353			
Avg. Per Play	5.2	3.8			
NET YARDS PASSING	2840	2614			
Avg. Per Game	202.9	195.7			
Sacked/Yards Lost	30/283	26/262			
Gross Yards	3123	2616			
Attempts/Completions	377/199	494/226			
Pct. of Completions	52.8	45.8			
Had Intercepted	15	33			
PUNTS/AVERAGE	62/43.8	69/41.3			
PUNT RETURNS/YARDS	31/276	36/359			
KICKOFF RETURNS/YARDS	54/114	64/2045			
PENALTIES/YARDS	61/680	56/592			
FUMBLES/LOST	21/16	21/8			
TOUCHDOWNS	55	32			
Rushing	19	10			
Passing	31	18			
Returns	5	4			
SAFETIES	0	0			
SCORE BY PERIODS	1	2	3	4	Total
CHIEFS TOTAL	158	80	94	116	448
Opp. Total	33	115	50	78	276

## REGULAR STARTERS

OFFENSE		DEFENSE	
WR	Chris Burford	LE	Jerry Mays
LT	Jim Tyrer	LT	Andy Rice
LG	Ed Budde		Ed Lothamer
C	Jon Gilliam	RT	Buck Buchanan
	Wayne Frazier	RE	Chuck Hurston
RG	Curt Merz	LLB	Bobby Bell
RT	Dave Hill	MLB	Sherrell Headrick
TE	Fred Arbanas	RLB	E.J. Holub
WR	Otis Taylor	LCB	Fred Williamson
QB	Len Dawson	RCB	Willie Mitchell
RB	Mike Garrett	SS	Bobby Hunt
RB	Curtis McClinton	FS	Johnny Robinson
K	Mike Mercer	P	Jerral Wilson
	Tommy Brooker		

### ALL-STARTS IN BOLD

AMERICAN FOOTBALL LEAGUE				NATIONAL FOOTBALL LEAGUE			
Western Division				Western Conference			
W	L	T	Pct.	W	L	T	Pct.
Kansas City	11	2	1.846	Green Bay	12	2	0.857
Oakland	8	5	1.615	Baltimore	9	5	0.643
San Diego	7	6	1.538	Los Angeles	8	6	0.571
Denver	4	10	0.286	San Francisco	6	6	2.500
Eastern Division				Eastern Conference			
W	L	T	Pct.	W	L	T	Pct.
Buffalo	9	4	1.692	Chicago	5	7	2.417
Boston	8	4	2.667	Detroit	4	9	1.308
N.Y. Jets	6	6	2.500	Minnesota	4	9	1.308
Houston	3	11	0.214				
Miami	3	11	0.214	Dallas	10	3	1.769
				Cleveland	9	5	0.643
				Philadelphia	9	5	0.643
				St. Louis	8	5	1.615
				Washington	7	7	0.500
				Pittsburgh	5	8	1.385
				Atlanta	3	11	0.214
				N.Y. Giants	1	12	1.077

**AFL Championship**  
Kansas City 31, BUFFALO 7

**NFL Championship**  
Green Bay 34, DALLAS 27

**Super Bowl I**  
Green Bay 35, Kansas City 10

## INDIVIDUAL STATISTICS

PASSING									
	Att.	Cmp.	Yds.	Pct.	TD	Int	LG	Rating	
Dawson	284	159	2527	56.0	26	10	89	101.9	
Beathard	90	394	578	43.3	4	4	77	61.3	
Coan	1	1	18	100.0	1	0	18	158.3	
Garrett	1	0	0	0.0	0	0	0	39.6	
Taylor	1	0	0	0.0	0	1	0	0.0	
CHIEFS TOTAL	377	199	3123	52.8	31	15	89	91.3	
Opp. Total	494	226	2616	45.8	18	33	—	46.3	
PASS RECEIVING									
	No.	Yds.	Avg.	LG	TD				
Taylor	58	1297	22.4	89	8				
Burford	58	758	13.1	38	8				
Arbanas	22	305	13.9	36	4				
McClinton	19	285	15.0	68	5				
Coan	18	131	7.3	20	2				
Garrett	15	175	11.7	36	1				
Carolyn	7	154	22.0	45	3				
Pitts	1	11	11.0	11	0				
Wilson	1	7	7.0	7	0				
CHIEFS TOTAL	199	3123	14.2	89	31				
Opp. Total	226	2614	11.5	—	18				
RUSHING									
	No.	Yds.	Avg.	LG	TD				
Garrett	147	801	5.5	77	6				
McClinton	140	540	3.9	49	4				
Coan	96	521	5.4	57	7				
Dawson	24	167	7.0	18	0				
Beathard	20	152	7.6	52	1				
G. Thomas	7	53	7.6	28	1				
Taylor	2	33	16.5	19	0				
Wilson	3	7	2.3	5	0				
CHIEFS TOTAL	439	2274	5.2	77	19				
Opp. Total	353	1356	3.8	—	10				
TEAM LEADERS									
Scoring: Mike Mercer	93 pts: 33 PATS, 20 FGs								
INTS: Johnny Robinson	10-136 yds., 1 TD								
Bobby Hunt	10-113 yds., 0 Tds								
Punting: Jerral Wilson	61-2715 yds., 44.5 avg., 69 LG								
Punt Returns: Mike Garrett	17-139 yds., 8.2 avg., 1 TD								
Kickoff Returns: Emmitt Thomas	29-673 yds., 23.2 avg., 0 TDs								

# 1965 KANSAS CITY CHIEFS

Head Coach: Hank Stram

7-5-2

Preseason		Record: 3-2
8/7 W	30-24	at Denver . . . . . 17,077
8/15 L	10-31	SAN DIEGO . . . . . 13,132
8/22 L	6-23	at Oakland . . . . . 13,592
8/28 W	18-16	Buffalo (Wichita, KS) . . . . . 8,630
9/4 W	34-7	BOSTON . . . . . 15,157
Regular Season		Record: 7-5-2 (3rd - AFL West)
9/12 L	10-37	at Oakland . . . . . 18,659
9/18 W	14-10	at N.Y. Jets (Sat.) (N) . . . . . 53,658
9/26 T	10-10	at San Diego . . . . . 28,126
10/3 W	27-17	BOSTON . . . . . 26,773
10/10 W	31-23	at Denver . . . . . 31,001
10/17 L	7-23	BUFFALO . . . . . 26,941
10/24 L	36-38	at Houston . . . . . 34,670
10/31 W	14-7	OAKLAND . . . . . 18,354
11/7 L	10-13	N.Y. JETS . . . . . 25,523
11/14 W	31-7	SAN DIEGO . . . . . 21,968
11/21 T	10-10	at Boston . . . . . 13,056
11/28 W	52-21	HOUSTON . . . . . 16,459
12/12 L	25-34	at Buffalo . . . . . 40,298
12/19 W	45-35	DENVER . . . . . 14,421

## REGULAR STARTERS

OFFENSE		DEFENSE	
WR	Chris Burford	LE	Jerry Mays
LT	Jim Tyrer	LT	Ed Lothamer
LG	Ed Budde	RT	Buck Buchanan
C	Jon Gilliam	RE	Mel Branch
RG	Curt Merz	LLB	Bobby Bell
RT	Dave Hill	MLB	Sherill Headrick
TE	Fred Arbanas	RLB	E.J. Johnson
WR	Frank Jackson	LCB	Fred Williamson
QB	Len Dawson	RCB	Willie Mitchell
RB	Mack Lee Hill	LS	Bobby Hunt
RB	Curtis McClinton	RS	Johnny Robinson
K	Tommy Brooker	P	Jerrel Wilson

### ALL-STARS IN BOLD



### AMERICAN FOOTBALL LEAGUE

Western Division				
	W	L	T	Pct.
San Diego	9	2	3	.818
Oakland	8	5	1	.615
Kansas City	7	5	2	.583
Denver	4	10	0	.286
Eastern Division				
	W	L	T	Pct.
Buffalo	10	3	1	.769
N.Y. Jets	5	8	1	.385
Boston	4	8	2	.333
Houston	4	10	0	.286
<b>NFL Western Conference Playoff</b>				
GREEN BAY 13, Baltimore 10*				
<b>AFL Championship</b>				
Buffalo 23, SAN DIEGO 0				
<b>NFL Championship</b>				
GREEN BAY 23, Cleveland 12				



### NATIONAL FOOTBALL LEAGUE

Western Conference				
	W	L	T	Pct.
Green Bay	10	3	1	.769
Baltimore	10	3	1	.769
Chicago	9	5	0	.643
San Francisco	7	6	1	.538
Minnesota	7	7	0	.500
Detroit	6	7	1	.462
Los Angeles	4	10	0	.286
Eastern Conference				
	W	L	T	Pct.
Cleveland	11	3	0	.786
Dallas	7	7	0	.500
N.Y. Giants	7	7	0	.500
Washington	6	8	0	.429
Philadelphia	5	9	0	.357
St. Louis	5	9	0	.357
Pittsburgh	2	12	0	.143

## TEAM STATISTICS

	CHIEFS	OPP
<b>FIRST DOWNS</b> . . . . .	228	200
Rushing . . . . .	101	67
Passing . . . . .	119	112
Penalty . . . . .	8	24
<b>TOTAL NET YARDS</b> . . . . .	4290	3749
Avg. Per Game . . . . .	306.4	267.8
Total Plays . . . . .	833	847
Avg. Per Play . . . . .	5.2	4.4
<b>NET YARDS RUSHING</b> . . . . .	1736	1366
Avg. Per Game . . . . .	124.0	97.6
Total Rushes . . . . .	417	383
Avg. Per Play . . . . .	4.2	3.6
<b>NET YARDS PASSING</b> . . . . .	2554	2457
Avg. Per Game . . . . .	182.4	175.5
Sacked/Yards Lost . . . . .	343	299
Gross Yards . . . . .	2897	2756
Attempts/Completions . . . . .	409/200	438/203
Pct. of Completions . . . . .	48.9	46.3
Had Intercepted . . . . .	20	20
<b>PUNTS/AVERAGE</b> . . . . .	72/44.6	82/44.3
<b>PUNT RETURNS/YARDS</b> . . . . .	35/422	29/14.9
<b>KICKOFF RETURNS/YARDS</b> . . . . .	46/1043	55/1182
<b>PENALTIES/YARDS</b> . . . . .	70/728	60/623
<b>FUMBLES/LOST</b> . . . . .	33/21	25/13
<b>TOUCHDOWNS</b> . . . . .	40	34
Rushing . . . . .	15	14
Passing . . . . .	22	18
Returns . . . . .	3	2
SAFETIES . . . . .	0	0
<b>SCORE BY PERIODS</b> . . . . .		<b>Total</b>
CHIEFS TOTAL . . . . .	90	81
Opp. Total . . . . .	33	64
		76
		114
		112
		285

## INDIVIDUAL STATISTICS

	PASSING							
	Att.	Cmp.	Yds.	Pct.	TD	Int	LG	Rating
Dawson . . . . .	305	163	2262	53.4	21	14	67	81.3
Beathard . . . . .	89	36	632	40.5	1	6	73	41.1
McClinton . . . . .	15	0	0	0	0	0	0	39.6
<b>CHIEFS TOTAL</b> . . . . .	<b>395</b>	<b>199</b>	<b>2543</b>	<b>50.4</b>	<b>22</b>	<b>20</b>	<b>73</b>	<b>68.3</b>
Opp. Total . . . . .	438	203	2457	46.3	18	20	—	58.6

	PASS RECEIVING				
	No.	Yds.	Avg.	LG TD	
Burford . . . . .	47	575	12.2	57	6
McClinton . . . . .	37	590	15.9	69	3
Jackson . . . . .	28	440	15.7	73	1
Taylor . . . . .	26	446	17.2	48	5
Arbanas . . . . .	24	418	17.4	67	4
Hill . . . . .	21	264	12.6	46	1
Coan . . . . .	9	85	9.4	23	2
Carolan . . . . .	6	65	10.8	14	0
Pitts . . . . .	1	11	11.0	11	0

<b>CHIEFS TOTAL</b> . . . . .	<b>199</b>	<b>2894</b>	<b>14.5</b>	<b>73</b>	<b>22</b>
Opp. Total . . . . .	203	2457	12.1	—	18

	RUSHING				
	No.	Yds.	Avg.	LG TD	
McClinton . . . . .	175	661	3.8	48	6
Hill . . . . .	125	627	5.0	66	2
Dawson . . . . .	43	142	3.3	40	2
Coan . . . . .	45	137	3.0	21	1
Beathard . . . . .	25	138	5.5	26	4
Taylor . . . . .	2	17	8.5	15	0
Jackson . . . . .	1	26	26.0	26	0
Wilson . . . . .	2	4	2.0	3	0
<b>CHIEFS TOTAL</b> . . . . .	<b>418</b>	<b>1752</b>	<b>4.2</b>	<b>66</b>	<b>15</b>
Opp. Total . . . . .	383	1366	3.6	—	14

## TEAM LEADERS

Scoring: Tommy Brooker . . . . .	76 pts: 37 PATS, 13 FGs
INTs: Fred Williamson . . . . .	6-89 yds., 0 TDs
Punting: Jerrel Wilson . . . . .	68-3132 yds., 46.1 avg., 64 LG
Punt Returns: Willie Mitchell . . . . .	19-242 yds., 12.7 avg., 1 TD
Kickoff Returns: Bert Coan . . . . .	19-479 yds., 25.2 avg., 0 TDs

# 1964 KANSAS CITY CHIEFS

Head Coach: Hank Stram



## TEAM STATISTICS

	CHIEFS	OPP
TOTAL FIRST DOWNS	244	204
Rushing	88	76
Passing	142	117
Penalty	14	11
TOTAL NET YARDS	4710	3935
Avg. Per Game	336.4	281.1
Total Plays	871	856
Avg. Per Play	5.4	4.6
NET YARDS RUSHING	1839	1315
Avg. Per Game	131.4	93.9
Total Rushes	411	387
Avg. Per Play	4.5	3.4
NET YARDS PASSING	2871	2620
Avg. Per Game	205.1	187.1
Sacked/Yards Lost	44/450	28/279
Gross Yards	3321	2899
Attempts/Completions	412/228	443/218
Pct. of Completions	55.3	49.2
Had Intercepted	21	28
PUNTS/AVERAGE	78/42.6	78/40.7
PUNT RETURNS/YARDS	40/377	32/242
KICKOFF RETURNS/YARDS	58/1244	62/1449
PENALTIES/YARDS	56/604	47/460
FUMBLES/LOST	37/19	30/19
TOUCHDOWNS	49	38
Rushing	14	9
Passing	32	25
Returns	3	4
SAFETIES	0	0
SCORE BY PERIODS		
CHIEFS TOTAL	60	106
Opp. Total	70	72
	84	80
	94	366
	80	306

### Preseason

Record: 4-1

8/9	W	21-14	at Oakland	11,118
8/14	W	24-21	at Buffalo	17,738
8/22	L	14-26	SAN DIEGO	28,653
8/28	W	14-10	Denver (Wichita, KS)	19,500
9/3	W	27-17	at Houston	17,450

### Regular Season

Record: 7-7 (2nd - AFC West)

9/13	L	17-34	at Buffalo	30,157
9/27	W	21-9	at Oakland	18,163
10/4	W	28-7	HOUSTON	22,727
10/11	L	27-33	at Denver	16,285
10/18	L	22-35	BUFFALO	20,904
10/23	L	7-24	at Boston (Fri.) (N)	27,400
11/1	W	49-39	DENVER	15,053
11/8	W	42-7	OAKLAND	21,023
11/15	L	14-28	SAN DIEGO	19,792
11/22	W	28-19	at Houston	17,782
11/29	L	14-27	at N.Y. Jets	38,135
12/6	L	24-31	BOSTON	13,166
12/13	W	49-6	at San Diego	26,562
12/20	W	24-7	N.Y. JETS	14,316

## REGULAR STARTERS

### OFFENSE

WR	Chris Burford
LT	Jim Tyrer
LG	Ed Budde
C	Jon Gilliam
RG	Al Reynolds
	Curt Merz
RT	Dave Hill
TE	Fred Arbanas
WR	Frank Jackson
QB	Len Dawson
RB	Mack Lee Hill
	Jack Spikes
RB	Curtis McClinton
K	Tommy Brooker

### DEFENSE

LE	Bobby Bell
LT	Jerry Mays
RT	Buck Buchanan
RE	Mel Branch
LLB	E.J. Holub
MLB	Sherrill Headrick
RLB	Walt Corey
LCB	Duane Wood
RCB	Dave Grayson
SS	Bobby Hunt
FS	Johnny Robinson
P	Jerrel Wilson

ALL-STAR IN BOLD



### AMERICAN FOOTBALL LEAGUE

#### Western Division

	W	L	T	Pct.
San Diego	8	5	1	.615
Kansas City	7	7	0	.500
Oakland	5	7	2	.471
Denver	2	11	1	.154

#### Eastern Division

	W	L	T	Pct.
Buffalo	12	2	0	.857
Boston	10	3	1	.769
N.Y. Jets	5	8	1	.385
Houston	4	10	0	.286



### NATIONAL FOOTBALL LEAGUE

#### Western Conference

	W	L	T	Pct.
Baltimore	12	2	0	.857
Green Bay	8	5	1	.615
Minnesota	8	5	1	.615
Detroit	7	5	2	.583
Los Angeles	5	7	2	.417
Chicago	5	9	0	.357
San Francisco	4	10	0	.286

#### Eastern Conference

	W	L	T	Pct.
Cleveland	10	3	1	.769
St. Louis	9	3	2	.750
Philadelphia	6	8	0	.429
Washington	6	8	0	.429
Dallas	5	8	1	.385
Pittsburgh	5	9	0	.357
N.Y. Giants	2	10	2	.167

### AFL Championship

BUFFALO 20, San Diego 7

### NFL Championship

CLEVELAND 27, Baltimore 0

## INDIVIDUAL STATISTICS

	PASSING							
	Att.	Cmp.	Yds.	Pct.	TD	Int	LG	Rating
Dawson	354	199	2879	56.2	30	18	72	89.9
E. Wilson	47	25	392	53.2	1	1	55	79.4
Beathard	9	4	50	44.4	1	2	22	59.7
Haynes	1	0	0	0.0	0	0	0	39.6
Spikes	1	0	0	0.0	0	0	0	39.6
CHIEFS TOTAL	412	228	2871	55.3	32	21	72	82.0
Opp. Total	443	218	2620	49.2	25	28	—	65.3

	PASS RECEIVING						
	No.	Yds.	Avg.	LG	TD		
Jackson	62	943	15.2	72	9		
Burford	51	675	13.2	55	7		
Haynes	38	562	14.8	59	3		
Arbanas	34	686	20.2	68	8		
M. Hill	19	144	7.6	34	2		
McClinton	13	221	17.0	66	2		
Spikes	5	17	3.4	6	0		
Carolan	3	54	18.0	25	1		
Coan	2	8	4.0	4	0		
J. Wilson	1	11	11.0	11	0		
CHIEFS TOTAL	228	3321	14.5	72	32		
Opp. Total	218	2620	12.0	—	25		

	RUSHING				
	No.	Yds.	Avg.	LG	TD
Haynes	137	713	5.2	80	4
M. Hill	105	567	5.4	71	4
McClinton	72	252	3.5	30	1
Spikes	34	113	3.3	13	0
Dawson	39	95	2.4	18	2
Coan	11	56	5.1	37	2
Beathard	4	43	10.8	41	0
Jackson	2	5	2.5	12	0
E. Wilson	6	5	0.8	8	1
J. Wilson	1	-10	-10.0	-10	0
CHIEFS TOTAL	411	1839	4.5	80	14
Opp. Total	387	1315	3.4	—	9

## TEAM LEADERS

Scoring: Tommy Brooker	70 pts: 46 PATs, 8 FGs
INTs: Dave Grayson	7-187 yds., 0 TDs
Bobby Hunt	7-133 yds., 1 TD
Punting: Jerrel Wilson	60-2628 yds., 43.8 avg., 72 LG
Punt Returns: Willie Mitchell	18-167 yds., 9.3 avg., 0 TDs
Kickoff Returns: Dave Grayson	30-679 yds., 22.6 avg., 0 TDs

# 1963 KANSAS CITY CHIEFS

Head Coach: Hank Stram

5-7-2

## Preseason Record: 3-2

8/3 L 14-26	at San Diego	25,862
8/9 W 17-13	BUFFALO	5,721
8/17 W 35-21	Oakland (Seattle, WA)	13,500
8/23 W 30-16	DENVER	6,865
8/30 L 17-23	Houston	11,000

## Regular Season Record: 5-7-2 (3rd - AFL West)

9/7 W 59-7	at Denver (Sat.) (N)	21,115
9/22 T 27-27	at Buffalo	33,487
9/29 L 10-24	at San Diego	22,654
10/6 W 28-7	HOUSTON	27,801
10/13 L 26-35	BUFFALO	25,519
10/20 L 17-38	SAN DIEGO	30,107
10/27 L 7-28	at Houston	26,331
11/3 L 7-10	at Oakland	18,919
11/8 L 7-22	OAKLAND (Fri.) (N)	24,897
11/17 T 24-24	at Boston	17,270
12/1 L 0-17	at N.Y. Jets	18,824
12/8 W 52-21	DENVER	17,443
12/14 W 35-3	BOSTON (Sat.)	12,598
12/22 W 48-0	N.Y. JETS	12,202

## TEAM STATISTICS

	CHIEFS	OPP.
TOTAL FIRST DOWNS	250	228
Rushing	94	83
Passing	141	130
Penalty	15	15
TOTAL NET YARDS	4348	4187
Avg. Per Game	310.6	299.1
Total Plays	672	856
Avg. Per Play	5.0	4.9
NET YARDS RUSHING	1697	1558
Avg. Per Game	121.2	111.3
Total Rushes	400	397
Avg. Per Play	4.2	3.9
NET YARDS PASSING	2651	2629
Avg. Per Game	189.4	187.8
Sacked/Yards Lost	34/332	35/300
Gross Yards	2983	2629
Attempts/Completions	439/231	428/218
Pct. of Completions	52.6	50.9
Had Intercepted	22	26
PUNTS/AVERAGE	62/43.1	70/40.2
PUNT RETURNS/YARDS	26/259	32/345
KICKOFF RETURNS/YARDS	47/1166	55/1322
PENALTIES/YARDS	52/605	47/411
FUMBLES LOST	27/16	29/19
TOUCHDOWNS	46	33
Rushing	12	12
Passing	30	18
Returns	4	3
SAFETIES	1	2
SCORE BY PERIODS		
CHIEFS TOTAL	79	72
Opp. Total	29	107
	51	76
	87	347
	76	263

## REGULAR STARTERS

OFFENSE		DEFENSE	
WR	Chris Burford	LE	Bobby Bell
LT	Jim Tyrer	LT	Buck Buchanan
LG	Marvin Terrell		Paul Rochester
C	Jon Gilliam	RT	Jerry Mays
RG	Al Reynolds	RE	Mel Branch
	Curt Merz	LLB	E.J. Holub
RT	Dave Hill	MLB	Sherrill Headrick
	Charlie Diamond	RLB	Walt Corey
TE	Fred Arbanas	LCB	Duane Wood
WR	Frank Jackson	RCB	Dave Grayson
QB	Len Dawson	LS	Bobby Hunt
RB	Abner Haynes	RS	Johney Robinson
RB	Curtis McClinton	P	Jerrel Wilson
K	Tommy Brooker		

### ALL-STAR IN BOLD

## INDIVIDUAL STATISTICS

	PASSING							
	Att.	Cmp.	Yds.	Pct.	TD	Int	LG	Rating
Dawson	352	190	2389	54.0	26	19	82	77.6
E. Wilson	82	39	537	47.6	3	2	48	71.4
McClinton	2	1	33	50.0	1	0	33	135.4
Haynes	2	1	24	50.0	0	0	24	93.8
Spikes	1	0	0	0.0	0	1	0	0.0
CHIEFS TOTAL	439	231	2651	52.6	30	22	82	72.9
Opp. Total	428	218	2629	50.9	18	26	—	58.7

	PASS RECEIVING				
	No.	Yds.	Avg.	LG	TD
Burford	68	824	12.1	69	9
Jackson	50	785	15.7	82	8
Arbanas	34	373	11.0	40	6
Haynes	33	470	14.2	73	2
McClinton	27	301	11.1	46	3
Spikes	11	125	11.4	30	1
Coan	2	35	17.5	31	0
Brooker	2	32	16.0	16	0
J. Wilson	2	21	10.5	15	0
D. Johnson	2	17	8.5	11	1
CHIEFS TOTAL	231	2983	12.9	82	30
Opp. Total	218	2629	12.1	—	18

	RUSHING				
	No.	Yds.	Avg.	LG	TD
McClinton	142	568	4.0	36	3
Haynes	99	352	3.6	46	4
Dawson	37	272	7.4	43	2
Spikes	84	257	3.1	15	2
Coan	17	100	5.9	51	0
Jackson	3	52	17.3	25	1
E. Wilson	8	45	5.6	21	0
J. Wilson	9	41	4.6	12	0
Burford	1	10	10.0	10	0
CHIEFS TOTAL	400	1697	4.2	51	12
Opp. Total	397	1558	3.9	—	12

## TEAM LEADERS

Scoring: Chris Burford 56 pts; 9 TDs, 1 PAT (2 pt)  
 INTs: Bobby Hunt 6-228 yds., 0 TDs  
 Punting: Jerrel Wilson 77-3292 yds., 42.7 avg., 70 LG  
 Punt Returns: Frank Jackson 11-95 yds., 8.6 avg., 0 TDs  
 Kickoff Returns: Dave Grayson 20-564 yds., 28.2 avg., 1 TD



AMERICAN FOOTBALL LEAGUE

### Western Division

	W	L	T	Pct.
San Diego	11	3	0	.786
Oakland	10	4	0	.714
Kansas City	5	7	2	.417
Denver	2	11	1	.154

### Eastern Division

	W	L	T	Pct.
Boston	7	6	1	.583
Buffalo	7	6	1	.583
Houston	6	8	0	.429
N.Y. Jets	5	8	1	.385

### AFL Eastern Division Playoff

Boston 26, BUFFALO 8

### AFL Championship

SAN DIEGO 51, Boston 10

### NFL Championship

CHICAGO 14, N.Y. Giants 10



NATIONAL FOOTBALL LEAGUE

### Western Conference

	W	L	T	Pct.
Chicago	11	1	2	.917
Green Bay	11	2	1	.846
Baltimore	8	6	0	.571
Detroit	5	8	1	.385
Minnesota	5	8	1	.385
Los Angeles	5	9	0	.357
San Francisco	2	12	0	.143

### Eastern Conference

	W	L	T	Pct.
N.Y. Giants	11	3	0	.786
Cleveland	10	4	0	.714
St. Louis	9	5	0	.643
Pittsburgh	7	4	3	.636
Dallas	4	10	0	.286
Washington	3	11	0	.214
Philadelphia	2	10	2	.167

# 1962 DALLAS TEXANS

Head Coach: Hank Stram



Preseason		Record: 2-3	
8/4	W 13-3	Oakland (American Field, Atlanta)	8,000
8/11	L 0-17	at San Diego	28,555
8/18	W 22-6	Oakland (Midland, TX)	10,000
8/24	L 24-27 OT	Denver (Ft. Worth, TX)	18,000
8/31	L 31-34	Houston (Orange Bowl, Miami)	27,530
Regular Season		Record: 11-3 (1st - AFL West)	
9/8	W 42-28	BOSTON (Sat.) (N)	32,000
9/23	W 26-16	at Oakland	12,500
9/30	W 41-21	BUFFALO	25,500
10/7	L 28-32	at San Diego	23,092
10/12	W 27-7	at Boston (Fri.) (N)	23,874
10/21	W 20-17	N.Y. TITANS	17,814
10/28	W 31-7	at Houston	31,750
11/4	L 6-14	HOUSTON	29,017
11/11	W 52-31	at N.Y. Titans	13,275
11/18	W 24-3	at Denver	23,523
11/25	W 35-7	OAKLAND	13,557
12/2	L 14-23	at Buffalo	35,261
12/9	W 17-10	DENVER	19,137
12/16	W 26-17	SAN DIEGO	18,384
AFL Championship Game			
12/23	W 20-17 2 OT	at Houston	37,981

## TEAM STATISTICS

	TEXANS	OPP.			
TOTAL FIRST DOWNS	259	239			
Rushing	119	76			
Passing	125	143			
Penalty	15	20			
TOTAL NET YARDS	4862	3951			
Avg. Per Game	347.3	282.2			
Total Plays	840	848			
Avg. Per Play	5.8	4.7			
NET YARDS RUSHING	2407	1250			
Avg. Per Game	171.9	89.3			
Total Rushes	479	351			
Avg. Per Play	5.0	3.6			
NET YARDS PASSING	2455	2701			
Avg. Per Game	175.4	192.9			
Sacked/Yards Lost	37/369	27/252			
Gross Yards	2824	2953			
Attempts/Completions	322/195	469/239			
Pct. of Completions	60.6	51.0			
Had Intercepted	17	32			
PUNTS/AVERAGE	54/36.1	55/41.1			
PUNT RETURNS/YARDS	27/236	26/219			
KICKOFF RETURNS/YARDS	37/855	72/1592			
PENALTIES/YARDS	66/644	74/650			
FUMBLES/LOST	26/14	32/17			
TOUCHDOWNS	50	29			
Rushing	21	14			
Passing	29	13			
Returns	0	2			
SAFETIES	0	0			
SCORE BY PERIODS	1	2	3	4	Total
TEXANS TOTAL	103	96	61	129	389
Opp. Total	45	72	59	57	233

## REGULAR STARTERS

OFFENSE		DEFENSE	
WR	Chris Burford	LE	Curt Merz
LT	Jim Tyrer	LT	Paul Rochester
LG	Marvin Terrell	RT	Jerry Mays
C	Jon Gilliam	RE	Mel Branch
RG	Al Reynolds	LLB	E.J. Holub
RT	Charlie Diamond	MLB	Sherrill Headrick
TE	Fred Arbanas	RLB	Walt Corey
WR	Frank Jackson	LCB	Duane Wood
QB	Len Dawson	RCB	Dave Grayson
RB	Abner Haynes	LS	Bobby Hunt
RB	Curtis McClinton	RS	Johnny Robinson
K	Tommy Brooker	P	Eddie Wilson

ALL-STAR IN BOLD

## INDIVIDUAL STATISTICS

	PASSING							
	Att.	Cmp.	Yds.	Pct.	TD	Int	LG	Rating
Dawson	310	169	2759	61.0	29	17	92	98.4
Wilson	11	6	65	54.5	0	0	22	72.1
Haynes	1	0	0	0.0	0	0	0	39.6
TEXANS TOTAL	322	195	2455	60.6	29	17	92	92.3
Opp. Total	469	239	2701	51.0	13	32	—	49.6

	PASS RECEIVING				
	No.	Yds.	Avg.	LG	TD
Burford	45	645	14.4	49	12
Haynes	39	573	14.7	78	6
Arbanas	29	469	16.2	47	6
McClinton	29	333	11.5	24	0
Miller	23	277	12.0	39	0
Jackson	10	177	17.7	62	1
Spikes	10	132	13.2	35	1
Saxton	5	64	12.8	33	0
Brooker	4	138	34.5	92	3
Robinson	1	16	16.0	16	0
TEXANS TOTAL	195	2824	14.5	92	29
Opp. Total	239	2701	11.3	—	13

	RUSHING				
	No.	Yds.	Avg.	LG	TD
Haynes	221	1049	4.8	71	13
McClinton	111	604	5.4	69	2
Dawson	38	252	6.6	22	3
Jackson	47	251	5.3	35	3
Spikes	57	232	4.1	17	0
Burford	1	13	13.0	13	0
Wilson	1	5	5.0	5	0
Saxton	3	1	0.3	9	0
TEXANS TOTAL	479	2407	5.0	71	21
Opp. Total	351	1250	3.6	—	16

## TEAM LEADERS

Scoring: Abner Haynes ..... 114 pts: 19 TDs, 0 PATs  
 INTs: Bobby Hunt ..... 8-101 yds., 0 TDs  
 Punting: Eddie Wilson ..... 47-1691 yds., 36.0 avg., 52 LG  
 Punt Returns: Frank Jackson ..... 11-117 yds., 10.6 avg., 0 TDs  
 Kickoff Returns: Dave Grayson ..... 18-535 yds., 29.7 avg., 0 TDs



### AMERICAN FOOTBALL LEAGUE

#### Western Division

	W	L	T	Pct.
Dallas	11	3	0	.786
Denver	7	7	0	.500
San Diego	4	10	0	.286
Oakland	1	13	0	.071

#### Eastern Division

	W	L	T	Pct.
Houston	11	3	0	.786
Boston	9	4	1	.692
Buffalo	7	6	1	.583
N.Y. Titans	5	9	0	.357

#### AFL Championship

Dallas 20, HOUSTON 17\*\*

#### NFL Championship

Green Bay 16, N.Y. GIANTS 7



### NATIONAL FOOTBALL LEAGUE

#### Western Conference

	W	L	T	Pct.
Green Bay	13	1	0	.929
Detroit	11	3	0	.786
Chicago	9	5	0	.643
Baltimore	7	7	0	.500
San Francisco	6	8	0	.429
Minnesota	2	11	1	.154
Los Angeles	1	12	1	.077

#### Eastern Conference

	W	L	T	Pct.
N.Y. Giants	12	2	0	.857
Pittsburgh	9	5	0	.643
Cleveland	7	6	1	.538
Washington	5	7	2	.417
Dallas	5	8	1	.385
St. Louis	4	9	1	.308
Philadelphia	3	10	1	.231

# 1961 DALLAS TEXANS

Head Coach: Hank Stram



Preseason		Record: 4-1	
8/5	W 39-28	N.Y. Titans (Cobb Stadium, Dallas)	20,500
8/12	W 31-13	Denver (Midland, TX)	10,000
8/18	W 35-26	at Buffalo	33,376
8/25	W 29-27	Denver (Ft. Worth, TX)	20,000
9/3	L 10-31	at San Diego	15,232
Regular Season		Record: 6-8 (2nd - AFL West)	
9/10	L 10-26	SAN DIEGO	24,500
9/24	W 42-35	at Oakland	6,700
10/1	W 26-21	HOUSTON	28,000
10/8	W 19-12	at Denver	14,500
10/15	L 24-27	at Buffalo	20,678
10/22	L 7-38	at Houston	23,228
10/29	L 17-18	BOSTON	20,500
11/3	L 21-28	at Boston (Fri.) (N)	25,063
11/12	L 20-30	BUFFALO	15,000
11/19	L 14-24	at San Diego	33,788
11/26	W 43-11	OAKLAND	14,500
12/3	L 7-28	at N.Y. Titans	14,117
12/10	W 49-21	DENVER	8,000
12/17	W 35-24	N.Y. TITANS	12,500

## REGULAR STARTERS

OFFENSE		DEFENSE	
WR	Chris Burford	LE	Paul Miller
LT	Charlie Diamond	LT	Paul Rochester
LG	Sid Fournet	RT	Ray Collins
C	Jim Barton	RE	Mel Branch
RG	Bill Krisher	LLB	E.J. Holub
RT	Jerry Cornelison	MLB	Sherrill Headrick
TE	Max Boydstrum	RLB	Smokey Stover
QB	Cotton Davidson	RLB	Walt Corey
LHB	Abner Haynes	LCB	Duane Wood
FB	Jack Spikes	RCB	David Webster
RHB	Johnny Robinson	LS	Don Flynn
K	Jack Spikes	RS	Jimmy Harris
		P	Cotton Davidson

ALL-STAR IN BOLD



AMERICAN FOOTBALL LEAGUE

Western Division			
	W	L	T Pct.
San Diego	12	2	0 .857
Dallas	6	8	0 .429
Denver	3	11	0 .214
Oakland	2	12	0 .143
Eastern Division			
	W	L	T Pct.
Houston	10	3	1 .769
Boston	9	4	1 .692
N.Y. Titans	7	7	0 .500
Buffalo	6	8	0 .429

AFL Championship

Houston 10, SAN DIEGO 3

NFL Championship

GREEN BAY 37, N.Y. Giants 0



NATIONAL FOOTBALL LEAGUE

Western Conference			
	W	L	T Pct.
Green Bay	11	3	0 .786
Detroit	8	5	1 .615
Baltimore	8	6	0 .571
Chicago	8	6	0 .571
San Francisco	7	6	1 .538
Los Angeles	4	10	0 .286
Minnesota	3	11	0 .214
Eastern Conference			
	W	L	T Pct.
N.Y. Giants	10	3	1 .769
Philadelphia	10	4	0 .714
Cleveland	8	5	1 .615
St. Louis	7	7	0 .500
Pittsburgh	6	8	0 .429
Dallas	4	9	1 .308
Washington	1	12	1 .077

## TEAM STATISTICS

	TEXANS	OPP.
TOTAL FIRST DOWNS	247	248
Rushing	112	89
Passing	122	139
Penalty	13	20
TOTAL NET YARDS	4759	4302
Avg. Per Game	339.9	307.3
Total Plays	862	884
Avg. Per Play	5.5	4.9
NET YARDS RUSHING	2183	1525
Avg. Per Game	155.9	106.9
Total Pushes	439	410
Avg. Per Play	5.0	3.7
NET YARDS PASSING	2576	3077
Avg. Per Game	184.0	219.8
Sacked/Yards Lost	24/239	34/300
Gross Yards	2815	3377
Attempts/Completions	399/177	439/219
Pct. of Completions	44.4	49.9
Had Intercepted	27	25
PUNTS/AVERAGE	62/40.0	63/41.7
PUNT RETURNS/YARDS	26/219	17/176
KICKOFF RETURNS/YARDS	53/1465	65/1249
PENALTIES/YARDS	89/875	62/619
FUMBLE(S) LOST	32/18	31/16
TOUCHDOWNS	45	44
Rushing	23	18
Passing	18	21
Returns	4	5
SAFETIES	0	0
SCORE BY PERIODS		
TEXANS TOTAL	77	87
Opp. Total	36	127
	3	4
	87	83
	41	139
		343

## INDIVIDUAL STATISTICS

	PASSING							Rating
	Att.	Cmp.	Yds.	Pct.	TD	Int	LG	
Davidson	330	151	2445	45.8	17	23	—	59.3
Duncan	67	25	361	37.3	1	3	—	41.9
Jackson	2	1	9	50.0	0	1	—	22.9
TEXANS TOTALS	399	177	2576	44.4	18	27	—	52.7
Opp. Total	439	219	2777	49.9	20	25	—	61.6

	PASS RECEIVING				
	No.	Yds.	Avg.	LG	TD
Burford	51	850	16.7	54	5
Robinson	35	601	17.2	71	5
Haynes	34	558	16.4	69	3
Dickinson	14	209	14.9	48	2
Jackson	13	171	13.2	52	2
Boydston	12	167	13.9	24	1
Spikes	8	136	17.0	46	0
Romeo	7	89	12.7	20	0
Priest	2	21	10.5	11	0
Barnes	1	13	13.0	13	0
TEXANS TOTALS	177	2815	14.8	71	18
Opp. Total	219	2777	12.7	—	20

	RUSHING				
	No.	Yds.	Avg.	LG	TD
Haynes	179	841	4.7	59	9
Jackson	65	386	5.9	49	3
Spikes	39	334	8.6	74	5
Dickinson	71	263	3.7	85	3
Robinson	52	200	3.9	45	2
Davidson	21	123	5.9	40	1
Duncan	5	42	8.5	19	0
Priest	5	13	2.6	5	0
Gilliam	1	-6	-6.0	-6	0
Burford	1	-13	-13.0	-13	0
TEXANS TOTALS	439	2183	4.9	74	23
Opp. Total	410	1525	3.7	—	18

## TEAM LEADERS

Scoring: Jack Spikes ..... 54 pts: 5 TDs, 10 PATs, 4 FGs  
 INTs: David Webster ..... 5-50 yds., 0 TDs  
 Punting: Cotton Davidson ..... 61-2479 yds., 40.6 avg., 62 LG  
 Punt Returns: Abner Haynes ..... 19-196 yds., 10.3 avg., 0 TDs  
 Kickoff Returns: Dave Grayson ..... 16-453 yds., 28.3 avg., 0 TDs

# 1960 DALLAS TEXANS

Head Coach: Hank Stram



Preseason		Record: 6-0	
7/31 W	20-13	at Oakland	13,000
8/6 W	27-10	Houston (Tulsa, OK)	12,000
8/14 W	24-14	at Boston	11,000
8/20 W	38-14	N.Y. Titans (Abilene, TX)	8,000
8/27 W	48-0	Denver (Little Rock, AR)	5,500
9/2 W	24-3	HOUSTON	51,000
Regular Season		Record: 8-6 (2nd - AFL West)	
9/10 L	20-21	at L.A. Chargers (Sat.) (N)	17,724
9/16 W	34-16	at Oakland (Fri.) (N)	8,021
9/25 W	17-0	L.A. CHARGERS	42,000
10/2 L	35-37	N.Y. TITANS	37,500
10/9 L	19-20	OAKLAND	21,000
10/16 L	10-20	at Houston	19,026
10/30 W	17-14	at Denver	13,102
11/6 W	45-28	at Buffalo	19,610
11/13 W	34-7	DENVER	21,000
11/18 L	14-42	at Boston (Fri.) (N)	14,721
11/24 L	35-41	at N.Y. Titans	14,344
12/4 W	24-0	HOUSTON	20,000
12/11 W	34-0	BOSTON	12,000
12/18 W	24-7	BUFFALO	18,000

## REGULAR STARTERS

OFFENSE		DEFENSE	
WR	Chris Burford	LE	Paul Miller
LT	Charlie Diamond	LT	Walter (Buffalo) Napier
LG	Sid Fournet	RT	Ray Collins
C	Jim Barton	RE	Mel Branch
RG	Bill Krisher	LLB	E.J. Holub
RT	Jerry Cornelison	MLB	Sherrill Headrick
TE	Bob Bryant	RLB	Smokey Stover
	Max Boydstrum		Walt Corey
QB	Cotton Davidson	LCB	Duane Wood
LHB	Abner Haynes	RCB	Duane Webster
FB	Jack Spikes	LS	Don Flynn
RHB	Johnny Robinson	RS	Jimmy Harris
K	Jack Spikes	P	Cotton Davidson

### ALL-AFL IN BOLD\*

\*As selected by The Sporting News. No AFL All-Star game was played following the league's initial season in 1960.



### AMERICAN FOOTBALL LEAGUE

#### Western Division

	W	L	T	Pct.
L.A. Chargers	10	4	0	.714
Dallas	8	6	0	.571
Oakland	6	8	0	.429
Denver	4	9	1	.308

#### Eastern Division

	W	L	T	Pct.
Houston	10	4	0	.714
N.Y. Titans	7	7	0	.500
Buffalo	5	8	1	.385
Boston	5	9	0	.357

#### AFL Championship

HOUSTON 24, L.A. Chargers 16

#### NFL Championship

PHILADELPHIA 17, Green Bay 13



### NATIONAL FOOTBALL LEAGUE

#### Western Conference

	W	L	T	Pct.
Green Bay	8	4	0	.667
Detroit	7	5	0	.583
San Francisco	7	5	0	.583
Baltimore	6	6	0	.500
Chicago	5	6	1	.455
L.A. Rams	4	7	1	.364
Dallas	0	11	1	.000

#### Eastern Conference

	W	L	T	Pct.
Philadelphia	10	2	0	.833
Cleveland	8	3	1	.727
N.Y. Giants	6	4	2	.600
St. Louis	6	5	1	.545
Pittsburgh	5	6	1	.455
Washington	1	9	2	.100

## TEAM STATISTICS

	TEXANS	OPP			
TOTAL FIRST DOWNS	272	253			
Rushing	119	76			
Passing	136	147			
Penalty	17	30			
TOTAL NET YARDS	4645	3982			
Avg. Per Game	331.8	284.4			
Total Plays	518	524			
Avg. Per Play	5.1	4.3			
NET YARDS RUSHING	1514	980			
Avg. Per Game	129.6	70.0			
Total Rushes	483	421			
Avg. Per Play	3.8	2.3			
*NET YARDS PASSING	2634	2644			
Avg. Per Game	188.1	188.9			
Yards Lost Att. to Pass	197	358			
Gross Yards	2831	3002			
Attempts/Completions	435/209	503/261			
Pct. of Completions	48.0	51.9			
PUNTS/AVERAGE	19	32			
61/36.9		79/36.9			
PUNT RETURNS/YARDS	23/496	27/151			
KICKOFF RETURNS/YARDS	41/845	55/1330			
PENALTIES/YARDS	80/743	59/569			
FUMBLES/LOST	30/18	34/16			
TOUCHDOWNS	46	35			
Rushing	24	14			
Passing	16	19			
Returns	6	2			
SAFETIES	0	0			
SCORE BY PERIODS	1	2	3	4	Total
TEXANS TOTAL	61	106	68	127	362
Opp. Total	69	68	59	57	253

\*Reflects yards lost attempting to pass.

## INDIVIDUAL STATISTICS

	PASSING							
	Att.	Cmp.	Yds.	Pct.	TD	Int	LG	Rating
Davidson	379	179	2474	47.2	15	16	74	64.5
Erin	54	30	357	55.6	1	2	39	86.9
Haynes	1	0	0	0.0	0	0	0	39.6
Robinson	1	0	0	0.0	0	1	0	0.0
TEXANS TOTALS	435	209	2831	48.0	16	19	74	63.2
Opp. Total	406	209	2703	51.5	11	27	53	83.8

	PASS RECEIVING						
	No.	Yds.	Avg.	LG	TD		
Haynes	55	576	10.5	34	3		
Burford	46	789	17.2	57	5		
Robinson	41	611	14.9	74	4		
Boydston	29	357	12.3	25	3		
Spikes	11	158	14.4	25	0		
Johnson	10	174	17.4	36	1		
Bermet	4	49	12.3	15	0		
Dickinson	3	38	12.7	21	0		
Davidson	1	-1	-1.0	-1	0		
TEXANS TOTALS	209	2831	13.5	74	16		
Opp. Total	261	3002	11.5	—	19		

	RUSHING						
	No.	Yds.	Avg.	LG	TD		
Haynes	156	875	5.6	67	9		
Robinson	98	458	4.7	49	4		
Spikes	115	457	4.0	36	5		
Dickinson	35	143	4.1	31	1		
Johnson	23	43	1.9	8	1		
*Erin	12	-12	-1.0	11	3		
*Davidson	31	-122	-3.9	7	1		
Others	13	-28	-2.2	—	0		
TEXANS TOTALS	483	1814	3.8	67	24		
Opp. Total	421	980	2.3	—	14		

\*Yards lost attempting to pass (sack yards) were counted as negative rushing yards during the AFL's inaugural season.

## TEAM LEADERS

Scoring: Jack Spikes	103 pts: 5 TDs, 34 PATs, 13 FGs
INTs: David Webster	6-156 yds., 2 TDs
Punting: Cotton Davidson	58-2287 yds., 39.4 avg., 62 LG
Punt Returns: Abner Haynes	14-215 yds., 15.4 avg., 0 TDs
Kickoff Returns: Abner Haynes	19-434 yds., 22.8 avg., 0 TDs

# ALL-TIME ATTENDANCE

## HOME ATTENDANCE

Year	Preseason	Regular Season	Total
1960	51,000	171,500	222,500
1961	20,500	123,000	143,500
1962	(none)	155,409	155,409
1963	12,856	150,567	163,423
1964	28,653	126,881	155,534
1965	28,289	150,449	178,738
1966	25,270	259,071	284,341
1967	33,041	315,006	348,047
1968	91,231	338,911	430,142
1969	75,300	345,519	420,819
1970	38,341	354,481	392,822
1971	111,796	351,705	463,501
1972	312,428	509,291	821,719
1973	282,747	459,519	742,266
1974	167,384	413,714	581,098
1975	148,068	424,265	572,333
1976	120,281	378,011	498,292
1977	121,931	357,393	479,324
1978	81,976	342,863	424,839
1979	76,792	451,583	528,375
1980	77,934	410,486	488,420
1981	83,649	506,634	590,283
1982	82,205	123,042	205,247
1983	66,955	379,794	446,749
1984	67,304	396,051	463,355
1985	73,780	360,158	433,938
1986	69,978	385,335	455,313
1987	83,051	282,018	365,069
1988	68,830	406,249	475,079
1989	77,925	487,056	564,981
1990	83,254	560,193	643,447
1991	113,358	598,094	711,452
1992	137,038	581,924	718,962
1993	146,580	606,222	732,802
1994	145,846	613,870*	759,716
1995	147,036	625,936*	772,972
1996	151,499	610,617*	762,116
1997	149,698	610,192*	759,890
1998	140,580	589,038**	729,618
1999	151,444	629,545**	780,989
2000	151,802	631,365	783,167
2001	153,348	617,488	770,836
<b>TOTALS</b>	<b>4,233,563</b>	<b>16,580,253</b>	<b>20,681,533</b>

HOME PLAYOFF GAMES: 1971 - Miami (50,374);

1991 - L.A. Raiders (75,827); 1993 - Pittsburgh (74,515);

1995 - Indianapolis (77,594); 1997 - Denver (76,965).

TOTAL HOME PLAYOFF ATTENDANCE: 355,275

SUPER BOWL I ATTENDANCE (Jan. 15, 1967): 61,946

SUPER BOWL IV ATTENDANCE (Jan. 11, 1970): 80,998

TOTAL 14-GAME PLAYOFF ATTENDANCE: 1,232,489

**\*Led NFL \*\*Led NFL in paid attendance**

**Note:** Paid attendance became NFL standard in '98.

## AWAY ATTENDANCE

Year	Preseason	Regular Season	Total
1960	49,500	110,321	159,821
1961	78,608	138,111	216,719
1962	92,085	163,727	255,812
1963	50,362	151,391	201,753
1964	65,806	175,302	241,108
1965	39,299	219,668	258,967
1966	90,175	248,153	338,328
1967	176,813	277,459	454,272
1968	122,233	282,863	405,096
1969	151,825	312,502	464,327
1970	333,210	355,837	689,047
1971	161,265	417,131	578,396
1972	98,976	424,802	523,778
1973	106,954	344,453	451,407
1974	88,716	320,672	409,388
1975	110,785	325,951	436,736
1976	79,098	326,374	405,472
1977	85,572	369,485	455,057
1978	93,496	432,554	526,050
1979	93,572	414,784	508,356
1980	68,687	397,275	465,962
1981	69,384	455,301	524,685
1982	86,511	290,799	377,310
1983	98,973	414,394	513,367
1984	52,944	483,068	536,012
1985	77,616	452,300	529,916
1986	78,250	470,670	548,920
1987	116,326	375,074	491,400
1988	55,730	415,291	471,021
1989	119,871	448,002	567,873
1990	105,722	446,789	552,511
1991	86,391	483,397	569,788
1992	92,454	451,620	544,074
1993	98,567	511,814	609,970
1994	136,499	544,122	680,621
1995	76,971	511,326	588,297
1996	96,239	462,935	559,174
1997	119,147	532,485	651,632
1998	146,670	516,071	662,741
1999	102,937	495,686	598,623
2000	132,283	483,907	616,190
2001	114,086	503,189	617,275
<b>TOTALS</b>	<b>4,300,197</b>	<b>15,957,273</b>	<b>20,257,470</b>

AWAY PLAYOFF GAMES: 1962 - Houston (37,981);

1966 - Buffalo (42,080); 1968 - Oakland (54,444);

1969 - N.Y. Jets (62,977); Oakland (54,443);

1986 - N.Y. Jets (69,307); 1990 - Miami (67,276);

1991 - Buffalo (80,182); 1992 - San Diego (58,278);

1993 - Houston (64,011); Buffalo (76,642);

1994 - Miami (67,487).

TOTAL AWAY PLAYOFF ATTENDANCE: 734,270

## ATTENDANCE RECORDS

### LARGEST CROWD - REGULAR SEASON

Home - Chiefs vs. Seattle

October 2, 2000 - 82,893\*

Chiefs vs. Oakland

November 5, 1972 - 82,094

Away - Chiefs at Cleveland

October 8, 1972 - 83,819

### LARGEST CROWD - POSTSEASON

Chiefs vs. Vikings at New Orleans

January 11, 1970 - 80,998

### LARGEST CROWD - PRESEASON

Chiefs vs. Dallas at Arrowhead

September 2, 1972 - 79,592

\*Arrowhead Stadium Attendance: 78,502; Kauffman Stadium Attendance: 4,391

# HOMES OF THE CHIEFS



## ARROWHEAD STADIUM 1972-PRESENT



Arrowhead Stadium, present home of the Kansas City Chiefs, is one of the finest facilities in the NFL. It is part of the Harry S Truman Sports Complex, which also includes 42,000-seat Kauffman Stadium, home of the Kansas City Royals baseball club. Since its dedication on August 12, 1972, for a preseason game vs. the St. Louis Cardinals, 17,169,066 spectators have passed through Arrowhead's turnstiles. After 23 seasons of artificial turf, Arrowhead sported a grass playing surface for the first time in '94.

**Location:** One Arrowhead Drive  
Kansas City, Missouri

**Preseason Record:** 41-30-1 (.576)  
**Regular Season Record:** 134-94-1 (.587)  
**Postseason Record:** 2-2-0 (.500)  
**All Games:** 177-126-2 (.580)

**Capacity:** 79,451 approx. (Present)  
Upper Level - 33,975; Club Level - 10,199.  
Lower Level - 35,277.  
50,000 seats between end zones.  
**Luxury Suites:** 80 **Luxury Field Boxes:** 33

**Construction Data:** Groundbreaking - July 1968  
Completed - August 1972  
Overall Supervision - Jackson County Sports Authority  
Architect - Kivett and Myers with Charles Deaton,  
Design Associate  
General Contractor - Sharp, Kiddle, Webb  
Grass Installation - S.W. Franks  
(General Contractor) July 1994

**Costs:** Dual Stadium Complex - \$53,000,000  
Original Additions Paid by Chiefs - \$9,500,000  
(Chiefs paid for 18,000 chair-back seats, computerized scoreboard, concession facilities, team facilities, business suites and office areas.)

**Location:** 22nd and Brooklyn  
Kansas City, Missouri

**Preseason Record:** 11-3-1 (.767)  
**Regular Season Record:** 44-16-3 (.722)  
**Postseason Record:** 0-1-0 (.000)  
**All Games:** 55-20-4 (.722)

**Capacity:** 49,002 (1971 - Final Season)

**Construction Data:** Opened - 1923  
Upper Deck Added - 1954-55

Municipal Stadium served as the Chiefs original home in Kansas City after previously housing two short-lived NFL franchises, the Kansas City Blues (1924) and the Kansas City Cowboys (1925-26). The Chiefs and the Kansas City Athletics baseball club shared the facility until the A's departed for Oakland following the '67 season. Kansas City went undefeated (7-0) at home during the '71 regular season, but the final contest (and only playoff game) in Municipal Stadium's history will live in infamy for Chiefs fans, a devastating double overtime 27-24 playoff loss to the Miami Dolphins on Christmas Day of '71, a contest which remains the NFL's longest game at 82 minutes, 40 seconds.

## MUNICIPAL STADIUM 1963-1971



## COTTON BOWL 1960-1962



**Location:** Texas State Fairgrounds  
Dallas, Texas

**Preseason Record:** 1-0-0 (1.000)  
**Regular Season Record:** 15-6-0 (.714)  
**Postseason Record:** 0-0-0 (.000)  
**All Games:** 16-6-0 (.727)

**Capacity:** 75,504 (1962 - Final Season)

**Construction Data:** Opened - 1923  
Upper Deck Added - 1948-49

The Cotton Bowl served as the home of the American Football League's Dallas Texans from 1960-62 before the franchise moved to Kansas City in '63 and became known as the Chiefs. The Texans shared the stadium with the NFL's expansion Dallas Cowboys and the facility still serves as the home of Southern Methodist University, the alma mater of Chiefs Founder Lamar Hunt. The Texans final contest in the Cotton Bowl was a 26-17 win over the San Diego Chargers on December 16, 1962, before a sparse crowd of 18,384 fans. The Texans would win a 20-17 double-overtime thriller the next week at Houston to capture the first of three AFL titles.

## THE ARROWHEAD STADIUM STORY

The Kansas City Chiefs and St. Louis Cardinals played the inaugural game at Arrowhead Stadium on August 12, 1972. Today, the facility remains one of the finest sports stadiums in the world. Everything is still in top shape as the Truman Sports Complex prepares to celebrate its 31st distinguished season of service in 2002. Other venues of a similar vintage have long since been termed obsolete, but thanks to the foresight and vision of the leadership of Jackson County, the Chiefs staff led by Jack Steadman who helped develop the complex, and the taxpayers who made it a reality, Arrowhead has indeed, stood the test of time.

At the time of its dedication in 1972, the legendary founder of the Chicago Bears, George Halas called Arrowhead, "the most revolutionary, futuristic, sports complex I have ever seen." Hal Lebovitz, Sports Editor of the *Cleveland Plain Dealer* added, "It took courage to sell the citizens of Kansas City on the twin park plan. But they bought it because they want the best."

In the late 1960s, after design and seating capacity concerns caused plans for a single, multi-purpose domed stadium to be scrapped, Kansas City opted to construct two separate stadiums, one for football and one for baseball. Voters approved the Sports Complex bond issue in 1967, which included plans for a revolutionary concept - the world's first rolling stadium roof (pictured below). Construction cost overruns and project delays caused by a lengthy strike eventually forced the roof concept to be put on hold, but Arrowhead was completed in time for the 1972 season.

In 1984, the Jackson County Sports Authority again investigated the feasibility of a dome - this time made of fabric - but that concept too was shelved as being unnecessary and financially impractical.

A decade later, in 1994, under Arrowhead's continued open-air arrangement, a natural playing surface was installed in the facility for the first time, just one of numerous improvements which have been made under the direction of Chiefs President, General Manager, and CEO Carl Peterson. From 1994-96 other multi-million dollar projects have modernized and expanded the Arrowhead Club, the Chiefs team and office facilities, as well as the stadium's concession areas. In 1998 the club installed a pair of 23' x 42' Mitsubishi ArrowVision video screens in both end zones, and this year the Chiefs once again expanded their administrative offices at Arrowhead. In 1999 all 33,975 seats in the upper level of the stadium were replaced, while all 35,277 lower level seats were replaced for the 2000 season.


Undoubtedly one of the finest facilities in the NFL, Arrowhead and the fans who consistently fill it (92 consecutive sellouts) have helped produce a distinct homefield advantage for the Chiefs. During the '90s, no NFL team had a better regular season home winning percentage than Kansas City, which produced a 65-15 (.813) record over from 1990-99. Over 30 years after the first plans were being devised for Kansas City's unique two stadium setup, other metropolitan areas are, only now, in the process of attempting to construct similar facilities.

### CHIEFS TOP HOME CROWDS (Regular Season)

Date	Opponent	ATTEND.
October 2, 2000	Seattle	82,893*
November 5, 1972	Oakland	82,094
September 11, 1994	San Francisco	79,907
September 17, 1972	Miami	79,829
September 22, 1996	Denver	79,439
October 26, 1998	Pittsburgh	79,431
October 9, 1995	San Diego	79,288
September 8, 1996	Oakland	79,281
November 10, 1996	Green Bay	79,281
October 7, 1996	Pittsburgh	79,189
October 15, 1972	Cincinnati	79,068

#### All at Arrowhead

\*Arrowhead attendance: 78,502;  
Kauffman Stadium attendance: 4,391



Original plans for the Truman Sports Complex called for a rolling roof which could cover Arrowhead or its baseball counterpart, Kauffman Stadium - a revolutionary concept at the time.

During Arrowhead's 30th Anniversary season in 2001, Chiefs Founder Lamar Hunt, expressed the organization's thanks to Colorado-based architect, the late Charles Deaton, who conceived the two-stadium concept. Hunt praised the governmental bodies who took the initiative, and the workers who built Arrowhead, as well as the support of the Jackson County taxpayers who financed this futuristic venture. Hunt pointed out that Kansas City's franchise and its fans have now enjoyed America's top football facility for over 30 years and wished to extend on behalf of the entire the Chiefs organization a hearty salute to all who have unquestionably made Arrowhead Stadium - The Home of the ... CHIEFS!

NOTE: Chart begins in 1970 when AFC West was formed with AFL-NFL merger. Includes a win over Tampa Bay, who was an AFC West member in '76. Includes only regular season contests.

Year	Den	Oak/L.A.	S.D.	Sea	Home	Away	Total
1970	1-1	1-1	1-1	—	2-0	0-3	2-3-1
1971	2-0	1-0-1	1-1	—	3-0	1-1-1	4-1-1
1972	2-0	1-1	2-0	—	2-1	0-3	4-2-1
1973	1-1	1-1	2-0	—	3-0	1-2	4-2-2
1974	1-1	1-1	1-1	—	3-0	2-1	4-2-2
1975	0-2	1-1	1-1	—	1-2	1-2	2-3-4
1976	0-2	1-1	1-1	—	0-3	2-2	1-6-5
1977	0-2	1-1	1-1	—	0-4	1-2	1-7-6
1978	0-2	0-2	0-2	—	1-3	0-4	4-4-4
1979	0-2	0-2	0-2	—	2-2	2-2	4-4-4
1980	2-0	1-1	0-2	—	1-3	3-1	4-4-4
1981	1-1	2-0	0-2	—	3-1	3-1	4-4-4
1982	1-0	0-1	0-0	—	1-1	1-0	2-1-3
1983	0-2	0-2	0-2	—	2-2	0-4	2-2-1
1984	0-2	0-2	0-2	—	2-2	1-3	4-4-4
1985	0-2	1-1	1-1	—	3-1	0-4	4-4-4
1986	0-2	1-1	1-1	—	3-3	0-4	3-5-5
1987	0-2	1-1	1-1	—	3-3	0-4	3-5-5
1988	0-2	0-2	0-2	—	2-2	0-4	3-5-5
1989	0-2	1-1	0-2	—	2-2	0-4	3-5-5
1990	1-1	2-0	2-0	—	3-1	3-1	6-2-2
1991	1-1	2-0	2-0	—	3-1	3-1	6-2-2
1992	1-1	1-1	2-0	—	4-0	2-2	6-2-2
1993	1-1	1-1	2-0	—	4-0	2-2	6-2-2
1994	2-0	2-0	2-0	—	4-0	2-2	6-2-2
1995	2-0	2-0	2-0	—	4-0	2-2	6-2-2
1996	2-0	2-0	2-0	—	4-0	2-2	6-2-2
1997	0-2	2-0	2-0	—	3-1	3-1	4-4-4
1998	0-2	2-0	2-0	—	3-1	3-1	4-4-4
1999	2-0	1-1	1-1	—	2-2	2-2	4-4-4
2000	2-0	0-2	1-1	—	2-2	2-2	4-4-4
2001	1-1	2-0	2-0	—	3-1	3-1	4-4-4

**CHIEFS VS. AFC WEST**

Year	HOME RECORD		ROAD RECORD		Pct.
	W	L	W	L	
1960	5	2	3	3	.429
1961	4	3	2	4	.286
1962	6	1	2	2	.714
1963	4	3	3	4	.286
1964	4	3	1	4	.286
1965	4	5	2	3	.429
1966	4	2	2	3	.500
1967	4	2	3	3	.500
1968	4	3	3	4	.429
1969	6	1	2	2	.714
1970	1	0	2	2	.286
1971	4	7	3	4	.429
1972	3	4	3	3	.500
1973	5	1	2	2	.714
1974	1	6	4	4	.286
1975	3	4	2	4	.429
1976	1	6	4	4	.286
1977	1	6	4	4	.286
1978	3	3	4	4	.500
1979	3	3	4	4	.500
1980	3	3	4	4	.500
1981	3	3	4	4	.500
1982	2	2	3	3	.500
1983	3	3	4	4	.500
1984	5	3	5	3	.625
1985	3	3	4	4	.500
1986	2	2	3	3	.500
1987	3	3	4	4	.500
1988	4	4	5	4	.625
1989	4	3	4	4	.500
1990	2	2	3	3	.500
1991	6	6	5	4	.625
1992	1	0	1	0	.375
1993	7	7	6	4	.714
1994	5	3	4	3	.625
1995	8	0	5	4	.875
1996	5	3	4	3	.625
1997	8	0	5	4	.875
1998	6	2	5	3	.750
1999	5	3	4	3	.625
2000	6	2	5	3	.750
2001	3	5	3	5	.375

Year	HOME GAMES		REGULAR SEASON TOTALS		Pct.
	W	L	W	L	
1960	5	2	12	12	.529
1961	4	3	12	12	.532
1962	6	1	16	4	.623
1963	4	3	17	8	.441
1964	4	3	16	4	.623
1965	4	3	12	12	.529
1966	4	3	12	12	.529
1967	4	3	12	12	.529
1968	4	3	12	12	.529
1969	6	1	12	12	.529
1970	1	0	12	12	.529
1971	4	7	12	12	.529
1972	3	4	12	12	.529
1973	5	1	12	12	.529
1974	1	6	12	12	.529
1975	3	4	12	12	.529
1976	1	6	12	12	.529
1977	1	6	12	12	.529
1978	3	3	12	12	.529
1979	3	3	12	12	.529
1980	3	3	12	12	.529
1981	3	3	12	12	.529
1982	2	2	12	12	.529
1983	3	3	12	12	.529
1984	5	3	12	12	.529
1985	3	3	12	12	.529
1986	2	2	12	12	.529
1987	3	3	12	12	.529
1988	4	4	12	12	.529
1989	4	3	12	12	.529
1990	2	2	12	12	.529
1991	6	6	12	12	.529
1992	1	0	12	12	.529
1993	7	7	12	12	.529
1994	5	3	12	12	.529
1995	8	0	12	12	.529
1996	5	3	12	12	.529
1997	8	0	12	12	.529
1998	6	2	12	12	.529
1999	5	3	12	12	.529
2000	6	2	12	12	.529
2001	3	5	12	12	.529

**HOME/AWAY RECORDS**

Year	Home	Away	Total
1960	5-2	3-3	8-5
1961	4-3	2-4	6-7
1962	6-1	2-2	8-3
1963	4-3	3-4	7-7
1964	4-3	1-4	5-7
1965	4-3	2-3	6-6
1966	4-3	2-3	6-6
1967	4-3	2-3	6-6
1968	4-3	2-3	6-6
1969	6-1	2-2	8-3
1970	1-0	2-2	3-4
1971	4-7	3-4	7-11
1972	3-4	3-3	6-7
1973	5-1	2-2	7-3
1974	1-6	4-4	5-10
1975	3-4	2-4	5-8
1976	1-6	4-4	5-10
1977	1-6	4-4	5-10
1978	3-3	3-3	6-6
1979	3-3	3-3	6-6
1980	3-3	3-3	6-6
1981	3-3	3-3	6-6
1982	2-2	2-3	4-5
1983	3-3	4-4	7-7
1984	5-3	5-3	10-6
1985	3-3	4-4	7-7
1986	2-2	3-3	5-5
1987	3-3	4-4	7-7
1988	4-4	5-4	9-8
1989	4-3	4-4	8-7
1990	2-2	3-3	5-5
1991	6-6	5-4	11-10
1992	1-0	1-0	2-0
1993	7-7	6-4	13-11
1994	5-3	4-3	9-6
1995	8-0	5-4	13-4
1996	5-3	4-3	9-6
1997	8-0	5-4	13-4
1998	6-2	5-3	11-5
1999	5-3	4-3	9-6
2000	6-2	5-3	11-5
2001	3-5	3-5	6-10

# CHIEFS ALL-TIME REGULAR SEASON RECORDS BY STADIUMS

OPPONENT	COTTON BOWL	MUNICIPAL STADIUM	ARROWHEAD ROAD SITES	TOTAL	(PCT.)
Arizona	0-0-0	0-0-1	2-0-0	1-1-0	4-2-1 (643)
Atlanta	0-0-0	0-0-0	2-0-0	1-0-0	4-1-0 (800)
Baltimore	0-0-0	0-0-0	0-0-0	1-0-0	1-0-0 (1,000)
Buffalo	2-1-0	3-4-0	4-3-0	4-4-1	14-18-1 (439)
Carolina	0-0-0	0-0-0	1-0-0	1-0-0	2-0-0 (1,000)
Chicago	0-0-0	0-0-0	2-2-0	1-3-0	3-5-0 (375)
Cincinnati	0-0-0	2-0-0	4-5-0	1-1-0	11-9-0 (550)
Cleveland	0-0-0	1-0-0	5-2-1	1-6-1	7-8-2 (469)
Dallas	0-0-0	0-1-0	2-0-0	1-3-0	3-4-0 (429)
Denver	3-0-0	9-0-0	18-11-0	1-0-0	48-35-0 (578)
Detroit	0-0-0	0-0-0	4-1-0	0-1-0	6-6-7 (667)
Green Bay	0-0-0	0-0-0	3-1-0	2-1-0	5-1-1 (786)
Indianapolis	0-0-0	0-0-0	3-5-0	0-2-0	6-8-0 (429)
Jacksonville	0-0-0	0-0-0	0-0-0	0-0-0	1-2-0 (333)
Miami	3-0-0	0-0-0	2-2-0	5-3-0	10-10-0 (500)
Minnesota	0-0-0	0-0-0	2-1-0	1-1-0	4-3-0 (571)
New England	2-1-0	4-1-1	3-0-0	1-2-0	15-9-3 (611)
New Orleans	0-0-0	0-0-0	1-2-0	2-4-0	4-3-0 (571)
N.Y. Giants	0-0-0	2-3-0	2-3-0	1-0-0	2-8-0 (200)
N.Y. Jets	2-1-0	3-2-0	3-5-0	1-3-0	14-14-1 (500)
Oakland	2-1-0	4-4-1	17-13-0	1-0-0	40-41-2 (494)
Philadelphia	0-0-0	0-0-0	1-2-0	5-7-0	2-2-0 (500)
Pittsburgh	0-0-0	1-0-0	2-9-0	1-0-0	7-16-0 (304)
St. Louis	0-0-0	0-0-0	1-3-0	1-1-0	3-4-0 (429)
San Diego	2-1-0	6-3-0	17-13-0	0-1-0	44-38-1 (536)
San Francisco	0-0-0	0-0-0	2-2-0	1-3-0	3-5-0 (375)
Seattle	0-0-0	0-0-0	19-5-0	10-11-0	30-17-0 (638)
Tampa Bay	0-0-0	0-0-0	3-1-0	2-1-0	5-3-0 (625)
Tennessee	2-1-0	7-1-0	7-4-0	2-3-0	24-18-0 (571)
Washington	0-0-0	1-0-0	2-0-0	1-1-0	5-1-0 (833)
<b>HOME TOTALS</b>	<b>15-6-0 (.714)</b>	<b>44-16-3 (.698)</b>	<b>133-95-1 (.586)</b>	<b>136-172-8 (.443)</b>	

## ALL-TIME PLAYOFF RECORDS BY STADIUMS

Cotton Bowl 0-0 (0.000), Municipal Stadium 0-1 (0.000), Arrowhead Stadium 2-2 (.500)
Buffalo - War Memorial Stadium 1-0 (1.000), Ralph Wilson Stadium 0-2 (0.000); Miami - Pro Player Stadium 0-2 (0.000); N.Y. Jets - Shea Stadium 1-0 (1.000), Giants Stadium 0-1 (0.000); Oakland - Network Associates Coliseum 1-1 (.500); San Diego - Qualcomm Stadium 0-1 (0.000); Tennessee - Jeppesen Stadium 1-0 (1.000), Astro Dome 1-0 (1.000).
Super Bowl I vs. Green Bay at L.A. Memorial Coliseum 0-1 (0.000); Super Bowl IV vs. Minnesota at Tulane Stadium 1-0 (1.000).

**NEUTRAL: 1-1 (.500)** Super Bowl I vs. Green Bay at L.A. Memorial Coliseum 0-1 (0.000); Super Bowl IV vs. Minnesota at Tulane Stadium 1-0 (1.000).

**TOTAL: 8-11 (.421)**

# CHIEFS VS. THE NFL



## ARIZONA CARDINALS (5-2-1)

Franchise in St. Louis prior to 1988, and was known as Phoenix Cardinals from 1988-92.

*1970	(11/22)	.....	T	6-6
1974	(12/1)	.....	W	17-13
1980	(11/23)	.....	W	21-13
*1983	(10/2)	.....	W	38-14
1986	(11/23)	.....	L	14-23
1995	(10/1)	.....	W	24-3
*1998	(11/29)	.....	W	34-24
2001	(10/21)	.....	L	16-24

Cardinals home sites: Busch Stadium 1970-87; Sun Devil Stadium, Tempe, AZ 1988-present.



## ATLANTA FALCONS (4-1-0)

1972	(12/17)	.....	W	17-14
*1985	(12/8)	.....	W	38-10
*1991	(9/1)	.....	W	14-3
1994	(9/18)	.....	W	30-10
2000	(12/24)	.....	L	13-29

Falcons home sites: Atlanta Fulton County Stadium 1970-91; Georgia Dome 1992-present.



## BALTIMORE RAVENS (1-0-0)

Began play in Baltimore in 1996.

1999 (10/21) ..... W 35-8

Ravens home sites: Baltimore Memorial Stadium 1996-97; Ravens Stadium 1998-present, known as Stadium at Camden Yards 1998.



## BUFFALO BILLS (15-20-1)

1960	(11/6)	.....	W	45-28
*1960	(12/18)	.....	W	24-7
1961	(10/15)	.....	L	24-27
*1961	(11/12)	.....	L	20-30
*1962	(9/30)	.....	W	41-21
1962	(12/2)	.....	L	14-23
1963	(9/22)	.....	T	27-27
*1963	(10/13)	.....	L	26-35
1964	(9/13)	.....	L	17-34
*1964	(10/18)	.....	L	22-35
*1965	(10/17)	.....	L	7-23
1965	(12/12)	.....	L	25-34
1966	(9/11)	.....	W	42-20
*1966	(10/2)	.....	L	14-29
a1966	(1/1/67)	.....	W	31-7
*1967	(12/3)	.....	W	23-13
1968	(10/5)	.....	W	18-7
1969	(11/2)	.....	W	29-7
*1969	(12/7)	.....	W	22-19
*1971	(12/19)	.....	W	22-9
1973	(10/29)	.....	L	14-23
1976	(10/3)	.....	L	17-50
1978	(10/1)	.....	L	13-28
*1978	(12/3)	.....	W	14-10
1982	(9/12)	.....	L	9-14
*1983	(12/4)	.....	L	9-14
1986	(9/28)	.....	W	20-17
*1986	(11/30)	.....	L	14-17
*1991	(10/7)	.....	W	33-6
b1991	(1/5/92)	.....	L	14-37

*1993	(11/28)	.....	W	23-7
c1993	(1/23/94)	.....	L	13-30
1994	(10/30)	.....	L	10-44
1996	(12/22)	.....	L	9-20
*1997	(9/14)	.....	W	22-16
*2000	(11/19)	.....	L	17-21

Bills home sites: War Memorial Stadium 1960-72; Ralph Wilson Stadium, Orchard Park, NY 1973-present, known as Rich Stadium 1973-98.



## CAROLINA PANTHERS (2-0-0)

1997	(9/21)	.....	W	35-14
*2000	(12/10)	.....	W	15-14

Panthers home sites: Clemson Memorial Stadium, Clemson, SC 1995; Ericsson Stadium 1996-present.



## CHICAGO BEARS (3-5-0)

*1973	(11/12)	.....	W	19-7
1977	(11/13)	.....	L	27-28
*1981	(11/8)	.....	L	13-16 (OT)
1987	(11/1)	.....	L	28-31
1990	(12/29)	.....	W	21-10
*1993	(11/21)	.....	L	17-19
*1996	(11/17)	.....	W	14-10
1999	(9/12)	.....	L	17-20

Bears home sites: Wrigley Field 1970; Soldier Field 1971-2001; University of Illinois Memorial Stadium, Champaign, IL 2002 - .



## CINCINNATI BENGALS (11-9-0)

*1968	(10/13)	.....	W	13-3
1968	(11/10)	.....	W	16-9
1969	(9/28)	.....	L	19-24
*1969	(10/26)	.....	W	42-22
1970	(10/18)	.....	W	27-19
*1972	(10/15)	.....	L	16-23
1973	(10/21)	.....	L	6-14
1974	(11/24)	.....	L	6-33
*1976	(11/21)	.....	L	24-27
*1977	(12/4)	.....	L	7-27
1978	(9/3)	.....	W	24-23
1979	(10/7)	.....	W	10-7
*1980	(11/30)	.....	L	6-20
*1983	(11/13)	.....	W	20-15
1984	(9/9)	.....	W	27-22
*1986	(9/7)	.....	W	24-14
1987	(12/6)	.....	L	27-30 (OT)
*1988	(11/13)	.....	W	31-28
*1989	(10/1)	.....	L	17-21
*1993	(10/10)	.....	W	17-15

Bengals home sites: Nippert Stadium 1968-69; Cinergy Field 1970-98, known as Riverfront Stadium 1970-99; Paul Brown Stadium 2000-present.



## CLEVELAND BROWNS (7-8-2)

*1971	(11/14)	.....	W	13-7
1972	(10/8)	.....	W	31-7
*1973	(12/2)	.....	T	20-20
1975	(12/14)	.....	L	14-40

*1976	(12/12)	W	39-14
1977	(10/30)	L	7-44
*1978	(10/22)	W	17-3
*1979	(9/9)	L	24-27
1980	(9/21)	L	13-20
*1984	(9/30)	W	10-6
1986	(10/12)	L	7-20
*1988	(9/4)	L	3-6
1989	(11/19)	T	10-10 (OT)
*1990	(9/30)	W	34-0
1991	(11/24)	L	15-20
*1994	(11/20)	W	20-13
1995	(9/24)	L	17-35

Browns home sites: Cleveland Stadium 1970-95; Cleveland Browns Stadium 1999-present.



**DALLAS COWBOYS**  
(3-4-0)

*1970	(10/25)	L	16-27
1975	(11/10)	W	34-31
1983	(11/20)	L	21-41
*1989	(10/22)	W	36-28
1992	(10/18)	L	10-17
1995	(11/23)	L	12-24
*1998	(12/13)	W	20-17

Cowboys home sites:  
Cotton Bowl 1970;

Texas Stadium, Irving, TX 1971-present.



**DENVER BRONCOS**  
(4-8-6-0)

1960	(10/30)	W	17-14
*1960	(11/13)	W	34-7
1961	(10/8)	W	19-12
*1961	(12/10)	W	49-21
1962	(11/18)	W	24-3
*1962	(12/9)	W	17-10
w1963	(9/7)	W	59-7
*1963	(12/8)	W	52-21
1964	(10/11)	L	27-33
*1964	(11/1)	W	49-39
1965	(10/10)	W	31-23
*1965	(12/19)	W	45-35
*1966	(10/8)	W	37-10
1966	(10/23)	W	56-10
*1967	(10/29)	W	52-9
1967	(12/17)	W	38-24
*1968	(9/22)	W	34-2
1968	(12/14)	W	30-7
1969	(10/5)	W	26-13
*1969	(11/27)	W	31-17
1970	(10/4)	L	13-26
*1970	(12/6)	W	16-0
1971	(10/3)	W	16-3
*1971	(11/21)	W	28-10
1972	(10/1)	W	45-24
*1972	(12/3)	W	24-21
*1973	(10/7)	W	16-14
1973	(11/25)	L	10-14
*1974	(10/6)	L	14-17
1974	(11/18)	W	42-34
1975	(9/21)	L	33-37
*1975	(10/26)	W	26-13
*1976	(10/24)	L	26-35
1976	(12/5)	L	16-17
1977	(10/9)	L	7-23
*1977	(11/20)	L	7-14
*1978	(9/24)	L	17-23 (OT)
1978	(12/10)	L	3-24
*1979	(10/14)	L	10-24
1979	(10/28)	L	3-20

1980	(10/19)	W	23-17
*1980	(12/7)	W	31-14
*1981	(10/18)	W	28-14
1981	(12/6)	L	13-16
1982	(12/19)	W	37-16
1983	(10/30)	L	24-27
*1983	(12/18)	W	48-17
1984	(9/23)	L	0-21
*1984	(12/2)	W	16-13
*1985	(10/27)	L	10-30
1985	(12/14)	L	13-14
1986	(11/16)	L	17-38
*1986	(12/7)	W	37-10
d1987	(10/18)	L	17-26
1987	(12/19)	L	17-20
*1988	(9/18)	W	20-13
1988	(11/6)	L	11-17
1989	(9/10)	L	20-34
*1989	(11/12)	L	13-16
1990	(9/17)	L	23-24
*1990	(12/9)	W	31-20
1991	(10/20)	L	16-19
*1991	(11/17)	L	20-24
1992	(10/4)	L	19-20
*1992	(12/27)	W	42-20
*1993	(9/20)	W	15-7
1993	(12/12)	L	21-27
1994	(10/17)	W	31-28
*1994	(12/4)	L	17-20 (OT)
1995	(10/22)	W	21-7
*1995	(12/17)	W	20-17
*1996	(9/27)	W	17-14
1996	(10/27)	L	7-34
1997	(8/31)	L	3-19
*1997	(11/16)	W	24-22
v1997	(11/4/98)	L	10-14
*1998	(11/16)	L	7-30
1998	(12/6)	L	31-35
*1999	(9/19)	W	26-10
1999	(12/5)	W	16-10
2000	(9/24)	W	23-22
*2000	(12/17)	W	20-7
2001	(10/7)	L	6-20
*2001	(12/16)	W	26-23 (OT)

Broncos home sites: University of Denver Stadium 1962-68; Mile High Stadium 1960-2000, known as Bears Stadium 1960-67; INVESCO Field at Mile High 2001-present.



**DETROIT LIONS**  
(6-3-0)

1971	(11/25)	L	21-32
*1975	(11/23)	W	24-21 (OT)
*1980	(10/26)	W	20-17
1981	(11/26)	L	10-27
1987	(11/26)	W	27-20
*1988	(10/23)	L	6-7
*1990	(10/14)	W	43-24
1996	(11/28)	W	28-24
*1999	(9/26)	W	31-21

Lions home sites: Tiger Stadium 1970-74; Pontiac Silverdome, Pontiac, MI 1975-2001; Ford Field 2002 -



**GREEN BAY PACKERS**  
(5-2-1)

e1966	(1/15/67)	L	10-35
f1973	(10/14)	T	10-10
*1977	(11/6)	W	20-10
*1987	(11/22)	L	3-23
1989	(12/10)	W	21-3
1990	(9/23)	W	17-3

*1993	(11/8)	W	23-16
*1996	(11/10)	W	27-20

Packers home site:  
Lambeau Field 1970-present; Milwaukee  
County Stadium, Milwaukee, WI 1970-94.



### HOUSTON TEXANS (0-0-0)

Began play in 2002.  
Will meet Chiefs for the first time in 2004.  
Texans home site:  
Reliant Stadium 2002 - .



### INDIANAPOLIS COLTS (6-9-0)

Franchise in Baltimore prior to 1984.

1970	(9/28)	W	44-24
*1972	(12/10)	W	24-10
1975	(11/30)	L	14-28
*1977	(10/16)	L	6-17
*1979	(9/2)	W	14-0
1979	(12/9)	W	10-7
*1980	(11/2)	L	24-31
1980	(12/21)	W	38-28
*1985	(11/24)	W	20-7
1990	(10/7)	L	19-23
<b>v1995</b>	<b>(1/7/96)</b>	<b>L</b>	<b>7-10</b>
*1996	(12/15)	L	19-24
1999	(11/7)	L	17-25
*2000	(9/3)	L	14-27
*2001	(10/25)	L	28-35

Colts home sites:  
Baltimore Memorial Stadium 1970-83;  
RCA Dome 1984-present,  
known as Hoosier Dome 1984-93.



### JACKSONVILLE JAGUARS (1-2-0)

1997	(11/9)	L	10-24
1998	(9/13)	L	16-21
2001	(12/30)	W	30-26

Jaguars home site:  
ALLTEL Stadium 1995-present, known as  
Jacksonville Municipal Stadium 1995-96.



### MIAMI DOLPHINS (10-13-0)

*1966	(11/13)	W	34-16
1966	(12/11)	W	19-18
1967	(9/24)	W	24-0
*1967	(10/8)	W	41-0
1968	(9/28)	W	48-3
*1969	(10/19)	W	17-10
<b>m1971</b>	<b>(12/25)</b>	<b>L</b>	<b>24-27(2 OT)</b>
*1972	(9/17)	L	10-20
1974	(10/20)	L	3-9
1976	(10/17)	W	20-17 (OT)
*1981	(12/13)	L	7-17
1983	(9/25)	L	6-14
1985	(9/22)	L	0-31
n1987	(10/11)	L	0-42
*1989	(12/3)	W	26-21
1989	(12/24)	W	27-24
<b>o1990</b>	<b>(1/5/91)</b>	<b>L</b>	<b>16-17</b>
*1991	(10/13)	W	42-7
1993	(10/31)	L	10-30
1994	(12/12)	L	28-45
<b>p1994</b>	<b>(12/31)</b>	<b>L</b>	<b>17-27</b>
1995	(12/11)	L	6-13

1997	(10/5)	L	14-17
------	--------	---	-------

Dolphins home sites: Orange Bowl 1966-86;  
Pro Player Stadium 1987-present,  
known as Joe Robbie Stadium 1987-96.



### MINNESOTA VIKINGS (5-3-0)

<b>q1969</b>	<b>(1/11/70)</b>	<b>W</b>	<b>23-7</b>
1970	(9/20)	L	10-27
*1974	(12/14)	L	15-35
1981	(12/20)	W	10-6
*1990	(9/9)	W	24-21
1993	(12/26)	L	10-30
1996	(11/3)	W	21-6
*1999	(12/12)	W	31-28

Vikings home sites:  
Metropolitan Stadium,  
Bloomington, MN 1970-81;  
Hubert H. Humphrey Metrodome 1982-present.



### NEW ENGLAND PATRIOTS (15-9-3)

Franchise known as the  
Boston Patriots prior to 1971.

1960	(11/18)	L	14-42
*1960	(12/11)	W	34-0
*1961	(10/29)	L	17-18
1961	(11/3)	L	21-28
*1962	(9/8)	W	42-28
1962	(10/12)	W	27-7
1963	(11/17)	T	24-24
*1963	(12/14)	W	35-3
1964	(10/23)	L	7-24
*1964	(12/6)	L	24-31
*1965	(10/3)	W	27-17
1965	(11/21)	T	10-10
1966	(9/25)	W	43-24
*1966	(11/20)	T	27-27
1967	(11/12)	W	33-10
*1968	(11/17)	W	31-17
1969	(9/21)	W	31-0
*1970	(10/11)	W	23-10
1973	(9/23)	W	10-7
1977	(9/18)	L	17-21
1981	(10/4)	L	17-33
1990	(12/2)	W	37-7
*1992	(12/13)	W	27-20
*1995	(10/15)	W	31-26
1998	(10/11)	L	10-40
*1999	(10/10)	W	16-14
2000	(12/24)	L	24-30

Patriots home sites:  
Boston University Field 1960-62;  
Fenway Park 1963-68;  
Boston College Alumni Stadium 1969;  
Harvard Stadium 1970;  
Foxboro Stadium, Foxboro, MA 1971-present;  
known as Schaefer Stadium 1971-82 and  
Sullivan Stadium 1983-89; CMGI Field 2002 - .



### NEW ORLEANS SAINTS (4-3-0)

1972	(9/25)	W	20-17
*1976	(9/26)	L	17-27
1982	(11/21)	L	17-27
1985	(9/8)	W	47-27
*1991	(9/8)	L	10-17
1994	(9/4)	W	30-17
*1997	(12/21)	W	25-13

Saints home sites: Tulane Stadium 1970-74;  
Louisiana Superdome 1975-present.



**NEW YORK GIANTS**  
(2-8-0)

*1974	(11/3)	.....	L	27-33
1978	(9/7)	.....	L	10-26
*1979	(10/21)	.....	L	17-21
*1983	(10/16)	.....	W	38-17
1984	(11/25)	.....	L	27-28
1988	(12/11)	.....	L	12-28
1992	(12/19)	.....	L	21-35
*1995	(9/10)	.....	W	20-17 (OT)
1998	(12/20)	.....	L	7-28
*2001	(9/23)	.....	L	3-13

Giants home sites:

Yankee Stadium 1970-73;  
Yale Bowl, New Haven, CT 1973-74; Shea  
Stadium 1975; Giants Stadium, East Rutherford,  
NJ 1976-present.



**NEW YORK JETS**  
(15-15-1)

Franchise known as the  
New York Titans prior to 1963.

*1960	(10/2)	.....	L	35-37
1960	(11/24)	.....	L	35-41
1961	(12/3)	.....	L	7-28
*1961	(12/17)	.....	W	35-24
*1962	(10/21)	.....	W	20-17
1962	(11/11)	.....	W	52-31
1963	(12/1)	.....	L	0-17
*1963	(12/22)	.....	W	48-0
1964	(11/29)	.....	L	14-27
*1964	(12/20)	.....	W	24-7
1965	(9/18)	.....	W	14-10
*1965	(11/7)	.....	L	10-13
1966	(11/27)	.....	W	32-24
*1967	(11/5)	.....	W	42-18
1967	(12/10)	.....	W	21-7
*1968	(9/15)	.....	L	19-20
1969	(11/16)	.....	W	34-16
r1969	(12/20)	.....	W	13-6
1971	(11/7)	.....	L	10-13
*1974	(9/15)	.....	W	24-16
*1975	(9/28)	.....	L	24-30
*1982	(1/2/83)	.....	W	37-13
*1984	(10/7)	.....	L	16-17
1984	(10/21)	.....	L	7-28
s1986	(12/28)	.....	L	15-35
*1987	(11/15)	.....	L	9-16
1988	(10/2)	.....	T	17-17 (OT)
*1988	(12/4)	.....	W	38-34
1992	(11/29)	.....	W	23-7
*1998	(11/1)	.....	L	17-20
2001	(11/11)	.....	L	7-27

Jets home sites: Polo Grounds 1960-63;  
Shea Stadium 1964-83;

Giants Stadium, East Rutherford, NJ  
1984-present.



**OAKLAND RAIDERS**  
(42-42-2)

Franchise in Oakland 1960-81, 1995-present;  
in Los Angeles 1982-94.

1960	(9/16)	.....	W	34-16
*1960	(10/9)	.....	L	19-20
1961	(9/24)	.....	W	42-35
*1961	(11/26)	.....	W	43-11
1962	(9/23)	.....	W	26-16
*1962	(11/25)	.....	W	35-7
1963	(11/3)	.....	L	7-10
*1963	(11/8)	.....	L	7-22

1964	(9/27)	.....	W	21-9
*1964	(11/8)	.....	W	42-7
1965	(9/12)	.....	L	10-37
*1965	(10/31)	.....	W	14-7
1966	(9/18)	.....	W	32-10
*1966	(10/16)	.....	L	13-34
1967	(10/1)	.....	L	21-23
*1967	(11/23)	.....	L	22-44
*1968	(10/20)	.....	W	24-10
1968	(11/3)	.....	L	21-38
1968	(12/22)	.....	L	6-41
*1969	(11/23)	.....	L	24-27
1969	(12/13)	.....	L	6-10
j1969	(1/4/70)	.....	W	17-7
*1970	(11/1)	.....	T	17-17
1970	(12/12)	.....	L	6-20
1971	(10/31)	.....	T	20-20
*1971	(12/12)	.....	W	16-14
*1972	(11/5)	.....	W	27-14
1972	(11/26)	.....	L	3-26
*1973	(9/30)	.....	W	16-3
1973	(12/8)	.....	L	7-37
1974	(9/22)	.....	L	7-27
*1974	(12/8)	.....	L	6-7
*1975	(10/12)	.....	W	42-10
1975	(12/21)	.....	L	20-28
*1976	(9/20)	.....	L	21-24
1976	(11/14)	.....	L	10-21
*1977	(10/3)	.....	L	28-37
1977	(12/18)	.....	L	20-21
1978	(10/15)	.....	L	6-28
*1978	(11/5)	.....	L	10-20
*1979	(9/23)	.....	W	35-7
1979	(11/18)	.....	W	24-21
*1980	(9/7)	.....	L	14-27
1980	(10/5)	.....	W	31-17
*1981	(10/11)	.....	W	27-0
1981	(10/25)	.....	W	28-17
*1982	(12/12)	.....	L	16-21
1983	(10/9)	.....	L	20-21
*1983	(11/6)	.....	L	20-28
*1984	(9/16)	.....	L	20-22
1984	(11/18)	.....	L	7-17
*1985	(9/12)	.....	W	36-20
1985	(10/6)	.....	L	10-19
*1986	(10/5)	.....	L	17-24
1986	(12/14)	.....	W	20-17
k1987	(10/4)	.....	L	17-35
*1987	(12/13)	.....	W	16-10
*1988	(10/16)	.....	L	17-27
1988	(10/30)	.....	L	10-17
*1989	(9/17)	.....	W	24-19
1989	(10/15)	.....	L	14-20
*1990	(11/4)	.....	W	9-7
1990	(11/25)	.....	W	27-24
*1991	(10/28)	.....	W	24-21
1991	(12/22)	.....	W	27-21
1991	(12/28)	.....	W	10-6
*1992	(9/28)	.....	W	27-7
1992	(12/6)	.....	L	7-28
*1993	(10/3)	.....	W	24-9
1993	(11/14)	.....	W	31-20
*1994	(11/6)	.....	W	13-3
1994	(12/24)	.....	W	19-9
*1995	(9/17)	.....	W	23-17 (OT)
1995	(12/3)	.....	W	29-23
*1996	(9/8)	.....	W	19-3
1996	(12/9)	.....	L	7-26
1997	(9/8)	.....	W	28-27
*1997	(12/7)	.....	W	30-0
*1998	(9/6)	.....	W	28-8
1998	(12/26)	.....	W	31-24
1999	(11/28)	.....	W	37-34
*1999	(1/2/00)	.....	L	38-41 (OT)
*2000	(10/15)	.....	L	17-20
2000	(11/5)	.....	L	31-49

*2001	(9/9)	L	24-27
2001	(12/9)	L	26-28

Raiders home sites:

Kezar Stadium, San Francisco, CA 1960;  
Candlestick Park, San Francisco, CA 1961;  
Frank Youell Field, Oakland 1962-65;  
Los Angeles Memorial Coliseum 1982-94;  
Network Associates Coliseum 1966-81,  
1995-present, known as Oakland-Alameda  
County Coliseum 1966-1981, '95-97.



**PHILADELPHIA EAGLES**  
(2-2-0)

*1972	(10/22)	L	20-21
*1992	(10/11)	W	24-17
1998	(9/27)	W	24-21
*2001	(11/29)	L	10-23

Eagles home sites: Franklin Field 1970;  
Veterans Stadium 1971-present.



**PITTSBURGH STEELERS**  
(8-16-0)

1970	(11/15)	W	31-14
*1971	(10/18)	W	38-16
1972	(11/12)	L	7-16
*1974	(10/13)	L	24-34
1975	(11/16)	L	3-28
*1976	(11/7)	L	0-45
1978	(10/29)	L	24-27
*1979	(11/11)	L	3-30
1980	(12/14)	L	16-21
1981	(9/6)	W	37-33
1982	(12/5)	L	14-35
1984	(9/2)	W	37-27
*1985	(11/10)	L	28-36
1986	(12/21)	W	24-19
*1987	(11/8)	L	16-17
1988	(11/27)	L	10-16
1989	(10/29)	L	17-23
*1992	(10/25)	L	3-27
<b>t1993</b>	<b>(1/8/94)</b>	<b>W</b>	<b>27-24 (OT)</b>
*1996	(10/7)	L	7-17
*1997	(11/3)	W	13-10
*1998	(10/26)	L	13-20
*1999	(12/18)	W	35-19
*2001	(10/14)	L	17-20

Steelers home site:

Three Rivers Stadium 1970-2000;  
Heinz Field 2001-present.



**ST. LOUIS RAMS**  
(3-4-0)

Franchise in Los Angeles prior to 1995.

*1973	(9/16)	L	13-23
1982	(11/28)	L	14-20
*1985	(10/20)	L	0-16
1991	(11/10)	W	27-20
*1994	(9/25)	L	0-16
1997	(10/26)	W	26-20
*2000	(10/22)	W	54-34

Rams home sites:

Los Angeles Memorial Coliseum 1970-79;  
Anaheim Stadium 1980-94; Busch Stadium  
1995; Edward Jones Dome 2002 -, known as  
TransWorld Dome 1995-2001.



**SAN DIEGO CHARGERS**  
(44-39-1)

Franchise located in Los Angeles  
prior to 1961.

1960	(9/10)	L	20-21
*1960	(9/25)	W	17-0
*1961	(9/10)	L	10-26
1961	(11/19)	L	14-24
1962	(10/7)	L	28-32
*1962	(12/16)	W	26-17
1963	(9/29)	L	17-38
*1963	(10/20)	L	10-24
*1964	(11/15)	L	14-28
1964	(12/13)	W	49-6
1965	(9/26)	T	10-10
*1965	(11/14)	W	31-7
*1966	(11/6)	W	24-14
1966	(12/18)	W	27-17
1967	(10/15)	L	31-45
*1967	(11/19)	L	16-17
*1968	(10/27)	W	27-20
1968	(12/8)	W	40-3
1969	(9/14)	W	27-9
*1969	(11/9)	W	27-3
*1970	(11/29)	W	26-14
1970	(12/20)	L	13-31
1971	(9/19)	L	14-21
*1971	(10/10)	W	31-10
1972	(10/29)	W	26-14
*1972	(11/19)	L	17-27
1973	(11/4)	W	19-0
*1973	(12/16)	W	33-6
1974	(10/27)	W	24-14
*1974	(11/10)	L	7-14
1975	(10/19)	W	12-10
*1975	(12/7)	L	20-28
*1976	(9/12)	L	16-30
1976	(11/28)	W	23-20
*1977	(9/25)	L	7-23
1977	(10/23)	W	21-16
1978	(11/12)	L	23-29 (OT)
*1978	(11/26)	W	23-0
*1979	(11/4)	L	14-20
1979	(11/25)	L	7-28
*1980	(9/28)	L	7-24
1980	(11/16)	L	7-20
*1981	(9/20)	L	31-42
1981	(11/1)	L	20-22
*1982	(9/19)	W	19-12
*1983	(9/12)	L	14-17
1983	(12/11)	L	38-41
*1984	(10/14)	W	31-13
1984	(12/16)	W	42-21
1985	(10/13)	L	20-31
*1985	(12/22)	W	38-34
*1986	(10/19)	W	42-41
1986	(11/2)	W	24-23
*1987	(9/13)	W	20-13
1987	(10/25)	L	21-42
*1988	(9/25)	L	23-24
1988	(12/18)	L	13-24
1989	(9/24)	L	6-21
*1989	(12/17)	L	13-20
*1990	(11/18)	W	27-10
1990	(12/23)	W	24-21
1991	(9/29)	W	14-13
*1991	(12/8)	W	20-17 (OT)
1992	(9/6)	W	24-10
*1992	(11/8)	W	16-14
<b>u1992</b>	<b>(1/2/93)</b>	<b>L</b>	<b>0-17</b>
1993	(10/17)	W	17-14
*1993	(12/19)	W	28-24
1994	(10/9)	L	6-20
*1994	(11/13)	L	13-14

*1995	(10/9)	W	29-23	(OT)
1995	(11/12)	W	22-7	
1996	(9/29)	L	19-22	
*1996	(11/24)	L	14-28	
*1997	(10/16)	W	31-3	
1997	(12/14)	W	29-7	
*1998	(9/20)	W	23-7	
1998	(11/22)	L	37-38	
1999	(10/3)	L	14-21	
*1999	(10/31)	W	34-0	
*2000	(9/17)	W	42-10	
2000	(11/26)	L	16-17	
2001	(11/4)	W	25-20	
*2001	(12/23)	W	20-17	

Chargers home sites:

Los Angeles Memorial Coliseum 1960;  
Balboa Stadium 1961-66;  
Qualcomm Stadium, Jack Murphy Field  
1967-present, known as Jack Murphy Stadium  
1967-96.



**SAN FRANCISCO 49ERS**  
(3-5-0)

1971	(12/6)	W	26-17
*1975	(10/5)	L	3-20
*1982	(12/26)	L	13-26
1985	(11/17)	L	3-31
1991	(12/14)	L	14-28
*1994	(9/11)	W	24-17
*1997	(11/30)	W	44-9
2000	(11/12)	L	7-21

49ers home sites: Kezar Stadium 1970;  
3ComPark at Candlestick Point 1971-present;  
known as Candlestick Park 1971-95.



**SEATTLE SEAHAWKS**  
(30-17-0)

*1977	(12/11)	L	31-34
*1978	(11/19)	L	10-13
1978	(12/17)	L	19-23
1979	(9/30)	W	24-6
*1979	(12/2)	W	37-21
*1980	(9/14)	L	16-17
1980	(11/9)	W	31-30
1981	(9/27)	W	20-14
*1981	(11/22)	W	40-13
*1983	(9/4)	W	17-13
1983	(11/27)	L	48-51 (OT)
1984	(11/4)	L	0-45
*1984	(12/9)	W	34-7
*1985	(9/29)	W	28-7
1985	(12/1)	L	6-24
1986	(9/14)	L	17-23
*1986	(11/9)	W	27-7
1987	(9/20)	L	14-43
*1987	(12/27)	W	41-20
1988	(9/11)	L	10-31
*1988	(11/20)	W	27-24
1989	(10/8)	W	20-16
*1989	(11/5)	W	20-10
1990	(10/21)	L	7-19
*1990	(11/11)	L	16-17
*1991	(9/22)	W	20-13
1991	(12/1)	W	19-6
*1992	(9/13)	W	26-7
1992	(11/22)	W	24-14
1993	(12/5)	W	31-16
*1993	(1/2/94)	W	34-24
*1994	(10/23)	W	38-23
1994	(11/27)	L	9-10
1995	(9/3)	W	34-10
*1995	(12/24)	W	26-3

1996	(9/15)	W	35-17
*1996	(10/17)	W	34-16
*1997	(9/28)	W	20-17 (OT)
1997	(11/23)	W	19-14
*1998	(10/4)	W	17-6
1998	(11/8)	L	12-24
*1999	(11/21)	L	19-31
1999	(12/26)	L	14-23
*2000	(10/2)	W	24-17
2000	(10/29)	W	24-19
*2001	(11/25)	W	19-7
2001	(1/6/02)	L	18-21

Seahawks home site: Kingdome 1976-99;  
Husky Stadium 1994, 2000-2001; New Stadium  
Seahawks Stadium 2002 - .



**TAMPA BAY BUCCANEERS**  
(5-3-0)

1976	(10/31)	W	28-19
*1978	(10/8)	L	13-30
1979	(12/16)	L	0-3
*1981	(9/13)	W	19-10
*1984	(10/28)	W	24-20
*1986	(10/26)	W	27-20
1993	(9/5)	W	27-3
1999	(11/14)	L	10-17

Buccaneers home sites:  
Houlihan's Stadium 1976-97;  
known as Tampa Stadium 1976-95.  
Raymond James Stadium 1998-present.



**TENNESSEE TITANS**  
(26-18-0)

Franchise located in Houston prior to 1997.  
Known as the Oilers prior to 1999.

1960	(10/16)	L	10-20
*1960	(12/4)	W	24-0
*1961	(10/1)	W	26-21
1961	(10/22)	L	7-38
1962	(10/28)	W	31-7
*1962	(11/4)	L	6-14
g1962	(12/23)	W	20-17(2 OT)
*1963	(10/6)	W	28-7
1963	(10/27)	L	7-28
*1964	(10/4)	W	28-7
1964	(11/22)	W	28-19
1965	(10/24)	L	36-38
*1965	(11/28)	W	52-21
*1966	(10/30)	W	48-23
1967	(9/9)	W	25-20
*1967	(10/22)	L	19-24
1968	(9/9)	W	26-21
*1968	(11/28)	W	24-10
*1969	(10/12)	W	24-0
*1970	(11/8)	W	24-9
1971	(9/26)	W	20-16
*1973	(11/18)	W	38-14
1974	(9/29)	W	17-7
*1975	(11/2)	L	13-17
1977	(11/27)	L	20-34
*1978	(9/10)	L	17-20
1979	(9/16)	L	6-20
*1980	(10/12)	W	21-20
*1981	(11/15)	W	23-10
1983	(10/23)	W	13-10 (OT)
*1984	(11/11)	L	16-17
1985	(11/3)	L	20-23
*1986	(9/21)	W	27-13
1988	(10/9)	L	6-7
*1989	(11/26)	W	34-0
*1990	(12/16)	L	10-27
1991	(9/16)	L	7-17

1992	(9/20)	.....L	20-23 (OT)
1993	(9/12)	.....L	0-30
<b>h1993</b>	<b>(1/16/94)</b>	.....W	<b>28-20</b>
*1994	(12/18)	.....W	31-9
*1995	(11/19)	.....W	20-13
1996	(9/1)	.....W	20-19
2000	(9/10)	.....L	14-17 (OT)

Titans home sites: Jeppesen Stadium 1960-64;  
Rice Stadium 1965-67; Astrodome 1968-96;  
Liberty Bowl, Memphis, TN 1997;  
Vanderbilt Stadium, Nashville, TN 1998;  
The Coliseum, Nashville, TN 1999-present.



**WASHINGTON REDSKINS**  
**(5-1-0)**

*1971	(10/24)	.....W	27-20
1976	(10/10)	.....W	33-30
1983	(9/18)	.....L	12-27
*1992	(11/15)	.....W	35-16
*1995	(11/5)	.....W	24-3
2001	(9/30)	.....W	45-13

Redskins home site: RFK Memorial Stadium  
1970-96; FedEx Field 1997-present,  
known as Jack Kent Cooke Stadium 1997-99.

**CHIEFS VS. THE NFL KEY**

- \* Home Game (Cotton Bowl) 1960-62;  
Municipal Stadium 1963-71;  
Arrowhead Stadium 1972-present)
  - Playoff Games in Bold**
  - a AFL Championship Game (Buffalo, NY)
  - b AFC Divisional Playoff Game (Buffalo, NY)
  - c AFC Championship Game (Buffalo, NY)
  - d Replacement Game (Kansas City, MO)
  - e Super Bowl I (Los Angeles, CA)
  - f Milwaukee, WI
  - g AFL Championship Game (Houston, TX)
  - h AFC Divisional Playoff Game (Houston, TX)
  - i AFL Divisional Playoff Game (Oakland, CA)
  - j AFL Championship Game (Oakland, CA)
  - k Replacement Game (Los Angeles, CA)
  - l AFC Wild Card Playoff Game (Kansas City, MO)
  - m AFL Divisional Playoff Game (Kansas City, MO)
  - n Replacement Game (Miami, FL)
  - o AFC Wild Card Playoff Game (Miami, FL)
  - p AFC Wild Card Playoff Game (Miami, FL)
  - q Super Bowl IV (New Orleans, LA)
  - r AFL Divisional Playoff Game (New York, NY)
  - s AFC Wild Card Playoff Game (East Rutherford, NJ)
  - t AFC Wild Card Playoff Game (Kansas City, MO)
  - u AFC Wild Card Playoff Game (San Diego, CA)
  - v AFC Divisional Playoff Game (Kansas City, MO)
  - w University of Denver Stadium (Denver, CO)
- NOTE:** Home sites are listed only after the  
AFL-NFL merger in 1970.

**CHIEFS VS. THE NFL - ALL GAMES**

	<i>Preseason</i>	<i>Regular Season</i>	<i>Playoffs</i>	<i>Total</i>	<i>Overall Win Pct.</i>
Arizona	13-8-1	5-2-1	0-0	18-10-2	(.633)
Atlanta	4-2-0	4-1-0	0-0	8-3-0	(.727)
Baltimore	0-0-0	1-0-0	0-0	1-0-0	(1.000)
Buffalo	8-4-0	14-18-1	1-2	23-24-1	(.490)
Carolina	1-0-0	2-0-0	0-0	3-0-0	(1.000)
Chicago	6-2-0	3-5-0	0-0	9-7-0	(.563)
Cincinnati	6-0-0	11-9-0	0-0	17-9-0	(.607)
Cleveland	3-0-0	7-8-2	0-0	10-8-2	(.550)
Dallas	4-3-0	3-4-0	0-0	7-7-0	(.500)
Denver	8-1-0	48-36-0	0-1	56-38-0	(.596)
Detroit	4-7-0	6-3-0	0-0	10-10-0	(.500)
Green Bay	4-5-1	5-1-0	0-1	9-7-1	(.559)
Indianapolis	1-3-0	6-8-0	0-1	7-12-0	(.368)
Jacksonville	1-3-0	1-2-0	0-0	2-5-0	(.286)
Miami	1-1-1	10-10-0	0-3	11-14-1	(.442)
Minnesota	6-6-0	4-3-0	1-0	11-9-0	(.550)
New England	3-3-0	15-9-0	0-0	18-12-0	(.600)
New Orleans	3-4-0	4-3-0	0-0	7-7-0	(.500)
N.Y. Giants	1-1-0	2-8-0	0-0	3-9-0	(.250)
N.Y. Jets	5-2-0	14-14-1	1-1	20-17-0	(.540)
Oakland	7-1-0	40-41-2	2-1	49-43-2	(.532)
Philadelphia	1-0-0	2-2-0	0-0	3-2-0	(.600)
Pittsburgh	1-1-0	7-16-0	1-0	9-17-0	(.346)
St. Louis	3-9-0	3-4-0	0-0	6-13-0	(.316)
San Diego	2-5-0	44-38-1	0-1	46-44-1	(.511)
San Francisco	1-4-0	3-5-0	0-0	4-9-0	(.308)
Seattle	0-0-0	30-17-0	0-0	30-17-0	(.638)
Tampa Bay	1-3-0	5-3-0	0-0	6-6-0	(.500)
Tennessee	10-3-0	24-18-0	2-0	36-21-0	(.632)
Washington	4-2-0	5-1-0	0-0	9-3-0	(.750)

# PLAYOFF HISTORY

## PLAYOFF CAPSULE

NFL Championships .....	1 (1969)
AFL Championships .....	3 (1962, 1966, 1969)
AFC West Championships .....	4 (1971, 1993, 1995, 1997)
Total Playoff Games .....	19
All-Time Playoff Record .....	8-11
Years in Playoffs .....	13
Most Consecutive Playoff Appearances .....	6 (1990-95)

## GAME-BY-GAME PLAYOFF RESULTS

DATE	OPPONENT	GAME	RESULT
12/23/62	Houston	'62 AFL Championship	W, 20-17 (OT)
1/1/67	Buffalo	'66 AFL Championship	W, 31-7
1/15/67	Green Bay	Super Bowl I	L, 35-10
12/22/68	Oakland	'68 AFL Divisional	L, 41-6
12/20/69	N.Y. Jets	'69 AFL Divisional	W, 13-6
1/4/70	Oakland	'69 AFL Championship	W, 17-7
1/11/70	Minnesota	Super Bowl IV	W, 23-7
12/25/71	Miami	'71 AFC Divisional	L, 27-24 (2 OT)
12/28/86	N.Y. Jets	'86 AFC Wild Card	L, 35-15
1/5/91	Miami	'90 AFC First Round	L, 17-16
12/28/91	L.A. Raiders	'91 AFC First Round	W, 10-6
1/5/92	Buffalo	'91 AFC Divisional	L, 37-14
1/2/93	San Diego	'92 AFC First Round	L, 17-0
1/8/94	Pittsburgh	'93 AFC First Round	W, 27-24 (OT)
1/16/94	Houston	'93 AFC Divisional	W, 28-20
1/23/94	Buffalo	'93 AFC Championship	L, 30-13
12/31/94	Miami	'94 AFC First Round	L, 27-17
1/7/96	Indianapolis	'95 AFC Divisional	L, 10-7
1/4/98	Denver	'97 AFC Divisional	L, 10-14

*\*The Chiefs franchise was located in Dallas and known as the Texans from 1960-62.*

## RECORD vs. ALL PLAYOFF OPPONENTS

TEAM	RECORD	LAST MEETING	RESULT
Buffalo	1-2	'93 AFC Championship	L, 30-13
Denver	0-1	'97 AFC Divisional	L, 10-14
Green Bay	0-1	Super Bowl I	L, 35-10
Houston	2-0	'93 AFC Divisional	W, 28-20
Indianapolis	0-1	'95 AFC Divisional	L, 10-7
Miami	0-3	'94 AFC First Round	L, 27-17
Minnesota	1-0	Super Bowl IV	W, 23-7
N.Y. Jets	1-1	'86 AFC Wild Card	L, 35-15
*Oakland	2-1	'91 AFC First Round	W, 10-6
Pittsburgh	1-0	'93 AFC First Round	W, 27-24 (OT)
San Diego	0-1	'92 AFC First Round	L, 17-0

*\*Franchise located in Los Angeles from 1982-94.*

# PLAYOFF GAME SUMMARIES

## 1962 AFL CHAMPIONSHIP GAME



**Texans 20, Oilers 17 (2 OT)**  
**December 23, 1962**  
**Jeppesen Stadium (37,981)**



A contest that moved the infant American Football League into the national consciousness proved to be the first of three AFL titles for Hank Stram's Texans/Chiefs.

Following second place finishes in each of the league's first two seasons, the Texans ran away with the AFL West championship in 1962. Dallas finished 11-3, a full four games in front, and was matched with the Houston Oilers, also 11-3, who had won the AFL title in 1960 and 1961 over the Los Angeles, then San Diego Chargers.

The Texans, paced by a pair of touchdowns from Abner Haynes, took a 17-0 halftime advantage. Haynes scored first on a 28-yard pass from Len Dawson and then on a two-yard run after Tommy Brooker had given Dallas a 3-0 first-quarter advantage with a 16-yard field goal.

But the momentum quickly shifted to the Oilers in the second half. George Blanda, then a "young" 35-year-old, passed 15 yards to Willard Dewveall for a touchdown and kicked a 31-yard field goal before Charley Tolar burst over from the one to tie the game at 17-17 in the fourth quarter.

The two teams then went into the first sudden death overtime in AFL annals. The Texans won the toss and Stram elected to kick off, maintaining his defense could hold the Oilers long enough for Dawson to get the ball in good field position. Herein came the famous "kick to the clock" episode in which Texans captain Haynes inadvertently elected for his team to kick into the wind instead of having it as the consolation for not receiving the football.

Neither club mounted a serious challenge in the early stages of overtime, but as the fifth quarter was drawing to a close, Dallas defensive end Bill Hull intercepted a Blanda pass and returned it to midfield. Dawson then passed to Jack Spikes for 10 yards; Spikes, the game's most valuable player, then ran for 19 and the Texans were in field goal range. At the 2:54 mark of the sixth quarter, Brooker kicked a 25-yard field goal to give the Texans a 20-17 victory and the American Football League championship. The game lasted 77 minutes and 54 seconds and would be the longest in pro football history until the Chiefs and Miami Dolphins played over 82 minutes nearly a decade later in 1971.

DALLAS . . . . . 3 14 0 0 0 3 — 20  
 HOUSTON . . . . . 0 0 7 10 0 0 — 17

**TEXANS** — Brooker, 16-yard field goal.

**TEXANS** — Haynes, 28-yard pass from Dawson (Brooker kick).

**TEXANS** — Haynes, 2-yard run (Brooker kick).

**OILERS** — Dewveall, 15-yard pass from Blanda (Blanda kick).

**OILERS** — Blanda, 31-yard field goal.

**OILERS** — Tolar, 1-yard run (Blanda kick).

**TEXANS** — Brooker, 25-yard field goal.

Team Statistics	Oilers	Texans
First Downs . . . . .	21	19
Total Net Yards . . . . .	359	237
Rushes/Net Yards . . . . .	30/98	54/199
Net Passing . . . . .	261	38
Pass Attempts/Completions . . . . .	46/23	14/9
Had Intercepted . . . . .	5	0
Sacked/Yards Lost . . . . .	0/0	6/50
Punts/Average . . . . .	3/39.3	8/31.2
Penalties/Yards . . . . .	6/50	6/42
Fumbles/Lost . . . . .	0/0	2/1

### RUSHING

**TEXANS** — McClinton 24-70; Spikes 11-77;

Dawson 5-26; Haynes 14-26, 1 TD.

**OILERS** — Tolar 15-78, 1 TD; Cannon 11-37; Smith 2-3.

### RECEIVING

**TEXANS** — Haynes 3-45, 1 TD; Spikes 2-24;

Arbanas 2-21; Bishop 1-(-6);

McClinton 1-4.

**OILERS** — Hennigan 3-37; Tolar 1-8;

McLeod 5-70; Cannon 6-54;

Dewveall 6-59, 1 TD; Jamison 1-(-9);

Smith 1-6.

### PASSING

**TEXANS** — Dawson 9-14-88, 1 TD, 0 INTs.

**Oilers** — Blanda 23-46-261, 1 TD, 5 INTs.

### INTERCEPTIONS

**TEXANS** — Robinson 2-50; Holub 1-43;

Grayson 1-20; Hull 1-23.

**OILERS** — None.

### FIELD GOALS

**TEXANS** — Brooker (16) 33WL (25).

**OILERS** — Blanda 47WL (31).

### NFL's LONGEST GAMES

The Chiefs/Texans have participated in the two longest games in NFL history, both double-overtime playoff contests, while former Chiefs head coach Marty Schottenheimer was at the helm of the Cleveland Browns for the third-longest game in NFL annals in '87.

Time	Result	Date
1. 82:40	Miami 27, KANSAS CITY 24	Dec. 25, 1971
2. 77:54	Dallas Texans 20, HOUSTON 17	Dec. 23, 1962
3. 77:02	CLEVELAND 23, N.Y. Jets 20	Jan. 3, 1987

## 1966 AFL CHAMPIONSHIP GAME



**Chiefs 31, Bills 7**  
**January 1, 1967**  
**War Memorial Stadium (42,080)**



With a berth in Super Bowl I as the prize, the Chiefs visited ancient War Memorial Stadium for a New Year's Day clash with the defending AFL champion Buffalo Bills.

The game, played in frigid, sub-freezing temperatures, produced its first break on the opening kickoff, Jerrel Wilson recovered a Bills fumble on the Buffalo 31-yard line. Three plays later, Len Dawson passed 29 yards to Fred Arbanas for the first touchdown and a 7-0 Kansas City lead.

Buffalo, though, tied the game near the end of the opening period when Jack Kemp hit Elbert Dubenion on a 69-yard pass play. Few thought it would be the Bills final score of the day.

The Chiefs defense stiffened and Dawson led the offense to 10 second-quarter points. Otis Taylor caught a 29-yard touchdown pass and Mike Mercer added a 32-yard field goal, aided by a 72-yard pass interception by Johnny Robinson.

Mike Garrett then applied the coup de grace for the Chiefs by scoring on runs of one and 18 yards. Kansas City won its second AFL title in four years and awaited the Green Bay Packers in Super Bowl I.

**KANSAS CITY . . . . . 7 10 0 14 — 31**  
**BUFFALO . . . . . 7 0 0 0 — 7**

**CHIEFS** – Arbanas, 29-yard pass from Dawson (Mercer kick).

**BILLS** – Dubenion, 69-yard pass from Kemp (Lusteg kick).

**CHIEFS** – Taylor, 29-yard pass from Dawson (Mercer kick).

**CHIEFS** – Mercer, 32-yard field goal.

**CHIEFS** – Garrett, 1-yard run (Mercer kick).

**CHIEFS** – Garrett, 18-yard run (Mercer kick).

Team Statistics	Bills	Chiefs
First Downs . . . . .	9	14
Total Net Yards . . . . .	255	277
Rushes/Net Yards . . . . .	13/40	33/113
Net Passing . . . . .	215	164
Pass Attempts/Completions . . . . .	27/12	24/16
Had Intercepted . . . . .	2	0
Sacked/Yards Lost . . . . .	4/38	7/63
Punts/Average . . . . .	8/39.3	6/42.3
Penalties/Yards . . . . .	3/23	4/40
Fumbles/Lost . . . . .	3/2	1/0

### RUSHING

**CHIEFS** – Dawson, 5-28; Garrett 13-39, 2 TDs; McClinton 11-38; Coan 2-6; G. Thomas 2-2.

**BILLS** – Carlton 9-31; Burnett 3-6; Kemp 1-3.

### RECEIVING

**CHIEFS** – Garrett 4-16; Arbanas 2-44, 1 TD; Taylor 5-78; Burford 4-76; McClinton 1-13.

**BILLS** – Burnett 6-127; Dubenion 2-79, 1 TD; Carlton 1-5; Bass 2-26; Crockett 1-16

### PASSING

**CHIEFS** – Dawson 16-24-227, 2 TDs, 0 INTs.

**BILLS** – Kemp 12-27-253, 1 TD, 2 INTs.

### INTERCEPTIONS

**CHIEFS** – Robinson 1-72; E. Thomas 1-26.

**BILLS** – None.

### FIELD GOALS

**CHIEFS** – Mercer (32) 49S.

**BILLS** – None.

## SUPER BOWL I



**Packers 35, Chiefs 10**  
**January 15, 1967**  
**Los Angeles Memorial Coliseum (63,036)**



Representing themselves and the American Football League in the first championship match with the National Football League, the Chiefs played well for one half before bowing to the supremacy of the Green Bay Packers.

Vince Lombardi's Packers, one of the great pro football teams of all time, won Super Bowl I by a 35-10 score. The Packers held a slim 14-10 advantage at the half before the game turned on one play in the third quarter.

Green Bay opened the scoring when Bart Starr passed 37 yards to Max McGee, who made a remarkable one-handed catch for the touchdown. Len Dawson tied the game for the Chiefs when he passed to Curtis McClinton for

a second period touchdown. The Packers then went back on top, 14-7 before Mike Mercer kicked a 31-yard field goal just before the half ended.

The Chiefs momentum carried over into the third quarter as Kansas City moved to a first down on its initial possession. But then the game's key play, one that doomed the underdog Chiefs, unfolded when Willie Wood intercepted a Dawson pass intended for Fred Arbanas at midfield. Wood returned it all the way to the Chiefs five-yard line, where Elijah Pitts ran for a third Green Bay touchdown and an insurmountable 21-10 lead. The Packers would add two more scores en route to a 35-10 win.

KANSAS CITY..... 0 10 0 0 — 10  
 GREEN BAY ..... 7 7 14 7 — 35

PACKERS — McGee, 37-yard pass from Starr  
 (Chandler kick).

CHIEFS — McClinton, 7-yard pass from Dawson  
 (Mercer kick).

PACKERS — Taylor, 14-yard run (Chandler kick).

CHIEFS — Mercer, 31-yard field goal.

PACKERS — Pitts, 5-yard run (Chandler kick).

PACKERS — McGee, 13-yard pass from Starr  
 (Chandler kick).

PACKERS — Pitts, 1-yard run (Chandler kick).

Team Statistics	Packers	Chiefs
First Downs	21	17
Total Net Yards	358	239
Rushes/Net Yards	33/130	19/72
Net Passing	228	167
Pass Attempts/Completions	24/16	32/17
Had Intercepted	1	1
Sacked/Yards Lost	3/22	6/61
Punts/Average	4/43.3	7/45.3
Penalties/Yards	4/40	4/26
Fumbles/Lost	1/0	1/0

#### RUSHING

CHIEFS — Coan 3-1; Dawson 3-24; Garrett 6-17;  
 McClinton 6-16; Beathard 1-14.

PACKERS — Pitts 11-45, 2 TDs; Taylor 16-53, 1  
 TD;

Anderson 4-30; Grabowski 2-2.

#### RECEIVING

CHIEFS — Burford 4-67; Arbanas 2-30;

Carolan 1-7; Garrett 3-28;

McClinton 2-34, 1 TD; Taylor 4-57;

Coan 1-5.

PACKERS — Dale 4-59; Fleming 2-22;

McGee 7-138; Pitts 2-32

#### PASSING

CHIEFS — Dawson 16-27-211, 1 TD, 1 INT;

Beathard 1-5-17, 0 TDs, 0 INTs.

PACKERS — Starr 16-23-250, 2 TDs, 1 INT;

Bratowski 0-1-0, 0 TDs, 0 INTs.

#### INTERCEPTIONS

CHIEFS — Mitchell 1-0.

PACKERS — Wood 1-50.

#### FIELD GOALS

CHIEFS — Mercer 40WR (31).

## 1968 AFL DIVISIONAL PLAYOFF GAME



Raiders 41, Chiefs 6

December 22, 1968

Oakland-Alameda County Coliseum (54,444)



KANSAS CITY..... 0 6 0 0 — 6  
 OAKLAND ..... 21 7 0 13 — 41

RAIDERS — Biletnikoff, 24-yard pass from  
 Lamonica (Blanda kick).

RAIDERS — Wells, 23-yard pass from Lamonica  
 (Blanda kick).

RAIDERS — Biletnikoff, 44-yard pass from  
 Lamonica (Blanda kick).

CHIEFS — Stenerud, 10-yard field goal.

CHIEFS — Stenerud, 8-yard field goal.

RAIDERS — Biletnikoff, 54-yard pass from  
 Lamonica (Blanda kick).

RAIDERS — Wells, 35-yard pass from Lamonica  
 (Blanda kick).

RAIDERS — Blanda, 41-yard field goal.

RAIDERS — Blanda, 40-yard field goal.

Team Statistics	Raiders	Chiefs
First Downs	22	13
Total Net Yards	454	312
Rushes/Net Yards	30/118	24/70
Net Passing	336	242
Pass Attempts/Completions	39/19	36/17
Had Intercepted	0	4
Sacked/Yards Lost	1/11	1/11
Punts/Average	5/45.4	6/50.3
Penalties/Yards	1/5	4/49
Fumbles/Lost	1/0	2/0

#### RUSHING

CHIEFS — Holmes 13-46; Garrett 6-5;

Hayes 3-10; Dawson 2-9.

RAIDERS — Dixon 10-13; Smith 13-74;

Hagberg 4-12; Banaszak 3-19.

#### RECEIVING

CHIEFS — Pitts 5-56; Taylor 4-117;

Garrett 4-31;

Richardson 3-57;

Holmes 1-(-8).

RAIDERS — Biletnikoff 7-180, 3 TDs;

Wells 4-93, 1 TD; Smith 5-25;

Cannon 2-15; Dixon 1-7.

#### PASSING

CHIEFS — Dawson 17-36-253, 0 TDs 4 INTs.

RAIDERS — Lamonica 19-39-345, 5 TDs, 0 INTs.

#### INTERCEPTIONS

CHIEFS — None.

RAIDERS — Hopkins 1-7; Wilson 1-14;

Conners 1-5; Brown 1-0.

#### FIELD GOALS

CHIEFS — Stenerud (10) (8) 39S.

RAIDERS — Blanda (41) (40).

## 1969 AFL DIVISIONAL PLAYOFF GAME



**Chiefs 13, Jets 6**  
**December 20, 1969**  
**Shea Stadium (62,977)**



<b>KANSAS CITY</b> .....	<b>0</b>	<b>3</b>	<b>3</b>	<b>7</b>	<b>—</b>	<b>13</b>
<b>NEW YORK</b> .....	<b>3</b>	<b>0</b>	<b>0</b>	<b>3</b>	<b>—</b>	<b>6</b>

**JETS** — J. Turner, 28-yard field goal.  
**CHIEFS** — Stenerud, 23-yard field goal.  
**CHIEFS** — Stenerud, 25-yard field goal.  
**JETS** — J. Turner, 7-yard field goal.  
**CHIEFS** — Richardson, 19-yard pass from Dawson (Stenerud kick).

Team Statistics	Jets	Chiefs
First Downs .....	19	14
Total Net Yards .....	235	276
Rushes/Net Yards .....	22/87	30/99
Net Passing .....	148	177
Pass Attempts/Completions .....	40/14	27/12
Had Intercepted .....	3	0
Sacked/Yards Lost .....	2/16	2/24
Punts/Average .....	5/37.2	6/33.5
Penalties/Yards .....	3/15	5/63
Fumbles/Lost .....	1/1	0/0

### RUSHING

**CHIEFS** — Garrett 18-67; Hayes 10-32; McVea 1-0; Holmes 1-0.  
**JETS** — Snell 12-61; Boozer 3-14; Mathis 6-11; Namath 1-1.

### RECEIVING

**CHIEFS** — Holmes 1-29; Taylor 2-74; Hayes 5-46; Pitts 1-(-6); Arbanas 2-39; Richardson 1-19, 1 TD.  
**JETS** — Lammons 3-37; Sauer 5-61; Boozer 1-10; B. Turner 2-25; Snell 1-9; Mathis 1-4; Maynard 1-18.

### PASSING

**CHIEFS** — Dawson 12-27-201, 1 TD, 0 INTs.  
**JETS** — Namath 14-40-164, 0 TDs, 3 INTs.

### INTERCEPTIONS

**CHIEFS** — Marsalis 2-42; Thomas 1-0.  
**JETS** — None.

### FIELD GOALS

**CHIEFS** — Stenerud 47S (23) 44WR 47WL (25).  
**JETS** — Turner (28) (7).

## 1969 AFL CHAMPIONSHIP GAME



**Chiefs 17, Raiders 7**  
**January 4, 1970**  
**Oakland-Alameda County Coliseum (54,544)**



On the day the American Football League played the final game of its 10-year history, the Kansas City Chiefs became the only three-time AFL champion. The Chiefs, through a curious playoff system, played their Western Division rivals, the Oakland Raiders, for the league's last title. Oakland, which had won the AFL West and held a pair of regular season wins over the Chiefs, went down to a 17-7 defeat.

The contest, unlike other Raiders-Chiefs matchups, was marked by turnovers. The two clubs managed one first-half touchdown apiece, Oakland's on a three-yard run by Charlie Smith, Kansas City responding with a one-yard plunge by Wendell Hayes after Len Dawson had hit on passes of 14 yards to Otis Taylor and 41 yards to Frank Pitts.

In the third quarter, George Blanda twice missed field goal attempts that would have moved Oakland in front. Midway through the period, Kansas City mounted a drive from its own two-yard line, the field position a result of a fumble which luckily was recovered before it bounded into the end zone. Dawson and Taylor pulled Kansas City out of the hole with a 35-yard pass and run play. Robert Holmes

added 23 more on a flare pass in the left flat and then scored the go-ahead touchdown five plays later.

At this point the game became a defensive struggle. Led by defensive charges from the entire front four of Aaron Brown, Buck Buchanan, Curley Culp and Jerry Mays, the Chiefs continually harassed Raiders quarterback Daryle Lamonica. But the turnovers which would plague both teams were only beginning.

In the fourth quarter, turnovers gave Oakland the football three times in Kansas City territory. Three times the Chiefs responded with interceptions, one each by Jim Marsalis, Jim Kearney and Ermitt Thomas. Thomas' steal was his second of the day and covered 62 yards to the Oakland 18-yard line. Jan Stenerud's field goal provided a 17-7 lead and a return to the Super Bowl.

<b>KANSAS CITY</b> .....	<b>0</b>	<b>7</b>	<b>7</b>	<b>3</b>	<b>—</b>	<b>17</b>
<b>Oakland</b> .....	<b>7</b>	<b>0</b>	<b>0</b>	<b>0</b>	<b>—</b>	<b>7</b>

**RAIDERS** — Smith, 3-yard run (Blanda kick).  
**CHIEFS** — Hayes, 1-yard run (Stenerud kick).  
**CHIEFS** — Holmes, 5-yard run (Stenerud kick).  
**CHIEFS** — Stenerud, 22-yard field goal.

Team Statistics	Raiders	Chiefs
First Downs	18	13
Total Net Yards	233	207
Rushes/Net Yards	28/79	39/86
Net Passing	154	121
Pass Attempts/Completions	45/17	17/7
Had Intercepted	4	0
Sacked/Yards Lost	4/37	1/8
Punts/Average	6/48.5	8/42.8
Penalties/Yards	5/45	5/43
Fumbles/Lost	1/0	5/4

#### RUSHING

**CHIEFS** – Holmes 18-14, 1 TD; Garrett 7-19; Hayes 8-35; McVea 3-13; Dawson 3-5.

**RAIDERS** – Dixon 12-36; Smith 12-31, 1 TD; Banaszak 2-8; Todd 2-4.

#### RECEIVING

**CHIEFS** – Taylor 3-62; Holmes 2-16; Pitts 1-41; Arbanas 1-10.

**RAIDERS** – Smith 8-86; Sherman 3-45; Cannon 2-22; Wells 1-24; Banaszak 2-13; Dixon 1-1.

#### PASSING

**CHIEFS** – Dawson 7-17-129, 0 TDs, 0 INTs.  
**RAIDERS** – Lamonica 15-39-167, 0 TDs, 3 INTs; Blanda 2-6-24, 0 TDs, 1 INT.

#### INTERCEPTIONS

**CHIEFS** – Thomas 2-69; Marsalis 1-23; Kearney 1-17.

**RAIDERS** – None.

#### SACKS

**CHIEFS** – Brown 3; Culp 1.  
**RAIDERS** – Davidson 1.

#### FIELD GOALS

**CHIEFS** – Stenerud 52S (22).  
**RAIDERS** – Blanda 52S 39WR 40WR.

## SUPER BOWL IV

**Chiefs 23, Vikings 7**  
**January 11, 1970**  
**Tulane Stadium (80,562)**



Kansas City's finest sports hour concluded at 5:20 in the afternoon of Sunday, January 11, 1970, when the Chiefs defeated the Minnesota Vikings, 23-7, for the world championship of pro football.

The Chiefs, who finished 11-3 on the season and defeated the New York Jets and Oakland Raiders in the playoffs, closed out their first decade as the outstanding team in the American Football League, which, with Super Bowl IV, came to an end. Beginning in 1970, the two leagues merged, with the AFL becoming the American Football Conference of the NFL.

Minnesota, a prohibitive favorite, was 12-2 during the regular season and at one point had won 12 games in succession.

The Chiefs took an early lead when Jan Stenerud kicked a 48-yard first quarter field goal. Stenerud's kick remains in Super Bowl annals as the second-longest field goal in the game's history. He then followed with field goals of 32 and 25 yards for a 9-0 lead.

Kansas City received the first break in the game when the Vikings Charlie West fumbled a kickoff and Remi Prudhomme recovered at the Minnesota 19-yard line. After an eight-yard loss, Len Dawson handed off to Wendell Hayes, who rambled for 13 yards up the middle on a draw play. A 10-yard pass to Otis Taylor gave the Chiefs a first down at the four. Three plays later, Mike Garrett burst off-tackle for the touchdown. The Chiefs held a 16-0 halftime lead, stunning the Vikings and a nationwide television audience.

Minnesota mounted a mild third-quarter

comeback when Dave Osborn scored from four yards out to cut the margin to 16-7. But any hopes the Vikings had of getting closer were dashed by Otis Taylor, who lived up to his big-play reputation repeatedly through that season.

Dawson hit Taylor on a short hitch pattern, but when Earsell Mackbee missed the initial tackle, Taylor was loose down the right sideline, high-stepping his way to a 46-yard touchdown. After three quarters, the Chiefs again held a 16-point lead.

As was so often the case in 1969, the defense came to the fore. Minnesota had the ball three times in the final period and, as in the Oakland game the previous week, the Chiefs snuffed out all three chances with interceptions. Middle linebacker Willie Lanier picked off a Joe Kapp pass to halt a rally at the Chiefs 34-yard line. Later on, Johnny Robinson, playing with what turned out to be three broken ribs, grabbed another errant Kapp throw. In the game's closing minutes, Emmitt Thomas intercepted his fourth pass of the playoffs. The Chiefs then ran out the clock to capture the AFL's second consecutive Super Bowl triumph.

MINNESOTA	0	0	7	0	—	7
KANSAS CITY	3	13	7	0	—	23

**CHIEFS** – Stenerud, 48-yard field goal.  
**CHIEFS** – Stenerud, 32-yard field goal.  
**CHIEFS** – Stenerud, 25-yard field goal.  
**CHIEFS** – Garrett, 5-yard run (Stenerud kick).  
**VIKINGS** – Osborn, 4-yard run (Cox kick).  
**CHIEFS** – Taylor, 46-yard pass from Dawson (Stenerud kick).

Team Statistics	Vikings	Chiefs
First Downs	13	18
Total Net Yards	239	273
Rushes/Net Yards	19/67	41/151
Net Passing	172	122
Pass Attempts/Completions	28/17	17/12
Had Intercepted	3	1
Sacked/Yards Lost	3/27	3/20
Punts/Average	3/37.0	4/48.5
Penalties/Yards	6/67	4/47
Fumbles/Lost	3/20	0/0

#### RUSHING

**CHIEFS** – Garrett 11-39, 1 TD; Holmes 5-7; Pitts 3-37; Dawson 3-11; Hayes 8-31; McVea 12-26.

**VIKINGS** – Osborn 7-15, 1 TD; Brown 6-26; Kapp 2-9; Reed 4-17.

#### RECEIVING

**CHIEFS** – Garrett 2-25; Pitts 3-33; Taylor 6-81, 1 TD; Hayes 1-13.

**VIKINGS** – Osborn 2-11; Beasler 2-41; Brown 3-11; Henderson 7-111; Reed 2-16; Washington 1-9.

#### PASSING

**CHIEFS** – Dawson 12-17-142, 1 TD, 1 INT; Livingston 0-0-0.

**VIKINGS** – Kapp 16-25-183, 0 TDs, 2 INTs; Cuozzo 1-3-16, 0 TD, 1 INT.

#### INTERCEPTIONS

**CHIEFS** – Lanier 1-9; Robinson 1-9; Thomas 1-6.

**VIKINGS** – Krause 1-0.

#### SACKS

**CHIEFS** – Mays 1; Buchanan 1; Brown 1.

**VIKINGS** – Winston 1; Marshall 1; Eller 1.

#### FIELD GOALS

**CHIEFS** – Stenerud (48) (32) (25).

**VIKINGS** – Cox 56S.

## 1969 KANSAS CITY CHIEFS WORLD CHAMPIONS



**Front Row:** Noland Smith, Jan Stenerud, Warren McVea, Mike Livingston, Tom Flores, Ed Podolak, Jacky Lee, Len Dawson, John Huarte, Emmitt Thomas.

**Second Row:** Goldie Sellers, Mike Garrett, Willie Mitchell, Bert Coan, Ceaser Belser, Frank Pitts, Head Coach Hank Stram, Paul Lowe, Gioster Richardson, Curtis McClinton, Richard Armstrong, Wendell Hayes, Jim Marsalis.

**Third Row:** Dr. Albert Miller, Johnny Robinson, Jerrel Wilson, Robert Holmes, Jim Kearney, Jim Lynch, E.J. Holub, Jack Rudnay, George Daney, Curley Culp, Willie Lanier, Bobby Yarborough - Equipment Manager.

**Fourth Row:** John Beake - Assistant Coach, Tommy O'Boyle - Assistant Coach, Remi Prudhomme, Bob Stein, Jerry McClurg, Ed Budde, Dave Hill, Gene Trosch, Jerry Mays, Mo Moorman, Jim Tyrer, Bobby Bell, Lloyd Wells - Scout, Wayne Rudy - Trainer.

**Fifth Row:** Tom Pratt - Assistant Coach, Bill Walsh - Assistant Coach, Jack Steadman - General Manager, Reg Carolan, Mickey McCarty, Ed Lothamer, Fred Arbanas, Chuck Hurston, Buck Buchanan, Aaron Brown, Morris Stroud, Otis Taylor, Pete Brewster - Assistant Coach, Tom Bettis - Assistant Coach, Bob Wachter - Ticket/Stadium Manager.

## 1971 AFC DIVISIONAL PLAYOFF GAME



**Dolphins 27, Chiefs 24 (2 OT)**  
**December 25, 1971**  
**Municipal Stadium (50,374)**



MIAMI ..... 0 10 7 7 0 3 — 27  
 KANSAS CITY.... 10 0 7 7 0 0 — 24

- CHIEFS** — Stenerud, 24-yard field goal.  
**CHIEFS** — Podolak 7-yard pass from Dawson (Stenerud kick).  
**DOLPHINS** — Csonka, 1-yard run (Yepreman kick).  
**DOLPHINS** — Yepreman, 14-yard field goal.  
**CHIEFS** — Otis, 1-yard run (Stenerud kick).  
**DOLPHINS** — Klick, 1-yard run (Yepreman kick).  
**CHIEFS** — Podolak 3-yard run (Stenerud kick).  
**DOLPHINS** — Fleming, 5-yard pass from Griese (Yepreman kick).  
**DOLPHINS** — Yepreman, 37-yard field goal.

Team Statistics	Dolphins	Chiefs
First Downs .....	22	23
Total Net Yards .....	407	451
Rushes/Net Yards .....	43/144	44/213
Net Passing .....	263	238
Pass Attempts/Completions .....	35/20	26/18
Had Intercepted .....	2	2
Sacked/Yards Lost .....	0/0	1/8
Punts/Average .....	6/40.0	2/51.0
Penalties/Yards .....	5/26	6/44
Fumbles/Lost .....	1/0	3/2

**RUSHING**  
**CHIEFS** — Hayes 22-100; Podolak 17-85, 1 TD; Wright 2-15; Otis 3-13, 1 TD.  
**DOLPHINS** — Klick 15-56, 1 TD  
 Csonka 24-86, 1 TD; Griese 2-9; Warfield 2-(-7).

**RECEIVING**  
**CHIEFS** — Podolak 8-110, 1 TD; Hayes 3-6; Wright 3-104; Taylor 3-12; Frazier 1-14.  
**DOLPHINS** — Warfield 7-140; Fleming 4-37, 1 TD; Klack 3-24; Twilley 5-58; Mandich 1-4.

**PASSING**  
**CHIEFS** — Dawson 18-26-246, 1 TD, 2 INTs; Podolak 0-0-0, 0 TDs, 0 INTs.  
**DOLPHINS** — Griese 20-35-263, 1 TD, 2 INTs.

**INTERCEPTIONS**  
**CHIEFS** — Lanier 1-17; Lynch 1-0.  
**DOLPHINS** — Johnson 1-0; Scott 1-13.

**SACKS**  
**CHIEFS** — None.  
**DOLPHINS** — Fernandez 0.5; Riley 0.5.

**FIELD GOALS**  
**CHIEFS** — Stenerud (24) 29WR 31WR 42B.  
**DOLPHINS** — Yepreman (14) 52WL.

## 1986 AFC WILD CARD PLAYOFF GAME



**Jets 35, Chiefs 15**  
**December 28, 1986**  
**Giants Stadium (69,307)**



KANSAS CITY..... 6 0 0 9 — 15  
 NEW YORK ..... 7 14 7 7 — 35

- CHIEFS** — J. Smith, 1-yard run (kick failed) (9-67).  
**JETS** — McNeil, 1-yard run (Leahy kick) (13-75).  
**JETS** — McNeil, 1-yard pass from Ryan (Leahy kick) (12-47).  
**JETS** — Toon, 11-yard pass from Ryan (Leahy kick) (8-62).  
**JETS** — McArthur, 21-yard interception return (Leahy kick).  
**CHIEFS** — Lewis, blocked punt recovery in end zone (Lowery kick).  
**JETS** — Griggs, 6-yard pass from Ryan (Leahy kick) (7-61).  
**CHIEFS** — Safety, Jennings runs out of end zone.

Team Statistics	Jets	Chiefs
First Downs .....	19	15
Total Net Yards .....	306	241
Rushes/Net Yards .....	36/165	20/67
Net Passing .....	141	174
Pass Attempts/Completions .....	23/16	37/20
Had Intercepted .....	0	2
Sacked/Yards Lost .....	2/12	2/3
Punts/Average .....	4/29.0	3/41.3
Penalties/Yards .....	8/54	1/5
Fumbles/Lost .....	1/0	2/1

**RUSHING**  
**CHIEFS** — Blackledge 4-33; Green 8-15; J. Smith 4-12, 1 TD; Moriarty 2-7; S. Paige 1-(-1); Heard 1-1.  
**JETS** — McNeil 31-135, 1 TD; T. Paige 2-3; Ryan 2-30; Jennings 1-(-3).

**RECEIVING**  
**CHIEFS** — Marshall 6-72; Green 5-7; Moriarty 1-16; Coffman 3-12; Carson 2-43; Smith 2-12; Heard 1-15.  
**JETS** — Toon 4-48, 1 TD; Shuler 4-28; McNeil 3-16, 1 TD; Walker 2-45; Sohn 1-11; Griggs 1-6, 1 TD; Alexander 1-(-1).

**PASSING**  
**CHIEFS** — Blackledge 12-21-80, 0 TDs, 2 INTs; Kenney 8-16-97, 0 TDs, 0 INTs.  
**JETS** — Ryan 16-23-153, 3 TDs, 0 INTs.

**INTERCEPTIONS**  
**CHIEFS** — None.  
**JETS** — McArthur 1-21; Carter 1-12.

**SACKS**  
**CHIEFS** — Hackett 1.0; Maas 1.0.  
**JETS** — Lyons 1.0; Gastineau 1.0.

**FIELD GOALS**  
**CHIEFS** — None.  
**JETS** — None.

## 1990 AFC FIRST ROUND PLAYOFF GAME



### Dolphins 17, Chiefs 16 January 5, 1991 Joe Robbie Stadium (67,276)



**KANSAS CITY** . . . . . 3 7 6 0 — 16  
**MIAMI** . . . . . 0 3 0 14 — 17

**CHIEFS** — Lowery, 27-yard field goal (9-28).  
**DOLPHINS** — Stoyanovich, 58-yard field goal (9-40).

**CHIEFS** — S. Paige, 26-yard pass from DeBerg (Lowery kick) (4-61).

**CHIEFS** — Lowery, 25-yard field goal (11-63).

**CHIEFS** — Lowery, 38-yard field goal (4-8).

**DOLPHINS** — T. Paige, 1-yard pass from Marino (Stoyanovich kick) (10-66).

**DOLPHINS** — Clayton, 12-yard pass from Marino (Stoyanovich kick) (11-85).

Team Statistics	Dolphins	Chiefs
First Downs . . . . .	23	15
Total Net Yards . . . . .	311	367
Rushes/Net Yards . . . . .	32/98	24/103
Net Passing . . . . .	213	264
Pass Attempts/Completions . . . . .	30/19	30/17
Had Intercepted . . . . .	0	1
Sacked/Yards Lost . . . . .	2/8	1/5
Punts/Average . . . . .	3/39.7	4/35.0
Penalties/Yards . . . . .	2/22	4/35
Fumbles/Lost . . . . .	2/2	0/0

#### RUSHING

**CHIEFS** — Word 9-13; Okoye 13-83; McNair 2-7.

**DOLPHINS** — S. Smith 20-82; Logan 7-17; T. Paige 1-2; Marino 4-(-3).

#### RECEIVING

**CHIEFS** — S. Paige 8-142, 1 TD; R. Thomas 1-15; Roberts 2-26; Harry 2-59; McNair 3-22; Hayes 1-5.

**DOLPHINS** — T. Paige 5-30, 1 TD; Clayton 5-66, 1 TD; Duper 3-36; Edmunds 2-49; S. Martin 1-7; Jensen 1-11; S. Smith 2-22.

#### PASSING

**CHIEFS** — DeBerg 17-30-269 1 TD, 1 INT.  
**DOLPHINS** — Marino 19-30-221, 2 TDs, 0 INTs.

#### INTERCEPTIONS

**CHIEFS** — None.  
**DOLPHINS** — Williams 1.0.

#### SACKS

**CHIEFS** — N. Smith 1.5; Cooper 0.5.  
**DOLPHINS** — Griggs 1.0.

#### FIELD GOALS

**CHIEFS** — Lowery (27) (25) (38) 52S.  
**DOLPHINS** — Stoyanovich (58) 57S.

## 1991 AFC FIRST ROUND PLAYOFF GAME



### Chiefs 10, Raiders 6 December 28, 1991 Arrowhead Stadium (75,827)



**LOS ANGELES** . . . . . 0 3 3 0 — 6  
**KANSAS CITY** . . . . . 0 7 0 3 — 10

**CHIEFS** — F. Jones, 11-yard pass from DeBerg (Lowery kick) (1-11).

**RAIDERS** — Jaeger, 32-yard field goal (10-65).

**RAIDERS** — Jaeger, 26-yard field goal (11-62).

**CHIEFS** — Lowery, 18-yard field goal (13-61).

Team Statistics	Raiders	Chiefs
First Downs . . . . .	16	16
Total Net Yards . . . . .	276	204
Rushes/Net Yards . . . . .	30/152	39/131
Net Passing . . . . .	124	73
Pass Attempts/Completions . . . . .	23/12	14/9
Had Intercepted . . . . .	4	1
Sacked/Yards Lost . . . . .	2/16	2/16
Punts/Average . . . . .	1/20.0	2/46.0
Penalties/Yards . . . . .	9/75	3/20
Fumbles/Lost . . . . .	2/2	2/1
Possession Time . . . . .	29:28	30:32

#### RUSHING

**CHIEFS** — Word 33-130; Williams 2-4; Okoye 1-2; DeBerg 3-(-5).

**RAIDERS** — S. Smith 3-6; Allen 7-39; N. Bell 20-107.

#### RECEIVING

**CHIEFS** — R. Thomas 3-18; B. Jones 2-25; Word 1-8; Birden 1-18; F. Jones 2-20, 1 TD.

**RAIDERS** — Gault 1-11; Brown 4-45; Horton 3-59; Allen 1-4; Fernandez 2-12; S. Smith 1-9.

#### PASSING

**CHIEFS** — DeBerg 9-14-89, 1 TD, 1 INT.  
**RAIDERS** — Marinovich 12-23-140, 0 TDs, 4 INTs.

#### INTERCEPTIONS

**CHIEFS** — Cherry 2-46; Everett 1-23; Marts 1-7.  
**RAIDERS** — Lott 1-35.

#### SACKS

**CHIEFS** — Martin 1.0; D. Thomas 1.0.  
**RAIDERS** — Davis 2.0.

#### FIELD GOALS

**CHIEFS** — Lowery 33WL 47S (18).  
**RAIDERS** — Jaeger (32) (26).

## 1991 AFC DIVISIONAL PLAYOFF GAME



**Bills 37, Chiefs 14**  
**January 5, 1992**  
**Rich Stadium (80,182)**



**KANSAS CITY** ..... 0 0 7 7 — 14  
**BUFFALO** ..... 7 10 7 13 — 37

**BILLS** — Reed, 25-yard pass from Kelly (Norwood kick) (8-80).  
**BILLS** — Reed, 53-yard pass from Kelly (Norwood kick) (4-69).  
**BILLS** — Norwood, 33-yard field goal (9-39).  
**BILLS** — Lofton, 10-yard pass from Kelly (Norwood kick) (3-36).  
**CHIEFS** — Word, 3-yard run (Lowery kick) (4-43).  
**BILLS** — Norwood, 20-yard field goal (14-68).  
**BILLS** — Norwood, 47-yard field goal (4-2).  
**BILLS** — Davis, 5-yard run (Norwood kick) (6-33).  
**CHIEFS** — F. Jones, 20-yard pass from Vlasic (Lowery kick) (8-75).

Team Statistics	Bills	Chiefs
First Downs .....	29	14
Total Net Yards .....	448	213
Rushes/Net Yards .....	46/180	24/77
Net Passing .....	268	136
Pass Attempts/Completions .....	35/23	29/14
Had Intercepted .....	3	4
Sacked/Yards Lost .....	1/5	1/10
Punts/Average .....	3/33.3	7/40.3
Penalties/Yards .....	6/40	10/59
Fumbles/Lost .....	0/0	0/0
Possession Time .....	34:09	25:51

### RUSHING

**CHIEFS** — Word 15-50, 1 TD; Williams 8-24; McNair 1-3.

**BILLS** — T. Thomas 22-100; Kelly 1-2; Davis 19-75, 1 TD; Reed 1-6; Reich 3(-3).

### RECEIVING

**CHIEFS** — McNair 5-52; R. Thomas 1-1; B. Jones 1-2; F. Jones 3-31, 1 TD; Birden 2-19; Barnett 1-20; Hayes 1-21.

**BILLS** — McKeller 5-34; Reed 4-100, 2 TDs; Lofton 3-34, 1 TD; Beebe 6-77; Edwards 1-7; T. Thomas 4-21.

### PASSING

**CHIEFS** — DeBerg 5-9-22, 0 TDs, 0 INTs; Vlasic 9-20-124, 1 TD, 4 INTs.

**BILLS** — Kelly 23-35-273, 3 TDs, 3 INTs; Reich 0-0-0.

### INTERCEPTIONS

**CHIEFS** — Everett 1-15; Cherry 1-1; Marts 1-12.

**BILLS** — Jackson 2-6; L. Smith 1-0; Hicks 1-0.

### SACKS

**CHIEFS** — D. Thomas 1.0.

**BILLS** — L. Smith 1.0.

### FIELD GOALS

**CHIEFS** — None.

**BILLS** — Norwood (33) (20) (47).

## 1992 AFC FIRST ROUND PLAYOFF GAME



**Chargers 17, Chiefs 0**  
**January 2, 1993**  
**Jack Murphy Stadium (58,278)**



**KANSAS CITY** ..... 0 0 0 0 — 0  
**SAN DIEGO** ..... 0 0 10 7 — 17

**CHARGERS** — Butts, 54-yard run (Carney kick) (4-74, 1:57).

**CHARGERS** — Carney, 34-yard field goal (4-9, 2:03).

**CHARGERS** — Hendrickson, 5-yard run (Carney kick) (11-91, 5:32).

Team Statistics	Chargers	Chiefs
First Downs .....	18	17
Total Net Yards .....	342	251
Rushes/Net Yards .....	35/192	19/61
Net Passing .....	150	190
Pass Attempts/Completions .....	23/14	34/16
Had Intercepted .....	0	2
Sacked/Yards Lost .....	5/49	7/43
Punts/Average .....	6/44.2	8/45.0
Penalties/Yards .....	5/44	7/62
Fumbles/Lost .....	2/1	2/1
Possession Time .....	29:46	30:14

### RUSHING

**CHIEFS** — Williams 12-35; McNair 3-18; Krieg 2-4; Word 2-4.

**CHARGERS** — Bernstine 1-3; Butts 15-119, 1 TD; Humphries 1-0; Bieniemy 13-38; Harmon 4-27; Hendrickson 1-5, 1 TD.

### RECEIVING

**CHIEFS** — Birden 4-78; McNair 4-35; Davis 3-30; Williams 1-11; Cash 1-5; Hargain 2-46; M. Smith 1-28.

**CHARGERS** — N. Lewis 1-39; Walker 3-60; Brennan 1-8; Bieniemy 1(-4); Butts 2-17; Miller 2-58; Harmon 4-21.

### PASSING

**CHIEFS** — Krieg 16-34-233, 0 TD, 2 INTs.

**CHARGERS** — Humphries 14-23-199, 0 TDs, 0 INTs.

### INTERCEPTIONS

**CHIEFS** — None.

**CHARGERS** — Carrington 1-40; O'Neal 1-3.

### SACKS

**CHIEFS** — Thomas 1.5; A. Lewis 1.0; Bayless 1.0; N. Smith 1.0; Griffin 0.5.

**CHARGERS** — Grossman 2.5; O'Neal 2.0; Lee 2.0; Winter 0.5.

### FIELD GOALS

**CHIEFS** — None.

**CHARGERS** — None.

## 1993 AFC FIRST ROUND PLAYOFF GAME



**Chiefs 27, Steelers 24 (OT)**  
**January 8, 1994**  
**Arrowhead Stadium (74,515)**



**PITTSBURGH** . . . . . 7 10 0 7 0 — 24  
**KANSAS CITY** . . . . . 7 0 3 14 3 — 27

- STEELERS** — Cooper, 10 yard pass from O'Donnell (Anderson kick) (9-66, 5:00).
- CHIEFS** — Birden, 23-yard pass from Krieg (Lowery kick) (7-75, 2:21).
- STEELERS** — Mills, 26-yard pass from O'Donnell (Anderson kick) (6-51, 0:37).
- CHIEFS** — Lowery, 23-yard field goal (11-49, 5:11).
- CHIEFS** — Allen, 2-yard run (Lowery kick) (9-80, 5:18).
- STEELERS** — Green, 22-yard pass from O'Donnell (Anderson kick) (9-74, 4:47).
- CHIEFS** — Barnett, 7-yard pass from Montana (Lowery kick) (4-9, 0:46).
- CHIEFS** — Lowery, 32-yard field goal (11-66, 5:59).

Team Statistics	Steelers	Chiefs
First Downs . . . . .	21	28
Total Net Yards . . . . .	369	401
Rushes/Net Yards . . . . .	35/97	33/125
Net Passing . . . . .	272	276
Pass Attempts/Completions . . . . .	42/23	44/29
Had Intercepted . . . . .	0	0
Sacked/Yards Lost . . . . .	3/14	4/23
Punts/Average . . . . .	7/38.3	6/44.8
Penalties/Yards . . . . .	5/40	5/25
Fumbles/Lost . . . . .	1/0	0/0
Possession Time . . . . .	34:58	36:05

### RUSHING

- CHIEFS** — Allen 21-67, 1 TD; Anders 5-27; Montana 4-13; McNair 2-9, Jones 1-9.
- STEELERS** — L. Thompson 25-60; Hoge 6-27; Stone 3-11; O'Donnell 1-(-1).

### RECEIVING

- CHIEFS** — Cash 7-56; Birden 6-72, 1 TD; Allen 4-29; Anders 3-30; Barnett 3-30, 1 TD; Davis 2-47; Hayes 2-11; Hughes 1-15; McNair 1-9.
- STEELERS** — Graham 7-96; Mills 4-60, 1 TD; Hoge 3-43; Stone 3-36; L. Thompson 3-4; Green 2-37, 1 TD; Cooper 1-10, 1 TD.

### PASSING

- CHIEFS** — Montana 28-43-276, 1 TD, 0 INTs; Krieg 1-1-23, 1 TD, 0 INTs.
- STEELERS** — O'Donnell 23-42-286, 3 TDs, 0 INTs.

### INTERCEPTIONS

- CHIEFS** — None.
- STEELERS** — None.

### SACKS

- CHIEFS** — N. Smith 2.0; Bayless 1.0.
- STEELERS** — G. Williams 3.0; Lloyd 1.0.

### FIELD GOALS

- CHIEFS** — Lowery (23) 43WR (32).
- STEELERS** — Anderson (30).

## 1993 AFC DIVISIONAL PLAYOFF GAME



**Chiefs 28, Oilers 20**  
**January 16, 1994**  
**Astrodome Stadium (64,011)**



**KANSAS CITY** . . . . . 0 0 7 21 — 28  
**HOUSTON** . . . . . 10 0 0 10 — 20

- OILERS** — Del Greco, 49-yard field goal (4-8, 1:13).
- OILERS** — Brown, 2-yard run (Del Greco kick) (11-80, 6:30).
- CHIEFS** — Cash, 7-yard pass from Montana (Lowery kick) (7-71, 3:30).
- OILERS** — Del Greco, 43-yard field goal (4-1, 1:59).
- CHIEFS** — Birden, 11-yard pass from Montana (Lowery kick) (2-71, 0:59).
- CHIEFS** — Davis, 18-yard pass from Montana (Lowery kick) (3-12, 0:42).
- OILERS** — Givins, 7-yard pass from Moon (Del Greco kick) (9-80, 4:09).
- CHIEFS** — Allen, 21-yard run (Lowery kick) (6-79, 1:40).

Team Statistics	Oilers	Chiefs
First Downs . . . . .	19	18
Total Net Yards . . . . .	277	354
Rushes/Net Yards . . . . .	14/39	18/71
Net Passing . . . . .	238	283
Pass Attempts/Completions . . . . .	43/32	38/22
Had Intercepted . . . . .	1	2
Sacked/Yards Lost . . . . .	9/68	2/16
Punts/Average . . . . .	5/48.6	5/45.0
Penalties/Yards . . . . .	3/63	7/51
Fumbles/Lost . . . . .	7/2	0/0
Possession Time . . . . .	35:42	24:18

### RUSHING

- CHIEFS** — Allen 14-74, 1 TD; Krieg 2-(-2); Anders 1-0; Montana 1-(-1).
- OILERS** — Moon 3-22; Brown 11-17.

**RECEIVING**

**CHIEFS** – Birden 6-60, 1 TD; Davis 5-96, 1 TD; Cash 4-80, 1 TD; Barnett 2-24; McNair 2-9; Allen 1-12; Hayes 1-9; F. Jones 1-9.

**OILERS** – Jeffries 9-88; Givins 7-63, 1 TD; Wellman 6-80; Duncan 6-49; Brown 4-26.

**PASSING**

**CHIEFS** – Montana 22-38-299, 3 TDs, 2 INTs; Krieg 0-0-0.

**OILERS** – Moon 32-43-306, 1 TD, 1 INT.

**INTERCEPTIONS**

**CHIEFS** – Mincy 1-12.

**OILERS** – Jackson 1-14; Hoage 1-0.

**SACKS**

**CHIEFS** – Lewis 2.0; D. Thomas 2.0; B. Thompson 2.0; Phillips 2.0; N. Smith 1.0.

**OILERS** – Fuller 1.0; Lathon 1.0.

**FIELD GOALS**

**CHIEFS** – None.

**OILERS** – Del Greco (49) (43).

**1993 AFC CHAMPIONSHIP GAME**

**Bills 30, Chiefs 13**  
**January 23, 1994**  
**Rich Stadium (76,642)**



The Chiefs knew that they had to stop the run in order to win the game, and the 229 rushing yards the Bills put up was all the explanation needed in a 30-13 AFC Championship Game setback. The Chiefs were playing in their first-ever AFC title game, while the Bills were making it four straight.

Neither team's offense was able to move the ball effectively at the start of the first quarter. Midway through the frame, though, RB Thurman Thomas would start to get on track. His easy 12-yard TD scamper gave the Bills a 7-0 lead, but a pair of field goals by K Nick Lowery, cut Buffalo's lead to one as the first quarter came to a close. The second quarter was all Buffalo as the club scored on three straight possessions, getting a three-yard TD run from Thomas and two Steve Christie field goals. The Chiefs had a chance to cut into the lead as the half ended, but a pass by QB Joe Montana slipped through the hands of RB Kimble Anders, stationed in the end zone, and into the waiting arms of Buffalo S Henry Jones. The Bills led 20-6 at the half as Thomas had already amassed 129 rushing yards.

The Chiefs got the ball to open the second half, but three plays in, Montana suffered a concussion and was sidelined for the remainder of a very chilly afternoon. With 2:58 left in the third quarter, Kansas City shaved the Bills lead down to seven points with a 14-play, 90-yard drive that culminated in a one-yard plunge by RB Marcus Allen. Buffalo answered with an 18-yard TD run by, who else, Thurman Thomas.

The Chiefs were outgained by just 51 yards (389 to 338), but allowed Thomas to gain 186 of the team's 229 rushing yards. Before exiting, Montana was nine-of-23 for 125 yards and one INT, while QB Dave Krieg was 16-of-29 for 125 yards and one INT. TE Keith Cash was again the team's receiving leader with six catches for 87 yards. DE Neil Smith and S Kevin Ross each contributed 11 tackles.

**KANSAS CITY** ..... 0 0 7 7 — 14  
**BUFFALO** ..... 7 13 0 10 — 30

**BILLS** – T. Thomas, 12-yard run (Christie kick) (6-47, 1:52).

**CHIEFS** – Lowery, 31-yard field goal (10-51, 4:45).

**CHIEFS** – Lowery, 31-yard field goal (5-11, 1:35).

**BILLS** – T. Thomas, 3-yard run (Christie kick) (9-80, 3:37).

**BILLS** – Christie, 23-yard field goal (10-41, 3:31).

**BILLS** – Christie, 25-yard field goal (10-56, 3:55).

**CHIEFS** – Allen, 1-yard run (Lowery kick) (14-90, 7:18).

**BILLS** – Christie, 18-yard field goal (14-79, 6:11).

**BILLS** – T. Thomas, 3-yard run (Christie kick) (8-52, 4:41).

Team Statistics	Bills	Chiefs
First Downs	30	22
Total Net Yards	389	338
Rushes/Net Yards	46/229	21/52
Net Passing	160	286
Pass Attempts/Completions	27/17	52/25
Had Intercepted	0	2
Sacked/Yards Lost	0/0	4/37
Punts/Average	4/33.3	6/40.8
Penalties/Yards	2/10	6/29
Fumbles/Lost	1/1	1/0
Possession Time	30:40	29:20

**RUSHING**

**CHIEFS** – Allen 18-50, 1 TD; Anders 2-1; Montana 1-1.

**BILLS** – T. Thomas 33-186, 3 TDs; K. Davis 10-31; Kelly 2-3; Reed 1-8.

**RECEIVING**

**CHIEFS** – Cash 6-87; W. Davis 5-57; Birden 4-60; Allen 2-36; McNair 2-33; Hayes 2-14; E. Thompson 1-12; Hughes 1-11; Anders 1-7; Szott 1-6.

**BILLS** – Reed 4-49; Brooks 4-34; Metzelaars 4-29; T. Thomas 2-22; Beebe 2-19; McKeller 1-7.

**PASSING**

**CHIEFS** – Montana 9-23-125, 1 INT; Krieg 16-29-198, 1 INT.

**BILLS** – Kelly 17-27-160.

**INTERCEPTIONS**

**CHIEFS** – None.

**BILLS** – H. Jones 1-15; J. Williams 1-0.

**SACKS**

**CHIEFS** – None.

**BILLS** – Talley 1.0; B. Smith 1.0; Hansen 1.0; Wright 1.0.

**FIELD GOALS**

**CHIEFS** – Lowery (31) (31).

**BILLS** – Christie (23) (25) (18).

## 1994 AFC FIRST ROUND PLAYOFF GAME



**Dolphins 27, Chiefs 17**  
**December 31, 1994**  
**Joe Robbie Stadium (67,487)**



**KANSAS CITY** ..... 14 3 0 0 — 17  
**MIAMI** ..... 7 10 10 0 — 27

- CHIEFS** — D. Walker, 1-yard pass from Montana (Elliott kick) (11-80, 6:28).  
**DOLPHINS** — Parmalee, 1-yard run (Stoyanovich kick) (10-72, 6:12).  
**CHIEFS** — Anders, 57-yard pass from Montana (Elliott kick) (4-83, 1:40).  
**DOLPHINS** — Stoyanovich, 40-yard field goal (7-35, 3:25).  
**CHIEFS** — Elliott, 21-yard field goal (12-69, 6:03).  
**DOLPHINS** — R. Williams, 1-yard pass from Marino (Stoyanovich kick) (13-80, 5:50).  
**DOLPHINS** — Fryar, 7-yard pass from Marino (Stoyanovich kick) (6-64, 3:02).  
**DOLPHINS** — Stoyanovich, 40-yard field goal (10-59, 4:48).

Team Statistics	Dolphins	Chiefs
First Downs .....	22	24
Total Net Yards .....	381	414
Rushes/Net Yards .....	31/132	23/100
Net Passing .....	249	314
Pass Attempts/Completions .....	29/22	37/26
Had Intercepted .....	0	1
Sacked/Yards Lost .....	1/8	0/0
Punts/Average .....	3/43.3	2/40.0
Penalties/Yards .....	6/50	4/15
Fumbles/Lost .....	0/0	3/1

### RUSHING

- CHIEFS** — Allen 14-64; Anders 5-17; Hill 2-14; Montana 2-5.  
**DOLPHINS** — Parmalee 18-57, 1 TD; Spikes 9-49; McDuffie 1-19; Marino 2-4; Craver 1-3.

### RECEIVING

- CHIEFS** — Anders 6-103, 1 TD; Allen 5-49; Birden 4-56; Cash 3-38; D. Walker 3-27, 1 TD; Dawson 3-21; Hill 1-11; Davis 1-9.  
**DOLPHINS** — Fryar 6-71; Craver 4-35; Parmalee 2-34; Jackson 2-29; M. Williams 2-28; McDuffie 2-25; Saxon 2-24; Miller 1-10; R. Williams 1-1.

### PASSING

- CHIEFS** — Montana 26-37-314, 2 TDs, 1 INT.  
**DOLPHINS** — Marino 22-29-257, 2 TDs, 0 INTs.

### INTERCEPTIONS

- CHIEFS** — None.  
**DOLPHINS** — Brown 1-24.

### SACKS

- CHIEFS** — Thomas 1.0.  
**DOLPHINS** — None.

### FIELD GOALS

- CHIEFS** — Elliott (21).  
**DOLPHINS** — Stoyanovich (40) (40).

## 1995 AFC DIVISIONAL PLAYOFF GAME



**Colts 10, Chiefs 7**  
**January 7, 1996**  
**Arrowhead Stadium (77,594)**



**INDIANAPOLIS** ..... 0 7 3 0 — 10  
**KANSAS CITY** ..... 7 0 0 0 — 7

- CHIEFS** — Dawson, 20-yard pass from Bono (Elliott kick) (5-62, 2:28).  
**COLTS** — Turner, 5-yard pass from Harbaugh (Blanchard kick) (18-77, 8:40).  
**COLTS** — Blanchard, 30-yard field goal (9-35, 4:35).

Team Statistics	Colts	Chiefs
First Downs .....	16	15
Total Net Yards .....	249	281
Rushes/Net Yards .....	39/147	28/129
Net Passing .....	102	152
Pass Attempts/Completions .....	27/12	33/16
Had Intercepted .....	1	3
Sacked/Yards Lost .....	2/10	0/0
Punts/Average .....	6/36.5	4/36.8
Penalties/Yards .....	6/38	3/29
Fumbles/Lost .....	4/0	1/1

### RUSHING

- CHIEFS** — Allen 21-94; Gannon 2-19; Anders 5-16.  
**COLTS** — Warren 20-76; Harbaugh 9-48; Crockett 6-12; Humphrey 4-11.

### RECEIVING

- CHIEFS** — Anders 7-44; Dawson 4-70, 1 TD; Allen 2-21; Slaughter 2-10; Walker 1-7.  
**COLTS** — Dawkins 4-37; Bailey 2-37; Warren 2-18; Turner 2-15, 1 TD; Crockett 2-5.

### PASSING

- CHIEFS** — Bono 11-25-122, 0 TDs, 3 INTs; Gannon 5-8-30, 0 TDs, 0 INTs.  
**COLTS** — Harbaugh 12-27-112, 1 TD, 1 INT.

### INTERCEPTIONS

- CHIEFS** — Collins 1-0.  
**COLTS** — Daniel 1-13; Coryatt 1-10; Ambrose 1-2.

### SACKS

- CHIEFS** — Booker 1.0; N. Smith 1.0.  
**COLTS** — None.

### FIELD GOALS

- CHIEFS** — Elliott 35WR 39WL 42WL.  
**COLTS** — Blanchard 47S (30) 49S.

## 1997 AFC DIVISIONAL PLAYOFF GAME



**Broncos 14, Chiefs 10**  
**January 4, 1998**  
**Arrowhead Stadium (76,965)**



**DENVER** ..... 0 7 0 7 — 14  
**KANSAS CITY**..... 0 0 10 0 — 10

**BRONCOS** — T. Davis, 1-yard run  
 (Elam kick) (8-65, 4:51).  
**CHIEFS** — Stoyanovich, 20-yard field goal  
 (11-67, 5:18).  
**CHIEFS** — Gonzalez, 12-yard pass from Grbac  
 (Stoyanovich kick) (4-65, 1:35).  
**BRONCOS** — T. Davis, 1-yard run  
 (Elam kick) (6-49, 2:38).

Team Statistics	Broncos	Chiefs
First Downs .....	16	18
Total Net Yards .....	272	303
Rushes/Net Yards .....	32/109	24/77
Net Passing .....	163	226
Pass Attempts/Completions .....	19/10	37/24
Had Intercepted .....	0	0
Sacked/Yards Lost .....	1/7	4/34
Punts/Average .....	6/36.2	5/46.4
Penalties/Yards .....	8/64	7/65
Fumbles/Lost .....	4/2	2/0
Possession Time .....	28:54	31:06

**RUSHING**

**CHIEFS** — Allen 12-37; Grbac 4-22;  
 Anders 3-9; Bennett 3-4;  
 Aguiar 1-3; Hill 1-2.  
**BRONCOS** — Davis 25-101, 2 TDs; Griffith 4-9;  
 Loville 2-0; Elway 1-(-1).

**RECEIVING**

**CHIEFS** — Rison 8-110; Popson 5-26;  
 Gonzalez 3-26, 1 TD;  
 Dawson 2-20; Anders 2-4;  
 Horn 1-50; Hughes 1-13;  
 Allen 1-8; Vanover 1-3.  
**BRONCOS** — McCaffrey 3-56; Sharpe 2-33;  
 R. Smith 2-19; Carswell 1-26;  
 Green 1-19; T. Davis 1-17.

**PASSING**

**CHIEFS** — Grbac 24-27-260, 1 TD, 0 INTs.  
**BRONCOS** — Elway 10-19-170, 0 TDs, 0 INTs.

**INTERCEPTIONS**

**CHIEFS** — None.  
**BRONCOS** — None.

**SACKS**

**CHIEFS** — Woods 1.0.  
**BRONCOS** — N. Smith 2.0; A. Williams 2.0.

**FIELD GOALS**

**CHIEFS** — Stoyanovich 44WL (20).  
**BRONCOS** — None.

### CHIEFS IN OVERTIME

In the 43-year history of the Chiefs/Texans franchise, the team has played in three playoff overtime games (2-1 record) and 20 regular season overtime affairs (9-9-2 mark). The NFL instituted a 15:00 overtime period for regular season contests in 1974.

Date	Flip Winner	W/L	Score	Time Elapsed
12/23/63*	Texans#	W	Texans 20, OILERS 17	17:54
12/25/71+	Chiefs	L	Dolphins 27, CHIEFS 24	22:40
11/23/75	Lions	W	CHIEFS 24, Lions 21	6:44
10/17/76	Chiefs	W	Chiefs 20, DOLPHINS 17	14:48
9/24/78	Broncos	L	Broncos 23, CHIEFS 17	13:28
11/12/78	Chiefs	L	CHARGERS 29, Chiefs 23	15:00
11/8/81	Bears	L	Bears 16, CHIEFS 13	13:07
10/23/83	Chiefs	W	Chiefs 13, OILERS 10	7:41
11/27/83	Seahawks	L	SEAHAWKS 51, Chiefs 48	1:46
12/6/87	Bengals	L	BENGALS 30, Chiefs 27	9:44
10/2/88	Chiefs	T	Chiefs 17, Jets 17	15:00
11/19/89	Browns	T	Chiefs 10, BROWNS 10	15:00
12/8/91	Chiefs	W	CHIEFS 20, Chargers 17	11:26
9/20/92	Chiefs	L	OILERS 23, Chiefs 20	1:55
1/8/93**	Chiefs	W	CHIEFS 27, Steelers 24	11:03
12/4/94	Broncos	L	Broncos 20, CHIEFS 17	12:12
9/10/95	Chiefs	W	CHIEFS 20, Giants 17	7:49
9/17/95	Chiefs	W	CHIEFS 23, Raiders 17	4:27
10/9/95	Chargers	W	CHIEFS 29, Chargers 23	7:27
9/28/97	Seahawks	W	CHIEFS 20, Seahawks 17	13:04
1/2/00	Raiders	L	Raiders 41, CHIEFS 38	3:13
9/14/00	Titans	L	TITANS 17, Chiefs 14	3:54
12/16/01	Broncos	W	CHIEFS 26, Broncos 23	9:04

\* 1962 AFL Championship Game  
 # Texans captain Abner Haynes elected to "kick to the clock"  
 + 1971 AFC Divisional Playoff Game (longest game in NFL history)  
 \*\* 1993 AFC First-Round Playoff Game. Home Team in all CAPS

# PRO BOWL SELECTIONS

## AFL ALL-STAR GAME

*Note: Year indicated is year game was played, honoring the previous season.*

### 1961

No All-Star game was played following the AFL's first season in '60.

### 1962

Mel Branch, DE  
Chris Burford, WR  
Colton Davidson, QB  
Jon Gilliam, C  
Abner Haynes, RB  
Sherrill Headrick, LB  
E. J. Holub, LB  
Bill Krisher, G  
Paul Rochester, DT  
David Webster, DB

### 1963

Fred Arbanas, TE  
Mel Branch, DE  
Reg Carolan, WR  
Jerry Cornelison, T  
Len Dawson, QB  
Dave Grayson, DB  
Abner Haynes, RB  
Sherrill Headrick, LB  
E. J. Holub, LB  
Jerry Mays, DE  
Curtis McClinton, RB  
Marvin Terrell, G  
Jim Tyrer, T

### 1964

Fred Arbanas, TE  
Mel Branch, DE  
Ed Budde, G  
Walter Corey, LB  
Dave Grayson, DB  
Johnny Robinson, S  
Jim Tyrer, T  
Duane Wood, DB

### 1965

Fred Arbanas, TE  
Bobby Bell, LB  
Tommy Brooker, K  
Buck Buchanan, DT  
Len Dawson, QB  
Jim Fraser, LB  
Dave Grayson, DB  
Abner Haynes, RB  
Mack Lee Hill, RB  
E. J. Holub, LB  
Bobby Hunt, DB  
Jerry Mays, DE  
Johnny Robinson, S  
Jim Tyrer, T

### 1966

Fred Arbanas, TE  
Bobby Bell, LB  
Buck Buchanan, DT  
Sherrill Headrick, LB  
E. J. Holub, LB  
Frank Jackson, WR  
Jerry Mays, DE  
Johnny Robinson, S  
Jim Tyrer, T

### 1967

Bobby Bell, LB  
Buck Buchanan, DT  
Ed Budde, G  
Len Dawson, QB  
Mike Garrett, RB  
Sherrill Headrick, LB  
E. J. Holub, LB  
Jerry Mays, DE  
Curtis McClinton, RB  
Johnny Robinson, S  
Otis Taylor, WR  
Jim Tyrer, T

### 1968

Fred Arbanas, TE  
Bobby Bell, LB  
Buck Buchanan, DT  
Ed Budde, G  
Len Dawson, QB  
Mike Garrett, RB  
Jerry Mays, DE  
Curtis McClinton, RB  
Johnny Robinson, S

### 1969

Bobby Bell, LB  
Buck Buchanan, DT  
Ed Budde, G  
Len Dawson, QB  
Willie Lanier, LB  
Jim Lynch, LB  
Jerry Mays, DE  
Johnny Robinson, S  
Jan Stenerud, K  
Emmitt Thomas, CB  
Jim Tyrer, T

### 1970

Bobby Bell, LB  
Buck Buchanan, DT  
Ed Budde, G  
Curley Culp, DT  
Len Dawson, QB  
Robert Holmes, RB  
Willie Lanier, LB  
Mike Livingston, QB  
Jim Marsalis, CB  
Jan Stenerud, K  
Jim Tyrer, T

## AFC-NFC PRO BOWL GAME

### 1981

Bobby Bell, LB  
Buck Buchanan, DT  
Ed Budde, G  
Willie Lanier, MLB  
Jim Marsalis, CB  
Jerry Mays, DE  
Johnny Robinson, S  
Jan Stenerud, K  
Jim Tyrer, T  
Jerrel Wilson, P

### 1972

Bobby Bell, LB  
Buck Buchanan, DT  
Ed Budde, G  
Curley Culp, DT  
Len Dawson, QB  
Willie Lanier, MLB  
Jan Stenerud, K  
Otis Taylor, WR  
Emmitt Thomas, CB  
Jim Tyrer, T  
Jerrel Wilson, P

### 1973

Bobby Bell, LB  
Willie Lanier, MLB  
Otis Taylor, WR  
Emmitt Thomas, CB  
Jerrel Wilson, P

### 1974

Willie Lanier, MLB  
Jack Rudnay, C  
1975

Willie Lanier, MLB  
Jack Rudnay, C  
Emmitt Thomas, CB  
1976

Willie Lanier, MLB  
Jack Rudnay, C  
Jan Stenerud, K  
Emmitt Thomas, CB  
1977

Jack Rudnay, C  
1980

Bob Grupp, P  
1981

Gary Barbaro, S  
J.T. Smith, KR  
Art Still, DE  
1982

Gary Barbaro, S  
Joe Delaney, RB  
Gary Green, CB  
Nick Lowery, K  
Art Still, DE  
1983

Gary Barbaro, S  
Art Still, DE  
Gary Green, CB  
1984

Carlos Carson, WR  
Deron Cherry, S  
Albert Lewis, CB  
Bill Maas, DT

### 1989

Deron Cherry, S  
Dino Hackett, LB  
Albert Lewis, CB

### 1990

Albert Lewis, CB  
Christian Okoye, RB  
Kevin Ross, CB  
Derrick Thomas, LB

### 1991

Albert Lewis, CB  
Nick Lowery, K  
Kevin Ross, CB  
Derrick Thomas, LB

### 1992

Christian Okoye, RB  
Neil Smith, DE  
Derrick Thomas, LB

### 1993

John Alt, T  
Nick Lowery, K  
Neil Smith, DE

### 1994

Derrick Thomas, LB  
Marcus Allen, RB  
John Alt, T  
Joe Montana, QB  
Neil Smith, DE

### 1995

Derrick Thomas, LB  
Dale Carter, CB  
Neil Smith, DE  
Derrick Thomas, LB

### 1996

Kimble Anders, FB  
Steve Bono, QB  
Dale Carter, CB  
Dan Saleaumua, DT  
Will Shields, G

### 1997

Neil Smith, DE  
Derrick Thomas, LB  
1997

Kimble Anders, FB  
Dale Carter, CB  
Will Shields, G  
Derrick Thomas, LB  
1998

Kimble Anders, FB  
Dale Carter, CB  
James Hasty, CB  
Andre Rison, WR  
Will Shields, G  
Derrick Thomas, LB

### 1999

Will Shields, G  
2000

Tony Gonzalez, TE  
Tim Grunhard, C  
James Hasty, CB  
Will Shields, G

### 2001

Tony Gonzalez, TE  
Elvis Grbac, QB  
Will Shields, G  
2002

Tony Gonzalez, TE  
Priest Holmes, RB  
Will Shields, G

# ALL-TIME HONORS

## NATIONAL HONORS

### NFL Man of the Year

1972	Willie Lanier	1973	Len Dawson
1993	Derrick Thomas		

### Coach of the Year

1968	AFL	Hank Stram (UPI, PFW)
1997	NFL	Marty Schottenheimer (USA)

### AFL Player of the Year

1960	Abner Haynes (UPI, TSN)
1962	Len Dawson (TSN)

### Offensive Player of the Year

1971	NFL	Otis Taylor (PFW)
------	-----	-------------------

### Rookie of the Year

1962	AFL	Curtis McCClinton (UPI, TSN)
1981	AFC	Joe Delaney (UPI)
1992	NFL	Dale Carter (FW)
	AFC	Dale Carter (UPI)

### Defensive Rookie of the Year

1969	AFL	Jim Marsalis (PFW)
1984	NFL	Bill Maas (AP)
1989	NFL	Derrick Thomas (AP, PFW)
1992	NFL	Dale Carter (AP, PFW)

### 101 AFL/AFC Coach of the Year

1969	AFL	Hank Stram
1995	AFC	Marty Schottenheimer
1997	AFC	Marty Schottenheimer

### 101 AFL/AFC Defensive Player of the Year

1969	Bobby Bell	1971	Willie Lanier
1986	Deron Cherry	1991	Derrick Thomas

### 101 AFC Offensive Player of the Year

1989	Christian Okoye
------	-----------------

### PFW Golden Toe Award

1979	Bob Grupp
1990	Nick Lowery
1997	Pete Stoyanovich

### Comeback Player of the Year

1990	Barry Word (PFW)
1993	Marcus Allen (PFW)

### All-Rookie Teams

1974	OT	Charlie Getty (FW)
1977	CB	Gary Green (FW)
1984	CB	Kevin Ross (FW)
1986	OLB	Tim Cofield (FW)
	ILB	Dino Hackett (UPI)
	OT	Brian Jozwiak (FW, UPI)
1987	RB	Christian Okoye (FW)
1989	LB	Derrick Thomas (FW, UPI)
1990	P	Bryan Barker (UPI)
	C	Tim Grunhard (FW, UPI)
	ILB	Percy Snow (FW, UPI)
	G	Dave Szott (FW, UPI)
1992	CB/PR	Dale Carter (FW)
1993	G	Will Shields (FW)
1995	PR/KR	Tamarick Vanover (FW)
1997	TE	Tony Gonzalez (PFW, FW)
2000	CB	Pat Dennis (PFW)
	WR	Sylvester Morris (PFW, FN)
	S	Greg Westley (PFW, FN, FD)

## PFW Humanitarian of the Year

1999	Will Shields
------	--------------

## NFL 75th Anniversary Team

LB	Willie Lanier	K	Jan Stenerud
----	---------------	---	--------------

## Super Bowl Silver Anniversary Team

K	Jan Stenerud
---	--------------

## AFC PLAYER OF THE WEEK HONOREES (1984-01) OFFENSE

Year	Player	Week #
1984	WR Henry Marshall	15
1985	WR Stephone Paige	16
1988	QB Steve DeBerg	3
1989	RB Christian Okoye	5
1991	QB Steve DeBerg	9
	WR J.J. Birden	17
1992	QB Dave Krieg	6
1993	QB Joe Montana	1
	QB Joe Montana	7
	QB Joe Montana	13
	QB Joe Montana	Div. Playoffs
1994	QB Joe Montana	2
	QB Joe Montana	7
	RB Marcus Allen	17
1995	QB Steve Bono	1
1996	RB Marcus Allen	3
1997	QB Elvis Grbac	2
2000	QB Elvis Grbac	3
2001	RB Priest Holmes	3
	RB Priest Holmes	13

## DEFENSE

Year	Player	Week #
1984	DE Mike Bell	2
1985	LB Gary Spani	2
	S Deron Cherry	4
1986	DE Art Still	3
	SS Lloyd Burruss	7
	DE Art Still	14
	FS Deron Cherry	15
1988	CB Albert Lewis	11
1989	LB Derrick Thomas	2
	DE Leonard Griffin	12
1990	CB Kevin Ross	3
	DE Bill Maas	6
	CB Albert Lewis	9
	LB Derrick Thomas	10
1991	CB Albert Lewis	1
	LB Derrick Thomas	6
	LB Derrick Thomas	11
	LB Tracy Simien	14
	S Deron Cherry	Wild Card Playoffs
1992	LB Derrick Thomas	10
1993	DE Neil Smith	5
	DT Dan Saleaumua	10
1994	LB Derrick Thomas	2
	DE Neil Smith	16
1995	S Brian Washington	14
1996	LB Derrick Thomas	2
	S Mark Collins	2
1997	S Jerome Woods	5
	LB Anthony Davis	10
1998	LB Derrick Thomas	1
1999	CB James Hasty	7
	CB Cris Dishman	12
	LB Donnie Edwards	15

**SPECIAL TEAMS**

Year	Player	Week #
1998	K Pete Stoyanovich	3
1997	WR Tamarick Vanover	3
	WR Tamarick Vanover	12
	K Pete Stoyanovich	16
	KR Tamarick Vanover	17
1995	WR Tamarick Vanover	1
	WR Tamarick Vanover	8
	WR Tamarick Vanover	17
	P Louie Aguiar	5

**Players By Times Honored**

8	Derrick Thomas	Mark Collins
6	Joe Montana	Anthony Davis
	Tamarick Vanover	Cris Dishman
3	Deron Cherry	Donnie Edwards
	Albert Lewis	James Hasty
2	Marcus Allen	Dave Krieg
	Steve DeBerg	Bill Maas
	Elvis Grbac	Henry Marshall
	Priest Holmes	Christian Okoye
	Art Still	Stephone Paige
	Neil Smith	Kevin Ross
	Pete Stoyanovich	Dan Saleaumua
1	Louie Aguiar	Tracy Simien
	Mike Bell	Gary Spani
	J.J. Birden	Brian Washington
	Steve Bono	Jerome Woods
	Lloyd Burruss	

**AFC PLAYER OF THE MONTH HONOREES  
(1990-01)**

**OFFENSE**

Year	Player	Month
1991	RB Christian Okoye	October
	RB Barry Word	December
1990	QB Steve DeBerg	September

**DEFENSE**

Year	Player	Month
1997	S Jerome Woods	November
	LB Derrick Thomas	December
1995	CB James Hasty	September
	DE Neil Smith	October
1991	DE Neil Smith	September
1990	LB Derrick Thomas	November

**SPECIAL TEAMS**

Year	Player	Month
1997	K Pete Stoyanovich	December
1995	WR Tamarick Vanover	October
	WR Tamarick Vanover	December

**Players By Times Honored**

2	Neil Smith	1	James Hasty
	Derrick Thomas		Pete Stoyanovich
	Tamarick Vanover		Jerome Woods

**ALL-AFL**

YEAR	PLAYER	POS.	AP	UPI	TSN
1960	John Bookman	DB	--	1st	--
	Mel Branch	DE	1st	1st	1st
	Abner Haynes	RB	1st	1st	1st
	Jerry Cornelison	T	--	2nd	--
	Sherrill Headrick	MLB	1st	2nd	1st
	Bill Krisher	G	1st	2nd	1st
	Paul Miller	DE	1st	--	2nd
	David Webster	DB	--	--	2nd
1961	Abner Haynes	RB	1st	1st	1st
	Jerry Cornelison	T	--	2nd	1st
	Sherrill Headrick	MLB	1st	1st	1st
	E.J. Holub	OLB	--	2nd	2nd
	Bill Krisher	G	--	2nd	--
	David Webster	DB	1st	--	1st
1962	Fred Arbanas	TE	2nd	2nd	--
	Mel Branch	DE	2nd	2nd	1st
	Chris Burford	E	1st	1st	1st
	Len Dawson	QB	1st	1st	1st
	Abner Haynes	RB	1st	1st	1st
	Sherrill Headrick	MLB	1st	1st	1st
	E.J. Holub	OLB	1st	1st	1st
	Bobby Hunt	DB	1st	1st	--
	Jerry Mays	DT	2nd	2nd	1st
	Curtis McClinton	RB	--	2nd	--
	Jim Tyrer	T	--	--	1st
			<b>AP</b>	<b>UPI</b>	<b>TSN</b>
1963	Fred Arbanas	TE	1st	1st	1st
	Mel Branch	DE	2nd	2nd	--
	Dave Grayson	DB	--	--	1st
	Jerry Mays	DT	2nd	2nd	--
	Johnny Robinson	S	--	2nd	--
	Jim Tyrer	T	2nd	2nd	1st
1964	Fred Arbanas	TE	1st	1st	1st
	Bobby Bell	OLB	2nd	1st	--
	Buck Buchanan	DT	2nd	2nd	--
	Len Dawson	QB	2nd	2nd	--
	Dave Grayson	DB	1st	2nd	1st
	Abner Haynes	RB	2nd	--	--
	Sherrill Headrick	MLB	2nd	--	--
	E.J. Holub	OLB	--	--	2nd
	Bobby Hunt	DB	2nd	--	--
	Jerry Mays	DT	2nd	--	1st
	Jim Tyrer	T	2nd	2nd	1st
1965	Fred Arbanas	TE	2nd	--	--
	Bobby Bell	OLB	1st	1st	1st
	Buck Buchanan	DT	2nd	2nd	--
	Len Dawson	NEA	--	--	2nd
	Mack Lee Hill	RB	--	2nd	--
	E.J. Holub	OLB	--	2nd	--
	Jerry Mays	DE	1st	2nd	1st
	Curtis McClinton	RB	2nd	--	--
	Johnny Robinson	S	1st	2nd	1st
	Jim Tyrer	T	1st	1st	1st
	Fred Williamson	CB	--	1st	--
1966	Fred Arbanas	TE	1st	1st	1st
	Bobby Bell	OLB	1st	1st	1st
	Buck Buchanan	DT	1st	1st	1st
	Ed Budde	G	1st	--	2nd
	Len Dawson	QB	1st	1st	1st
	Sherrill Headrick	MLB	2nd	--	--
	E.J. Holub	OLB	2nd	2nd	1st
	Bobby Hunt	DB	2nd	--	2nd
	Jerry Mays	DE	1st	1st	1st
	Johnny Robinson	S	1st	1st	1st
	Otis Taylor	WR	1st	1st	2nd
	Jim Tyrer	T	1st	1st	1st
	Jerrel Wilson	P	--	--	2nd
1967	Fred Arbanas	TE	2nd	2nd	--
	Bobby Bell	OLB	1st	1st	1st

YEAR	PLAYER	POS.	ALL-PRO				ALL-AFL			
			FW	PFW	AP	UPI	TSN	PFW	NEA	
1968—	Bobby Bell	OLB	--	--	1st	1st	1st	--	1st	
	Buck Buchanan	DT	2nd	--	1st	1st	2nd	--	1st	
	Ed Budde	G	--	--	2nd	2nd	2nd	--	2nd	
	Len Dawson	QB	--	--	2nd	2nd	--	--	--	
	Robert Holmes	RB	--	--	2nd	2nd	2nd	--	2nd	
	Willie Lanier	MLB	--	--	1st	--	2nd	--	1st	
	Jim Lynch	OLB	--	--	2nd	2nd	--	--	2nd	
	Jerry Mays	DE	--	--	2nd	2nd	1st	--	2nd	
	Johnny Robinson	S	--	1st	1st	1st	1st	1st	1st	
	Jan Stenerud	K	2nd	--	--	--	1st	--	--	
	Jim Tyrer	T	--	--	1st	1st	2nd	1st	1st	
	Jerrel Wilson	P	2nd	--	--	--	1st	1st	--	
	1969—	Bobby Bell	OLB	1st	1st	1st	1st	1st	1st	1st
Buck Buchanan		DT	--	1st	1st	1st	1st	1st	2nd	
Ed Budde		G	2nd	--	1st	2nd	1st	1st	1st	
Aaron Brown		DE	--	--	--	--	2nd	--	--	
Dave Hill		G	--	--	--	--	2nd	--	--	
E.J. Holub		C	--	--	2nd	--	--	--	--	
Willie Lanier		MLB	--	--	--	2nd	2nd	1st	2nd	
Jim Lynch		LB	--	--	2nd	2nd	--	--	2nd	
Jerry Mays		DE	--	--	2nd	--	2nd	--	--	
Mo Moorman		G	--	--	2nd	--	2nd	--	--	
Johnny Robinson		S	--	--	1st	1st	1st	1st	1st	
Jan Stenerud		K	2nd	--	--	--	1st	--	--	
Emmitt Thomas		CB	--	--	--	--	2nd	--	--	
Jim Tyrer	T	1st	1st	1st	1st	1st	1st	1st		
1970—	Bobby Bell	OLB	1st	1st	1st	1st	1st	1st	1st	
	Aaron Brown	DE	--	--	--	--	1st	--	--	
	Buck Buchanan	DT	--	--	--	--	1st	--	--	
	Ed Budde	G	--	--	--	--	1st	1st	--	
	Jim Tyrer	T	1st	1st	1st	1st	1st	1st	1st	
	Willie Lanier	MLB	--	2nd	--	2nd	1st	1st	1st	
	Jim Marsalis	CB	1st	2nd	1st	--	1st	1st	1st	
	Jerry Mays	DT	--	--	--	--	2nd	--	--	
	Ed Podolak	RB	--	--	--	--	2nd	--	--	
	Johnny Robinson	S	1st	1st	1st	1st	1st	1st	1st	
	Jan Stenerud	K	1st	1st	--	--	1st	--	--	
	Emmitt Thomas	CB	--	--	--	--	2nd	--	--	
	1971—	Bobby Bell	OLB	--	2nd	1st	2nd	1st	1st	1st
Aaron Brown		DE	--	--	--	--	1st	2nd	--	
Buck Buchanan		DT	--	--	--	2nd	--	2nd	1st	
Ed Budde		G	--	--	--	--	2nd	--	--	
Curley Culp		DT	--	2nd	--	--	--	--	--	
Len Dawson		QB	--	--	--	--	2nd	--	--	
Willie Lanier		LB	1st	1st	1st	1st	1st	1st	1st	
Jim Marsalis		CB	--	--	--	--	1st	1st	--	
Johnny Robinson		S	--	--	--	--	--	1st	--	
Jan Stenerud		K	--	1st	--	--	--	--	--	
Otis Taylor		WR	1st	1st	1st	1st	1st	1st	1st	
Emmitt Thomas		CB	--	2nd	--	--	1st	2nd	--	
Jim Tyrer		T	--	2nd	1st	2nd	1st	1st	1st	
Jerrel Wilson	P	--	1st	--	--	--	1st	1st		
1972—	Bobby Bell	LB	--	--	--	--	--	1st	--	
	Willie Lanier	LB	--	--	1st	2nd	--	1st	1st	
	Otis Taylor	WR	--	1st	--	--	--	1st	--	
	Emmitt Thomas	CB	--	--	--	--	2nd	--	--	
	Jerrel Wilson	P	--	1st	--	2nd	--	1st	1st	
1973—	Willie Lanier	MLB	1st	2nd	--	1st	1st	1st	1st	
	Jack Rudnay	C	--	--	--	2nd	1st	2nd	--	
	Jerrel Wilson	P	--	2nd	--	2nd	--	--	--	
1974—	Willie Lanier	MLB	2nd	2nd	--	1st	1st	1st	1st	
	Jack Rudnay	C	--	--	--	2nd	1st	2nd	--	
	Emmitt Thomas	CB	1st	1st	--	2nd	1st	1st	1st	
	Jan Stenerud	K	--	--	--	1st	--	--	--	
	Jerrel Wilson	P	--	--	--	2nd	--	2nd	--	
1975—	Willie Lanier	MLB	--	2nd	--	1st	--	2nd	--	
	Jack Rudnay	C	--	--	--	2nd	--	--	--	
	Jan Stenerud	K	2nd	2nd	--	2nd	1st	1st	1st	
	Emmitt Thomas	CB	2nd	--	--	1st	--	1st	1st	
	Jerrel Wilson	P	--	--	--	2nd	--	--	--	
1976—	Jan Stenerud	K	--	--	--	2nd	1st	--	--	
1977—	None									
1978—	None									
1979—	Bob Grupp	P	--	1st	1st	1st	1st	1st	1st	
	Jack Rudnay	C	--	--	--	2nd	--	--	--	
	Art Still	DE	--	--	--	--	2nd	--	--	
1980—	Gary Barbaro	S	2nd	--	2nd	--	--	1st	1st	
	J.T. Smith	PR	1st	--	--	1st	--	--	1st	
	Art Still	DE	2nd	1st	1st	1st	1st	1st	1st	

YEAR	PLAYER	POS.	AP	FW	ALL-PRO				ALL-AFC	
					NEA	TSN	PFW	SI	UPI	PFW
1981	Gary Barbaro	S	--	1st	1st	--	--	--	2nd	1st
	Joe Delaney	RB	--	--	--	--	--	--	1st	1st
	Gary Green	CB	--	--	2nd	--	--	--	1st	1st
	Eric Harris	CB	--	--	--	--	--	--	2nd	--
	Nick Lowery	K	2nd	--	1st	--	--	--	1st	1st
1982	J.T. Smith	PR	--	--	--	--	--	--	--	1st
1982	Gary Barbaro	S	--	--	1st	--	--	--	1st	--
	Gary Green	CB	--	--	--	--	--	--	2nd	*
	Art Still	DE	--	--	--	--	--	--	2nd	*
1983	Nick Lowery	K	--	--	--	--	--	--	2nd	*
	Carlos Carson	WR	--	--	--	--	--	--	1st	--
1983	Deron Cherry	S	2nd	--	--	--	--	1st	1st	1st
	Gary Green	CB	--	1st	1st	--	--	--	1st	--
1984	Jim Arnold	P	2nd	--	--	--	--	--	--	--
	Deron Cherry	S	1st	--	2nd	--	--	--	1st	--
	Gary Green	CB	--	--	2nd	--	--	--	--	--
1985	Art Still	DE	2nd	--	--	--	--	--	2nd	--
	Deron Cherry	S	2nd	--	2nd	--	**	--	1st	**
	Nick Lowery	K	1st	--	1st	--	**	--	2nd	**
1986	Lloyd Burruss	S	--	--	--	--	--	--	1st	--
	Deron Cherry	S	1st	--	2nd	1st	--	1st	1st	1st
	Albert Lewis	CB	--	--	2nd	--	--	--	2nd	--
	Nick Lowery	K	--	--	--	--	--	--	2nd	--
	Bill Maas	DT	2nd	--	--	--	1st	--	--	1st
1987	Art Still	DE	--	--	--	--	--	--	1st	--
1987	Carlos Carson	WR	--	--	--	--	--	--	2nd	--
	Deron Cherry	S	--	--	--	--	--	--	2nd	--
	Albert Lewis	CB	--	--	--	--	--	1st	2nd	--
	Bill Maas	DT	--	--	2nd	--	1st	--	1st	1st
	Paul Palmer	KR	--	--	--	--	--	--	--	1st
1988	Lloyd Burruss	S	--	--	--	--	--	USA	2nd	--
	Deron Cherry	S	1st	1st	2nd	1st	1st	--	1st	1st
	Dino Hackett	ILB	--	--	--	--	--	--	2nd	--
	Albert Lewis	CB	--	--	--	--	--	--	1st	1st
	Nick Lowery	K	--	--	1st	--	--	1st	2nd	--
1989	Deron Cherry	S	--	--	--	--	--	--	2nd	--
	Albert Lewis	CB	1st	1st	1st	1st	1st	1st	1st	1st
	Christian Okoye	RB	1st	1st	1st	1st	1st	--	1st	1st
	Dan Saleaumua	DT	--	--	--	--	--	1st	--	--
	Derrick Thomas	OLB	--	--	--	--	--	1st	--	1st
1990	Kevin Ross	S	--	--	--	--	--	2nd	--	--
	John Alt	T	2nd	--	--	1st	--	1st	--	--
	Albert Lewis	CB	1st	1st	1st	1st	--	1st	1st	1st
	Nick Lowery	K	1st	1st	1st	1st	1st	--	1st	1st
	Kevin Ross	S	2nd	--	--	--	--	--	2nd	--
1991	Dan Saleaumua	DT	--	--	2nd	--	1st	1st	--	1st
	Derrick Thomas	OLB	1st	1st	1st	1st	1st	--	1st	1st
	John Alt	T	--	--	--	--	--	1st	--	--
	Derrick Thomas	LB	1st	--	2nd	1st	1st	--	1st	1st
	Christian Okoye	RB	--	--	2nd	--	--	--	--	1st
1992	Derrick Thomas	LB	--	--	1st	1st	--	--	1st	1st
	Neil Smith	DE	--	--	2nd	--	--	--	--	--
	Nick Lowery	K	--	--	--	--	--	1st	1st	--
1993	Marcus Allen	RB	--	--	--	--	--	--	1st	1st
	Neil Smith	DE	1st	1st	1st	--	1st	--	1st	1st
	Derrick Thomas	LB	2nd	--	--	--	--	--	1st	--
1994	Dale Carter	CB	--	--	--	--	--	--	2nd	--
	Neil Smith	DE	--	--	--	--	--	--	2nd	--
	Derrick Thomas	LB	2nd	--	--	--	--	--	1st	--
	Louie Aguiar	P	2nd	--	--	--	--	--	2nd	--
	Dale Carter	CB	2nd	--	--	--	--	1st	1st	1st
1995	Dan Saleaumua	DT	--	--	--	--	1st	--	--	1st
	Will Shields	G	--	--	--	--	--	1st	--	--
	Neil Smith	DE	2nd	--	--	--	--	--	1st	1st
	Dave Szott	G	--	--	--	--	--	--	2nd	--
	Derrick Thomas	LB	--	--	--	--	--	--	2nd	--
	Tamarick Vanover	KR	--	--	--	--	--	1st	--	--

YEAR	PLAYER	POS.	ALL-PRO					ALL-AFC			
			AP	PFW	TSN	SI	USA	UPI	PFW		
1996	Dale Carter	CB	2nd	--	1st	--	--	--	1st	1st	
	Mark Collins	CB	--	--	--	--	--	2nd	--	--	
	Will Shields	G	--	--	--	--	--	2nd	1st	1st	
	Derrick Thomas	LB	2nd	--	--	--	1st	--	1st	1st	
	Tamarick Vanover	KR	--	--	--	--	--	--	--	1st	
1997	Dale Carter	CB	--	--	--	--	--	--	--	PFW	
	James Hasty	CB	--	--	--	--	--	--	--	1st	
	Pete Stoyanovich	K	--	1st	--	1st	1st	--	--	--	
	Dave Szott	G	1st	1st	--	--	--	--	1st	--	
	Tamarick Vanover	KR	--	--	--	--	1st	--	--	1st	
1998	None										
1999	Tony Gonzalez	TE	1st	1st	1st	1st	1st	--	--	1st	
	James Hasty	CB	--	--	--	--	1st	--	--	--	
	Tony Richardson	FB	--	--	--	1st	--	--	--	--	
	Will Shields	G	--	--	1st	--	--	--	--	--	
2000	Tony Gonzalez	TE	AP	PFW	TSN	SI	USA	FD	CPF	FN	PFW
	Eric Hicks	DE	1st	1st	1st	1st	1st	1st	1st	1st	1st
	Mike Maslowski	SPT	--	--	--	--	--	2nd	--	--	--
	Tony Richardson	FB	--	--	--	1st	--	--	--	--	--
2001	Tony Gonzalez	TE	AP	PFW	TSN	SI	FD	CPF	FN	PFW	
	Priest Holmes	RB	1st	1st	1st	1st	1st	--	1st	1st	
	Will Shields	G	1st	--	--	--	2nd	1st	1st	1st	

**Reference:** First or second team All-Pro or All-Conference honors as selected by the following organizations: (AP) Associated Press, (UPI) United Press International, (NEA) Newspaper Enterprise Association, (TSN) The Sporting News, (PFW) Pro Football Weekly, (FW) Pro Football Writers of America, (USA) USA Today - Gordon Forbes, (SI) Sports Illustrated - Paul Zimmerman, (FD) Football Digest, (FN) Football News, (CPF) College and Pro Football Newsweekly.

**Notes:** The Sporting News All-AFL Team was selected by the players in 1960, '62-66 and by the coaches in '61. Pro Football Weekly's selections have been made by the Pro Football Writers of America since '96.

\*No team named due to 1982 NFLPA Strike. \*\*No team named in 1985.



Abner Haynes  
1960

in rushing, establishing a then-Chiefs single-season record with 1,480 yards on a club-record 370 carries with 12 touchdowns. Okoye's record stood the test of time until Priest Holmes burst on the Kansas City scene in 2001.



Priest Holmes  
2001

Three different Chiefs running backs have won league rushing titles during the illustrious history of the franchise. Abner Haynes paced the American Football League in rushing during the inaugural season of both the league and the team in '60.

He rushed 156 times for a league-high 875 yards (5.6 avg.) with nine touchdowns during his rookie campaign with the Dallas Texans. In '89, Christian Okoye led the National Football League

in rushing, establishing a then-Chiefs single-season record with 1,480 yards on a club-record 370 carries with 12 touchdowns. Okoye's record stood the test of time until Priest Holmes burst on the Kansas City scene in 2001.

Holmes took 327 handoffs for an NFL-best 1,555 yards (4.8 avg.) with eight touchdowns, becoming the third Kansas City running back and the first undrafted player since '54 to lead the league in rushing. Holmes paced the NFL with 2,169 yards from scrimmage and seven 100-yard rushing games. He also established Chiefs single-season records for most carries of 10+ yards (52), combined net yards (2,169), yards from scrimmage (2,169), combined attempts (389) and receiving yards by a running back (614).



Christian Okoye  
1989

## RUSHING TITLE WINNERS



## MACK LEE HILL AWARD

Each year since 1966, the Chiefs have selected a recipient for the Mack Lee Hill Award. It is a tribute to the late Mack Lee Hill, an outstanding running back who played for the Chiefs in 1964 and 1965. He was described as a man who played as much with his heart as he did with his driving legs in the early days of the American Football League.


In memory and tribute to Hill, the award is presented annually to the Chiefs rookie or first-year player who, as the inscription on the trophy reads - "best exemplifies the spirit of the late Mack Lee Hill ... the man with the giant heart and the quiet way." In selecting the recipient, the Chiefs veterans look for a first-year player who has displayed the spirit and attitude of Mack Lee Hill.

The winner of the 2001 Mack Lee Hill Award was defensive tackle Eric Downing. At 6-3, 314 pounds, Downing was unquestionably the most sizable of Kansas City's draft choices this past year. A third-round selection out of Syracuse, Downing was actually the club's top overall draft pick. Much fanfare surrounded the arrival of head coach Dick Vermeil in Kansas City and a host of offensive newcomers. Downing, meanwhile, came to the Chiefs with relatively little hoopla.

This soft-spoken North Carolina native simply went about his business and waited for his opportunity to arise. That opportunity presented itself sooner than anyone imagined when incumbent starter John Browning suffered a season-ending knee injury. Just two weeks later, Downing found himself in Kansas City's starting lineup for the season's final nine games, the most by a Chiefs rookie defensive tackle since '84. The robust young lineman finished the year with 36 tackles, 1.5 sacks, three QB pressures, a forced fumble and batted down a pair of passes. Not bad for a player who was projected to spend most of the season simply learning the NFL ropes.



*Running back Mack Lee Hill bursts forward for yardage against the Raiders during his memorable two-year pro career with the Chiefs.*



*Chiefs President Carl Peterson presented DT Eric Downing with the Mack Lee Hill Award at the annual 101 Banquet. The third-round draftee started nine games, the most by a Chiefs rookie defensive tackle since '84.*

The former Syracuse standout continued to elevate his game as the year progressed, gaining more experience and confidence in the process. His efforts culminated when he registered a season-high six tackles in the regular season finale at Seattle. Despite his sudden rise to prominence on the Chiefs defense, Downing maintained his quiet way and gave Kansas City hope for even better things to come from this talented defensive tackle in the future. No doubt, the late Mack Lee Hill would have enjoyed seeing Downing with the same passion for the game and "quiet way" Hill displayed over 30 years ago.

### MACK LEE HILL AWARD RECIPIENTS

1966 — Mike Garrett, RB	1978 — Don Parrish, NT	1990 — Percy Snow, LB
1967 — Jan Stenerud, K	1979 — Bob Grupp, P	1991 — Tracy Simien, LB
1968 — Robert Holmes, RB	1980 — Eric Harris, CB	1992 — Willie Davis, WR
1969 — Jim Marsalis, CB	1981 — Lloyd Burruss, S	1993 — Will Shields, G
1970 — Jack Rudnay, C	1982 — Les Studdard, C	1994 — Lake Dawson, WR
1971 — Elmo Wright, WR	1983 — David Lutz, T	1995 — Tamarick Vanover, WR/KR
1972 — Larry Marshall, WR	1984 — Kevin Ross, CB	1996 — Reggie Tongue, S
1973 — Gary Butler, TE	1985 — Jeff Smith, RB	1997 — Tony Gonzalez, TE
1974 — Woody Green, RB	1986 — Dino Hackett, LB	1998 — Victor Riley, OT
1975 — Walter White, TE	1987 — Christian Okoye, RB	1999 — Mike Maslowski, LB
1976 — Gary Barbaro, S	1988 — James Saxon, RB	2000 — Greg Wesley, S
1977 — Gary Green, CB	1989 — Derrick Thomas, LB	2001 — Eric Downing, DT

## DERRICK THOMAS AWARD



**Chiefs Head Coach Dick Vermeil presented RB Priest Holmes with the 2001 Derrick Thomas Award. Holmes won the NFL rushing crown, established a franchise record with 1,555 rushing yards and earned his initial Pro Bowl berth in 2001.**

standard of 1,480 yards, making he and Okoye the only two players in Chiefs history to lead the NFL in ground yards in a single season. Holmes also shattered Abner Haynes' record of 1,622 total yards from scrimmage, a mark which had stood since the franchise's initial season in '60. His 52 runs of 10 or more yards not only led the entire league, but also obliterated Kansas City's previous record of 29.

A true multi-purpose threat, Holmes became just the third player in Chiefs history to record 100 yards rushing and 100 yards receiving in a single game. He registered 614 receiving yards, bypassing Curtis McClinton's RB record of 590 yards in '65, while his 62 catches were the fourth-highest total ever by a Kansas City running back. In total, Holmes racked up 2,169 combined net yards on the season, which was also a franchise single-season record.

And to think, all of this from a player who went undrafted out of college and wasn't resigned by the Baltimore Ravens a year ago. The prayers of the Kansas City football faithful were truly answered when this supremely talented and genuinely humble Texan came to town in 2001. Though his Sunday vestments may be of the less-than-traditional Red and Gold variety, Priest Holmes may go down as one of the best free agent acquisitions in recent memory, regardless of denomination. With a breakout season under his belt, Holmes will hopefully continue to rack up opulent numbers in 2002 and become the centerpiece of an explosive Kansas City offense with plenty of big play punch.

**During his 11 years in a Chiefs uniform, Derrick Thomas was one of the most brilliant performers and brightest personalities ever to wear a Chiefs uniform. Unquestionably, Derrick Thomas' legacy will live on in Kansas City and across the National Football League.**



For the past 23 years the Chiefs have upheld a tradition of selecting the club's Most Valuable Player. Named in honor of the late Derrick Thomas, this Chiefs custom is especially meaningful for its recipients not only because of the man that it is named in honor of, but also because it is selected by a vote of their peers. Thomas was the heart and sole of the Kansas City defense from 1989-99 and will always be regarded as one of the best linebackers to play the game.

After being named Kansas City's MVP for 2001, running back Priest Holmes can add another piece of hardware to his already crowded mantle. With a spectacular debut season for the Chiefs in 2001, Holmes quickly established himself as one of the biggest impact players acquired by the club in recent memory and firmly etched his name into Kansas City's record book.

In fact, after his sensational 2001 season, Holmes left only one question unanswered. What will he do for an encore? This fifth-year pro quickly ushered his way into the hearts of the Arrowhead congregation by winning the NFL's rushing crown with 1,555 yards to become the franchise's first 1,000-yard rusher since '91. In the process, this gridiron cleric also earned his initial Pro Bowl berth and led the league with 2,169 total yards from scrimmage. In addition, he broke six different Chiefs single-season records, including Christian Okoye's single-season rushing

### DERRICK THOMAS AWARD RECIPIENTS

(Voted on by Chiefs players)

1979—Gary Barbaro, S	1987—Carlos Carson, WR	1995—Marcus Allen, RB
1980—Art Still, DE	1988—Deron Cherry, S	1996—Mark Collins, S
1981—Joe Delaney, RB	1989—Christian Okoye, RB	1997—Andre Rison, WR
1982—Gary Green, CB	1990—Steve DeBerg, QB	1998—Glenn Parker, G/T
1983—Bill Kenney, QB	1991—Derrick Thomas, LB	1999—Marcus Patton, LB
1984—Art Still, DE	1992—Neil Smith, DE	2000—Derrick Alexander, WR
1985—Lloyd Burruss, S	1993—Marcus Allen, RB	2001—Priest Holmes, RB
1986—Albert Lewis, CB	1994—Derrick Thomas, LB	

## CHIEFS HALL OF FAME

In tribute to those who have made outstanding contributions to the success of the Kansas City Chiefs Football Club, the team has established a Hall of Fame. New inductees are selected by a three-man committee, representing the Chiefs Booster Club, the area media and the Chiefs organization. The award is presented annually at the "101 Banquet." Six members of the Chiefs Hall of Fame are also enshrined in the Professional Football Hall of Fame in Canton, Ohio.

### **Lamar Hunt, Founder, 1960-present**

Inducted Chiefs Hall of Fame 1970

Inducted Pro Football Hall of Fame 1972



Founded the American Football League in '60 with his Dallas Texans franchise ... Became the first AFL figure to be inducted into the Pro Football Hall of Fame in '72 ... Described during his induction ceremony as the "architect, designer and builder of an impossible dream" ... Serves as the President of the American Football Conference ... Since '84, the AFC Championship Game trophy has carried his name ... Has seen the Chiefs win three AFL titles and a Super Bowl trophy ... Is credited with accidentally putting the name "Super Bowl" on the NFL's championship game ... Was born August 2, 1932, in El Dorado, Arkansas ... Graduated from Southern Methodist University in '56 with a B.S. in geology ... Was a reserve end on SMU's football team ... He and his wife, Norma, reside in Dallas and have four children, Lamar Jr., Sharron Munson, Clark and Daniel.



### **Bobby Bell, Linebacker, 1963-74**

Inducted Chiefs Hall of Fame 1980

Inducted Pro Football Hall of Fame 1983

Became the first Chiefs player to be enshrined in the Pro Football Hall of Fame when he was chosen in the Class of '83 ... Some have called him the greatest outside linebacker to play the game ... Superb athlete began his pro career as a defensive end, because the Chiefs needed help at that position when he was drafted in the seventh round in '63 ... In his third season he was moved to linebacker, where earned a spot in the AFL All-Star game or the Pro Bowl the next nine years ... Was named to the AFL's All-Time team by the Pro Football Hall of Fame ... Starred on two AFL Championship teams, playing in Super Bowls I and IV ... Did not miss a contest during his 12-year career, playing in 168 consecutive games ... Intercepted 26 passes, recovered 15 fumbles and scored nine touchdowns ... Also handled deep snapping on punts and kicks ... Was an All-State QB at Cleveland High School in Shelby, North Carolina ... Was the Outland Trophy winner as college football's outstanding lineman as a senior at the University of Minnesota in '62 ... Played on the College All-Star team that defeated the Green Bay Packers in '63 ... Is enshrined in the College Football and Missouri Sports Halls of Fame ... No Chief will ever wear his number 78 ... Born June 17, 1940, in Shelby, North Carolina ... Resides in Kansas City where he does marketing for Factory Motor Parts.



### **Willie Lanier, Middle Linebacker, 1967-77**

Inducted Chiefs Hall of Fame 1985

Inducted Pro Football Hall of Fame 1986



As part of the Pro Football Hall of Fame's Class of '86, he became the second Chiefs player to be enshrined in Canton ... Named to the NFL's 75th Anniversary All-Time Team in '94 ... Chiefs starting middle linebacker for 11 years, he possessed a ferocious tackling style that made him a feared run-stopper ... Was intelligent and disciplined as the quarterback of the Chiefs vaunted defense ... Also had the speed and agility that helped him grab 27 career interceptions, good for the eighth-most ever by a Chief ... His 15 fumble recoveries tie for the third-highest total in club history ... A second-round draft choice in '67, he missed just five games during his pro career, which spanned 149 contests ... Played in two AFL All-Star games and six AFC-NFC Pro Bowls ... Named MVP of the '71 Pro Bowl ... Helped Chiefs to their only World Championship, a Super Bowl IV victory over Minnesota ... Became starter four games into his rookie season ... Named the '72 NFL Man of the Year as the outstanding pro football player-citizen ... Was nicknamed "Honey Bear" because he looked and acted friendly, but was ravenous on the field ... Inducted into the College Football Hall of Fame in 2000 ... His number 63 has been retired by the Chiefs ... Attended Maggie L. Walker High School in Richmond, Virginia ... Was a two-time Small College All-America pick at Morgan State ... Named Tangerine Bowl MVP ... Graduated from Morgan State with a B.S. in administration ... Born August 21, 1945, in Clover, Virginia ... Lives in Richmond, where he is President of First Wheat Securities.





**Len Dawson, Quarterback, 1962-75**  
 Inducted Chiefs Hall of Fame 1979  
 Inducted Pro Football Hall of Fame 1987

Heart and soul of Texans/Chiefs franchise during his illustrious career ... During his tenure as the team's field general, he helped make the Chiefs one of pro football's premier teams and wound up among the elite passers in the game's history ... Under his guidance, the Chiefs were perennial contenders and won the AFL Championships in '62, '66 and '69 ... Was MVP of Super Bowl IV when he directed Kansas City to a win over the heavily-favored Minnesota Vikings ... Won the AFL passing title four times and still holds Chiefs career marks for passer rating (83.2), attempts (3,696), completions (2,115), passing yards (28,507) and touchdowns (237) ... Started his pro career with the Pittsburgh Steelers as a first-round pick in '57, then landed with the Cleveland Browns before ending up with the Texans in '62 ... Named to six AFL All-Star teams and one Pro Bowl squad ('72) ... AFL Player of the Year in '62 ... Played in 183 career regular season games, making 159 starts, the most-ever by a Chiefs QB ... Completed 2,136 of 3,741 passes (57.1%) for 28,711 yards with 239 touchdowns and 183 interceptions, while rushing for 1,293 yards and nine scores on 294 carries ... Named the '73 NFL Man of the Year as the outstanding pro football player-citizen ... Nicknamed "Lenny the Cool" ... Led Big 10 in passing and total offense for three seasons at Purdue ... His number 16 has been retired by the Chiefs ... Does color commentary on the Chiefs Fox Football Radio Network and is the sports anchor at KMBC-TV in Kansas City ... Born June 20, 1935 in Alliance, Ohio.



**Buck Buchanan, Defensive Tackle, 1963-75**  
 Inducted Chiefs Hall of Fame 1981  
 Inducted Pro Football Hall of Fame 1990



Became the third member of the Chiefs feared defense of the late '60s and early '70s to enter the Pro Football Hall of Fame ... The first overall selection in the '63 AFL Draft, he became the prototype for future pro defensive linemen ... Combined perfect size (6-7, 270) with outstanding strength and deceptive speed (10.2 in the 100) ... Helped Kansas City win two AFL crowns and their only Super Bowl in '70 ... Had an eight-year stretch where he either went to the AFL All-Star game or the AFC-NFC Pro Bowl ... Was a unanimous All-AFL pick from '66-69 ... His teammates named him Chiefs MVP in '65 and '67 ... In '67 alone he batted down 16 passes at or behind the line of scrimmage ... Played in 182 career regular season games, including a stretch of 166 in a row ... Eddie Robinson, the legendary coach at Grambling where Buchanan was an NAIA All-America choice in '62, called him "the finest lineman I've ever seen." ... Was captain of both the football and basketball squads at Parker High

School in Birmingham, Alabama ... Played both offensive and defensive tackle at Grambling ... Inducted into the College Football Hall of Fame in '96 ... Owned All-Pro Construction Company and All-Pro Advertising in Kansas City ... His number 86 was retired by the Chiefs ... Given name was "Junious," but was known as "Buck" ... Born September 10, 1940 in Gainesville, Alabama, and died July 16, 1992, in Kansas City.



**Jan Stenerud, Placekicker, 1967-79**  
 Inducted Chiefs Hall of Fame 1992  
 Inducted Pro Football Hall of Fame 1991

The first pure placekicker to be inducted into the Hall of Fame and the fifth Chiefs player to make it to Canton ... Regarded by many as the best placekicker in pro football history ... Named to the NFL's 75th Anniversary All-Time Team in '94 and the Super Bowl Silver Anniversary Team in '90 ... Played 19 NFL seasons: Kansas City '67-79; Green Bay Packers '80-83; and Minnesota Vikings '84-85 ... Ranks sixth on the league's all-time scoring list with 1,699 points and is fourth in career field goals made with 373 ... Played in 186 regular season games with Kansas City, the third-highest tally in team history ... Still owns or shares nine Chiefs records, including field goals attempted in a career (436) and season (44), consecutive games played (186) and consecutive games scoring field goals (16) ... Hit a 48-yard field goal and two other FGs in Super Bowl IV victory over the Vikings ... Played in 263 pro games and never missed one because of injury or illness ... Played in two AFL All-Star games and four AFC-NFC Pro Bowls ... Named the Outstanding Offensive Player in the '72 Pro Bowl ... Was selected by the Chiefs in the third round of the 1966 AFL "redshirt" draft ... Attended Montana State University on a skiing scholarship ... Was an outstanding ski jumper in his native Norway ... His jersey number 3 has been retired by the Chiefs ... Born November 26, 1942 in Fetsund, Norway ... Is now director of business development for Howard Needles Tammen & Bergendorff, a Kansas City architectural firm ... A outstanding golfer, he plays in several celebrity tournaments each year.



**Lamar Hunt, Founder**

Inducted 1970

For bio, see pages 5-6 and 341

**Mack Lee Hill, Running Back, 1964-65**

Inducted 1971



Played running back with the Chiefs for just two seasons ('64-65) before tragically dying while undergoing knee surgery ... Made the Chiefs roster in '64 as a rookie free agent out of Southern University and wound up as the team's second-leading rusher that season with 567 yards and four touchdowns on 105 carries

... Played in the AFL All-Star game after his rookie campaign ... Gained 627 yards, second-most on the team, in his second pro season ... Saw duty in just 27 career games ... Nicknamed "The Truck" ... His number 36 is retired ... Born on August 17, 1940 in Quincy, Florida and died on December 12, 1965 in Kansas City.

**Jerry Mays, Defensive Tackle/Defensive End, 1961-70**

Inducted 1972

Was a force on the Chiefs' vaunted defensive line for 10 years ... Named to the All-Time AFL Team by the Pro Football Hall of Fame ... Was selected to play in the AFL All-Star game six times, following the '62 and '64-68 seasons ... Also made an appearance in the AFC-NFC Pro Bowl after the '70 campaign ...



Played in 140 games with the Chiefs after joining the club as a fifth-round pick of the Dallas Texans in the '61 AFL Draft ... Was a starter at left defensive end on the Chiefs Super Bowl IV championship team ... Broke into pro football as an offensive tackle during his rookie campaign before switching to defense later that year ... Wore number 75 ... Was a college standout at SMU ... Born November 24, 1939 in Dallas, Texas, and died on July 17, 1994 in Lake Lewisville, Texas.

**Fred Arbanas, Tight End, 1962-70**

Inducted 1973



Was considered one of pro football's finest tight ends during his nine seasons with the Texans/Chiefs ... Named to the All-Time AFL Team by the Pro Football Hall of Fame ... Was a five-time All-AFL choice, grabbing the honor from '62-65 and in '67 ... Was known for his tenacious blocking and courage ... Lost the sight in

one eye in an accident in December of '64, but came back strong to earn All-AFL accolades the following season ... Member of Kansas City's Super Bowl IV title team ... Played in 118 games, catching 198 passes for 3,101 yards and 34 touchdowns ... Was a seventh-round pick of the Texans after a stellar college career at Michigan State ... Wore jersey number 84 ... Born on January 14, 1939 in Detroit, Michigan.

**Johnny Robinson, Halfback/Safety, 1960-71**

Inducted 1974

Excelled as both a halfback ('60-61) and safety ('62-71) ... Named to the AFL's All-Time Team by the Pro Football Hall of Fame as a safety ... Was the third-leading interceptor in AFL history with 43 ... His 57 career interceptions rank second in team history ... Led the AFL in picks with 10 in '66 and topped the NFL in '70 with 10 ...



... Was a six-time All-AFL selection ('63-68) and played in the AFC-NFC Pro Bowl following the '70 season ... Played in 164 career games ... As a halfback during the franchise's first two seasons, he rushed for 658 yards and six TDs on 150 carries and caught 77 passes for 1,228 yards and nine scores ... Was a first-round pick of the Texans in '60 ... Was also a first-round pick of the NFL's Detroit Lions ... Wore number 42 ... Was a member of the Chiefs Super Bowl IV championship team and LSU's '59 National Championship squad ... Born September 9, 1938 in Delhi, Louisiana.

**Chris Burford, End, 1960-67**

Inducted 1975



Led Texans/Chiefs in pass receptions in four of his eight seasons: '61-63 and '65 ... Was an AFL All-Star in '61 and a first team All-AFL pick in '62 ... Played in 103 regular season contests ... Ranks third in franchise history in pass receptions (391) and fifth in receiving yards (5,525) ... His 55 career TD grabs are the second-

most in club annals ... Caught a team-record 12 TD passes during the '62 season ... Member of two AFL championship squads ... Wore jersey number 88 ... Joined Texans as a first-round pick in '60 ... As a senior at Stanford in '59, he set an NCAA record with 61 catches ... Was enshrined in the College Football Hall of Fame in '95 ... Born January 31, 1938 in Oakland, California.

**E.J. Holub, Center/Linebacker, 1961-70**

Inducted 1976

One of the most fiery competitors in franchise history ... Distinguished himself as both a linebacker ('61-67) and center ('68-70) ... Named to five AFL All-Star affairs as a linebacker, following the '61-62 and '64-66 seasons ... Was known as the Chiefs' "Holler Guy" ... Was a starter at center on Kansas City's Super Bowl IV title team ...



Played in 127 games after joining the Chiefs as a first-round draft pick of the Texans in '61 ... Made nine career interceptions ... Is one of the best players to ever come out of Texas Tech, where his career earned him a place in the College Football Hall of Fame in '86 ... Born January 5, 1938 in Schulenburg, Texas.

**Jim Tyrer, Tackle, 1961-73**  
Inducted 1977



Considered by many to be the finest offensive tackle of his era ... Was selected to the AFL All-Star team or AFC-NFC Pro Bowl nine times ... Named to the All-Time AFL Team by the Pro Football Hall of Fame ... Was a starter in each of his 13 pro seasons, playing in 180 games ... His string of 180 straight games played is the third-longest streak in club history ... Named AFL Offensive Lineman of the Year in '69 ... Was a starter at left tackle on the Chiefs Super Bowl IV squad ... Wore number 77 ... Also played one season with the Washington Redskins in '74 ... Was a college All-America choice at Ohio State and was chosen by the Texans in the third round of the '61 AFL Draft ... Born February 25, 1939 in Newark, Ohio and died on September 15, 1980 in Kansas City.

**Mike Garrett, Running Back, 1966-70**  
Inducted 1978

Spent five very productive seasons with the Chiefs before finishing his NFL career with the San Diego Chargers ('70-73) ... Is the fourth-leading rusher in Chiefs history, churning out 3,246 yards and 23 touchdowns on 736 carries ... Also caught 141 passes for 1,231 yards and seven scores

... Led team in rushing three times, including the '67 season when he gained 1,087 yards ... Was an All-AFL choice in '66-67 ... Scored a five-yard TD against the Minnesota Vikings in Super Bowl IV victory ... Wore jersey number 21 ... Winner of the '65 Heisman Trophy ... Inducted into the College Football Hall of Fame in '85 ... Started Southern Cal's long legacy of talented tailbacks and is currently the Athletic Director at his alma mater ... Was selected by Kansas City in the 20th round of the '66 AFL Draft ... Born April 12, 1944 in Los Angeles.



**Len Dawson, Quarterback, 1962-75**  
Inducted 1979

For bio, see page 342

**Bobby Bell, Linebacker, 1963-74**  
Inducted 1980

For bio, see page 341

**Buck Buchanan, Defensive Tackle, 1963-75**  
Inducted 1981

For bio, see page 342

**Otis Taylor, Wide Receiver, 1965-75**  
Inducted 1982



Was one of the best and most exciting wide receivers of his era ... Played in one AFL All-Star game after the '66 season and two AFC-NFC Pro Bowls, following the '71-72 campaigns ... Played in 130 regular season games, establishing Chiefs career records for receiving yards

(7,306), receiving touchdowns (57) and 100-yard games (20) ... His 410 career receptions rank second in team history ... Twice topped the 1,000-yard receiving mark in a season, getting 1,297 in '66 and 1,110 in 1971 ... Led Chiefs in pass receptions on five occasions ('66-67 and '70-72) ... Hauled in a dazzling 46-yard TD pass helping the Chiefs upend the Minnesota Vikings in Super Bowl IV ... Wore number 89 as a Chief ... Had his college number 17 retired by Prairie View A&M ... Was a fourth-round pick of the Chiefs in the '65 AFL Draft ... Spent several years as a scout for the Chiefs following his playing career ... Born August 11, 1942 in Houston, Texas.

**Ed Budde, Guard, 1963-76**  
Inducted 1984

Was the finest offensive guard to play in the AFL ... Was named to the AFL's All-Time Team by the Pro Football Hall of Fame ... Was named to play in the AFL All-Star game or AFC-NFC Pro Bowl seven times, following the '63 and '66-71 seasons ... Was a starter during each of the Chiefs two Super Bowl appearances ... His 14 seasons with the Chiefs are the second-most in team history ... Saw action in 177 career regular season games ... Was a first team All-AFL pick in '66 and '69 ... His son, Brad, played for the Chiefs from '80-86 ... Selected by Kansas City in the first round of the '63 AFL Draft ... Was a college standout at Michigan State ... Wore jersey number 71 ... Born November 2, 1940 in Highland Park, Michigan.



**Willie Lanier, Middle Linebacker, 1967-77**  
Inducted 1985

For bio, see page 341

**Emmitt Thomas, Cornerback, 1966-78**  
Inducted 1986



Was one of the finest cornerbacks of his era ... Owns the Chiefs all-time interception record with 58, which places him ninth on the NFL's all-time list ... Led the NFL in interceptions in '74 with a team-record 12, just two shy of the league's single-season mark ... Led the AFL with nine picks in '69 ... Played in 181 career regular season games, the sixth-highest total in club annals ... Returned five interceptions for touchdowns ... Had an interception in the Chiefs Super Bowl IV triumph over the Minnesota Vikings ... Made the Chiefs as an undrafted free agent from Bishop College in Dallas ... Wore jersey number 18 ... Born June 3, 1943 in Angleton, Texas ... Is currently the defensive backs coach of the Atlanta Falcons.

**40TH FACT**

G Ed Budde ('63) and his son G Br ('80) were both Chiefs first-round dra



**Hank Stram, Head Coach, 1960-74**  
Inducted 1987



Commanded the Chiefs on-field fortunes for 15 years, posting a regular season record of 124-76-10 (.614) ... Garnered a reputation as one of the game's most imaginative offensive minds ... Became the Texans head coach during the AFL's initial '60 campaign and directed the franchise to three AFL titles and two Super Bowl appearances, including the World Championship '69 season ... Known as "The Mentor" ... Put together a string of nine consecutive winning seasons ... Was honored as either the AFL or AFC Coach of the Year four times: '62, '66, '68 and '70 ... Was an assistant coach at the University of Miami before being named the Texans head coach ... Was also a college assistant at Purdue, SMU and Notre Dame ... Won seven letters as an athlete at Purdue, three in football and four in baseball ... Born January 3, 1924 in Chicago, Illinois.

**Jerrel Wilson, Punter, 1963-77**  
Inducted 1988

Considered one of the top punters to ever play the game ... Was named to the All-Time AFL team by the Pro Football Hall of Fame ... Played more seasons (15) than any player in team history, while his 203 games played rank second in club annals ... Owns franchise records for most punts in a career (1,014), average yardage in a career (43.6), season (46.1) and game (56.4) ... Owns the NFL record for most seasons leading the league in punting average, doing so four times ('65, '68, '72-73) ... Known as "Thunderfoot" ... Had four career punts over 70 yards ... Named to three AFC-NFC Pro Bowl squads ... Was a center at Southern Mississippi University ... Wore number 44 ... Played some running back early in his pro career ... Spent one season with the New England Patriots in '78 ... Drafted by Kansas City in the 11th round of the 1963 AFL Draft ... Born October 4, 1941 in New Orleans, Louisiana.



**Ed Podolak, Running Back, 1969-77**  
Inducted 1989



Is one of the toughest, most hard-nosed players to ever don a Chiefs uniform ... Played in 104 regular season games (66 starts) ... Is the Chiefs second all-time leading rusher with 4,451 yards and 34 TDs on 1,158 carries ... Was also an excellent pass receiver and return man ... Caught 288 passes for 2,456 yards and six scores while averaging 8.6 yards per punt return and 20.5 yards per kickoff return ... His 8,178 career combined yards are the second-most in club history ... Had one of the finest all-around performances in pro football history on Christmas Day '71, when he had an NFL single-game postseason record 350 total yards in a double OT playoff loss to

Miami; had 85 rushing yards, 110 receiving and 155 on returns ... Led Kansas City in rushing five times, in receiving three and punt returns three ... Wore jersey number 14 ... Selected by the Chiefs in the second round of the 1969 draft ... Played QB and RB at the University of Iowa ... Born September 1, 1947 in Atlantic, Iowa.

**Jim Lynch, Linebacker, 1967-77**  
Inducted 1990

Teamed with Pro Football Hall of Famers Willie Lanier and Bobby Bell to form one of the finest linebacker trios the game has ever seen ... The trio played together for eight memorable seasons ('67-74) ... Played in 151 games, including a string of 148 in a row ... Manned the right



linebacker spot, where he recorded 17 interceptions and 14 fumble recoveries, which is the sixth-most in franchise history ... Had four seasons where he recorded three interceptions and two campaigns with three fumble recoveries ... Helped Chiefs to huge victory over the Minnesota Vikings in Super Bowl IV, making four tackles ... Played in AFL All-Star game following the 1968 season ... Was the co-captain of Notre Dame's 1966 National Championship team and won the Maxwell Award as the nation's outstanding defensive player ... Enshrined in the College Football Hall of Fame in '92 ... Wore jersey number 51 ... Was a second-round pick of Kansas City in '67 ... Born August 28, 1945 in Lima, Ohio.

**Abner Haynes, Running Back, 1960-65**  
Inducted 1991



Exciting running back and return specialist who still owns eight franchise records, including most points in a game (30), most touchdowns in a season (19), most touchdowns in a game (five), highest career average gain rushing (4.84), most rushing touchdowns in season (13) and game (four), as well as most combined yards in a career (8,442) ... Played in 70 regular season games ... Led club in rushing four times: '60-62 and '64 ... Selected as the AFL's first Player of the Year in '60 when he led the league with 875 rushing yards ... Became the franchise's initial 1,000-yard rusher, getting 1,049 during the '62 AFL title season ... Named All-AFL from '60-62 ... In '65 he was traded to the Denver Broncos, where he spent two seasons ... Also played with the New York Jets and Miami Dolphins ... Originally a first-round pick of the Oakland Raiders in '60 ... Wore jersey number 28 ... Was a college standout at North Texas ... Born September 19, 1937 in Denton, Texas.

**Jan Stenerud, Placekicker, 1967-79**  
Inducted 1992  
For bio, see page 342

**Sherrill Headrick, Linebacker, 1960-67**  
Inducted 1993



Hard-nosed, all-giving linebacker whose teammates called him "Psycho" for his rambunctious nature and style of play ... Named to five All-AFL squads ('61-62, '64-66) ... Played in 108 regular season contests and made five AFL All-Star games as one of the league's best middle linebackers ...

Played one season at offensive guard, center and linebacker in Canada ('59) before joining the Texans for the initial AFL season ... Left TCU after three seasons ... Signed with the Texans as a free agent ... Had 14 interceptions during his eight-year Texans/Chiefs career, returning three for touchdowns ... Played in '62 and '66 AFL title game wins and Super Bowl I ... Was selected by the Cincinnati Bengals in the '68 AFL Expansion Draft and played with that club for one season ... Wore number 69 ... Born March 13, 1937 in Waco, Texas.

**Jack Rudny, Center, 1969-82**  
Inducted 1994

Was regarded as one of the NFL's finest centers during the '70s ... Determination, guts, toughness and humorous are probably the four best words that describe him ... Was the AFC's starting center in the Pro Bowl four straight times, following the '73-76 seasons ... Played in 178 games with the Chiefs, the third-most ever by a Kansas City



offensive lineman, while his 171 starts are the most ever by a Chiefs player ... Put together an incredible string of 144 straight games played, beginning with the '70 season and lasting through the entire decade ... A fourth-round draft choice in '69, he missed the Chiefs Super Bowl season as a result of a back injury suffered in the College All-Star game following his senior year at Northwestern University ... Played both center and defensive tackle at Northwestern ... Wore jersey number 58 ... Born November 20, 1947 in Cleveland, Ohio.

**Curtis McClinton, Running Back/Tight End, 1962-69**  
Inducted 1995



Is the sixth-leading rusher in franchise history ... Was one of the early stars of the AFL ... Had 762 rushing attempts for 3,124 yards and 18 touchdowns ... Also caught 154 passes for 1,945 yards and 14 scores ... Played in 107 regular season games and made three AFL All-Star games, following the '62 and '66-67 seasons ... Was named the

Outstanding Player of the '62 affair ... Was a member of both Chiefs Super Bowl teams and all three AFL title clubs ... Was named the AFL Rookie of the Year in '62, when he rushed for 604 yards and caught 29 passes for 333 yards ... Was the first AFL player to score a TD in a Super Bowl, catching a seven-yard pass in the second quarter of Super Bowl I ... Was a backup tight end on the Super Bowl IV championship squad ... Selected as a future choice by the Texans in the 14th round of the '61 AFL Draft ... Rushed for 1,377 yards as a college halfback at the University of Kansas ... Wore number 32 ... Born June 25, 1939 in Muskogee, Oklahoma.

**Deron Cherry, Safety, 1981-91**  
Inducted 1996



Is one of the most celebrated and popular players in franchise history ... Was the finest free safety in the AFC throughout the '80s, grabbing six straight Pro Bowl berths following the '83-88 seasons, including five as a starter in the game ... Was selected to the Chiefs 25-Year Anniversary Team in '87 ... Entered the pro ranks as a rookie free agent punter, making him one of the most successful free agents in NFL history ... Owner of six 100-tackle seasons ... In 148 career games (124 starts), had 927 tackles, 50 interceptions, 15 fumble recoveries and three touchdowns ... Ranks third on the team's all-time interception list ... Led Chiefs in tackles four times and in interceptions on six occasions ... Won AFC interception title in 1986 with nine ... Wore jersey number 20 ... Was a strong safety and punter at Rutgers University and was a high school quarterback ... Born September 12, 1959 in Palmyra, New Jersey ... Is one of nine partners of the NFL's Jacksonville Jaguars.

**Dave Hill, Tackle, 1963-74**  
Inducted 1997



Exceptional offensive tackle manned the right side of the Chiefs line for 12 superb seasons ... Was a member of two AFL championship teams ('66 and '69) and both Chiefs squads that went to the Super Bowl ... Was the starting right tackle in Kansas City's Super Bowl IV victory over the Minnesota Vikings ... Played in 150

regular season games and did not miss a contest for nine straight seasons ('64-72) ... Was considered one of the game's best pass protectors during his career ... Wore jersey number 73 ... Selected by Kansas City in the 24th-round of the '63 AFL Draft ... Was an outstanding collegiate tackle at Auburn University ... Born February 1, 1941 in Lanett, Alabama.

**Art Still, Defensive End, 1978-87**  
Inducted 1998



Was a force against the run as well as an unstoppable pass rusher ... Was a four-time Pro Bowl selection, following the '80-82 and '84 seasons ... Named the Chiefs Most Valuable Player twice ('80 and '84) ... Started all 136 appearances he made in a Kansas City uniform ... Is third on the Chiefs all-time sack list with

72.5 ... Also made 992 tackles and 11 fumble recoveries ... Led team in sacks on six occasions and topped the team's tackle chart three times ... Recorded a Pro Bowl-record 85-yard fumble return TD in the '85 game ... Had two seasons ('80 and '84) with 14.5 sacks ... Was the second overall player taken in the '78 NFL Draft (Houston RB Earl Campbell was the first) ... Was traded to Buffalo in '88 where he played two years ... Was the Southeastern Conference Player of the Year as a senior at the University of Kentucky ... Wore jersey number 67 ... Born December 5, 1955 in Camden, New Jersey.

**Lloyd Burruss, Safety, 1981-91**  
Inducted 1999



The first Chief to ever be the Mack Lee Hill Award winner ('81), the team's MVP ('85) and a member of the Chiefs Hall of Fame ... Was one of the premier strong safeties in the NFL throughout the '80s ... Played in 145 regular season games (103 starts) ... During that decade, he averaged 63 tackles per season, while recording 20 interceptions

and scored five touchdowns ... Gained league-wide recognition in '86 with his only Pro Bowl berth ... Was Kansas City's starting strong safety from '81-88 ... Returned four of his 22 interceptions for a touchdown ... Only Bobby Bell (six), Emmitt Thomas (five) and Jim Kearney (five) have returned more interceptions for scores in Kansas City history ... Owns team record for interception return yardage (115) in a game ... Is co-holder of NFL and team records for interceptions returned for a touchdown in a game with two (KC's Jim Kearney and 19 others share league mark) ... Extremely productive player produced 628 tackles, 22 interceptions, seven fumble recoveries and 3.5 sacks in 145 career games (103 starts) ... Was a four-year starter at the University of Maryland ... Wore jersey number 34 ... Born October 31, 1957 in Charlottesville, Virginia.

**Christian Okoye, Running Back, 1987-92**  
Inducted 2000

Unquestionably the most powerful runner ever to wear the Red and Gold ... Nicknamed "The Nigerian Nightmare" ... Doled out plenty of punishment during his six seasons with Kansas City and powered his way to the most rushing yards (4,897) in Chiefs history ... Also holds team records for career rushing attempts (1,246), attempts



in a season (370 in '89), attempts in a game (38) and career 100-yard games (14) ... Racked up those numbers in just 79 games (65 starts) ... Became just the second Chief ever to lead the league in rushing, gaining an NFL-best 1,480 yards in '89 ... His 40 career rushing TDs are just four shy of Marcus Allen's team record, as well ... Just the second Chiefs player ever to earn the club's Mack Lee Hill Award ('87), team MVP honors ('89) and be enshrined in the Chiefs Hall of Fame ... Was a Pro Bowl pick following the '89 and '91 seasons ... Originally came to the United States in '82 to compete in track and field at Azusa Pacific ... Joined the Azusa football squad in '84 and after just three seasons of organized football was a second-round draft choice of Kansas City in '87 ... Wore number 35 ... The name Okoye in Nigerian means "Blessed on Sundays" ... Born August 16, 1961 in Enugu, Nigeria.

**40TH FACT**

Three members of the Chiefs Hall of Fame were born outside the United States: Stenerud (Festund, Norway), Christian Okoye (Enugu, Nigeria) and John Alt (Stuttgart, Germany). The state of Texas has produced six Chiefs Hall of Fame players, more than any other state.



**Derrick Thomas, Linebacker, 1989-99**  
Inducted 2001



Pass rusher extraordinaire spent 11 glorious seasons in a Kansas City uniform ... Served as the heart and soul of the Chiefs franchise during that span ... Known simply as "D.T." ... Was not only a bona fide star in terms of his contributions on the field, but also illuminated countless lives through his charitable efforts ... Received the

'93 NFL Man of the Year Award, the '95 Byron "Whizzer" White Award and was named former President George Bush's "832nd Point of Light" ... On the field, was one of the most dominant defensive players of his day thanks to his patented sack-and-strip maneuver ... Established Chiefs career records for sacks (126.5), safeties (3), fumble recoveries (18) and forced fumbles (45) ... His 126.5 sacks were the fourth-highest total ever by a linebacker at the time of his death ... Produced a club-record 20.0 sacks in '90, included an NFL-record seven sacks in a single game ... The only player in Chiefs history to see action in three different decades with his final contest coming on January 2, 2000 ... Saw duty in 169 games (157 starts) and owns a share of another franchise mark with 10 career playoff appearances ... Won the Mack Lee Hill Award as a rookie in '89 ... Produced nine consecutive Pro Bowl berths following the '89-97 seasons, the most of any player in Chiefs history ... Was the initial two-time winner ('91, '94) of the club's MVP trophy which now bears his name ... Born January 1, 1967 in Miami, Florida and died on February 8, 2000 in Miami, Florida following a serious auto accident on January 23, 2000 in Kansas City.

**John Alt, Tackle, 1984-96**  
Inducted 2002

Monumental Minnesotan anchored Kansas City's offensive line for 13 seasons from his left tackle post ...

The stoic standard-bearer by which all future Kansas City left tackles will be judged ... Played a prodigious part in the resurgence of the Chiefs franchise in the '90s ... Jim Tyrer (180) was the only offensive lineman in team history to play in more games than Alt (179) ... Started 149 of those games and owns a share of a franchise record by making 10 career playoff appearances, including the '93 AFC Championship Game ... Earned back-to-back Pro Bowl trips following the '92 and '93 seasons ... An All-Pro pick in '90-91 ... A prolific pass protector, also helped Kansas City perennially produce some of the best rushing numbers in the '90s ... The Chiefs led the NFL in rushing for the first time in team history in '95 and produced five top 10 finishes during his tenure ... Wore jersey number 76 ... Was a first round draft choice out of Iowa in '84, the third offensive lineman selected overall ... Born May 30, 1962 in Stuttgart, Germany.



**40TH FACT**

Derrick Thomas was born Jan. 1, same day the Chiefs beat Buffalo to a Super Bowl I.



## OTHER HALL OF FAMERS

**Mike Webster, Center, 1989-90**  
Enshrined Pro Football Hall of Fame 1997



Concluded his storied 15-year NFL career with two seasons in Kansas City ('89-90), but will be remembered by most for his 13 seasons ('74-88) with the Pittsburgh Steelers ... Regarded by many as the greatest center to ever play the game ... Noted for not only his strength, toughness,

and durability, but also his character ... A fifth-round draft pick of the Pittsburgh Steelers out of the University of Wisconsin in '74, went on to become one of the most dominating and durable offensive linemen of his era ... Played in 245 career games (207 starts), tying the NFL record for most contests ever played by a center ... Only five other players in league history have seen action in more games ... A member of Pittsburgh's teams which claimed wins in Super Bowls IX, X, XIII, and XIV ... A nine-time Pro Bowler and six-time All-Pro selection ... Named to both the NFL's 75th Anniversary All-Time Team and the NFL's Silver Anniversary Super Bowl squad ... Born in Tomahawk, Wisconsin on March 18, 1952.

**Note:** Pro Football Hall of Fame 2000 enshrinee Ronnie Lott never played in a regular season game for Kansas City, but retired as a member of the Chiefs in the '95 preseason.

**Joe Montana, Quarterback, 1993-94**  
Enshrined Pro Football Hall of Fame 2000



Perhaps the finest quarterback ever to step under center in pro football history ... Concluded his masterful 16-year NFL tenure with two playoff seasons in Kansas City ('93-94) ... Spent 14 seasons ('79-92) in San Francisco and guided the 49ers to wins in Super Bowls XVI, XIX, XXIII and XXIV, earning

game MVP honors three times (XVI, XIX and XXIV) ... The NFL's Most Valuable Player in '89 ... Earned eight Pro Bowl bids and led the league in passing in both '87 and '89 ... The king of the late-game heroics, exhibited his "Montana Magic" with 31 career fourth-quarter comebacks ... In '93, guided the Chiefs to their first AFC West title since '71 with an 11-5 mark ... Led Kansas City on a remarkable playoff run in '93 which concluded in Kansas City's first-ever trip to the AFC Championship Game ... Also took the Chiefs to the playoffs in '94, throwing for 314 yards in his final NFL game, a 27-17 postseason loss at Miami ... Played in 192 regular season NFL games with 164 starts and started 23 career playoff games ... Retired April 18, 1995, and at that time ranked fourth in NFL history in passing yards (40,551), attempts (5,391) and TD passes (273) ... Named to NFL's 75th Anniversary All-Time Team ... Born in New Eagle, Pennsylvania on June 11, 1956.

**Marv Levy, Head Coach, 1978-82**  
Enshrined Pro Football Hall of Fame 2001



Just the 11th modern-era head coach to be elected to the Pro Football Hall of Fame ... The only coach in NFL history to guide his squad to four consecutive Super Bowls ... Spent 16½ seasons as NFL head coach, compiling a 143-112 regular season record with the Chiefs and Bills ... Produced a 31-42 record with Kansas City from '78-82 ... Joined the Chiefs after serving a five-year stint as the head coach of the CFL's Montreal Alouettes ... After inheriting a team that was coming off a 2-12 season in '77, he installed a Wing-T offense with the Chiefs in '78 and the club made steady improvement going 4-12 in '78, 7-9 in '79 and 8-8 in '80 ... In '81, the Chiefs finished 9-7, marking the team's first winning campaign since '73 ... His final year in Kansas City was a strike-shortened 3-6 campaign in '82 ... A veteran of three professional leagues, served one year as head coach of the USFL's Chicago Blitz in '84 ... Took over the Buffalo Bills midway through the

'86 season and produced to post a franchise-best 112-70 regular season record and an 11-8 postseason mark with that club from '86-97 ... Under his guidance, the Bills won six AFC East titles, four AFC Championships and represented the AFC in Super Bowls XXV, XXVI, XXVII and XXVIII ... Born in Chicago, Illinois on August 3, 1925.

### CHIEFS IN THE COLLEGE FOOTBALL HALL OF FAME

Thirteen players who spent a portion of their professional football career with either the Kansas City Chiefs or Dallas Texans have been enshrined in the College Football Hall of Fame, which is located in South Bend, Indiana.

PLAYER	COLLEGE POSITION	COLLEGE (YEARS)	ENSHRINED
Marcus Allen	Running Back	Southern California (1978-81)	2001
Bobby Bell	Defensive Tackle	Minnesota (1960-62)	1991
Buck Buchanan	Off./Def. Tackle	Grambling (1960-62)	1996
Brad Budde	Tackle	Southern California (1976-79)	1999
Chris Burford	End	Stanford (1957-59)	1995
Joe Delaney	Running Back	Northwestern (La.) State (1977-80)	1997
Randy Duncan	Quarterback	Iowa (1956-58)	1998
Kenny Gamble	Running Back	Colgate (1984-87)	2002
Mike Garrett	Halfback	Southern California (1963-65)	1985
E.J. Holub	Center	Texas Tech (1958-60)	1986
Willie Lanier	Linebacker	Morgan State (1964-66)	2000
Jim Lynch	Linebacker	Notre Dame (1964-66)	1992
Gary Spani	Linebacker	Kansas State (1974-77)	2003

**Note:** Players are officially enshrined in the Hall the year following their selection.

# ALL-TIME ROSTER

Player	Pos.	Jersey(s) Worn	College	Year(s) Played	Year(s) Started
<b>A</b>					
Abell, Bud	LB	52	Missouri	1966-68	
Acker, Bill	NT/DE	64, 74	Texas	1982, 87	
Adams, Mike	RB	1	Northwestern	1971-72	
Adams, Tony	QB	11	Utah State	1975-78	
Adams, Vashone	S	26	Eastern Michigan	1998	
Adickes, Mark	G	61	Baylor	1986-89	1986-89
Adkins, Kevin	C	65	Oklahoma	1987	
Agajanian, Ben	K	3	New Mexico	1961	
Agee, Tommie	RB	32	Auburn	1989	
Aguiar, Louie	P	5	Utah State	1994-98	1994-98*
Ale, Arnold	LB	56	UCLA	1994	
Alexander, Derrick	WR	82	Michigan	1998-01	1998-01
Alford, Darnell	T	72	Boston College	2000-01	
Allen, Marcus	RB	32	Southern California	1993-97	1993-96
Allen, Nate	CB	48	Texas Southern	1971-74	1973-74
Allen, Taje	CB	26	Texas	2001	
Allotey, Victor	G	69	Indiana	2001	
Alt, John	T	76	Iowa	1984-96	1987-96
Anders, Kimble	FB	38	Houston	1991-00	1993-98, 00
Anderson, Curtis	DE	90	Central State (Ohio)	1979	
Anderson, Darren	CB	44	Toledo	1994-97	
Anderson, Erick	LB	50	Michigan	1992-93	
Andrews, Billy	LB	53	Southwest Louisiana	1976-77	1976-77
Andrusyshyn, Zenon	P	7	UCLA	1978	1978*
Ane, Charlie	C	56	Michigan State	1975-80	
Arbanas, Fred	TE	84	Michigan State	1962-70	1962-70
Arnold, Jim	P	6	Vanderbilt	1983-85	1983-85*
Arnold, Walt	TE	87	New Mexico	1984-87	1985-86
Ashley, Walker Lee	LB	54	Penn State	1989	1989
Atkins, Larry	S/LB	35, 50	UCLA	1999-01	
Auer, Scott	G/T	68	Michigan State	1984-85	1985
Austin, Hise	CB	21	Prairie View	1975	
Avery, Ken	LB	53	Southern Mississippi	1975	

<b>B</b>					
Baab, Mike	C	60	Texas	1992	
Baber, Billy	TE	45	Virginia	2001	
Bailey, Mark	RB	39	Cal State Long Beach	1977-78	1977-78
Bailey, Victor	WR	85, 88	Missouri	1995-96	
Baker, Jon	K	12	Arizona State	1999	
Baldinger, Gary	DE	91	Wake Forest	1986-88	
Baldinger, Rich	T	77	Wake Forest	1983-92	1987-88, 90-92
Barbaro, Gary	S	26	Nicholls State	1976-82	1976-82
Barker, Bryan	P	4	Santa Clara	1990-93	1990-93*
Barndt, Tom	DT/G	71	Pittsburgh	1996-99	1998-99
Barnes, Charley	E	82	Northeast Louisiana	1961	
Barnes, Lew	WR/KR	80	Oregon	1989	
Barnes, Pat	QB	17	California	1997	
Barnett, Tim	WR	82	Jackson State	1991-93	1991
Bartee, William	CB	24	Oklahoma	2000-01	
Barton, Jim	C	50	Marshall	1960	1960
Bartrum, Mike	TE	87	Marshall	1993	
Baugh, Tom	C	58	Southern Illinois	1986-88	1987-88
Bayless, Martin	S	21, 30	Bowling Green	1992-93, 95-96	1992-93
Beathard, Pete	QB	10	Southern California	1964-67, 73	
Beckman, Ed	TE	85	Florida State	1977-84	1983
Beisel, Monty	DE	96	Kansas State	2001	
Beisler, Randy	G	64	Indiana	1975	
Bell, Billy	CB	40	Lamar	1991	
Bell, Bobby	LB	78	Minnesota	1963-74	1963-74
Bell, Mike	DE	99	Colorado State	1979-85, 87-91	1981-85, 87-89
Belser, Ceasar	DB	24	Arkansas AM&N	1968-71	
Belser, Jason	S	29	Oklahoma	2001	
Belton, Horace	RB	35	Southeast Louisiana	1978-81	
Bennett, Donnell	RB	30	Miami (Fla.)	1994-00	1998
Bentley, Scott	K	9	Florida State	1999	
Bergey, Bruce	TE	84	UCLA	1971	
Bernet, Ed	E	85	Southern Methodist	1960	
Bernhardt, Roger	G	68	Kansas	1975	
Best, Keith	LB	55	Kansas State	1972	
Biodrowski, Dennis	G	61	Memphis State	1963-67	
Birden, J.J.	WR	88	Oregon	1990-94	1992-94
Bishop, Sonny	G	66	Fresno State	1962	
Black, James	DE	67	South Carolina State	1987	

Player	Pos.	Jersey(s) Worn	College	Year(s) Played	Year(s) Started
Blackledge, Todd	QB	14	Penn State	1983-87	1984-86
Blackshear, Jeff	G	60	NE Louisiana	2000	2000
Blakely, Robert	WR	83	North Dakota State	1982	
Blanton, Jerry	LB	57	Kentucky	1979-85	1981-84
Blaylock, Derrick	RB	23	Stephen F. Austin	2001	
Bledsoe, Curtis	RB	30	San Diego State	1981-82	
Blundin, Matt	QB	14	Virginia	1992-95	
Bolden, Juran	CB	43	Mississippi Delta, J.C.	1999	
Bono, Steve	QB	13	UCLA	1994-96	1995-96
Booker, Vaughn	DE	99	Cincinnati	1994-97	1995-97
Bookman, John	DB	22	Miami (Fla.)	1960	
Boydston, Max	E	81	Oklahoma	1960-61	1960-61
Branch, Mel	DE	87	Louisiana State	1960-65	1960-65
Brannon, Solomon	DB	38	Morris Brown	1965-66	
Briggs, Bob	DE	84	Heidelberg	1974	
Brockington, John	RB	43	Ohio State	1977	1977
Brooker, Tommy	E/K	81	Alabama	1962-66	1962-66*
Brooks, Bucky	CB	45	North Carolina	1997-98	
Brown, Aaron	DE	87	Minnesota	1966-72	1968-71
Brown, Eric	WR	86	Tulsa	1987	
Brown, Larry	T	79	Miami (Fla.)	1978-79	
Brown, Theotis	RB	27	UCLA	1983-84	1983-84
Browning, John	DE/DT	93	West Virginia	1996-01	1997-98, 00-01
Brunson, Larry	WR	83	Colorado	1974-77	1976-77
Bryant, Bob	E	89	Texas	1960	1960
Bryant, Trent	CB	45	Arkansas	1982-83, 87	
Buchanan, Buck	DT	86	Grambling	1963-75	1963-75
Budde, Brad	G	66, 71	Southern California	1980-86	1981-86
Budde, Ed	G	71	Michigan State	1963-76	1964-74
Burford, Chris	E	88	Stanford	1960-67	1960-67
Burgmeier, Ted	S	48	Notre Dame	1978	
Burks, Ray	LB	59	UCLA	1977	
Burruss, Lloyd	S	34	Maryland	1981-91	1981-88
Bush, Lew	LB	51, 56	Washington State	2000-01	2000-01
Butler, Gary	TE	82	Rice	1973	
Butler, Gerald	WR	86	Nicholls State	1977	

**C**

Cadrez, Glenn	LB	51	Houston	2001	
Cadwell, John	G	61	Oregon State	1961	
Cancik, Phil	LB	56	Northern Arizona	1981	
Cannon, Billy	TE	80	Louisiana State	1970	
Cannon, Mark	C	70	Texas-Arlington	1989	
Carlson, Dean	QB	9	Iowa State	1972-74	
Carolan, Reg	E	80	Idaho	1964-68	
Carruth, Paul Ott	RB	30	Alabama	1989	
Carson, Carlos	WR	88	Louisiana State	1980-89	1982-88
Carter, Dale	CB	34	Tennessee	1992-98	1992-98
Carter, M.L.	CB	42	Cal State-Fullerton	1979-81	1979
Carter, Perry	CB	22	Southern Mississippi	1995	
Case, Frank	DE	95	Penn State	1981	
Cash, Keith	TE	89	Texas	1992-96	1992, 94-95
Cherry, Deron	S	20	Rutgers	1981-91	1983-91
Chilton, Gene	G/C	62	Texas	1989	
Christopher, Herb	S	41	Morris Brown	1979-82	1979-80
Clark, Bruce	DE	95	Penn State	1989	
Clark, Wayne	QB	13	U.S. International	1975	
Clavelle, Shannon	DT	91	Colorado	1997	
Clements, Tom	QB	2	Notre Dame	1980	
Clemons, Duane	DE	99	California	2000-01	2000-01
Clemons, Michael	RB/KR	46	William & Mary	1987	
Cloud, Mike	RB	34	Boston College	1999-01	
Coan, Bert	RB	23	Kansas	1963-68	
Cocroft, Sherman	S	22	San Jose State	1985-87	
Coffman, Paul	TE	84	Kansas State	1986-87	
Cofield, Tim	LB	54	Elizabeth City State	1986-88	1986-88
Colbert, Darrell	WR	81	Texas Southern	1987-88	
Colbert, Lewis	P	5	Auburn	1986-87	1986*
Collier, Tim	CB	37	East Texas State	1976-79	1977-79
Collins, Mark	CB/S	25	Cal State-Fullerton	1994-96	1994-96
Collins, Ray	DT	71	Louisiana State	1960-61	1960-61
Collins, Todd	QB	15	Michigan	1998-01	
Colter, Jeff	DB	48	Kansas	1987	
Condon, Tom	G	65	Boston College	1974-84	1975-84
Cooper, Louis	LB	55	Western Carolina	1985-90	1986-87
Copeland, Danny	S/KR	25	Eastern Kentucky	1989-90	

Player	Pos.	Jersey(s) Worn	College	Year(s) Played	Year(s) Started
Corey, Walt	LB	56	Miami (Fla.)	1960-66	1960-64
Cornelison, Jerry	T	74	Southern Methodist	1960-65	1960-61
Craig, Reggie	WR	80	Arkansas	1975-76	
Crawford, Keith	S	41	Howard Payne	1998	
Criswell, Jeff	T	69	Graceland (Iowa)	1995-98	1995, 97-98
Crockett, Ray	CB	39	Baylor	2001	2001
Culp, Curley	DT	61	Arizona State	1968-74	1969-73

### D

Daney, George	G	60	Texas-El Paso	1968-74	1974
Daniels, Calvin	LB	50	North Carolina	1982-85	1983-85
Daniels, Clemon	DB	36	Prairie View	1960	
Davidson, Cotton	QB/P	19	Baylor	1960-61	1960-61
Davis, Anthony	LB	50	Utah	1994-98	1996-98
Davis, Dick	DE	86	Kansas	1962	
Davis, Ricky	S	40	Alabama	1977	
Davis, Willie	WR	84	Central Arkansas	1991-95	1992-95
Dawson, Lake	WR	80	Notre Dame	1994-97	1995, 97
Dawson, Len	QB	16	Purdue	1962-75	1962-75
Dawson, Mike	NT	73	Arizona	1984	
DeBerg, Steve	QB	17	San Jose State	1988-91	1988-91
DeBernardi, Fred	DE	69	Texas-El Paso	1974	
deBruijn, Case	P	5	Idaho State	1982	
Delaney, Joe	RB	37	Northwestern Louisiana	1981-82	1981-82
Del Rio, Jack	LB	50	Southern California	1987-88	1987-88
Dennis, Pat	CB	41	Louisiana-Monore	2000-01	2000
Diamond, Charlie	T	79	Miami (Fla.)	1960-63	1960-63
Dickerson, Ron	WR	23	Arkansas	1993-94	
Dickinson, Bo	FB	32	Southern Mississippi	1960-61	
DiGiacomo, Curt	G	65	Arizona	1988	
DiMidio, Tony	T	72	West Chester	1966-67	
Dimmick, Tom	C	55	Houston	1960	
Dirden, Johnny	KR	80	Sam Houston State	1979	
Dishman, Cris	CB	26	Purdue	1999	1999
Dixon, Al	TE	84	Iowa State	1979-82	1981-82
Dixon, Ernest	LB	56	South Carolina	1998	
Dixon, Ronnie	DT	90	Cincinnati	1998	
Dohring, Tom	T	71	Michigan	1992	
Dombroski, Paul	S	46	Linfield	1980-81	
Donaldson, Jeff	S	42	Colorado	1990	1990
Donnalley, Rick	C	51	North Carolina	1988-87	1986-87
Dorsey, Larry	WR	80	Tennessee State	1978	
Dotson, Alphonse	DT	79	Grambling	1965	
Doubiago, Dan	T	66	Utah	1987	
Downing, Eric	DT	79	Syracuse	2001	2001
Dozier, Cornelius	S	26	Southern Methodist	1987	
Drayton, Troy	TE	87	Penn State	2000	
Dressel, Chris	TE	93	Stanford	1989	
Dressler, Doug	RB	41	Chico State	1975	
Drougas, Tom	T	76	Oregon	1974	
Dumas, Troy	LB	55	Nebraska	1995-97	
Duncan, Randy	QB	15	Iowa	1961	
Dunn, Jason	TE	89	Eastern Kentucky	2000-01	
Dyal, Mike	TE	87	Texas A&I	1992-93	

### E

Eatman, Irv	T	75	UCLA	1986-90	1986-89
Edwards, Donnie	LB	59	UCLA	1996-01	1997-01
Elkins, Mike	QB	10	Wake Forest	1989-90	
Elliott, Lin	K	2	Texas Tech	1994-95	1994-95*
Ellison, Willie	RB	24	Texas Southern	1973-74	1973
Elrod, Jimbo	LB	57	Oklahoma	1976-78	
Enis, Hunter	QB	14	Texas Christian	1960	
Epps, Jack	S	25	Kansas State	1987	
Espinoza, Alex	QB	12	Iowa State	1987	
Estell, Richard	WR	84	Kansas	1987	
Estes, Lawrence	DE	74	Alcorn A&M	1975-76	
Evans, James	RB	41	Southern	1987	
Evans, Mike	DE	94	Michigan	1992	
Everett, Eric	CB	39	Texas Tech	1991	

### F

Fada, Rob	G	65	Pittsburgh	1985	
Farrier, Curt	DT	70	Montana State	1963-65	
Favors, Greg	LB	54	Mississippi State	1998	
Fazlier, Cliff	DT	61	UCLA	1977	

Player	Pos.	Jersey(s) Worn	College	Year(s) Played	Year(s) Started
Fazier, Randy	LB	95	Morehead State	1987	
Feehery, Gerry	C	64	Syracuse	1988	
Fields, Jaime	LB	59	Washington	1993-95	
Fields, Jitter	KR	46	Texas	1987	
Flores, Tom	QB	12	Pacific	1969	
Flynn, Don	DB	18	Houston	1960-61	1960-61
Fournet, Sid	G	62	Louisiana State	1960-61	1960-61
Fraser, Jim	LB	51	Wisconsin	1965	
Frazier, Wayne	C	66	Auburn	1966-67	1966
Frazier, Willie	TE	83	Arkansas AM&N	1971-72	
Frey, Dick	DE	66	Texas A&M	1960	
Fuller, Steve	QB	4	Clemson	1979-82	1979-80

### G

Gagliano, Bob	QB	11	Utah State	1981-83	
Gagner, Larry	G	79	Florida	1972	
Gaines, Clark	RB	21	Wake Forest	1981-82	
Gamble, Kenny	RB/KR	48	Colgate	1988-90	
Gammon, Kendall	TE	83	Pittsburg State	2000-01	
Gannon, Rich	QB	12	Delaware	1995-98	1998
Gant, Earl	RB	23	Missouri	1979-80	
Garcia, Bubba	WR	80	Texas-El Paso	1980	
Gardner, Ellis	T	75	Georgia Tech	1983	
Garrett, Mike	RB	21	Southern California	1966-70	1966-70
Gaunty, Steve	WR	83	Northern Colorado	1979	
Gay, Matt	S	49	Kansas	1994	
Gehrke, Jack	WR	17	Utah	1968	
George, Ron	LB	55	Stanford	1998-99	
Germaine, Joe	QB	7	Ohio State	2001	
Getty, Charlie	T	77	Penn State	1974-82	1974-76, 78-82
Getz, Lee	G	71	Rutgers	1987	
Gilliam, Jon	C	65	East Texas State	1961-67	1962-67
Golub, Chris	S	47	Kansas	1977	
Gonzalez, Tony	TE	88	California	1997-01	1998-01
Goodburn, Kelly	P	2	Emporia State	1987-90	1987-88, 90*
Gossett, Jeff	P	7	Eastern Illinois	1981-82	1982*
Graham, Derrick	T	74	Appalachian State	1990-94	1994
Graham, Tom	LB	56	Oregon	1974	
Granderson, Rufus	T	75	Prairie View	1960	
Gray, Carlton	CB	23	UCLA	1999-00	
Gray, Tim	S	46	Texas A&M	1976-78	1976-78
Grayson, Dave	DB	45	Oregon	1961-64	1962-64
Grbac, Elvis	QB	11, 18	Michigan	1997-00	1997-00
Green, Boyce	RB	40	Carson Newman	1986	
Green, Gary	CB	24	Baylor	1977-83	1977-83
Green, Trent	QB	10	Indiana	2001	2001
Green, Woody	RB	27	Arizona State	1974-76	1974-76
Greene, Ted	LB	54	Tampa	1960-62	
Greene, Tom	QB	14	Holy Cross	1961	
Greene, Tracy	TE	87	Grambling	1994	
Griffin, Leonard	DE	98	Grambling	1986-93	1988-89, 92
Griffin, Stephen	RB	39	Tennessee State	1987	
Grow, Monty	S	22	Florida	1994	
Grunhard, Tim	C	61	Notre Dame	1990-00	1990-00
Grupp, Bob	P	1	Duke	1979-81	1979-81*
Gunter, Michael	RB	38	Tulsa	1984	

### H

Hackett, Dino	LB	56	Appalachian State	1986-92	1986-91
Hadley, David	CB	23	Alcorn	1970-72	
Hadnot, James	RB	48	Texas Tech	1980-83	1980-81
Hagy, John	S	22	Texas	1991	
Hall, Dante	RB/KR	20	Texas A&M	2000-01	
Hamilton, Andy	WR	80	Louisiana State	1973-74	
Hamilton, Rick	LB	53	Central Florida	1994-95	
Hamm, Bob	DE	90	Nevada-Reno	1985	
Hamrick, James	K	4	Rice	1987	
Hancock, Anthony	WR/KR	82	Tennessee	1982-86	1983
Hardison, Dee	NT	93	North Carolina	1988	
Hargain, Tony	WR	81	Oregon	1992	
Harrell, James	LB	57	Florida	1987	
Harris, Bob	LB	92	Auburn	1987	
Harris, Corey	CB	40	North Alabama	2001	
Harris, Eric	CB	44	Memphis State	1980-82	1980-82
Harris, Jimmy	DB	44	Oklahoma	1960-61	1960-61
Harris, Michael	C/G	73	Grambling	1989	

Player	Pos.	Jersey(s) Worn	College	Year(s) Played	Year(s) Started
Harrison, Glynn	RB	22	Georgia	1976	
Harry, Emile	WR	86	Stanford	1986-92	
Harts, Shaunard	S	42	Boise State	2001	
Harvey, James	G	64	Jackson State	1987-88	
Harvey, Marvin	TE	83	Southern Mississippi	1981	
Harvey, Stacy	LB	59	Arizona State	1989	
Haslip, Wilbert	RB	34	Hawaii	1979	
Hasty, James	CB	40	Washington State	1995-00	1995-00
Hawkins, Andy	LB	59	Texas A&I	1988	
Hayes, Jonathan	TE	85	Iowa	1985-93	1987-93
Hayes, Wendell	RB	38	Humboldt State	1968-74	1970-74
Haynes, Abner	RB	28	North Texas State	1960-65	1960-63
Haynes, Louis	LB	56	North Texas State	1982-83	
Headrick, Sherrill	LB	69	Texas Christian	1960-67	1960-67
Heard, Herman	RB	44	Southern Colorado	1984-89	1984-87, 89
Hellton, Darius	G	62	North Carolina Central	1977	
Herkenhoff, Matt	T	60	Minnesota	1976-85	1976-78, 80-85
Hicks, Eric	DE	98	Maryland	1998-01	1999-01
Hicks, Kerry	DE/DT	94	Brigham Young	1996-97	
Hicks, Sylvester	DE	75	Tennessee State	1978-81	1978-79
Hill, Dave	T	73	Auburn	1963-74	1963-73
Hill, Greg	CB	23	Oklahoma State	1984-88	
Hill, Greg	RB	27, 29	Texas A&M	1994-97	1997
Hill, Jim	DB	12	Sam Houston	1966	
Hill, Kenny	S	41	Yale	1989	
Hill, Mack Lee	RB	36	Southern (La.)	1964-65	1964-65
Hines, Jimmy	E	81	Texas Southern	1970	
Hobgood-Chittick, Nate	DT	94	North Carolina	2001	
Hodges, Eric	WR	89	Florida	1987	
Holland, Darlus	DT	99	Colorado	1998	
Holle, Eric	DE	93	Texas	1984-87	
Hollis, David	DB/KR	25	UNLV	1988	
Holloway, Tony	LB	97	Nebraska	1987	
Holmes, Bruce	LB	57	Minnesota	1987	
Holmes, Pat	DE	74	Texas Tech	1973	
Holmes, Priest	RB	31	Texas	2001	2001
Holmes, Robert	RB	45	Southern (La.)	1968-71	1968-69
Holohan, Pete	TE	89	Notre Dame	1991	
Holston, Mike	WR	84	Morgan State	1985	
Holub, E. J.	C/LB	55	Texas Tech	1961-70	1961-70
Homan, Dennis	WR	21	Alabama	1971-72	1972
Hoppock, Doug	T	79	Kansas State	1987	
Horn, Joe	WR	84	Itawamba J.C.	1996-99	
Horton, Ethan	RB	32	North Carolina	1985	
Houston, Bobby	LB	57	North Carolina State	1997	
Howard, Thomas	LB	52	Texas Tech	1977-83	1978-83
Howard, Todd	LB	53	Texas A&M	1987-88	
Huarte, John	QB	7	Notre Dame	1969-71	
Hudock, Mike	C	54	Miami (Fla.)	1967	
Hudson, Bob	LB	61	Clemson	1960	
Hudson, Doug	OB	11	Nicholls State	1987	
Hughes, Danan	WR	83	Iowa	1993-98	
Hull, Bill	DE	85	Wake Forest	1962	
Humphrey, Tom	C	52	Abilene Christian	1974	
Hunt, Bobby	DB	20	Auburn	1962-67	1962-67
Hurston, Chuck	DE	85	Auburn	1965-70	1966-67
Hyde, Glenn	C	52	Pittsburgh	1987	

I

Ingram, Byron	G	60	Eastern Kentucky	1987-88	
---------------	---	----	------------------	---------	--

J

Jackson, Billy	RB	43	Alabama	1981-84	1982-84
Jackson, Charles	LB	51	Washington	1978-84	1981-82
Jackson, Charlie	DB	40	Southern Methodist	1960	
Jackson, Frank	WR/HB	26	Southern Methodist	1961-65	1962-65
Jackson, Gerald	S	38	Mississippi State	1979	
Jacoby, Mitch	TE	85	Northern Illinois	1999	
Jakes, Van	DB	22	Kent State	1983-84	
Jamison, George	LB	57	Cincinnati	1994-96	1994-95
Jankowski, Bruce	WR	41	Ohio	1971-72	
Jaworski, Ron	QB	7	Youngstown State	1989	
Jaynes, Dave	OB	12	Kansas	1974	
Jenkins, Keyvan	RB/KR	41	UNLV	1988	
Jenkins, Trezelle	T	74	Michigan	1995-97	
Jeralds, Luther	DE	89	North Carolina College	1961	

Player	Pos.	Jersey(s) Worn	College	Year(s) Played	Year(s) Started
Johnson, Clyde	CB	23	Kansas State	1997	
Johnson, Curley	HB	33	Houston	1960	
Johnson, Dick	E	85	Minnesota	1963	
Johnson, Jack	DB	32	Miami (Fla.)	1961	
Johnson, Jimmie	TE	45	Howard	1994	
Johnson, Ken	DE	97	Knoxville	1987	
Johnson, Lonnie	TE	83	Florida State	1999	
Johnson, Melvin	S	35	Kentucky	1998	
Johnson, Reggie	TE	85	Florida State	1996	
Johnson, Sidney	CB	45	California	1988	
Jolly, Ken	LB	52	Mid-America Nazarene	1984-85	1985
Jones, Bill	RB	43	Southwest Texas State	1990-92	1990-92
Jones, Doug	DB	32	San Fernando Valley	1973-74	
Jones, E.J.	RB	48	Kansas	1985	
Jones, Fred	LB	96	Florida State	1987	
Jones, Fred	WR	80	Grambling	1990-93	
Jones, Hassan	WR	81	Florida State	1993	
Jones, Reggie	WR	9, 11	Louisiana State	1997, 2001	
Jones, Rod	TE	81	Washington	1987-88	
Jones, Victor	RB	46	Louisiana State	1994	
Jones, Willie	T	73	Grambling	2000-01	
Jozwiak, Brian	G	73	West Virginia	1986-88	
Junkin, Mike	LB	93	Duke	1989	

### K

Kaiser, Jason	CB	24	Culver-Stockton	1998	
Kauahi, Kani	C	65	Hawaii	1992	
Kearney, Jim	DB	46	Prairie View	1967-75	1968-75
Kearney, Tim	LB	50	Northern Michigan	1975	
Keating, Tom	DT	74	Michigan	1974-75	1974
Keel, Mark	TE	80	Arizona	1987	
Keelar, Bill	WR	82	Stanford	1978	
Kelley, Ed	DB	44	Texas	1961	
Kelly, Bobby	T	70	New Mexico State	1967	
Kennedy, Bill	QB	9	Northern Colorado	1979-88	1981-87
Kennison, Eddie	WR	87	Louisiana State	2001	
Keyes, Leroy	RB	23	Purdue	1973	
King, Bruce	RB	46	Purdue	1985-86	1985
Kinney, Jeff	RB	31	Nebraska	1972-76	1975
Kirchbaum, Kelly	LB	62	Kentucky	1980	
Kirchner, Mark	T/G	64	Baylor	1983	
Klug, Dave	LB	55	Concordia (Minn.)	1981-83	
Knapp, Lindsay	G/T	65	Notre Dame	1993-94	
Koch, Pete	DE	74	Maryland	1985-87	1986-87
Koss, Stein	TE	80	Arizona State	1987	
Kragen, Greg	DT	71	Utah State	1994	
Kratzer, Dan	WR	27	Missouri Valley College	1973	
Kremer, Ken	NT	91	Ball State	1979-84	1981-82
Krieg, Dave	QB	17	Milton	1992-93	1992
Krisher, Bill	G	64	Oklahoma	1960-61	1960-61
Kubik, Brad	G	67	S.W. Missouri State	1998-99	

### L

LaChapelle, Sean	WR	18	UCLA	1996	1996
Lacy, Ken	RB	40	Tulsa	1984-85, 87	
Ladd, Ernie	DT	99	Grambling	1967-68	
LaGrand, Morris	RB	45	Tampa	1975	
Lane, Garcia	CB/RB	48	Ohio State	1985, 87	
Lane, MacArthur	RB	42	Utah State	1975-78	1975-76
Lane, Skip	CB/S	26	Mississippi	1984	
Lanier, Willie	LB	63	Morgan State	1967-77	1968-77
Larpenier, Carl	G	67	Texas	1962	
Lathrop, Kit	DE	70	Arizona State	1986	
Lee, Jacky	QB	15	Cincinnati	1967-69	
Lee, Willie	DT	78	Bethune-Cookman	1976-77	1977
Lewis, Albert	CB	29	Grambling	1983-93	1984-93
Lewis, Garry	CB	21	Alcorn State	1993	
Lewis, Tahaun	CB	21	Nebraska	1992	
Liggelt, Bob	DT	62	Nebraska	1970	
Lindstrom, Chris	DE	60	Boston University	1987	
Lindstrom, Dave	DE	71	Boston University	1978-85	1980, 82
Linger, Adam	C	51, 62	Illinois	1983-86, 88	
Little, Dave	TE	84	Middle Tennessee	1984	
Livingston, Mike	QB	10	Southern Methodist	1968-79	1969, 73-78
Lloyd, Jeff	NT	74	West Texas State	1978	
Lockett, Kevin	WR	81	Kansas State	1997-00	

Player	Pos.	Jersey(s) Worn	College	Year(s) Played	Year(s) Started
Lohmeyer, John	DE	87	Emporia State	1973, 75-77	
Longmire, Sam	DB	15	Purdue	1976-78	
Lothamer, Ed	DT	82	Michigan State	1964-69, 71-72	1965-68
Loveall, Calvin	CB	38	Idaho	1988	
Lowe, Paul	RB	20	Oregon State	1968-69	
Lowery, Nick	K	8	Dartmouth	1980-93	1980-93
Lutz, David	G/T	72	Georgia Tech	1983-92	1983-87, 89-92
Lynch, Jim	LB	51	Notre Dame	1967-77	1968-77

### M

Maas, Bill	NT/DE	63	Pittsburgh	1984-92	1984-91
Mack, Cedric	CB	40	Baylor	1992	
Maczuzak, John	DT	72	Pittsburgh	1964	
Maddox, Bob	DE	75	Frostburg State	1975-76	
Malone, Darrell	CB	42	Jacksonville State (Ala.)	1992	
Mandley, Pete	WR	89	Northern Arizona	1989-90	1989
Mangiero, Dino	NT	74	Rutgers	1980-83	1983
Manuel, Sean	TE	95	New Mexico State	1998	
Manumaleuga, Frank	LB	54	San Jose State	1979-81	1979-80
Manusky, Greg	LB	51	Colgate	1994-99	
Marsalis, Jim	CB	40	Tennessee State	1969-75	1969-72
Marshall, Henry	WR	89	Missouri	1976-87	1976-86
Marshall, Larry	DB/KR	22	Maryland	1972-73, 78	
Martin, Chris	LB	57	Auburn	1988-92	1989-92
Martin, Dave	LB	58	Notre Dame	1968	
Martin, Don	CB	47	Yale	1975	
Martin, Eric	WR	85	Louisiana State	1994	
Martin, Steve	DT	90	Missouri	2000	
Marts, Lonnie	LB	51	Tulane	1991-93	1993
Maslowski, Mike	LB	57	Wisconsin-La Crosse	1999-01	2000
Masters, Billy	TE	84	Louisiana State	1975-76	1975-76
Matthews, Steve	QB	15	Memphis State	1994-96	
Matuszak, John	DT	79	Tampa	1974-75	1975
Mays, Jerry	DT/DE	75	Southern Methodist	1961-70	1962-70
McAlister, Ken	LB	94	San Francisco	1984-87	1984
McCabe, Jerry	LB	92	Holy Cross	1988	
McCann, Jim	P	5	Arizona State	1975	
McCarthy, Mickey	TE	81	Texas Christian	1969	
McCleary, Norris	DT	71, 75	East Carolina	2000-01	
McClinton, Curtis	RB/TE	32	Kansas	1962-69	1962-67
McDaniels, Pellom	DE	77	Oregon State	1993-98	
McElroy, Reggie	T	70	West Texas State	1993	
McGlockton, Chester	DT	75	Clemson	1998-00	1998-00
McGovern, Rob	LB	50	Holy Cross	1989-90	
McKinney, Odis	S	21	Colorado	1985	
McKnight, Ted	RB	22	Minnesota-Duluth	1977-81	1978-80
McLean, Ron	NT	62	Cal State-Fullerton	1988	
McManus, Danny	QB	14	Florida State	1988	
McMillan, Erik	S	24	Missouri	1993	
McMillian, Mark	CB	29	Alabama	1997-98	1998
McNair, Todd	RB	48	Temple	1989-93, 96	
McNeil, Pat	RB	45	Baylor	1976-77	
McRae, Jerrold	WR	83	Tennessee State	1978	
McVea, Warren	RB	6	Houston	1969-73	
Meisner, Greg	DE	69	Pittsburgh	1989-90	
Mercer, Mike	K	15	Northern Arizona	1966	1966*
Merz, Curt	G/DE	64	Iowa	1962-68	1962-67
Meyers, Jerry	DE	79	Northern Illinois	1980	
Mickell, Darren	DE	92	Florida	1992-95	1994-95
Miller, Bill	E	82	Miami (Fla.)	1962	
Miller, Cleophus	RB	30	Arkansas AM&N	1974-75	
Miller, Paul	DE	86	Louisiana State	1960-61	1960-61
Milo, Ray	S	27	New Mexico State	1978	
Mincy, Charles	S	42	Washington	1991-94	1992
Minnis, Marvin	WR	81	Florida State	2001	2001
Mitchell, Willie	DB	22	Tennessee State	1964-71	1965-68
Montagne, Dave	WR	87	Oregon State	1987	
Montana, Joe	QB	19	Notre Dame	1993-94	1993-94
Moon, Warren	QB	1	Washington	1999-00	
Moorman, Mo	G	76	Texas A&M	1968-73	1968-72
Moreau, Frank	RB	46	Louisville	2000	2000
Morgado, Arnold	RB	21	Hawaii	1977-80	1978
Moriarty, Larry	RB	32	Notre Dame	1986-88	
Morris, Bam	RB	39	Texas Tech	1998-99	1999
Morris, Donnie Joe	RB	22	North Texas State	1974	
Morris, Michael	C	68	N.E. Missouri State	1989	
Morris, Sylvester	WR	84	Jackson State	2000-01	2000

Player	Pos.	Jersey(s) Worn	College	Year(s) Played	Year(s) Started
Moten, Gary	LB	53	Southern Methodist	1987	
Mumphrey, Lloyd	DE	91	Mississippi Valley State	1987	
Murphy, James	WR	80	Utah State	1981	
Murray, Eddie	K	2	Tulane	1992	

### N

Napier, Walter (Buffalo)	DT	76	Paul Quinn	1960-61	1960
Nash, Kenny	WR	85	San Jose State	1987	
Nelson, Mark	T	70	Bowling Green	1987	
Nelson, Teddy	CB	49	UNLV	1987	
Newton, Tim	DT	96	Florida	1993-94	
Nicholson, Jim	T	70	Michigan State	1974-79	1974-77, 79
Nix, Doyle	DB	25	Southern Methodist	1961	
Nott, Mike	QB	7	Santa Clara	1976	
Noitgabe, Dexter	DT	94	Florida A&M	1997	
Nunnery, R.B.	DT	68	Louisiana State	1960	

### O

Oates, Brad	T	72	Brigham Young	1980-81	
Odom, Ricky	S	38	Southern California	1978	
Okoye, Christian	RB	35	Azusa Pacific	1987-92	1987-91
Olderman, Bob	G	64	Virginia	1985	1985
Olenchak, John	C/LB	63	Stanford	1981-82	
Oliver, Muhammed	CB	26	Oregon	1993	
Olsen, Orrin	C/G	52	Brigham Young	1976	
O'Neal, Andre	LB	52	Marshall	2000-01	
O'Neal, Leslie	DE	91	Oklahoma State	1998-99	1998-99
Oniard, Mike	C	50	Notre Dame	1970-73	
Osiecki, Sandy	QB	11	Arizona State	1984	
Osley, Willie	DB	47	Illinois	1974	
Otis, Jim	RB	35	Ohio State	1971-72	
Owens, Rich	DE	97	Lehigh	2001	

### P

Paige, Stephone	WR	83	Fresno State	1983-91	1985-90
Paine, Jeff	LB	95	Texas A&M	1984-85	
Palewicz, Al	LB	57	Miami (Fla.)	1973-75	
Palmer, Gery	G	73	Kansas	1975	
Palmer, Paul	RB	26	Temple	1987-88	1988
Parker, Anthony	CB	41	Arizona State	1991	
Parker, Glenn	G/T	62	Arizona	1997-99	1997-99
Parker, Kerry	CB	44	Grambling	1984	
Parker, Larry	WR	80	Southern California	1999-01	
Parker, Robert	RB	43	Brigham Young	1987	
Parks, Nate	T	72	Stanford	1997	
Parrish, Don	NT	61	Pittsburgh	1978-82	1978-81
Parten, Ty	DT	91, 97	Arizona	1997-00	
Patton, Marcucus	LB	53	UCLA	1999-01	1999-01
Paul, Whitney	DE/LB	53	Colorado	1976-81, 86	1976-80
Payton, Eddie	KR	34	Jackson State	1978	
Pearson, Aaron	LB	96	Mississippi State	1986-88	1987-88
Pearson, Barry	WR	85	Northwestern	1974-76	1975
Pearson, Jayice	CB	24	Washington	1986-92	1991
Peay, Francis	T	75	Missouri	1973-74	1973
Pelluer, Steve	QB	11	Washington	1989-91	
Penn, Chris	WR	81	Tulsa	1994-96	1996
Pennington, Durwood	K	1	Georgia	1962	
Perez, Joe	WR	12	Murray State	2000	
Perkins, Horace	CB	20	Colorado	1979	
Perriman, Brett	WR	85	Miami (Fla.)	1997	
Perry, Michael Dean	DT	95	Clemson	1997	
Peterson, Bill	LB	55	San Jose State	1975	1975
Peterson, Cal	LB	50	UCLA	1979-81	
Peterson, Todd	K	2	Georgia	2000-01	2000-01*
Petry, Stan	CB	45	Texas Christian	1989-91	
Phillips, Joe	DT	75	Southern Methodist	1992-97	1992-97
Pickens, Bruce	CB	39	Nebraska	1993	
Pietrzak, Jim	RB	62	Eastern Michigan	1987	
Pippens, Woodie	RB	41	Thiel College	1987	
Pitts, Frank	WR	25	Southern (La.)	1965-71	1968-70
Ply, Bobby	DB	14	Baylor	1962-67	
Podolak, Ed	RB	14	Iowa	1969-77	1970-74, 76-77
Pope, Daniel	P	13	Alabama	1999	1999*
Popson, Ted	TE	48	Portland State	1997-98	1997
Porter, Kevin	S	27	Auburn	1988-92	1988-91
Porter, Lewis	E	26	Southern (La.)	1970	

Player	Pos.	Jersey(s)		College	Year(s) Played	Year(s) Started
		Worn				
Potter, Steve	LB	58		Virginia	1983	
Powers, Clyde	S	29		Oklahoma	1978	
Prater, Dean	DE	79		Oklahoma State	1982-83	
Pricer, Bill	FB	33		Oklahoma	1961	
Proby, Bryan	DT	67		Arizona State	1995	
Prudhomme, Remi	G	65		Louisiana State	1968-69	
Pruitt, Mike	RB	43		Purdue	1985-86	1985-86
Pupunu, Alfred	TE	85		Weber State	1997	

### R

Radecic, Scott	LB	97		Penn State	1984-86	1985-86
Randle, Ervin	LB	55		Baylor	1991-92	1992
Ransom, Derrick	DT	95		Cincinnati	1998-01	2001
Rasley, Rocky	G	66		Oregon State	1975	1975
Reamon, Tommy	RB	21		Missouri	1976	1976
Reardon, Kerry	CB	15		Iowa	1971-76	1975-76
Reed, Tony	RB	32		Colorado	1977-80	1977-80
Reese, Jerry	S	31		Oklahoma	1979-80	1979
Reynolds, Al	G	60		Tarkio	1960-67	1962-64
Rice, Andrew	DT	58		Texas Southern	1966-67	1966
Richardson, Gloster	WR	30		Jackson State	1967-70	1967-69
Richardson, Tony	FB	49		Auburn	1995-01	1999-01
Ricketts, Tom	G	64		Pittsburgh	1993	
Ricks, Lawrence	RB	42		Michigan	1983-84	
Ricks, Mikhael	WR	85		Stephen F. Austin	2000-01	
Riley, Victor	T	66		Auburn	1998-01	1998-00
Rison, Andre	WR	89		Michigan State	1997-99	1997-99
Roberts, Alfredo	TE	87		Miami (Fla.)	1988-90	1988, 90
Robinson, Johnny	S/HB	42		Louisiana State	1960-71	1960-71
Robinson, Mark	S	30		Penn State	1984-87	
Roche, Brian	TE	85		San Jose State	1998	
Rochester, Paul	DT	72		Michigan State	1960-63	1961-63
Rogers, Steve	T	77		Brigham Young	1987	
Rogers, Tracy	LB	52		Fresno State	1990-96	1993
Rome, Stan	WR	87		Clemson	1979-82	
Romeo, Tony	E	80		Florida State	1961	
Roquemore, Durwood	CB	38		Texas A&I	1982-83	
Rosdahl, Hatch	DE	76		Penn State	1964-65	
Rose, Donovan	CB	27		Hampton Institute	1980	
Ross, Kevin	CB	31		Temple	1984-93, 97	1984-93
Ross, Louis	DE	75		South Carolina State	1975	
Rourke, Jim	G	70		Boston College	1980-84, 86	1980, 84
Rozumek, Dave	LB	55		New Hampshire	1976-79	1978
Rucker, Keith	DT	96		Ohio Wesleyan	1997	
Rudnay, Jack	C	58		Northwestern	1970-82	1970-82
Rush, Bob	C	53		Memphis State	1983-85	1983-85

### S

Sadowski, Troy	TE	87		Georgia	1991	
Saleaumua, Dan	DT	97		Arizona State	1989-96	1989-96
Sally, Jerome	NT	70		Missouri	1988	
Samuels, Tony	TE	86		Bethune-Cookman	1977-80	1979
Sanders, Clarence	LB	50		Cincinnati	1978	
Sands, Terdell	DE	91		UT-Chattanooga	2001	
Saxon, James	RB	21, 45		San Jose State	1988-91	
Sauerbrun, Todd	P	5		West Virginia	2000	2000*
Saxton, James	HB	10		Texas	1962	
Scott, Todd	S	47		Southwestern Louisiana	1997	
Scott, Willie	TE	81		South Carolina	1981-85	1983-84
Seals, George	DT	67		Missouri	1972-73	
Sellers, Goldie	DB	20		Grambling	1968-69	
Sensibaugh, Mike	S	20		Ohio State	1971-75	1972-75
Seurer, Frank	QB	10		Kansas	1986-87	
Shaw, Dennis	QB	12		San Diego State	1978	
Shehee, Rashaan	RB	22		Washington	1998-99	
Shields, Billy	T	70		Georgia Tech	1985	
Shields, Will	G	68		Nebraska	1993-01	1993-01
Shorthose, George	WR	80		Missouri	1985	
Siglar, Ricky	T	66, 72		San Jose State	1993-96, 98	1993-96
Simien, Tracy	LB	54		Texas Christian	1991-97	1991-96
Simmons, Bob	G	73		Texas	1977-83	1977-80, 83
Simmons, Wayne	LB	56		Clemson	1997-98	1997-98
Simons, Keith	DT	72		Minnesota	1976-77	1976-77
Sims, Tom	NT	95		Pittsburgh	1991-92, 96	
Slaughter, Webster	WR	85, 88		San Diego State	1995	1995
Smith, Blane	S	27		Southern Methodist	1987	

Player	Pos.	Jersey(s) Worn	College	Year(s) Played	Year(s) Started
Smith, Chris	RB	47	Notre Dame	1986-87	
Smith, Dave	WR	70	Indiana (Pa.)	1973	
Smith, Fletcher	DB	17	Tennessee A&I	1966-67	
Smith, Franky	T	72	Alabama A&M	1980	
Smith, Jeff	RB/KR	42	Nebraska	1985-86	
Smith, Jeff	C/G	65	Tennessee	1996-99	
Smith, J.J.	RB	22	Kansas State	1995-96	
Smith, J.T.	WR	86	North Texas State	1978-84	1979-81
Smith, Lucious	CB	23	Cal State-Fullerton	1983	
Smith, Michael	WR	83	Kansas State	1992	
Smith, Neil	DE	90	Nebraska	1988-96	1988-96
Smith, Noland	KR	1, 46	Tennessee State	1967-69	
Smith, Sid	T	70	Southern California	1970-72	
Snipes, Angelo	LB	52	West Georgia	1987-89	
Snow, Percy	LB	59	Michigan State	1990-92	1990
Spani, Gary	LB	59	Kansas State	1978-86	1978-85
Spann, Gary	LB	94	Texas Christian	1987	
Spears, Marcus	T	70	Northwestern (La.) State	1997-01	2001
Spikes, Jack	FB/K	30	Texas Christian	1960-64	1960-61, 64
Stams, Frank	LB	55	Notre Dame	1995	
Stargell, Tony	CB	45	Tennessee State	1996	
Staysniak, Joe	G	72	Ohio State	1992	
Stedman, Troy	LB	94	Washburn	1988	
Stein, Bob	LB	66	Minnesota	1969-72	
Steinfeld, Al	C	69	C.W. Post	1982	
Stenerud, Jan	K	3	Montana State	1967-79	1967-79*
Stensrud, Mike	NT/DE	67	Iowa State	1988	
Stephens, Hal	DE	83	Eastern Carolina	1985	
Stephens, John	RB	21	Northwestern (La.) State	1993	
Stephens, Santo	LB	53	Temple	1993	
Stevens, Matt	QB	1	UCLA	1987	
Still, Art	DE	67	Kentucky	1978-87	1978-87
Stills, Gary	LB	55, 56	West Virginia	1999-01	
Stockemer, Ralph	RB	21	Baylor	1987	
Stone, Jack	T	70	Oregon	1980	
Story, Bill	G	62	Southern Illinois	1975	
Stover, Smokey	LB	35	Northeast Louisiana	1960-66	1960-61
Stowers, Tommie	RB	48	Missouri	1994	
Stoyanovich, Pete	K	10	Indiana	1996-00	1996-99*
Strada, John	TE	87	William Jewell	1974	
Stradford, Troy	RB	25	Boston College	1991	
Stroud, Morris	TE	83	Clark	1969-74	1970-74
Stryzinski, Dan	P	4	Indiana	2001	2001*
Studdard, Les	C	64	Texas	1982	
Sullivan, Kent	P	10	California Lutheran	1992	
Swanson, Pete	G/T	73	Stanford	1998	
Swink, Jim	HB	23	Texas Christian	1960	
Swoopes, Patrick	NT	67	Mississippi State	1991	
Sozoff, Dave	G	79	Penn State	1990-00	1990-97, 99

**T**

Tait, John	T	76	BYU	1999-01	2000-01
Talton, Ken	RB	45	Cornell	1980	
Tamm, Ralph	G	64	West Chester	1997-99	
Tate, Willy	TE	80	Oregon	1998	
Taylor, Jay	CB	27	San Jose State	1993-95	
Taylor, Kitrick	WR/KR	82	Washington State	1988	
Taylor, Otis	WR	89	Prairie View	1965-75	1966-74
Taylor, Roger	T	76	Oklahoma State	1981	
Taylor, Steve	S	48	Kansas	1976	
Terrell, Marvin	G	63	Mississippi	1960-63	1962-63
Terry, Doug	S	24, 25, 32	Kansas	1992-95	1993
Thomas, Bill	RB	43	Boston College	1974	
Thomas, Carlton	CB	38	Elizabeth City State	1987	
Thomas, Charlie	KR	49	Tennessee State	1975	
Thomas, Chris	WR	87	Cal Poly-San Luis Obispo	2001	
Thomas, Derrick	LB	58	Alabama	1989-99	1989-99
Thomas, Emmitt	CB	18	Bishop College	1966-78	1967-78
Thomas, Gene	FB	45	Florida A&M	1966-67	
Thomas, Jewert	RB	31	San Jose State	1983	
Thomas, Ken	RB	35	San Jose State	1983	
Thomas, Robb	WR	81	Oregon State	1989-91	1990-91
Thomas, Todd	C	62	North Dakota	1981	
Thompson, Arland	G	58	Baylor	1987	
Thompson, Bennie	S	46	Grambling	1992-93	
Thompson, Del	RB	39	Texas-El Paso	1982	

Player	Pos.	Jersey(s) Worn	College	Year(s) Played	Year(s) Started
Thompson, Ernie	RB	45	Indiana	1993	
Thompson, Leroy	RB	44	Penn State	1995	
Thornbladh, Bob	LB	50	Michigan	1974	
Thorp, Don	DE	71	Illinois	1988	
Tolliver, Billy Joe	QB	8	Texas Tech	1997	
Tongue, Reggie	S	25, 41	Oregon State	1996-99	1997-99
Trahan, John	WR	83	Southern California	1987	
Traylor, Keith	DT	94	Central Oklahoma	1995-96	
Trosch, Gene	DE	74	Miami (Fla.)	1967-69	
Tyrer, Jim	T	77	Ohio State	1961-73	1962-73

### U

Upshaw, Marvin	DE	81	Trinity	1970-75	1971-75
----------------	----	----	---------	---------	---------

### V

Valerio, Joe	T	73	Pennsylvania	1991-95	
Vanover, Tamarick	WR	87	Florida State	1995-99	1996
Van Pelt, Alex	QB	10	Pittsburgh	1993	
Vaughn, Jon	RB	21	Michigan	1994	
Villa, Danny	G	72	Arizona State	1993-96	
Vitali, Mark	QB	6	Purdue	1977	
Vlasic, Mark	QB	13	Iowa	1991-92	

### W

Wade, Charlie	WR	84	Tennessee State	1977	
Waldrop, Rob	DT	98	Arizona	1994	
Walker, Bracy	S	40, 27	North Carolina	1994, 98-01	
Walker, Derrick	TE	82	Michigan	1994-97	1994, 96
Walker, James	LB	54	Kansas State	1983	
Walker, John	DT	98	Nebraska-Omaha	1987	
Walker, Wayne	K	68	Northwestern Louisiana	1967	1967*
Wallace, Steve	T	70, 74	Auburn	1997	
Walters, Rod	G	76	Iowa	1976, 78-80	
Walton, Riley	TE	88	Tennessee State	1987	
Walton, Wayne	G/T	72	Abilene Christian	1973-74	
Warfield, Eric	CB	44	Nebraska	1998-01	2001
Warner, Charley	DB	25	Prairie View	1963-64	
Washington, Brian	S	29, 48	Nebraska	1995-96	1995-96
Washington, Charles	DB	46	Cameron	1990-91	
Washington, Thomas	DT	64	Winston-Salem St.	2000	
Washington, Tim	CB	42	Fresno State	1982	
Waters, Brian	C	54	North Texas	2000-01	2001
Watson, Tim	S	26	Howard	1993-95	
Weathers, Clarence	WR	80	Delaware State	1989	
Webster, David	DB	21	Prairie View	1960-61	1960-61
Webster, Mike	C	53	Wisconsin	1989-90	1989-90
Werner, Clyde	LB	54	Washington	1970-74, 76	
Wesley, Greg	CB	25	Arkansas-Pine Bluff	2000-01	2000-01
Wesson, Ricky	CB	25	Southern Methodist	1977	
West, Robert	WR	26	San Diego State	1972-73	1972
Wetzal, Ron	TE	87	Arizona State	1983	
Whitaker, Danta	TE	82	Mississippi Valley State	1990	
White, Ted	QB	7	Howard	1999	
White, Walter	TE	81, 88	Maryland	1975-79	1977-78
White, William	S	35	Ohio State	1994-96	1994
Whitehurst, David	QB	15	Furman	1984	
Whitmore, David	S	41	Stephen F. Austin	1993-94	1993-94
Wickert, Tom	G	66	Washington State	1977	
Wiegmann, Casey	C	62	Iowa	2001	2001
Willard, Jerrott	LB	57	California	1998	
Williams, Dan	DE	92	Toledo	1997, 99-01	1999-00
Williams, Harvey	RB	22, 44	Louisiana State	1991-93	
Williams, Jerry	LB	44	Purdue	1994	
Williams, Jermaine	FB	43	Houston	2001	
Williams, Lawrence	KR/WR	40	Texas Tech	1976-77	1977
Williams, Mike	RB/TE	80	New Mexico	1979-81	1980
Williams, Robert	CB	40	Baylor	1993	
Williams, Robert	CB	46, 29	North Carolina	1998-99	
Williams, Sammy	T	72	Oklahoma	1999	
Williams, Tyrone	DE/DT	90, 96	Wyoming	2000-01	
Williamson, Fred	DB	24	Northwestern	1965-67	1965-66
Willis, Donald	G	60	North Carolina A&T	2000-01	
Wilson, Eddie	QB/P	12	Arizona	1962-64	1962*
Wilson, Jerrel	P	44	Southern Mississippi	1963-77	1963-77*
Wilson, Mike	G	67	Dayton	1975	
Winters, Frank	G/C	65	Western Illinois	1990-91	1990

Player	Pos.	Jersey(s) Worn	College	Year(s) Played	Year(s) Started
Wolf, James	DT	73	Prairie View	1976	1976
Wood, Duane	DB	48	Oklahoma State	1960-64	1960-64
Woodard, Flay	DE	70	Texas	1987	
Wooden, Terry	LB	90	Syracuse	1997	1997
Woods, Jerome	S	21, 31	Memphis	1996-01	1997-01
Word, Barry	RB	23	Virginia	1990-92	1992
Word, Mark	DE	67	Jacksonville State	1999	
Worthen, Naz	WR	84	North Carolina State	1989-90	
Wright, Elmo	WR	17	Houston	1971-74	1971, 73-74
Wright, Felix	S	24	Drake	1993	
Wyatt, Kevin	CB	23	Arkansas	1987	

### Y

Yakovonis, Ray	NT	92	East Stroudsburg State	1983	
Young, Michael	WR	85	UCLA	1994	
Young, Wilbur	DE	99	William Penn	1971-77	1972-77

### Z

Zamberlin, John	LB	61	Pacific Lutheran	1983-84	1984
Zaruba, Carroll	DB	46	Nebraska	1960	

\*Regular kicker or punter during that period.



## CHIEFS "40 YEARS IN KANSAS CITY" 40-MAN SQUAD



### OFFENSE

Chris Burford	Wide Receiver
Carlos Carson	Wide Receiver
Henry Marshall	Wide Receiver
Otis Taylor	Wide Receiver
Fred Arbanas	Tight End
Tony Gonzalez	Tight End
John Alt	Offensive Line
Ed Budde	Offensive Line
Tim Grunhard	Offensive Line
Dave Hill	Offensive Line
Jack Rudnay	Offensive Line
Will Shields	Offensive Line
Jim Tyrer	Offensive Line
Len Dawson	Quarterback
Marcus Allen	Running Back
Mike Garrett	Running Back
Mack Lee Hill	Running Back
Christian Okoye	Running Back
Ed Podolak	Running Back

### DEFENSE

Buck Buchanan	Defensive Line
Jerry Mays	Defensive Line
Neil Smith	Defensive Line
Art Still	Defensive Line
Bobby Bell	Linebacker
Sherrill Headrick	Linebacker
Willie Lanier	Linebacker
Jim Lynch	Linebacker
Gary Spani	Linebacker
Derrick Thomas	Linebacker
Albert Lewis	Cornerback
Kevin Ross	Cornerback
Emmitt Thomas	Cornerback
Lloyd Burruss	Safety
Deron Cherry	Safety
Johnny Robinson	Safety

### SPECIALISTS

E.J. Holub	All-Around Player
Joe Montana	Two-Minute Quarterback
Noland Smith	Kickoff/Punt Returner
Nick Lowery	Kicker
Jan Stenerud	Kicker
Jerrel Wilson	Punter

(As selected by Lamar Hunt, Lamar Hunt, Jr., Clark Hunt and Daniel Hunt)

**Notes:** Players listed alphabetically by position. No "starters" were selected. Merit is based primarily on a player's achievement in Kansas City. Players must have played more than one season in Kansas City to be eligible.

## LAMAR HUNT - SIX-TIME HALL OF FAME ENSHRINEE

Chiefs Founder Lamar Hunt is currently enshrined in six different Halls of Fame for his efforts and contributions in both the world of sports and the business arena.

### HALL OF FAME

Professional Football Hall of Fame
United States Soccer Hall of Fame
Texas Sports Hall of Fame
International Tennis Hall of Fame
Missouri Sports Hall of Fame
Texas Business Hall of Fame

### LOCATION

Canton, Ohio
Oneonta, New York
Waco, Texas
Newport, Rhode Island
Springfield, Missouri
Houston, Texas

### YEAR ENSHRINED

1972
1982
1984
1993
1995
1997

# ALL-TIME NUMERICAL ROSTER

Player	Pos.	Year(s) Played	Player	Pos.	Year(s) Played
<b># 1</b>			<b># 12</b>		
Adamle, Mike	RB	1971-72	Jones, Reggie	WR	2001
Grupp, Bob	P	1979-81	Osiecki, Sandy	QB	1984
Moon, Warren	QB	1999-00	Pelluer, Steve	QB	1989-91
Pennington, Durwood	K	1962	<b># 13</b>		
Smith, Noland	KR	1967-69	Baker, Jon	K	1999
Stevens, Matt	QB	1987	Espinoza, Alex	QB	1987
<b># 2</b>			Flores, Tom	QB	1969
Clements, Tom	QB	1980	Gannon, Rich	QB	1995-98
Elliott, Lin	K	1994-95	Hill, Jim	DB	1966
Goodbum, Kelly	P	1987-90	Jaynes, Dave	QB	1974
Murray, Eddie	K	1992	Perez, Joe	WR	2000
Peterson, Todd	K	2000-01	Shaw, Dennis	QB	1978
<b># 3</b>			Wilson, Eddie	QB/P	1962-64
Agajanian, Ben	K	1961	<b># 14</b>		
Stenerud, Jan	K	1967-79	Bono, Steve	QB	1995-96
<b># 4</b>			Clark, Wayne	QB	1975
Barker, Bryan	P	1990-93	Pope, Daniel	P	1999
Fuller, Steve	QB	1979-82	Vlasic, Mark	QB	1991-92
Hamrick, James	K	1987	<b># 15</b>		
Stryzinski, Dan	P	2001	Blackledge, Todd	QB	1983-87
<b># 5</b>			Blundin, Matt	QB	1992-95
Aguiar, Louie	P	1994-98	Enis, Hunter	QB	1960
Colbert, Lewis	P	1986-87	Greene, Tom	QB	1961
deBruijn, Case	P	1982	McManus, Danny	QB	1988
McCann, Jim	P	1975	Ply, Bobby	DB	1962-67
Sauerbrun, Todd	P	2000	Podolak, Ed	RB	1969-77
<b># 6</b>			<b># 16</b>		
Arnold, Jim	P	1983-85	Collins, Todd	QB	1998-01
McVea, Warren	RB	1969-73	Duncan, Randy	QB	1961
Vitali, Mark	QB	1977	Lee, Jacky	QB	1967-69
<b># 7</b>			Longmire, Sam	DB	1976-78
Andrusyshyn, Zenon	P	1978	Matthews, Steve	QB	1994-96
Germaine, Joe	QB	2001	Mercer, Mike	K	1966
Gossett, Jeff	P	1981-82	Reardon, Kerry	CB	1971-76
Huarte, John	QB	1969-71	Whitehurst, David	QB	1984
Jaworski, Ron	QB	1974	<b># 17</b>		
Nott, Mike	QB	1976	Barnes, Pat	QB	1997
White, Ted	QB	1999	DeBerg, Steve	QB	1988-91
<b># 8</b>			Gehrke, Jack	WR	1968
Lowery, Nick	K	1980-93	Krieg, Dave	QB	1992-93
Tolliver, Billy Joe	QB	1997	Smith, Fletcher	DB	1966-67
<b># 9</b>			Wright, Elmo	WR	1971-74
Bentley, Scott	K	1999	<b># 18</b>		
Carlson, Dean	QB	1972-74	Flynn, Don	DB	1960-61
Jones, Reggie	WR	1997	Grbac, Elvis	QB	1997-00
Kenney, Bill	QB	1979-88	LaChapelle, Sean	WR	1996
<b># 10</b>			Thomas, Emmitt	CB	1966-78
Beathard, Pete	QB	1964-67, 73	<b># 19</b>		
Elkins, Mike	QB	1989-90	Davidson, Cotton	QB/P	1960-61
Green, Trent	QB	2001	Montana, Joe	QB	1993-94
Livingston, Mike	QB	1968-79	<b># 20</b>		
Saxton, James	HB	1962	Cherry, Deron	S	1981-91
Seurer, Frank	QB	1986-87	Hall, Dante	RB/KR	2000-01
Stoyanovich, Pete	K	1996-00	Hunt, Bobby	DB	1962-67
Sullivan, Kent	P	1992	Lowe, Paul	RB	1968-69
Van Pelt, Alex	QB	1993	Perkins, Horace	CB	1979
<b># 11</b>			Sellers, Goldie	DB	1968-69
Adams, Tony	QB	1975-78	Sensibaugh, Mike	S	1971-75
Gagliano, Bob	QB	1981-83	<b># 21</b>		
Grbac, Elvis	QB	1997-00	Austin, Hise	CB	1975
Hudson, Doug	QB	1987	Bayless, Martin	S	1992-93, 95-96

Player	Pos.	Year(s) Played	Player	Pos.	Year(s) Played
Gaines, Clark	RB	1981-82	Barbaro, Gary	S	1976-82
Garrett, Mike	RB	1966-70	Dishman, Cris	CB	1999-99
Homan, Dennis	WR	1971-72	Dozier, Cornelius	S	1987
Lewis, Garry	CB	1993	Jackson, Frank	WR	1961-65
Lewis, Tahuau	CB	1992	Lane, Skip	CB/S	1984
McKinney, Odis	S	1985	Oliver, Muhammed	CB	1993
Morgado, Arnold	RB	1977-80	Palmer, Paul	RB	1987-88
Reamon, Tommy	RB	1976	Porter, Lewis	E	1970
Saxon, James	RB	1988-91	Watson, Tim	S	1993-95
Stephens, John	RB	1993	West, Robert	WR	1972-73
Stockemer, Ralph	RB	1987	<b>#27</b>		
Vaughn, Jon	RB	1994	Brown, Theotis	RB	1983-84
Webster, David	DB	1960-61	Green, Woody	RB	1974-76
Woods, Jerome	S	1996-01	Hill, Greg	RB	1994-97
<b>#22</b>			Kratzer, Dan	WR	1973
Bookman, John	DB	1960	Milo, Ray	S	1978
Carter, Perry	CB	1995	Porter, Kevin	S	1988-92
Cocroft, Sherman	S	1985-87	Rose, Donovan	CB	1980
Grow, Monty	S	1994	Smith, Blane	S	1987
Hagy, John	S	1991	Taylor, Jay	CB	1993-95
Harrison, Glynn	RB	1976	Walker, Bracy	S	1994, 98-01
Jakes, Van	DB	1983-84	<b>#28</b>		
Marshall, Larry	DB/KR	1972-73, 78	Haynes, Abner	RB	1960-65
McKnight, Ted	RB	1977-81	<b>#29</b>		
Mitchell, Willie	DB	1964-71	Belser, Jason	S	2001
Morris, Donnie Joe	RB	1974	Hill, Greg	RB	1993-97
Shehee, Rashaan	RB	1998-99	Lewis, Albert	CB	1983-93
Smith, J.J.	RB	1995-96	McMillian, Mark	CB	1997-98
Williams, Harvey	RB	1991-93	Powers, Clyde	S	1978
<b>#23</b>			Washington, Brian	CB	1995-96
Blaylock, Derrick	RB	2001	Williams, Robert	S	1998-99
Coan, Bert	RB	1963-68	<b>#30</b>		
Dickerson, Ron	WR	1993-94	Bayless, Martin	S	1992-93, 95-96
Gant, Earl	RB	1979-80	Bennett, Donnell	RB	1994-00
Gray, Carlton	CB	1999-00	Bledsoe, Curtis	RB	1981-82
Hadley, David	CB	1970-72	Carruth, Paul Ott	RB	1989
Hill, Greg	CB	1984-88	Miller, Cleophus	RB	1974-75
Johnson, Clyde	CB	1997	Richardson, Gloster	WR	1967-70
Keyes, Leroy	RB	1973	Robinson, Mark	S	1984-87
Smith, Lucious	CB	1983	Spikes, Jack	RB/K	1960-64
Swink, Jim	HB	1960	<b>#31</b>		
Word, Barry	RB	1990-92	Holmes, Priest	RB	2001
Wyatt, Kevin	CB	1987	Kinney, Jeff	RB	1972-76
<b>#24</b>			Reese, Jerry	S	1979-80
Bartee, William	CB	2000-01	Ross, Kevin	CB	1984-93, 97
Belser, Ceaser	DB	1968-71	Thomas, Jewerl	RB	1983
Ellison, Willie	RB	1973-74	Woods, Jerome	CB	1996-99
Green, Gary	CB	1977-83	<b>#32</b>		
Kaiser, Jason	CB	1998	Agee, Tommie	RB	1989
McMillian, Erik	S	1993	Allen, Marcus	RB	1993-97
Pearson, Jayvice	CB	1986-92	Dickinson, Bo	RB	1960-61
Terry, Doug	S	1992-95	Horton, Ethan	RB	1985
Williamson, Fred	DB	1965-67	Johnson, Jack	DB	1961
Wright, Felix	S	1993	Jones, Doug	DB	1973-74
<b>#25</b>			McClinton, Curtis	RB/TE	1962-69
Collins, Mark	CB/S	1994-96	Moriarty, Larry	RB	1986-88
Copeland, Danny	S/KR	1989-90	Reed, Tony	RB	1977-80
Epps, Jack	S	1987	Terry, Doug	S	1992-95
Hollis, David	DB/KR	1988	<b>#33</b>		
Nix, Doyle	DB	1961	Johnson, Curley	HB	1960
Pitts, Frank	WR	1965-71	Johnson, Stone	RB	1963
Stradford, Troy	RB	1991	Pricer, Bill	RB	1961
Terry, Doug	S	1992-95	<b>#34</b>		
Tongue, Reggie	S	1996-99	Burruss, Lloyd	S	1981-91
Warner, Charley	DB	1963-64	Carter, Dale	CB	1992-98
Wesley, Greg	S	2000-01	Cloud, Mike	RB	1999-01
Wesson, Ricky	CB	1977	Haslip, Wilbert	RB	1979
<b>#26</b>					
Adams, Vashone	S	1998			
Allen, Taje	CB	2001			

Player	Pos.	Year(s) Played	Player	Pos.	Year(s) Played
Payton, Eddie	KR	1978	Ricks, Lawrence	RB	1983-84
<b>#35</b>			Robinson, Johnny	S/HB	1960-71
Atkins, Larry	S	1999-00	Smith, Jeff	RB/KR	1985-86
Belton, Horace	RB	1978-81	Washington, Tim	CB	1982
Johnson, Melvin	S	1998	<b>#43</b>		
Okoye, Christian	RB	1987-92	Bolden, Juran	CB	1999
Otis, Jim	RB	1971-72	Brockington, John	RB	1977
Stover, Smokey	LB	1960-66	Jackson, Billy	RB	1981-84
Thomas, Ken	RB	1983	Jones, Bill	RB	1990-92
White, William	S	1994-96	Parker, Robert	RB	1987
<b>#36</b>			Pruitt, Mike	RB	1985-86
Daniels, Clemon	DB	1960	Thomas, Bill	RB	1974
Hill, Mack Lee	RB	1964-65	Williams, Jermaine	FB	2001
<b>#37</b>			<b>#44</b>		
Collier, Tim	CB	1976-79	Anderson, Darren	CB	1994-97
Delaney, Joe	RB	1981-82	Harris, Eric	CB	1980-82
<b>#38</b>			Harris, Jimmy	DB	1960-61
Anders, Kimble	FB	1991-00	Heard, Herman	RB	1984-89
Brannon, Solomon	DB	1965-66	Kelley, Ed	DB	1961
Gunter, Michael	RB	1984	Parker, Kerry	CB	1984
Hayes, Wendell	RB	1968-74	Thompson, Leroy	RB	1995
Jackson, Gerald	S	1979	Warfield, Eric	CB	1998-01
Loveall, Calvin	CB	1988	Williams, Harvey	RB	1991-93
Odom, Ricky	S	1978	Williams, Jerrol	LB	1994
Roquemore, Durwood	CB	1982-83	Wilson, Jerrel	P	1963-77
Thomas, Carlton	CB	1987	<b>#45</b>		
<b>#39</b>			Baber, Billy	TE	2001
Bailey, Mark	RB	1977-78	Brooks, Bucky	CB	1997-98
Crockett, Ray	CB	2001	Bryant, Trent	CB	1982-83, 87
Everett, Eric	CB	1991	Grayson, Dave	DB	1961-64
Griffin, Stephen	RB	1987	Holmes, Robert	RB	1968-71
Morris, Bam	RB	1999	Johnson, Jimmie	TE	1994
Pickens, Bruce	CB	1993	Johnson, Sidney	CB	1988
Thompson, Del	RB	1982	LaGrand, Morris	RB	1975
<b>#40</b>			McNeil, Pat	RB	1976-77
Bell, Billy	CB	1991	Petry, Stan	CB	1989-91
Davis, Ricky	S	1977	Saxon, James	RB	1988-91
Green, Boyce	RB	1986	Stargell, Tony	CB	1996
Harris, Corey	CB	2001	Talton, Ken	RB	1980
Hasty, James	CB	1995-00	Thomas, Gene	FB	1966-67
Jackson, Charlie	DT	1960	Thompson, Ernie	RB	1993
Lacy, Ken	RB	1984-85, 87	<b>#46</b>		
Mack, Cedric	CB	1992	Clemons, Michael	RB/KR	1987
Marsalis, Jim	CB	1969-75	Dombroski, Paul	S	1980-81
Walker, Bracy	S	1994, 98-00	Fields, Jitter	KR	1987
Williams, Lawrence	KR/WR	1976-77	Gray, Tim	S	1976-78
Williams, Robert	CB	1993	Jones, Victor	RB	1994
<b>#41</b>			Kearney, Jim	DB	1967-75
Christopher, Herb	S	1979-82	King, Bruce	RB	1985-86
Crawford, Keith	S	1998	Moreau, Frank	RB	2000
Dennis, Pat	CB	2000-01	Smith, Noland	KR	1967-69
Dressler, Doug	RB	1975	Thompson, Bennie	S	1992-93
Evans, James	RB	1987	Washington, Charles	DB	1990-91
Hill, Kenny	S	1989	Williams, Robert	CB	1998-99
Jankowski, Bruce	WR	1971-72	Zaruba, Carroll	DB	1960
Jenkins, Keyvan	RB/KR	1988	<b>#47</b>		
Parker, Anthony	CB	1991	Golub, Chris	S	1977
Pippens, Woodie	RB	1987	Martin, Don	CB	1975
Tongue, Reggie	S	1996-99	Osley, Willie	DB	1974
Whitmore, David	S	1993-94	Scott, Todd	S	1997
<b>#42</b>			Smith, Chris	WR	1973
Carter, M.L.	CB	1979-81	<b>#48</b>		
Donaldson, Jeff	S	1990	Allen, Nate	CB	1971-74
Harts, Shaunard	S	2001	Burgmeier, Ted	S	1978
Lane, MacArthur	RB	1975-78	Colter, Jeff	DB	1987
Malone, Darrell	CB	1992	Gamble, Kenny	RB/KR	1988-90
Mincy, Charles	S	1991-94	Hadnot, James	RB	1980-83
			Jones, E.J.	RB	1985
			Lane, Garcia	CB/KR	1985, 87

Player	Pos.	Year(s) Played
McNair, Todd	RB	1989-93, 96
Popson, Ted	TE	1997-98
Stowers, Tommie	RB	1994
Taylor, Steve	S	1976
Washington, Brian	S	1995-96
Wood, Duane	DB	1960-64

### #49

Gay, Matt	S	1994
Nelson, Teddy	CB	1987
Richardson, Tony	FB	1995-01
Thomas, Charlie	KR	1975

### #50

Anderson, Erick	LB	1992-93
Atkins, Larry	LB	2001
Barton, Jim	C	1960
Daniels, Calvin	LB	1982-85
Davis, Anthony	LB	1994-98
Del Rio, Jack	LB	1987-88
Kearney, Tim	LB	1975
McGovern, Rob	LB	1989-90
Oriad, Mike	C	1970-73
Peterson, Cal	LB	1979-81
Sanders, Clarence	LB	1978
Thornbladh, Bob	LB	1974

### #51

Bush, Lew	LB	2000
Cadrez, Glenn	LB	2001
Donnalley, Rick	C	1986-87
Fraser, Jim	LB	1965
Jackson, Charles	LB	1978-84
Linger, Adam	C	1983-86, 88
Lynch, Jim	LB	1967-77
Manusky, Greg	LB	1994-99
Marts, Lonnie	LB	1991-93

### #52

Abell, Bud	LB	1966-68
Howard, Thomas	LB	1977-83
Humphrey, Tom	C	1974
Hyde, Glenn	C	1987
Jolly, Ken	LB	1984-85
Olsen, Orrin	C/G	1976
O'Neal, Andre	LB	2000-01
Rogers, Tracy	LB	1990-96
Snipes, Angelo	LB	1987-89

### #53

Andrews, Billy	LB	1976-77
Avery, Ken	LB	1975
Hamilton, Rick	DE	1994-95
Howard, Todd	LB	1987-88
Moten, Gary	LB	1987
Patton, Marcus	LB	1999-01
Paul, Whitney	DE/LB	1976-81, 86
Rush, Bob	C	1983-85
Stephens, Santo	LB	1993
Webster, Mike	C	1989-90

### #54

Ashley, Walker Lee	LB	1989
Cofield, Tim	LB	1986-88
Favors, Greg	LB	1998
Greene, Ted	LB	1960-62
Hudock, Mike	C	1967
Manumaleuga, Frank	LB	1979-81
Simien, Tracy	LB	1991-97
Walker, James	LB	1983
Werner, Clyde	LB	1970-74, 76
Waters, Brian	C	2000-01

Player	Pos.	Year(s) Played
--------	------	-------------------

### #55

Best, Keith	LB	1972
Cooper, Louis	LB	1985-90
Dimmick, Tom	C	1960
Dumas, Troy	LB	1995-97
George, Ron	LB	1998-00
Holub, E.J.	C/LB	1961-70
Klug, Dave	LB	1981-83
Peterson, Bill	LB	1975
Randle, Ervin	LB	1991-92
Rozumek, Dave	LB	1976-79
Stams, Frank	LB	1995
Stills, Gary	LB	2001

### #56

Ale, Arnold	LB	1994
Ane, Charlie	C	1975-80
Bush, Lew	LB	2001
Cancik, Phil	LB	1981
Corey, Walt	LB	1960-66
Dixon, Ernest	LB	1998
Graham, Tom	LB	1974
Hackett, Dino	LB	1986-92
Haynes, Louis	LB	1982-83
Simmons, Wayne	LB	1997-98
Stills, Gary	LB	1999-00

### #57

Blanton, Jerry	LB	1979-85
Elrod, Jimbo	LB	1976-78
Harrell, James	LB	1987
Holmes, Bruce	LB	1987
Houston, Bobby	LB	1997
Jamison, George	LB	1994-96
Martin, Chris	LB	1988-92
Maslowski, Mike	LB	1999-01
Palewicz, Al	LB	1973-75
Willard, Jerrott	LB	1998

### #58

Baugh, Tom	C	1986-88
Martin, Dave	LB	1968
Potter, Steve	LB	1983
Rice, Andrew	DT	1966-67
Rudnay, Jack	C	1970-82
Thomas, Derrick	LB	1989-99
Thompson, Arland	G	1987

### #59

Burks, Ray	LB	1977
Edwards, Donnie	LB	1996-01
Fields, Jaime	LB	1993-95
Harvey, Stacy	LB	1989
Hawkins, Andy	LB	1988
Snow, Percy	LB	1990-92
Spani, Gary	LB	1978-86

### #60

Baab, Mike	C	1992
Daney, George	G	1968-74
Herkenhoff, Matt	T	1976-85
Ingram, Byron	G	1987-88
Lindstrom, Chris	DE	1987
Reynolds, Al	G	1960-67
Willis, Donald	G	2000-01

### #61

Adickes, Mark	G	1986-89
Biodrowski, Dennis	G	1963-67
Cadwell, John	G	1961
Culp, Curley	DT	1968-74
Fazier, Cliff	DT	1977
Grunhard, Tim	C	1990-00

Player	Pos.	Year(s) Played	Player	Pos.	Year(s) Played
Hudson, Bob	LB	1960	<b>#68</b>		
Parish, Don	NT	1978-82	Auer, Scott	G/T	1984-85
Zamberlin, John	LB	1983-84	Bernhardt, Roger	G	1975
<b>#62</b>			Morris, Michael	C	1989
Chilton, Gene	G/C	1989	Nunnery, R.B.	DT	1960
Fournet, Sid	G	1960-61	Shields, Will	G	1993-01
Helton, Darius	G	1977	Walker, Wayne	K	1967
Kirchbaum, Kelly	LB	1980	<b>#69</b>		
Liggett, Bob	DT	1970	Allotey, Victory	G	2001
Linger, Adam	C	1983-86, 88	Blackshear, Jeff	G	2000
McLean, Ron	NT	1988	Criswell, Jeff	T	1995-98
Parker, Glenn	G/T	1997-99	DeBernardi, Fred	DE	1974
Pietrzak, Jim	C	1987	Headrick, Sherrill	LB	1960-67
Story, Bill	G	1975	Meisner, Greg	DE	1989-90
Thomas, Todd	C	1981	Steinfeld, Al	C	1982
Wiegmann, Casey	C	2001	<b>#70</b>		
<b>#63</b>			Cannon, Mark	C	1989
Lanier, Willie	LB	1967-77	Farrier, Curt	DT	1963-65
Maas, Bill	NT/DE	1984-92	Kelly, Bobby	T	1967
Olenchak, John	C/LB	1981-82	Lathrop, Kit	DE	1986
Terrell, Marvin	G	1960-63	McElroy, Reggie	T	1993
<b>#64</b>			Nelson, Mark	T	1987
Acker, Bill	NT/DE	1982, 87	Nicholson, Jim	T	1974-79
Beisler, Randy	G	1975	Rourke, Jim	G	1980-84, 86
Feehery, Gerry	C	1988	Sally, Jerome	NT	1988
Harvey, James	G	1987-88	Shields, Billy	T	1985
Kirchner, Mark	T/G	1983	Smith, Dave	WR	1973
Krisher, Bill	G	1960-61	Smith, Sid	T	1970-72
Merz, Curt	G/DE	1962-68	Spears, Marcus	T	1997-01
Oldermann, Bob	G	1985	Stone, Jack	T	1960
Ricketts, Tom	G	1993	Wallace, Steve	T	1997
Studdard, Les	C	1982	Woodard, Ray	DE	1987
Tamm, Ralph	G	1997-99	<b>#71</b>		
Washington, Thomas	DT	2000	Barndt, Tom	DT/G	1996-99
<b>#65</b>			Budde, Brad	G	1980-86
Adkins, Kevin	C	1987	Budde, Ed	G	1963-76
Condon, Tom	G	1974-84	Collins, Ray	DT	1960-61
DiGiacomo, Curt	G	1988	Dohring, Tom	T	1992
Fada, Rob	G	1985	Getz, Lee	G	1987
Gilliam, Jon	C	1961-67	Kragen, Greg	DT	1994
Kauahi, Kani	C	1992	Lindstrom, Dave	DE	1978-85
Knapp, Lindsay	G/T	1993-94	McCleary, Norris	DT	2000
Prudhomme, Remi	G	1968-69	Thorp, Don	DE	1988
Smith, Jeff	C/G	1996-99	<b>#72</b>		
Winters, Frank	G/C	1990-91	Alford, Darnell	T	2000-01
<b>#66</b>			DiMidio, Tony	T	1966-67
Bishop, Sonny	G	1962	Lutz, David	G/T	1983-92
Budde, Brad	G	1980-86	Maczuzak, John	DT	1964
Doubiago, Dan	WR	1978	Oates, Brad	T	1980-81
Frazier, Wayne	C	1966-67	Parks, Nate	T	1997
Frey, Dick	DE	1960	Rochester, Paul	DT	1960-63
Rasley, Rocky	G	1975	Siglar, Ricky	T	1993-96, 98
Riley, Victor	T	1998-01	Simons, Keith	DT	1976-77
Siglar, Ricky	T	1993-96, 98	Smith, Franky	T	1980
Stein, Bob	LB	1969-72	Staysniak, Joe	G	1992
Wickert, Tom	G	1977	Villa, Danny	G	1993-96
<b>#67</b>			Walton, Wayne	G/T	1973-74
Black, James	DE	1987	Williams, Sammy	T	1999
Kubik, Brad	G	1998-99	<b>#73</b>		
Larpenter, Carl	G	1962	Dawson, Mike	NT	1984
Proby, Bryan	DT	1995	Harris, Michael	C/G	1989
Seals, George	DT	1972-73	Hill, Dave	T	1963-74
Stensrud, Mike	NT/DE	1988	Jones, Willie	T	2000-01
Still, Art	DE	1978-87	Jozwiak, Brian	G	1986-88
Swoops, Patrick	NT	1991	Palmer, Gery	G	1975
Wilson, Mike	G	1975	Simmons, Bob	G	1977-83
Word, Mark	DE	1999	Swanson, Pete	G/T	1998
			Valerio, Joe	T	1991-95
			Wolf, James	DT	1976

Player	Pos.	Year(s) Played
<b>#74</b>		
Acker, Bill	NT/DE	1982-87
Cornelison, Jerry	T	1960-65
Estes, Lawrence	DE	1975-76
Graham, Derrick	T	1974-82
Holmes, Pat	DE	1973
Jenkins, Trezelle	T	1995-97
Keating, Tom	DT	1974-75
Koch, Pete	DE	1985-87
Lloyd, Jeff	NT	1978
Mangiero, Dino	NT	1980-83
Trosch, Gene	DE	1967-69
Wallace, Steve	T	1997

<b>#75</b>		
Eatman, Irv	T	1986-90
Gardner, Ellis	T	1983
Granderson, Rufus	T	1960
Hicks, Sylvester	DE	1971-81
Maddox, Bob	DE	1975-76
Mays, Jerry	DT/DE	1961-70
McCleary, Norris	DT	2001
McGlockton, Chester	DT	1998-00
Peay, Francis	T	1973-74
Phillips, Joe	DT	1992-97
Ross, Louis	DE	1975

<b>#76</b>		
Alt, John	T	1984-96
Drougas, Tom	T	1974
Moorman, Mo	G	1968-72
Napier, Walter (Buffalo)	DT	1960-61
Rosdahl, Hatch	DE	1964-65
Tait, John	T	1999-01
Taylor, Roger	T	1981
Walters, Rod	G	1976, 78-80

<b>#77</b>		
Baldinger, Rich	T	1983-92
Getty, Charlie	T	1974-82
McDaniels, Pellom	DE	1993-98
Rogers, Steve	T	1987
Tyrer, Jim	T	1961-73

<b>#78</b>		
Bell, Bobby	LB	1963-74
Lee, Willie	DT	1976-77

<b>#79</b>		
Brown, Larry	T	1978-79
Diamond, Charlie	T	1960-63
Dotson, Alphonse	DT	1965
Downing, Eric	DT	2001
Gagner, Larry	G	1972
Hoppock, Doug	T	1987
Matusak, John	DT	1974-75
Meyers, Jerry	DE	1980
Prater, Dean	DE	1982-83
Szott, Dave	G	1990-00

<b>#80</b>		
Barnes, Lew	WR/KR	1989
Cannon, Billy	TE	1970
Carolan, Reg	E	1964-68
Craig, Reggie	WR	1975-76
Dawson, Lake	WR	1994-97
Dirden, Johnny	KR	1979
Dorsey, Larry	WR	1978
Garcia, Bubba	WR	1980
Hamilton, Andy	WR	1973-74
Jones, Fred	WR	1990-93
Keel, Mark	TE	1987
Koss, Stein	TE	1987
Murphy, James	WR	1981

Player	Pos.	Year(s) Played
Parker, Larry	WR	1999-01
Romeo, Tony	E	1961
Shorthose, George	WR	1985
Tate, Willy	TE	1998
Weathers, Clarence	WR	1989
Williams, Mike	RB/TE	1979-81

<b>#81</b>		
Boydston, Max	E	1960-61
Brooker, Tommy	E/K	1962-66
Colbert, Darrell	WR	1987-88
Hargain, Tony	WR	1992
Hines, Jimmy	E	1970
Jones, Hasson	WR	1993
Jones, Rod	TE	1987-88
Lockett, Kevin	WR	1997-00
McCarthy, Mickey	TE	1969
Minnis, Marvin	WR	2001
Penn, Chris	WR	1994-96
Scott, Willie	TE	1972-73
Thomas, Robb	WR	1989-91
Upshaw, Marvin	DE	1970-75
White, Walter	TE	1975-79

<b>#82</b>		
Alexander, Derrick	WR	1998-01
Barnes, Charley	E	1961
Barnett, Tim	WR	1991-93
Butler, Gary	TE	1973
Hancock, Anthony	WR/KR	1982-86
Keelar, Bill	WR	1978
Lothamer, Ed	DT	1964-69, 71-72
Miller, Bill	E	1962
Taylor, Kitrick	WR/KR	1988
Walker, Derrick	TE	1994-97
Whitaker, Danta	TE	1990

<b>#83</b>		
Blakely, Robert	WR	1982
Brunson, Larry	WR	1974-77
Frazier, Willie	TE	1971-72
Gammon, Kendall	TE	2000-01
Gaunty, Steve	WR	1979
Harvey, Marvin	TE	1981
Hughes, Danan	WR	1993-98
Johnson, Lonnie	TE	1999
McRae, Jerrold	WR	1978
Paige, Stephone	WR	1983-91
Smith, Michael	WR	1992
Stephens, Hal	DE	1985
Stroud, Morris	TE	1969-74
Trahan, John	WR	1987

<b>#84</b>		
Arbanas, Fred	TE	1962-70
Bergey, Bruce	TE	1971
Briggs, Bob	DE	1974
Coffman, Paul	TE	1986-87
Davis, Willie	WR	1991-95
Dixon, Al	TE	1979-82
Estell, Richard	WR	1987
Holston, Mike	WR	1985
Horn, Joe	WR	1996-99
Little, Dave	TE	1984
Masters, Billy	TE	1975-76
Morris, Sylvester	WR	2000-01
Wade, Charlie	WR	1977
Worthen, Naz	WR	1989-90

<b>#85</b>		
Bailey, Victor	WR	1995-96
Beckman, Ed	TE	1977-84
Bernet, Ed	E	1960
Hayes, Jonathon	TE	1985-93
Hull, Bill	DE	1962

Player	Pos.	Year(s) Played	Player	Pos.	Year(s) Played
Hurston, Chuck	DE	1965-70	<b>#91</b>		
Jacoby, Mitch	TE	1999	Baldinger, Gary	DE	1986-88
Johnson, Dick	E	1963	Clavelle, Shannon	DT	1997
Johnson, Reggie	TE	1996	Kremer, Ken	NT	1979-84
Martin, Eric	WR	1994	Mumphrey, Lloyd	DE	1987
Nash, Kenny	WR	1987	O'Neal, Leslie	DE	1998-99
Pearson, Barry	WR	1974-76	Parten, Ty	DT	1997-98
Perriman, Brett	WR	1997	Sands, Terdell	DT	2001
Pupunu, Alfred	TE	1997	<b>#92</b>		
Ricks, Mikhael	WR	2000-01	Harris, Bob	LB	1987
Roche, Brian	TE	1998	McCabe, Jerry	LB	1988
Slaughter, Webster	WR	1995	Mickell, Darren	DE	1992-95
Young, Michael	WR	1994	Williams, Dan	DE	1997, 99-01
<b>#86</b>			Yakovonis, Ray	NT	1983
Brown, Eric	WR	1987	<b>#93</b>		
Buchanan, Buck	DT	1963-75	Browning, John	DE/DT	1996-01
Butler, Gerald	WR	1977	Dressel, Chris	TE	1989
Davis, Dick	DE	1962	Hardison, Dee	NT	1988
Harry, Emile	WR	1986-92	Holle, Eric	DE	1984-87
Miller, Paul	DE	1960-61	Junkin, Mike	LB	1989
Samuels, Tony	TE	1977-80	<b>#94</b>		
Smith, J.T.	WR	1978-84	Evans, Mike	DE	1992
<b>#87</b>			Hicks, Kerry	DE/DT	1996-97
Arnold, Walt	TE	1984-87	Hobgood-Chittick, Nate	DT	2001
Bartrum, Mike	TE	1993	McAlister, Ken	LB	1984-87
Branch, Mel	E	1960-61	Nottage, Dexter	DE	1997
Brown, Aaron	DE	1966-72	Spann, Gary	LB	1988
Drayton, Troy	TE	2000	Stedman, Troy	LB	1988
Dyal, Mike	TE	1992-93	Traylor, Keith	DT	1995-96
Greene, Tracy	TE	1994	<b>#95</b>		
Kennison, Eddie	WR	2001	Case, Frank	DE	1981
Lohmeyer, John	DE	1973, 75-77	Clark, Bruce	DE	1989
Montagne, Dave	WR	1987	Fazier, Randy	LB	1987
Roberts, Alfredo	TE	1988-90	Manuel, Sean	TE	1998
Rome, Stan	WR	1979-82	Paine, Jeff	LB	1984-85
Sadowski, Troy	TE	1991	Perry, Michael Dean	DT	1997
Strada, John	TE	1974	Ransom, Derrick	DT	1998-01
Thomas, Chris	WR	2001	Sims, Tom	NT	1991-91, 96
Vanover, Tamarick	WR	1995-99	<b>#96</b>		
Wetzel, Ron	TE	1983	Biesel, Monty	DE	2001
<b>#88</b>			Jones, Fred	LB	1987
Bailey, Victor	WR	1995-96	Newton, Tim	DT	1993-94
Birden, J.J.	WR	1990-94	Pearson, Aaron	LB	1986-88
Burford, Chris	E	1960-67	Rucker, Keith	DT	1997
Carson, Carlos	WR	1980-89	Williams, Tyrone	DE/DT	2000
Gonzalez, Tony	TE	1997-01	<b>#97</b>		
Slaughter, Webster	WR	1995	Holloway, Tony	LB	1987
Walton, Riley	TE	1987	Johnson, Ken	DE	1987
White, Walter	TE	1975-79	Owens, Rich	DE	2001
<b>#89</b>			Parten, Ty	DT	1997-00
Bryant, Bob	E	1960	Radecic, Scott	LB	1984-86
Cash, Keith	TE	1992-96	Saleaumua, Dan	DT	1989-96
Dunn, Jason	TE	2001	<b>#98</b>		
Hodges, Eric	WR	1987	Griffin, Leonard	DE	1986-93
Holoahan, Pete	TE	1991	Hicks, Eric	DE	1998-01
Jeralds, Luther	DE	1961	Waldrop, Rob	DT	1994
Mandley, Pete	WR	1989-90	Walker, John	DT	1987
Marshall, Henry	WR	1976-87	<b>#99</b>		
Rison, Andre	WR	1997-99	Bell, Mike	DE	1979-85, 87-91
Taylor, Otis	WR	1965-75	Booker, Vaughn	DE	1994-97
<b>#90</b>			Clemons, Duane	DE	2000-01
Anderson, Curtis	DE	1979	Holland, Darius	DT	1998
Dixon, Ronnie	DT	1998	Ladd, Ernie	DT	1967-68
Hamm, Bob	DE	1985	Young, Wilbur	DE	1971-77
Martin, Steve	DT	2000			
Smith, Neil	DE	1988-96			
Williams, Tyrone	DE/DT	2001			
Wooden, Terry	LB	1997			

**PLAYERS WHO WORE  
MULTIPLE JERSEYS**

64, 74	Acker, Bill	NT/DE	1982, 87
35, 50	Atkins, Larry	LB/S	1999-01
85, 88	Bailey, Victor	WR	1995-96
21, 30	Bayless, Martin	S	1992-93, 95-96
66, 71	Budde, Brad	G	1980-86
51, 56	Bush, Lew	LB	2000-01
11, 18	Grbac, Elvis	QB	1997-00
27, 29	Hill, Greg	RB	1994-97
9, 11	Jones, Reggie	WR	1997, 2001
51, 62	Linger, Adam	C	1983-86, 88
71, 75	McCleary, Norris	DT	2000-01
91, 97	Parten, Ty	DT	1997-00
21, 45	Saxon, James	RB	1988-91
66, 72	Siglar, Ricky	T	1993-96, 98
85, 88	Slaughter, Webster	WR	1995
1, 46	Smith, Noland	KR	1967-69
55, 56	Stills, Gary	LB	2000-01
24, 25, 32	Terry, Doug	S	1992-95
25, 41	Tongue, Reggie	S	1996-99
40, 27	Walker, Bracy	S	1994, 98-00
70, 74	Wallace, Steve	T	1997
29, 48	Washington, Brian	S	1995-96
81, 88	White, Walter	TE	1975-79

22, 44	Williams, Harvey	RB	1991-93
46, 29	Williams, Robert	CB	1998-99
90, 96	Williams, Tyrone	DE/DT	2000-01
21, 31	Woods, Jerome	S	1996-01

**CHIEFS RETIRED JERSEYS**

3	Jan Stenerud	K	1967-79
16	Len Dawson	QB	1962-75
28	Abner Haynes	RB	1960-64
33	Stone Johnson	RB	1963
36	Mack Lee Hill	RB	1964-65
63	Willie Lanier	LB	1967-77
78	Bobby Bell	LB	1963-74
86	Buck Buchanan	DT	1963-75

**JERSEYS WORN BY JUST ONE PLAYER**

16	Len Dawson	QB	1962-75
28	Abner Haynes	RB	1960-64

**MOST FREQUENTLY ISSUED JERSEY**

80	Worn by 19 different players	1960-01
----	------------------------------	---------

**ALL-TIME HEAD COACHES**

YEAR	COACH	RECORD	PCT.
1960-74	Hank Stram	124-76-10	.614
1975-77	Paul Wiggin	11-24-0	.314
1977	Tom Beltis	1-6-0	.143
1978-82	Marv Levy	31-42-0	.425
1983-86	John Mackovic	30-34-0	.469
1987-88	Frank Ganzs	8-22-1	.274
1989-98	Marty Schottenheimer	101-58-1	.634
1999-00	Gunther Cunningham	16-16-0	.500
2001	Dick Vermeil	6-10	.375

**ALL-TIME ASSISTANT COACHES**

Abernethy, Rick	1979-82	Giunta, Peter	2001	Roach, Dick	1978-80
Adolph, Dave	1992-94, 99	Grabner, Doug	1983-86	Robinson, Greg	2001
Arians, Bruce	1989-92	Hackett, Paul	1993-98	Ross, Bobby	1978-81
Ball, Russ	1989-98	Hairston, Carl	1995-96, 2001	Rossley, Tom	1999
Beake, John	1968-74	Hatley, Mark	1987	Rowen, Keith	1999-01
Beckman, Ed	1987-88	Helm, J. D.	1982-88	Roy, Alvin	1968-72
Beltis, Tom	1966-77, 88	Hewgley, C.T.	1983-88	Rust, Rod	1978-82, 88
Brazil, Dave	1984-88	Hostler, Jim	2000	Saunders, Al	1989-98, 2001
Bresnahan, Tom	1981-82	Hughes, Ed	1960-62	Saxon, James	2001
Brewster, Darrell "Pete"	1964-73	Humenuik, Rod	1983-84	Schnelker, Bob	1975-77
Bunting, John	1993-96	Hurd, Jeff	1998-01	Schottenheimer, Brian	1998
Carson, Bud	1983	James, Lionel	1998	Schottenheimer, Kurt	1989-00
Catlin, Tom	1960-65	Joiner, Charlie	2001	Sefcik, George	1988
Clements, Tom	2000	Karmelowicz, Bob	1997-01	Shaw, Willie	2000
Christiansen, Jack	1977	Lavan, Al	1999-00	Shea, Terry	2001
Cignetti, Jr., Frank	1999	Lawrence, Don	1980-82, 87-88	Shell, Art	1995-96
Corey, Walt	1971-74, 78-86	Long, Billy	2001	Smith, Homer	1987
Costello, Vince	1975-76	Lowe, Woodrow	1995-98	Solari, Mike	1997-01
Cottrell, Ted	1981-82	Mann, Richard	1999-00	Spencer, Joe	1975-80
Cowher, Bill	1989-91	Matthews, Billie	1987-88	Stock, Mike	1995-00
Cunningham, Gunther	1995-98	Mauck, Carl	1986-88	Vecchiarella, Jim	1983-85
Dalton, Kay	1978-82	McCarthy, Mike	1993-98	Verduzco, Jason	2001
Daniel, Dan	1983-85	McCulley, Pete	1983-86	Vitt, Joe	2000-01
Dungy, Tony	1989-91	Mills, Chuck	1966	Waller, Ron	1978-82
Eatman, Irv	2001	Mudd, Howard	1989-92	Wallis, Darwin	1989-01
Edwards, Herman	1993-94	O'Boyle, Tommy	1966-74	Walsh, Bill	1960-74
Erkenbeck, Jim	1989-91, 95-98	Ortmayer, Steve	1975-77	White, Mike	2001
Fish, Jeff	1999-00	Pagna, Tom	1978-79	Williamson, Richard	1983-86
Franklin, Chet	1975-77	Parker, Roberto	1997-98	Wilson, Eddie	1974
Galbraith, Marty	1985	Peete, Willie	1983-86	Wood, Richard	1987-88
Ganzs, Frank	1981-82, 86	Pendry, Joe	1989-92	Young, John Paul	1986-87
Ganzs Jr., Frank	2001	Pratt, Tom	1963-77, 89-94, 2000	Zook, Ron	1999
Chilotti, Bob	1962-63	Raye, Jimmy	1992-00		
Gibbs, Alex	1993-94	Redding, Dave	1989-97		

## ALL-TIME ROSTER BY COLLEGES

*The Chiefs players listed on the club's all-time roster have been produced by 224 different colleges and universities.*

Abilene Christian	2	Florida A&M	2	NE Missouri State	1	Southern Colorado	1
Alabama	7	Florida State	9	Nebraska	2	Southern Illinois	2
Alabama A&M	1	Fresno State	3	Nebraska - Omaha	1	Southern Methodist	12
Alcorn	1	Frostburg State	1	Nevada - Reno	1	Southern Mississippi	5
Alcorn A&M	1	Furman	1	New Hampshire	1	Southwest Louisiana	1
Alcorn State	1	Georgia	3	New Mexico	3	Southwest Texas State	1
Appalachian State	2	Georgia Tech	3	New Mexico State	3	Southwestern Louisiana	1
Arizona	7	Graceland (Iowa)	1	Nicholls State	3	Stanford	7
Arizona State	11	Grambling	11	North Alabama	1	Stephen F. Austin	3
Arkansas	4	Hampton Institute	1	North Carolina	8	Syracuse	3
Arkansas A&M	2	Hawaii	3	North Carolina Central	1	Tampa	3
Arkansas - Pine Bluff	1	Heidelberg	1	North Carolina College	1	Tarkio	1
Auburn	12	Holy Cross	2	North Carolina State	2	Temple	4
Azusa Pacific	1	Houston	7	North Dakota	1	Tennessee	3
Ball State	1	Howard	3	North Dakota State	1	Tennessee A&I	1
Baylor	11	Howard Payne	1	North Texas	1	Tennessee - Chattanooga	1
Bethune-Cookman	2	Idaho	2	North Texas State	4	Tennessee State	10
Bishop College	2	Idaho State	2	Northeast Louisiana	3	Texas	16
Boise State	1	Illinois	3	Northern Arizona	3	Texas A&I	3
Boston College	5	Indiana	6	Northern Colorado	2	Texas A&M	6
Boston University	2	Indiana (Pa.)	1	Northern Illinois	2	Texas Christian	8
Bowling Green	2	Iowa	10	Northwestern	4	Texas Southern	5
Brigham Young	6	Iowa State	4	Northwestern (La.) State	2	Texas Tech	8
C.V. Post	1	Itawamba J.C.	1	Northwestern Louisiana	2	Texas - Arlington	1
Cal State Long Beach	1	Jackson State	5	Notre Dame	14	Texas - El Paso	4
Cal State - Fullerton	4	Jacksonville State (Ala.)	2	Ohio	1	Thiel College	1
California	5	Kansas	14	Ohio State	8	Toledo	2
California Lutheran	1	Kansas State	11	Ohio Wesleyan	1	Trinity	1
Cameron	1	Kent State	1	Oklahoma	10	Tulane	2
Carson Newman	1	Kentucky	4	Oklahoma State	4	Tulsa	4
Central Arkansas	1	Knoxville	1	Oregon	7	U.S. International	1
Central Florida	1	Lehigh	1	Oregon State	8	UCLA	16
Central Oklahoma	1	Linfield	1	Pacific	1	UNLV	3
Central State (Ohio)	1	Louisiana State	16	Pacific Lutheran	1	Utah	3
Chico State	1	Louisiana - Monroe	1	Paul Quinn	1	Utah State	6
Cincinnati	6	Louisville	1	Penn State	11	Vanderbilt	1
Clark	1	Marshall	3	Pennsylvania	1	Virginia	5
Clemson	6	Maryland	5	Pittsburgh	9	Wake Forest	5
Colgate	2	Memphis	1	Pittsburg State	1	Washburn	1
Colorado	8	Memphis State	4	Portland State	1	Washington	9
Concordia (Minn.)	1	Miami (Fla.)	12	Prairie View	8	Washington State	4
Cornell	1	Michigan	12	Purdue	8	Weber State	1
Culver-Stockton	1	Michigan State	9	Rice	2	West Chester	2
Dartmouth	1	Mid-America Nazarene	1	Rutgers	3	West Georgia	1
Dayton	1	Middle Tennessee	1	SW Missouri State	1	West Texas State	2
Delaware	1	Milton	1	Sam Houston	1	West Virginia	4
Delaware State	1	Minnesota	5	Sam Houston State	1	Western Carolina	1
Drake	1	Minnesota - Duluth	1	San Diego State	4	Western Illinois	1
Duke	2	Mississippi Delta J.C.	1	San Fernando Valley	1	William & Mary	1
East Stroudsburg State	1	Mississippi State	4	San Francisco	1	William Jewell	1
East Texas State	2	Mississippi Valley State	2	San Jose State	11	William Penn	1
Eastern Carolina	2	Missouri	12	Santa Clara	2	Winston-Salem State	1
Eastern Illinois	1	Missouri Valley College	1	South Carolina	2	Wisconsin	2
Eastern Kentucky	3	Montana State	1	South Carolina State	2	Wisconsin - La Crosse	1
Eastern Michigan	2	Morehead State	1	Southeast Louisiana	1	Yale	2
Elizabeth City State	2	Morgan State	2	Southern	1	Youngstown State	1
Emporia State	2	Morris Brown	2	Southern (La.)	4		
Florida	6	Murray State	1	Southern California	9		

## SCHOOLS PRODUCING MOST CHIEFS PLAYERS

16	.....	Louisiana State, Texas, UCLA	7	.....	Alabama, Arizona, Houston, Oregon, Stanford
14	.....	..... Kansas, Notre Dame	6	.....	Brigham Young, Clemson, Florida,
12	.....	Auburn, Miami (Fla.), Michigan, Missouri,		.....	Indiana, Texas A&M, Utah State
		Nebraska, Southern Methodist	5	.....	Boston College, California, Jackson State,
11	.....	Arizona State, Baylor, Grambling,		.....	Maryland, Minnesota, Southern Mississippi,
		Kansas State, Penn State, San Jose State		.....	Texas Southern, Virginia, Wake Forest
10	.....	Iowa, Oklahoma, Tennessee State	4	.....	..... 16 schools
9	.....	Florida State, Michigan State, Pittsburgh,	3	.....	..... 21 schools
		Southern California, Washington	2	.....	..... 37 schools
8	.....	Colorado, North Carolina, Ohio State, Oregon State,	1	.....	..... 101 schools
		Prairie View, Purdue, Texas Christian, Texas Tech			

# ALL-TIME DRAFTS

## Boldface Indicates an Eventual Regular Starter

### 2002

1	DT	Ryan Sims	6	North Carolina
2	DT	Eddie Freeman	43	Ala.-Birmingham
3a		To Dallas in first-round trade.		
3b		To St. Louis in compensation for Dick Vermeil.		
4	FB	Omar Easy	107	Penn State
5	LB	Scott Fujita	143	California
6		To St. Louis in 2001 QB Joe Germaine trade.		
7	LB	Maurice Rodriguez	221	Fresno State

Obtained Dallas' first-round pick (6th overall - used on Sims) in exchange for the Chiefs first-round pick (8th overall), third-round pick (75th overall) and a sixth-round pick in 2003. Obtained a third-round pick (84th overall) from Washington in compensation for Marty Schottenheimer, subsequently sent to St. Louis in compensation for Dick Vermeil. Sent sixth-round pick (183rd overall) to St. Louis in 2001 QB Joe Germaine trade.

### 2001

1		To St. Louis in exchange for QB Trent Green and a 2001 fifth-round pick.		
2		To St. Louis in compensation for Dick Vermeil.		
3a	DT	<b>Eric Downing</b>	<b>75</b>	<b>Syracuse</b>
3b	WR	<b>Marvin Minnis</b>	<b>77</b>	<b>Florida State</b>
4a	DE	Monty Beisel	107	Kansas State
4b	FB	George Layne	108	TCU
5a	TE	Billy Baber	141	Virginia
5b	RB	Derrick Blaylock	150	Stephen F. Austin
6	G	Alex Sulfsted	176	Miami (Ohio)
7a	S	Shaunard Harts	212	Boise State
7b	DT	Terdell Sands	243	UT-Chattanooga

Sent second-round pick (42nd overall) to St. Louis in compensation for head coach Dick Vermeil. Obtained third-round pick (used on Minnis) from Washington in compensation for Marty Schottenheimer. Obtained a fourth-round pick (used on Layne) from Jacksonville in 2000 G Brenden Stai trade. Obtained a fifth-round pick (used on Blaylock) from St. Louis in 2001 QB Trent Green trade. Pick 7b (used on Sands) was a compensatory pick for 2000 free agent losses.

### 2000

1	WR	<b>Sylvester Morris</b>	<b>21</b>	<b>Jackson State</b>
2	CB	William Barte	54	Oklahoma
3	S	<b>Greg Wesley</b>	<b>85</b>	<b>Ark. Pine Bluff</b>
4	RB	Frank Moreau	115	Louisville
5a	RB/KR	Dante Hall	153	Texas A&M
5b	CB	<b>Pat Dennis</b>	<b>162</b>	<b>Louisiana-Monroe</b>
6	T	Darnell Alford	188	Boston College
7	WR/KR	Desmond Kitchings	208	Furman

Pick 5b (used on Dennis) was a compensatory pick for '99 free agent losses. Obtained Miami's sixth-round pick (used on Alford) in a '99 draft day trade. Sent original sixth-round pick (189th overall) to St. Louis in '99 TE Mitch Jacoby trade. Obtained New Orleans' seventh-round draft choice (used on Kitchings) as compensation for defensive backs coach Ron Zook, while New Orleans obtained Kansas City's original seventh-round pick (228th overall).

### 1999

1	OT	<b>John Tait</b>	<b>14</b>	<b>BYU</b>
---	----	------------------	-----------	------------

2	RB	Mike Cloud	53	Boston College
3a	LB	Gary Stills	75	West Virginia
3b	S	Larry Atkins	84	UCLA
4	WR	Larry Parker	108	USC
5		To Chicago in '98 RB Bam Morris trade.		
6		To Tampa Bay in '98 S Melvin Johnson trade.		
7	G/LS	Eric King	290	Richmond

Obtained Miami's second-round pick (used on Cloud), a third-round pick (used on Atkins) and a 2000 sixth-round pick for the Chiefs second-round pick (43rd overall).

### 1998

1	T	<b>Victor Riley</b>	<b>27</b>	<b>Auburn</b>
2		To Oakland in compensation for restricted free agent DT Chester McGlockton.		
3	RB	Rashaan Shehee	88	Washington
4	LB	Greg Favors	120	Mississippi State
5a	CB	Robert Williams	128	North Carolina
5b		To Green Bay in '97 LB Wayne Simmons trade.		
6	DT	<b>Derrick Ransom</b>	<b>181</b>	<b>Cincinnati</b>
7a	CB	<b>Eric Warfield</b>	<b>216</b>	<b>Nebraska</b>
7b	FB	Ernest Blackwell	224	Missouri

Obtained Chicago's fifth-round pick (used on Williams) in '97 WR Chris Penn trade. Sent original fifth-round pick (150th overall) to Green Bay in '97 LB Wayne Simmons trade. Pick 7b (used on Blackwell) was a compensatory pick for '97 free agent losses.

### 1997

1	TE	<b>Tony Gonzalez</b>	<b>13</b>	<b>California</b>
2	WR	Kevin Lockett	47	Kansas State
3		To Houston in first-round trade.		
4	QB	Pat Barnes	110	California
5a		To Miami in '96 K Pete Stoyanovich trade.		
5b	RB	June Henley	163	Kansas
6	WR	Isaac Byrd	195	Kansas
7a		To Pittsburgh in '97 DT Brentson Buckner trade.		
7b	T	Nate Parks	214	Stanford

Obtained Houston's first-round pick (used on Gonzalez) and fourth-round pick (used on Barnes) for the Chiefs first-round (18th overall), third-round (81st overall), fourth-round (116th overall) and sixth-round picks (181st overall). Sixth-round pick (used on Byrd) was a compensatory pick for '96 free agent losses.

### 1996

1	DB	<b>Jerome Woods</b>	<b>28</b>	<b>Memphis</b>
2	DB	<b>Reggie Tongue</b>	<b>58</b>	<b>Oregon State</b>
3	DT	<b>John Browning</b>	<b>68</b>	<b>West Virginia</b>
4	LB	<b>Donnie Edwards</b>	<b>98</b>	<b>UCLA</b>
5	WR	Joe Horn	135	Itawamba J.C.
6	WR	Dietrich Jells	176	Pittsburgh
7a	C	Ben Lynch	211	California
7b	C	Jeff Smith	241	Tennessee
7c	DB/KR	Darrell Williams	245	Tennessee St.

Obtained a fourth-round pick (used on Edwards) and a '97 seventh-round pick from Miami for the Chiefs two '96 fourth-round picks (113th overall) and (125th overall). Obtained a fifth-round pick (used on Horn) from Arizona for the Chiefs two '96 fifth-round picks (161st overall) and (162nd overall). Pick 7c (used on Williams) was a compensatory pick for '95 free agent losses.

## 1995

1	T	Trezelle Jenkins	35	Michigan
2		To Philadelphia with a '96 sixth-round pick for WR Victor Bailey and a '95 fourth-round pick.		
3a	WR	<b>Tamarick Vanover</b>	<b>81</b>	<b>Florida State</b>
3b	LB	Troy Dumas	97	Nebraska
4		To San Francisco in '94 QB Steve Bono trade.		
4	QB	Steve Stenstrom	134	Stanford
5a	DT	Mike Pelton	155	Auburn
5b	LB	Jerrott Willard	163	California
6a	DT	Bryan Proby	202	Arizona State
6b	DT/G	<b>Tom Barndt</b>	<b>207</b>	<b>Pittsburgh</b>
7		To Tampa Bay in '93 CB Darren Anderson trade.		

Obtained a first-round pick (used on Jenkins), a third-round pick (used on Dumas), a fourth-round pick (used on Stenstrom) and a '96 fourth-round pick from Jacksonville for the Chiefs original first-round pick (19th overall). The fourth-round pick obtained from Philadelphia in second-round Victor Bailey trade was subsequently sent to New England for their highest third-round selection in '96. The sixth-round pick obtained from Jacksonville in first-round trade was subsequently sent to Carolina for their highest sixth-round pick in '96.

## 1994

1	RB	<b>Greg Hill</b>	<b>25</b>	<b>Texas A&amp;M</b>
2	RB	<b>Donnell Bennett</b>	<b>58</b>	<b>Miami (Fla.)</b>
3a	WR	<b>Lake Dawson</b>	<b>92</b>	<b>Notre Dame</b>
3b	WR	<b>Chris Penn</b>	<b>96</b>	<b>Tulsa</b>
4	S	Bracy Walker	127	North Carolina
5a	CB	James Burton	151	Fresno State
5b	DT	Rob Waldrop	156	Arizona
6	RB	Anthony Daigle	185	Fresno State
7a	QB	Steve Matthews	199	Memphis State
7b	TE	Tracy Greene	219	Grambling

Obtained third-round pick (used on Penn) from San Francisco with QB Joe Montana and S David Whitmore for the Chiefs '93 first-round pick (18th overall). Obtained fifth-round pick (used on Burton) from Minnesota in '93 RB Barry Word trade. Obtained 7a (used on Matthews) from L.A. Rams in '93 LB Chris Martin trade.

## 1993

1		To San Francisco for QB Joe Montana, S David Whitmore and a '94 third-round pick.		
2		Used in '92 supplemental draft to select DE Darren Mickell from Florida.		
3	G	<b>Will Shields</b>	<b>74</b>	<b>Nebraska</b>
4	LB	Jaime Fields	103	Washington
5	G/T	Lindsay Knapp	130	Notre Dame
6	RB	Darius Turner	159	Washington
7	WR	Danan Hughes	186	Iowa
8		To Phoenix in '93 CB Jay Taylor trade.		

## 1992

1	CB/KR	<b>Dale Carter</b>	<b>20</b>	<b>Tennessee</b>
2	QB	Matt Blundin	40	Virginia
3		To Dallas in second-round trade.		
4	DT	Mike Evans	101	Michigan
5		To Tampa Bay in '91 LB Ervin Randle trade.		
6	WR	Tony Smith	159	Notre Dame
7	LB	Erick Anderson	186	Michigan
8	G/C	Jim Jennings	213	San Diego State
9	C	Jay Leeuwenburg	244	Colorado
10	G	Jerry Ostroski	271	Tulsa
11	DE	Doug Rigby	298	Wyoming
12	DB	Corey Williams	325	Oklahoma State

## 1991

1	RB	Harvey Williams	21	Louisiana State
2	T	Joe Valerio	50	Pennsylvania
3	WR	<b>Tim Barnett</b>	<b>77</b>	<b>Jackson State</b>
4		To Dallas in '89 QB Steve Pelluer trade.		
5	DB	<b>Charles Mincy</b>	<b>133</b>	<b>Washington</b>
6	DB	Darrell Malone	162	Jacksonville State
7	CB	Bernard Ellison	189	Nevada
8	T	Tom Dohring	218	Michigan
9	P/K	Robbie Keen	244	California
10	DB	Eric Ramsey	273	Auburn
11	WR	Bobby Olive	300	Ohio State
12	G/T	Ron Shipley	329	New Mexico

## 1990

1	LB	<b>Percy Snow</b>	<b>13</b>	<b>Michigan State</b>
2	C	<b>Tim Grunhard</b>	<b>40</b>	<b>Notre Dame</b>
3		To Dallas in '89 QB Steve Pelluer trade.		
4	WR	Fred Jones	96	Grambling
5a	T	<b>Derrick Graham</b>	<b>124</b>	<b>Appalachian State</b>
5b	DT	Ken Hackemack	127	Texas
6	DT	Tom Sims	152	Pittsburgh
7	G	<b>David Szott</b>	<b>180</b>	<b>Penn State</b>
8		To Buffalo in '88 DE Art Still trade.		
9	RB	Michael Owens	235	Syracuse
10	LB	Craig Hudson	263	Wisconsin
11	RB	Ernest Thompson	291	Georgia Southern
12	WR	Tony Jeffery	318	San Jose State

Obtained fifth-round pick (used on Hackemack) from Buffalo in '88 DE Art Still trade.

## 1989

1	LB	<b>Derrick Thomas</b>	<b>4</b>	<b>Alabama</b>
2	QB	Mike Elkins	32	Wake Forest
3	WR	Naz Worthen	60	North Carolina St.
4	CB	Stan Petry	88	TCU
5		To Cleveland in '89 LB Mike Junkin trade.		
6	WR	<b>Robb Thomas</b>	<b>143</b>	<b>Oregon State</b>
7	LB	Ron Sancho	171	Louisiana State
8a	RB	Bryan Tobej	199	Grambling
8b	RB	Todd McNair	220	Temple
9	S	Jack Phillips	227	Alcorn State
10	LB	Rob McGovern	255	Holy Cross
11	CB	Marcus Turner	283	UCLA
12	RB	<b>Bill Jones</b>	<b>311</b>	<b>SW Texas State</b>

Obtained eighth-round pick (used on Tobej) from Buffalo in '88 DE Art Still trade.

## 1988

1	DE	<b>Neil Smith</b>	<b>2</b>	<b>Nebraska</b>
2		To Detroit in first-round trade.		
3	DB	<b>Kevin Porter</b>	<b>59</b>	<b>Auburn</b>
4	WR	J.R. Ambrose	96	Mississippi
5		To New Orleans in '87 LB Jack Del Rio trade.		
6	RB	James Saxon	140	San Jose State
7	LB	Troy Stedman	171	Washington
8	TE	<b>Alfredo Roberts</b>	<b>197</b>	<b>Miami (Fla.)</b>
9	WR	Azizzuddin Abdur-Ra'ooof	224	Maryland
10	RB	Kenny Gamble	251	Colgate
11	QB	Danny McManus	279	Florida State
12		To Buffalo in '87 Charles Romes trade.		

## 1987

1	RB	<b>Paul Palmer</b>	<b>19</b>	<b>Temple</b>
2	RB	<b>Christian Okoye</b>	<b>35</b>	<b>Azusa Pacific</b>
3	LB	Todd Howard	73	Texas A&M

4				To Houston in second-round trade.
5	WR/KR	Kitrick Taylor	128	Washington State
6		To Houston in '86 RB	Larry Moriarity	trade.
7	QB	Doug Hudson	186	Nicholls State
8	RB/KR	Michael Clemons	219	William & Mary
9	DE	Randy Watts	245	Catawba
10	RB	James Evans	272	Southern
11	WR/KR	Craig Richardson	299	Eastern Wash.
12	LB	Bruce Holmes	326	Minnesota

### 1986

1	T	Brian Jozwiak	8	West Virginia
2	LB	Dino Hackett	36	Appalachian State
3	DE	Leonard Griffin	64	Grambling
4a	C	Tom Baugh	89	Southern Illinois
4b	WR	Chas Fox	92	Furman
5		To San Diego in '83 C	Bob Rush	trade.
6a	RB	Kent Hagood	143	South Carolina
6b		To Washington in '86 C	Rick Donnalley	trade.
7		To Cleveland in '86 RB	Boyce Green	trade.
8	P	Lewis Colbert	198	Auburn
9	NT/DE	Gary Baldinger	232	Wake Forest
10	NT	Isaac Readon	260	Hampton Institute
11	LB	Aaron Pearson	288	Mississippi State
12		To Buffalo in eighth-round transaction.		

### 1985

1	RB	Ethan Horton	15	North Carolina
2	TE	Jonathan Hayes	42	Iowa
4	G	Bob Olderman	99	Virginia
5	RB	Bruce King	126	Purdue
6	CB	John Bostic	149	Bethune-Cookman
7a	DE	Vincent Thomson	180	Missouri Western
7c		To Washington for undisclosed '86 choice.		
8	WR	Ira Hillary	210	USC
9	S	Mike Armentrout	237	SW Missouri St.
10	RB	Jeff Smith	267	Nebraska
11	C	Chris Jackson	294	Southern Methodist
12	C	Harper LaBel	321	Colorado State

Fifth-round (133rd overall) and sixth-round picks (153rd overall) sent to Houston in '85 DE Bob Hamm trade.

### 1984

1a	NT	Bill Maas	5	Pittsburgh
1b	T	John Alt	21	Iowa
2	LB	Scott Radevic	34	Penn State
3	RB	Herman Heard	61	So. Colorado
4	S	Mark Robinson	90	Penn State
5a	DE	Eric Holle	117	Texas
5b	LB	Jeff Paine	134	Texas A&M
6	WR	Rufus Stevens	146	Grambling
7	CB	Kevin Ross	173	Temple
8	S	Randy Clark	202	Florida
9a	G/T	Scott Auer	229	Michigan State
9b	TE	Dave Hestera	240	Colorado
10	LB	Al Wenglikowski	258	Pittsburgh
11	RB	Bobby Johnson	285	San Jose State
12	LB	Mark Lang	314	Texas

Obtained first-round choice (used on Alt) and fifth-round choice (used on Paine) from L.A. Rams in '83 CB Gary Green trade.

### 1983

1	QB	Todd Blackledge	7	Penn State
2	T	David Lutz	34	Georgia Tech
3	CB	Albert Lewis	61	Grambling
4	TE	Ron Wetzel	92	Arizona State
5	P	Jim Arnold	119	Vanderbilt

6	T	Ellis Gardner	146	Georgia Tech
7a	RB	Ken Thomas	173	San Jose State
7b	RB	Darryl Posey	179	Mississippi Coll.
8	T	Irv Eatman	204	UCLA
9	C	Adam Lingner	231	Illinois
10	NT	Mark Shumate	258	Wisconsin
11	DE	Dwayne Jackson	285	South Carolina St.
12	OT	Kenny Jones	316	Tennessee

### 1982

1	WR	Anthony Hancock	12	Tennessee
2	LB	Calvin Daniels	47	North Carolina
3		To St. Louis for exchange of first-round positions.		
4a	LB	Louis Haynes	101	North Texas State
4b	LB	Stuart Anderson	105	Virginia
5	RB	Del Thompson	131	Texas-El Paso
6	S	Durwood Roquemore	158	Texas A&I
7	NT	Greg Smith	185	Kansas
8	WR	Case deBrujin	215	Miami (Fla.)
9	T	Lyndie Byford	242	Oklahoma
10	WR	Larry Brodsky	269	Miami (Fla.)
11	CB	Bob Carter	299	Arizona
12	S	Mike Miller	326	SW Texas State

### 1981

1	TE	Willie Scott	14	South Carolina
2	RB	Joe Delaney	41	NW Louisiana
3a	TE	Marvin Harvey	71	So. Mississippi
3b	T	Roger Taylor	76	Oklahoma State
3c	DB	Lloyd Burruss	79	Maryland
4	WR	Ron Washington	98	Arizona State
5	T/C	Todd Thomas	125	North Dakota
6	NT	Dock Luckie	155	Florida
7	RB	Billy Jackson	182	Alabama
8	WR	David Dorn	209	Rutgers
9	DB	Tony Vereen	239	SE Louisiana
10	G	Les Studdard	266	Texas
11	DE	Frank Case	293	Penn State
12	QB	Bob Gagliano	323	Utah State

### 1980

1	G	Brad Budde	11	USC
2		To Houston in '79 trade.		
3	RB	James Hadnot	65	Texas Tech
4	LB	Dave Klug	95	Concordia
5a	WR	Carlos Carson	116	Louisiana State
5b	DE	Dan Pensick	117	Nebraska
5c		To Detroit in C Larry Teary trade.		
6a	WR	Bubba Garcia	149	Texas-El Paso
6b	RB	Larry Heater	167	Arizona
7		To L.A. Rams with TE Walter White for a sixth-round choice and an '81 third-round choice.		
8	LB	Sam Stepney	206	Boston University
9	WR	Tom Donovan	233	Penn State
10	T	Rob Martinovich	263	Notre Dame
11	NT	Dale Markham	290	North Dakota
12	LB	Mike Brewington	317	East Carolina

### 1979

1a	DE	Mike Bell	2	Colorado State
1b	QB	Steve Fuller	23	Clemson
2		To Houston in '79 Steve Fuller trade.		
3		To L.A. Rams in '79 Stan Johnson trade.		
4	LB	Frank Manumaleuga	85	San Jose State
5	RB	Earl Grant	114	Missouri
6	WR	Robert Gaines	143	Washington
7	DE	Ken Kremer	170	Ball State
8a	RB	Mike Williams	199	New Mexico

8b	G	Robert Brewer	222	Temple	13	QB	Joe Bruner	366	NE Louisiana
9a	TE	James Folston	226	Clemson	14	T	Rick Thurman	393	Texas
9b	T	Joe Robinson	233	Ohio State	15	LB	<b>Dave Rozumek</b>	<b>420</b>	<b>New Hampshire</b>
10a	LB	Michael DuPree	255	Florida	16	DB/P	Dennis Anderson	450	Arizona
10b	S	Gerald Jackson	264	Mississippi State	17	RB	Pat McNeil	477	Baylor
10c	WR	Larry Willis	272	Alcorn State					
11	WR	Stan Rome	282	Clemson					
12	RB	Michael Forrest	311	Arkansas					

Obtained first-round pick (used on Fuller) from Houston for a second-round pick and an '80 second-round pick.

### 1978

1	DE	Art Still	2	Kentucky
2	DT/DE	Sylvester Hicks	29	Tennessee
3	LB	Gary Spani	58	Kansas State
4a	LB	Danny Johnson	85	Tennessee State
4b	QB	Pete Woods	106	Missouri
5a	WR	Jerrold McRae	114	Tennessee State
5b	DT	Dwight Carey	120	Texas-Arlington
5c	WR/KR	Robert Woods	136	Grambling
6		To Chicago with 5d choice for 4b choice.		
7a	DB	Ricky Odum	170	USC
7b	WR	Bill Kellar	186	Stanford
8	RB	John Henry White	197	Louisiana Tech
9	T	Larry Brown	226	Miami (Fla.)
10	DE/DT	Earl Bryant	253	Jackson State
11	S	Ray Milo	282	New Mexico State
12	C	Willie Brock	309	Colorado

### 1977

1	CB	Gary Green	10	Baylor
2	RB	Tony Reed	37	Colorado
3	LB	Thomas Howard	67	Texas Tech
4a	RB	Mark Bailey	92	Cal St. Long Beach
4b	TE	Tony Samuels	94	Bethune-Cookman
4c	G	Darlow Helton	95	N. Carolina Central
4d	DB	Eric Harris	104	Memphis State
5		To Pittsburgh in '76 RB Tommy Reamon trade.		
6a	DE	Rick Burleson	150	Texas
6b	RB	Andre Herrera	167	Southern Illinois
7	S	Chris Golub	177	Kansas
8a	LB	Ron Olsonoski	204	Saint Thomas
8b	WR	Waddell Smith	215	Kansas
9a	DE	Derrick Glanton	226	Bishop
9b	T	Dave Green	235	New Mexico
10	QB	Mark Vitali	261	Purdue
11	WR	Maurice Mitchell	288	Northern Michigan
12	LB	Raymond Burks	318	UCLA

### 1976

1	G	Rod Walters	14	Iowa
2	DT	Cliff Frazier	41	UCLA
3a	DT	Keith Simons	63	Minnesota
3b		To Green Bay in '75 RB MacArthur Lane trade.		
3c	S	Gary Barbaro	74	Nicholls State
3d	WR	Henry Marshall	79	Missouri
4		To Cincinnati in '75 LB Ken Avery trade.		
5a	DT	Willie Lee	137	Bethune-Cookman
5b	LB	Jimbo Elrod	144	Oklahoma
6a	CB	Steve Taylor	167	Kansas
6b	LB	Bob Gregolunas	168	Northern Illinois
6c	T	Calvin Harper	174	Illinois State
7	RB	Rod Wellington	198	Iowa
8	C	Orrin Olsen	225	Brigham Young
9	CB	Tim Collier	252	East Texas State
10	DE	Whitney Paul	282	Colorado
11	TE	Bob Squires	309	Hastings
12	WR	Harold Porter	336	SW Louisiana

13	QB	Joe Bruner	366	NE Louisiana
14	T	Rick Thurman	393	Texas
15	LB	<b>Dave Rozumek</b>	<b>420</b>	<b>New Hampshire</b>
16	DB/P	Dennis Anderson	450	Arizona
17	RB	Pat McNeil	477	Baylor

### 1975

1		To Houston in '74 DE John Matuszak trade.		
2	TE	Elmore Stephens	34	Kentucky
3	DT	Cornelius Walker	59	Rice
4		To Denver in '74 LB Tom Graham trade.		
5		To Los Angeles in '74 T Jim Nicholson trade.		
6a	RB	Morris LaGrand	137	Tampa
6b	DE	Dave Wasick, DE, San Jose State		
7		To Houston in '74 RB Bill Thomas trade.		
8a		To Pittsburgh in '74 WR Barry Pearson trade.		
8b	T	Wayne Hoffman	189	Oklahoma
9		To Cleveland in '74 DE Bob Briggs trade.		
10		To Denver in '74 T Tom Drougas trade.		
11	G	Dale Hegland	268	Minnesota
12	RB	James Rackley	293	Florida A&M
13	LB	John Snider	318	Stanford
14	G	Gene Moshler	346	Vanderbilt
15		To Pittsburgh in '74 DT Tom Keating trade.		
16	DE	Mark Petersen	396	Illinois
17	S	Mike Bulino	424	Pittsburgh

### 1974

1	RB	Woody Green	16	Arizona State
2	T	Charlie Getty	41	Penn State
3	QB	Dave Jaynes	66	Kansas
4	T	<b>Matt Herkenhoff</b>	<b>94</b>	<b>Minnesota</b>
5		To N.Y. Giants in '73 G/T Wayne Walton trade.		
6	RB	Jay Washington	131	Clemson
7	DE	LeRoy Hegge	172	S. Dakota (Springfield)
8		To N.Y. Jets in '73 DE Gerry Philbin trade.		
9	RB	J.J. Jennings	222	Rutgers
10	G	<b>Tom Condon</b>	<b>250</b>	<b>Boston College</b>
11	RB	Bob Thornbladh	275	Michigan
12	WR	Carl Brown	300	West Texas State
13	LB	Norm Romagnoli	328	Kentucky State
14	G	Frank Pomarico	353	Notre Dame
15	LB	Lem Burnham	378	U.S. International
16	G	Barry Beers	406	William & Mary
17	KR	Dave Langner	431	Auburn

### 1973

1		To Chicago in '72 DT George Seals trade.		
2a	TE	Gary Butler	27	Rice
2b		To Los Angeles in '73 RB Willie Ellison trade.		
3	T/G	Paul Krause	72	Central Michigan
4a	DE	John Lohmeyer	89	Emporia State
4b		To Los Angeles in '73 QB Pete Beathard trade.		
5	DE	Fred Grambau	120	Michigan
6	DB	Doug Jones	145	San Fernando Valley St.
7	C	Donn Smith	173	Purdue
8	LB	Al Palewicz	197	Miami (Fla.)
9	G	Bill Story	223	Southern Illinois
10	CB	Willie Osley	251	Illinois
11		Choice nullified.		
12	DT	Tom Ramsey	301	Northern Arizona
13	CB	Paul Mettallo	329	Massachusetts
14	WR	Albert White	354	Fort Valley State
15		To Buffalo for previous considerations.		
16	LB	Wilbur Grooms	407	Tampa
17	DE/TE	Clayton Korver	431	Southern Methodist

## 1972

1	<b>RB</b>	<b>Jeff Kinney</b>	<b>Nebraska</b>
2		To New England for previous considerations.	
3		To Houston in '71 TE Willie Frazier trade.	
4a	<b>WR</b>	Andy Hamilton	Louisiana State
4b		To New Orleans in Charles Williams trade.	
5	<b>DE/LB</b>	Milton Davis	Texas-Arlington
6	<b>DT</b>	John Kahler	Long Beach State
7	<b>QB</b>	Dean Carlson	Iowa State
8	<b>G</b>	Scott Mahoney	Colorado
9	<b>T</b>	Dave Taylor	Weber State
10	<b>T</b>	Richard Ruppert	Hawaii
11	<b>T</b>	Elbert Walker	Wisconsin
12	<b>DT</b>	Mike Williams	Oregon
13	<b>DB</b>	Tyler Hellams	South Carolina
14	<b>LB</b>	Dave Chaney	San Jose State
15	<b>DB</b>	Larry Marshall	Maryland
16	<b>DE</b>	Bob Johnson	Hanover
17	<b>LB</b>	Ted Washington	Mississippi Valley

## 1971

1	<b>WR</b>	<b>Elmo Wright</b>	<b>Houston</b>
2a	<b>DT</b>	<b>Wilbur Young</b>	<b>William Penn</b>
2b	<b>DE</b>	Scott Lewis	Grambling
3		To Cleveland in '70 DE Marvin Upshaw trade.	
4	<b>TE</b>	David Robinson	Jacksonville State
5	<b>RB</b>	Mike Adamle	Northwestern
6	<b>CB</b>	<b>Kerry Reardon</b>	<b>Iowa</b>
7		To New Orleans in '71 RB Jim Otis trade.	
8a	<b>S</b>	<b>Mike Sensibaugh</b>	<b>Ohio State</b>
8b	<b>S</b>	Rick Telander	Northwestern
9	<b>T</b>	Alvin Hawes	Minnesota
10	<b>WR</b>	Bruce Jankowski	Ohio State
11	<b>CB</b>	Nate Allen	Texas Southern
12	<b>RB</b>	Tony Esposito	Pittsburgh
13	<b>QB</b>	Chuck Hixson	Southern Methodist
14	<b>TE</b>	Bruce Bergey	UCLA
15	<b>CB/S</b>	Mike Montgomery	SW Texas State
16	<b>G</b>	Darrell Jansonius	Iowa State

## 1970

1	<b>T</b>	Sid Smith	USC
2	<b>LB</b>	Clyde Werner	Washington
3a	<b>DE</b>	Billy Bob Barnett	Texas A&M
3b	<b>CB</b>	David Hadley	Alcorn A&M
4		To Cincinnati in '69 RB Warren McVea trade.	
5	<b>C</b>	Mike Oriard	Notre Dame
6	<b>DT/DE</b>	Robert Hews	Princeton
7	<b>WR</b>	Clyde Glosson	Texas-El Paso
8	<b>CB</b>	Fred Barry	Boston University
9	<b>TE</b>	Charley Evans	Texas Tech
10	<b>G</b>	Bob Stankovich	Arkansas
11	<b>RB</b>	Bill O'Neal	Grambling
12	<b>G</b>	Rodney Fedorchak	Pittsburgh
13	<b>DE</b>	Troy Patridge	Texas-Arlington
14	<b>RB</b>	Glenn Dumoni	American International
15	<b>DT</b>	Bob Liggett	Nebraska
16	<b>LB</b>	Randy Ross	Kansas State
17	<b>S</b>	Rayford Jenkins	Alcorn A&M

## 1969

1	<b>CB</b>	<b>Jim Marsalis</b>	<b>Tennessee State</b>
2	<b>RB</b>	<b>Ed Podolak</b>	<b>Iowa</b>
3	<b>TE</b>	<b>Morris Stroud</b>	<b>Clark (Ga.)</b>
4	<b>C</b>	<b>Jack Rudny</b>	<b>Northwestern</b>
5	<b>LB</b>	Bob Stein	Minnesota
6	<b>RB</b>	John Pleasant	Alabama State

7	<b>WR</b>	Tom Nettles	San Diego State
8a	<b>T</b>	Clanton King	Purdue
8b	<b>RB</b>	Maurice LeBlanc	Louisiana State
9	<b>G</b>	Dan Klepper	Nebraska-Omaha
10	<b>DE</b>	John Sponheimer	Cornell
11	<b>TE</b>	John Wupper	C.W. Post
12	<b>LB</b>	John Levin	Notre Dame
13	<b>G</b>	Rick Piland	Virginia Tech
14	<b>CB</b>	Al Bream	Iowa
15	<b>T</b>	Leland Wilson	Rice
16	<b>CB</b>	Uriel Johnson	Prairie View
17	<b>CB</b>	Ralph Jenkins	Tuskegee

## 1968

1a	<b>G</b>	<b>Maurice (Mo) Moorman</b>	<b>Texas A&amp;M</b>
1b	<b>G</b>	<b>George Daney</b>	<b>Texas-El Paso</b>
2	<b>QB</b>	<b>Mike Livingston</b>	<b>Southern Methodist</b>
3		To Denver in '68 DT Curley Culp trade.	
4	<b>TE</b>	Mickey McCarty	TCU
5		To Buffalo in '68 G Remi Prudhomme trade.	
6		To Cincinnati in '68 NFL Expansion Draft.	
7	<b>DB</b>	Sam Grezaffi	Louisiana State
8	<b>DE</b>	Lindon Endsley	North Texas State
9	<b>LB</b>	Mac McClure	Mississippi
10	<b>QB</b>	Jack Gehrke	Utah
11	<b>DE</b>	Tom Mosewicz	Tulane
12	<b>DB</b>	Bobby Johns	Alabama
13	<b>WR</b>	Jim Kavanagh	Boston College
14	<b>RB</b>	<b>Robert Holmes</b>	<b>Southern</b>
15	<b>C</b>	Bill Chambliss	Miami (Fla.)
16	<b>T</b>	Pat Talburt	SW Missouri State
17	<b>RB</b>	Wesley Williams	Texas Southern

## 1967

1	<b>DT</b>	Gene Trosch	Miami
2a	<b>LB</b>	<b>Jim Lynch</b>	<b>Notre Dame</b>
2b	<b>LB</b>	<b>Willie Lanier</b>	<b>Morgan State</b>
3	<b>TE</b>	<b>Billy Masters</b>	<b>Louisiana State</b>
4	<b>G</b>	Ron Zernemann	East Texas State
5		To Buffalo for previous considerations.	
6	<b>KR/WR</b>	Noland Smith	Tennessee State
7	<b>G</b>	Richard Erickson	Stout State
8	<b>T</b>	Thomas Altmeier	Luther
9	<b>DT</b>	Ed Pope	Jackson State
10		To Houston in '66 C Wayne Frazier trade.	
11	<b>G</b>	William Braswell	Auburn
12a	<b>G</b>	Richard Kolowski	Wake Forest
12b	<b>WR</b>	Kent Lashley	Oklahoma State
13	<b>RB</b>	Lenwood Simmons	Edward Waters
14	<b>G</b>	John Bishop	Delta State
15	<b>HB</b>	Denny Capponi	Xavier
16	<b>QB</b>	Charlie Noggle	North Carolina State
17	<b>TE</b>	David Lattin	Texas Western

## 1966

*(Italics Indicates Chiefs Signee)*

1	<b>DE</b>	<b>Aaron Brown</b>	<b>Minnesota</b>
2	<b>T</b>	<b>Francis Peay</b>	<b>Missouri</b>
3	<b>T</b>	Walt Barnes	Nebraska
4	<b>HB</b>	<b>Elijah Gipson</b>	<b>Bethune-Cookman</b>
5	<b>G</b>	Doug Van Horn	Ohio State
6	<b>C</b>	John Osmond	Tulsa
7	<b>K</b>	Charles Gogolak	Princeton
8	<b>DB</b>	<b>Fletcher Smith</b>	<b>South Carolina State</b>
9	<b>DB</b>	Dick Smith	Northwestern
10	<b>DB</b>	<b>Fred Dawson</b>	<b>South Carolina State</b>
11	<b>WR</b>	<b>Willie Ray Smith</b>	<b>Kansas</b>
12	<b>DB</b>	Bill Bonds	McMurry

13	K	Wayne Walker	NW Louisiana
14	RB	Charles Harraway	San Jose State
15	G	Bruce Van Dyke	Missouri
16	RB	Tom Barington	Ohio State
17	RB	Walt Garrison	Oklahoma State
18	DB	Hal Seymour	Florida
19	E	Bob Dunlevy	West Virginia
20	RB	Mike Garrett	USC

### 1966 FUTURES

1	DB	George Youngblood	Cal St. Los Angeles
2	T	Robert Tickens	Nebraska
3	K	Jan Stenerud	Montana State
4	HB	Dan Berry	California
5	LB	Lynn Senkbell	Nebraska
6	DB	Dick Reding	NW Louisiana
7	T	Bill Ogle	Stanford
8	DB	Mel Myricks	Washburn

### 1965

1	RB	Gale Sayers	Kansas
2a	G	(from Buffalo) Jack Chapple	Stanford
2b	LB	Ron Caveness	Arkansas
3	LB	Mike Curtis	Duke
4a	WR	(from Buffalo) Otis Taylor	Prairie View
4b	WR	Frank Pitts	Southern
5	HB	Smith Reed	Alcorn A&M
6	DB	Mickey Sutton	Auburn
7	WR	Gloster Richardson	Jackson State
8	QB/K	Danny Thomas	Southern Methodist
9	C	Joe Ceme	Northwestern
10	DB	Bob Howard	Stanford
11	T	Al Piriano	Wisconsin
12	LB	Mike Cox	Iowa State
13	DB	Robert Bonds	San Jose State
14	DB	Fred Dotson	Wiley
15	G	Dave Powless	Illinois
16	T	Stan Irvine	Colorado
17	LB	Don Crotcheck	Indiana
18	TE	Jerry Smith	Arizona State
19	C	Mike Alford	Auburn
20	HB	Bill Symons	Colorado

### 1965 FUTURES

1	DT	Alphonse Dotson	Grambling
2	DT	Frank Cornish	Grambling
3	WR	Henry Carr	Arizona State
4	T	Steve Cox	South Carolina
5	E	John Thomas	Southern California
6	G	John Wilbur	Stanford
7	HB	Bill Moore	Mississippi State
8	DB	Roosevelt Ellerbe	Iowa State

### 1964

1	QB	Pete Beathard	USC
2	E	Billy Martin	Georgia Tech
3	T	Ken Kortas	Louisville
4	T	Ed Lothamer	Michigan State
5		To Buffalo,	
6a	DB	(from Buffalo) Duke Carlisle	Texas
6b	RB	Joe Don Looney	Oklahoma
7	E	John Simon	Notre Dame
8	WR	Hal Bledsole	USC
9	T	Tony DiMidio	West Chester State
10	E	Clay Stephens	Notre Dame
11	LB	Tommy Crutcher	Texas Christian
12	E	Jake Adams	Virginia Tech
13a	C	(from Houston) Orville Hudson	East Texas St.
13b	HB	Jay Wilkinson	Duke

### 1964 FUTURES

1	HB	Paul Costa	Notre Dame
2	HB	Jim Snowden	Notre Dame
3	QB	Roger Staubach	Navy
4	T	Jack Peterson	Omaha
5	T	Jerry Knoll	Washington
6	E	Jerry Lamb	Arkansas
7a	HB	(from Denver) Bob Hohn	Nebraska
7b	E	Sandy Sands	Texas
8	T	Bob Burrows	East Texas State
9	T	Dick Evers	Colorado State
10	E	Bud Abell	Missouri
11	T	Robert Young	Howard Payne
12	T	Jerry McClurg	Colorado
13	HB	Phil Zera	St. Joseph's

### 1963

1a	DT	(from Oakland) Buck Buchanan	Grambling
1b	G	Ed Budde	Michigan State
2	T	Walter Rock	Maryland
3	T	Don Brumm	Purdue
4	G	Daryl Sanders	Ohio State
5	E	John Campbell	Minnesota
6		To Buffalo,	
7	LB	Bobby Bell	Minnesota
8	HB	John Sklopan	Southern Mississippi
9	E	Jan Barrett	Fresno State
10	T	Curt Farrier	Montana State
11a	HB	(from Oakland) Ron Goodwin	Baylor
11b	P	Jerrel Wilson	Southern Mississippi
12		To New York,	
13		To Houston,	
14a	HB	(from Oakland) Stone Johnson	Grambling
14b	HB	*Preacher Pilot	New Mexico State
15	HB	Joe Auer	Georgia Tech
16	E	Mel Profit	UCLA
17	QB	Billy Moore	Arkansas
18	T	*Bill Freeman	Southern Mississippi
19	HB	Bruce Starling	Florida
20	T	*Lowell Vaught	SW Louisiana
21	T	*Ernie Boghetti	Pittsburgh
22	T	*John Maczuzak	Pittsburgh
23	HB	Bob Yaksick	Rutgers
24	T	Dave Hill	Auburn
25	LB	*John Hughes	Southern Methodist

### 1962

1	HB	Ronnie Bull	Baylor
2	E	Bill Miller	Miami (Fla.)
3	QB	Eddie Wilson	Arizona
4a	T	Charles Hinton	North Carolina College
4b	C	Irv Goode	Kentucky
5a	T	Bobby Plummer	TCU
5b	QB	Bobby Ply	Baylor
6	T	Al Hinton	Iowa
7		No choice.	
8	T	Larry Bowie	Purdue
9	T	Marshall Shirk	UCLA
10	HB	James Saxton	Texas
11	QB	Bobby Hunt	Auburn
12a	T	Guy Reese	Southern Methodist
12b	HB	Bobby Lee Thompson	Arizona
14	G	*Bookie Bolin	Mississippi
15	E	*Dave Graham	Virginia
16	E	Pettis Norman	Johnson C. Smith
17	E/K	Tommy Brooker	Alabama
18	T	Joe Carollo	Notre Dame

19	HB	Lee Welch	Mississippi	T	Gary Ferguson	Southern Methodist
20	G	Mike Samcheski	Lehigh	C	Tom Glynn	Boston College
21	T	*Kent Martin	Wake Forest	T	Gene Gossage	Northwestern
22	T	Jim Bernhardt	Linfield (Ore)	T	Jim Heineke	Wisconsin
23	T	Russ Foret	Georgia Tech	T/G	William Jerry	South Carolina
24	QB	Pat Trammell	Alabama	T	John Kapele	Brigham Young
25	E	John Burrell	Rice	RB	Louis Kelley	New Mexico State
26	QB	*Walt Rappold	Duke	T/G	Gilmer Lewis	Oklahoma
<b>1961</b>						
1	C	E.J. Holub	Texas Tech	T/G	John Malmberg	Knox College
2	T	Bob Lilly	TCU	C	Arvie Martin	Texas Christian
3	T	Jim Tyrer	Ohio State	QB	Don Meredith	Southern Methodist
4	E	Claude Mooman	Duke	HB	Tom Moore	Vanderbilt
5	DT	Jerry Mays	Southern Methodist	E	Ola Murchison	Pacific
6		To Los Angeles.		C	Bob Nelson	Wisconsin
7	TE	Fred Arbanas	Michigan State	E	Jim Norton	Idaho
8	T	John O'Day	Miami	QB	Warren Rabb	Louisiana State
9	T	Dick Mills	Pittsburgh	HB	Howard Ringwood	Brigham Young
10	E	Jerry Daniels	Mississippi	HB	Johnny Robinson	Louisiana State
11	HB	Marvin Tibbetts	Georgia Tech	FB	John Saunders	Kentucky
12	HB	Paul Hynes	Louisiana Tech	FB	Glenn Shaw	Kentucky
13	HB	Glynn Gregory	Southern Methodist	HB	Gordon Speer	Rice
14	RB	*Curtis McClinton	Kansas	G	Jack Stone	Oregon
15	G	Roy Lee Rambo	Texas Christian	G	Marvin Terrell	Mississippi
16	E	Aaron Thomas	Oregon State	G	Emery Turner	Purdue
17	HB	Jarrell Williams	Arkansas	E	Joe Vader	Kansas State
18	RB	Ron Hartline	Oklahoma	HB	Carroll Zaruba	Nebraska
19	HB	Frank Jackson	Arkansas	(Second Selections)		
20	E	*Bob Lane	Baylor	T/G	Grady Alderman	Detroit
21	QB	*Dick Thornton	Northwestern	T/G	Herman Alexander	Findlay (Ohio)
22	HB	*Ed Sharockman	Pittsburgh	HB	Taz Anderson	Georgia Tech
23	T	*Lou Zivkovich	New Mexico State	T/G	Jim Beaver	Florida
24	G	Pat Dye	Georgia	T/G	*Bill Beck	Gustavus Adolphus
25	QB	Pay Ramsey	Adams State	T/G	*Doug Pat Brown	Fresno State
26	HB	Danny House	Davidson	HB	Gary Campbell	Whittier (Calif.)
27	QB	Bob Schloretd	Washington	QB	Vernon Cole	North Texas State
28	G	Bill Stine	Michigan	T/G	Toby Deese	Georgia Tech
29	RB	*Lonnie Caddell	Rice	T/G	Carl Dumbaid	West Virginia
30	E	Cedric Price	Kansas State	C	Charles Elizey	Southern Mississippi

## 1960

(First Selections)

E	Jack Atcheson	Western Illinois	T/G	Clark Holden	Southern California
T	George Boone	Kentucky	HB	DeWitt	Georgia
E	Chris Burford	Stanford	C	Bill Thompson	Georgia
T	Earl Ray Butler	North Carolina	E	Billy Truman	Arkansas
E	Gail Cogdill	Washington State	E	Jim Vickers	Georgia
HB	James Crotty	Notre Dame	E	Larry Ward	Lamar Tech
			HB	Paul Winslow	North Carolina College

\*Indicates Future Choice

## CHIEFS ALL-TIME FIRST ROUND DRAFT PICKS

2002	Ryan Sims	1991	Harvey Williams	1980	Brad Budde	1969	Jim Marsalis
2001	Traded to St. Louis.	1990	Percy Snow	1979	Mike Bell	1968	Mo Mooman
2000	Sylvester Morris	1989	Derrick Thomas		Steve Fuller		George Daney
1999	John Tait	1988	Neil Smith	1978	Art Still	1967	Gene Trosch
1998	Victor Riley	1987	Paul Palmer	1977	Gary Green	1966	Aaron Brown
1997	Tony Gonzalez	1986	Brian Jozwiak	1976	Rod Walters	1965	*Gale Sayers
1996	Jerome Woods	1985	Ethan Horton	1975	Traded to Houston.	1964	Pete Beathard
1995	Trezelle Jenkins	1984	Bill Maas	1974	Woody Green	1963	Buck Buchanan
1994	Greg Hill		John Alt	1973	Traded to Chicago.		Ed Budde
1993	Traded to San Francisco.	1983	Todd Blackledge	1972	Jeff Kinney	1962	*Ronnie Bull
1992	Dale Carter	1982	Anthony Hancock	1971	Elmo Wright	1961	E.J. Holub
		1981	Willie Scott	1970	Sid Smith	1960	*Don Meredith

\*Signed with NFL

# ALL-TIME STARTING QUARTERBACKS

## YEAR-BY-YEAR RESULTS



**Joe Montana**  
1993-94  
17-8 (.680)



**Steve Bono**  
1994-96  
21-10 (.677)



**Dave Krieg**  
1992-93  
13-8 (.619)



**Steve DeBerg**  
1988-91  
31-20-1 (.606)

Year	Quarterback	Record
1960	Cotton Davidson	8-6
1961	Cotton Davidson	5-7
	Randy Duncan	1-1
1962	Len Dawson	11-3
1963	Len Dawson	5-7-1
	Eddie Wilson	0-0-1
1964	Len Dawson	7-7
1965	Len Dawson	6-4-2
	Pete Beathard	1-1
1966	Len Dawson	11-2-1
1967	Len Dawson	9-5
1968	Len Dawson	12-2
1969	Len Dawson	5-2
	Jacky Lee	0-1
	Mike Livingston	6-0
1970	Len Dawson	6-5-2
	Mike Livingston	1-0
1971	Len Dawson	9-3-1
	Mike Livingston	1-0
1972	Len Dawson	7-5
	Mike Livingston	1-1
1973	Len Dawson	3-2-1
	Mike Livingston	4-3-1
1974	Len Dawson	3-5
	Mike Livingston	2-4
1975	Mike Livingston	4-3
	Len Dawson	1-4
	Tony Adams	0-2
1976	Mike Livingston	5-9
1977	Mike Livingston	1-10
	Tony Adams	1-2
1978	Mike Livingston	4-10
	Tony Adams	0-2
1979	Mike Livingston	1-3
	Steve Fuller	6-6
1980	Steve Fuller	6-7
	Bill Kenney	2-1
1981	Bill Kenney	8-5
	Steve Fuller	1-2
1982	Bill Kenney	3-3
	Steve Fuller	0-3
1983	Bill Kenney	6-10
1984	Bill Kenney	4-4
	Todd Blackledge	4-4
1985	Bill Kenney	3-7
	Todd Blackledge	3-3
1986	Todd Blackledge	5-3
	Bill Kenney	5-3
1987	Bill Kenney	3-5
	Todd Blackledge	1-1
	Frank Seurer	0-2
	Matt Stevens*	0-2
	Doug Hudson*	0-1
1988	Steve DeBerg	4-6-1
	Bill Kenney	0-5
1989	Steve DeBerg	6-4
	Ron Jaworski	1-2
	Steve Pelluer	1-1-1
1990	Steve DeBerg	11-5
1991	Steve DeBerg	10-5
	Mark Vlastic	0-1
1992	Dave Krieg	10-6
1993	Joe Montana	8-3
	Dave Krieg	3-2
1994	Joe Montana	9-5
	Steve Bono	0-2
1995	Steve Bono	13-3
1996	Steve Bono	8-5
	Rich Gannon	1-2
1997	Elvis Grbac	8-2
	Rich Gannon	5-1
1998	Elvis Grbac	2-4
	Rich Gannon	5-5
1999	Elvis Grbac	9-7
2000	Elvis Grbac	7-8
	Warren Moon	0-1
2001	Trent Green	6-10

\*Denotes replacement player.



**Len Dawson**  
1962-75  
95-56-8 (.623)



**Elvis Grbac**  
1997-00  
26-21 (.553)



**Rich Gannon**  
1996-98  
11-8 (.542)



**Todd Blackledge**  
1984-86  
13-11 (.542)

## REGULAR SEASON WINNING PERCENTAGE

<i>PLAYER</i>	<i>YEAR(S) STARTED</i>	<i>RECORD</i>	<i>WIN PCT.</i>
1. Joe Montana	1993-94	17-8	.680
2. Steve Bono	1994-96	21-10	.677
3. Len Dawson	1962-75	95-56-8	.623
4. Dave Krieg	1992-93	13-8	.619
5. Steve DeBerg	1988-91	31-20-1	.606
6. Rich Gannon	1996-98	11-8	.579
7. Elvis Grbac	1997-00	26-21	.553
8. Todd Blackledge	1984-86	13-11	.542
9. Pete Beathard	1965	1-1	.500
Cotton Davidson	1960-61	13-13	.500
Randy Duncan	1961	1-1	.500
Steve Pelluer	1989	1-1-1	.500
Eddie Wilson	1963	0-0-1	.500
14. Bill Kenney	1981-87	34-43	.442
15. Steve Fuller	1979-80	13-18	.419
16. Mike Livingston	1969, '73-78	30-43-1	.412
17. Trent Green	2001	6-10	.375
18. Ron Jaworski	1989	1-2	.333
19. Tony Adams	1975, '77-78	1-6	.143
20. Jacky Lee	1969	0-1	.000
* Doug Hudson	1987	0-1	.000
Warren Moon	2000	0-1	.000
Mark Vlasic	1991	0-1	.000
Frank Seurer	1987	0-2	.000
* Matt Stevens	1987	0-2	.000

\*Denotes replacement player.

## MOST REGULAR SEASON GAMES STARTED

<i>PLAYER</i>	<i>YEARS STARTED</i>	<i>STARTS</i>	<i>RECORD</i>	<i>WIN PCT.</i>
1. Len Dawson	1962-75	159	95-56-8	.623
2. Bill Kenney	1981-87	77	34-43	.442
3. Mike Livingston	1969, '73-78	75	31-43-1	.413
4. Steve DeBerg	1988-91	52	31-20-1	.596
5. Elvis Grbac	1997-00	47	26-21	.553

## REGULAR SEASON WINNING PERCENTAGE AT ARROWHEAD

<i>PLAYER</i>	<i>YEARS STARTED</i>	<i>STARTS</i>	<i>RECORD</i>	<i>WIN PCT.</i>
1. Joe Montana	1993-94	12	10-2	.833
2. Dave Krieg	1992-93	11	9-2	.818
3. Steve Bono	1994-96	16	13-3	.813
4. Rich Gannon	1996-98	9	7-2	.778
4. Steve DeBerg	1988-91	27	20-7	.741

\* Minimum of three starts.

## PLAYOFF RESULTS

<i>PLAYER</i>	<i>PLAYOFF SEASONS</i>	<i>STARTS</i>	<i>RECORD</i>	<i>WIN PCT.</i>
1. Len Dawson	1962, '66, '68-69, '71	8	5-3	.625
2. Joe Montana	1993-94	4	2-2	.400
3. Steve DeBerg	1990-91	3	1-2	.333
4. Todd Blackledge	1986	1	0-1	.000
Dave Krieg	1992	1	0-1	.000
Steve Bono	1995	1	0-1	.000
Elvis Grbac	1997	1	0-1	.000

# GAME-BY-GAME STARTING QUARTERBACKS

## 1960 (8-6)

Date	Result	Opponent	Chiefs QB	Opponent QB
9/10	L 20-21	LAC	Davidson	Kemp
9/16	W 34-16	@ OAK	Davidson	Flores
9/25	W 17-10	LAC	Davidson	Kemp
10/2	L 35-37	NYT	Davidson	Dorow
10/9	L 19-20	OAK	Davidson	Flores
10/16	L 10-20	@ HOU	Davidson	Blanda
10/30	W 17-14	@ DEN	Davidson	Tripucka
11/6	W 45-28	@ BUF	Davidson	Green
11/13	W 34-7	DEN	Davidson	Tripucka
11/18	L 14-42	@ BOS	Davidson	Songin
11/24	L 35-41	@ NYT	Davidson	Dorow
12/4	W 24-0	HOU	Davidson	Lee
12/11	W 34-0	BOS	Davidson	Songin
12/18	W 24-7	BUF	Davidson	Lucas
	<b>Home</b>	<b>Road</b>	<b>Neutral</b>	<b>Overall</b>
Davidson	5-2	3-4	0-0	8-6

## 1961 (6-8)

Date	Result	Opponent	Chiefs QB	Opponent QB
9/10	L 10-26	SD	Davidson	Kemp
9/24	W 42-35	@ OAK	Duncan	Flores
10/1	W 26-21	HOU	Davidson	Blanda
10/8	W 19-12	@ DEN	Davidson	Tripucka
10/15	L 24-27	@ BUF	Davidson	Reynolds
10/22	L 7-38	@ HOU	Davidson	Lee
10/29	L 17-18	BOS	Duncan	Parilli
11/3	L 21-28	@ BOS	Davidson	Songin
11/12	L 20-30	BUF	Davidson	Raab
11/19	L 14-24	@ SD	Davidson	Kemp
11/26	W 43-11	OAK	Davidson	Flores
12/3	L 7-28	@ NYT	Davidson	Dorow
12/10	W 49-21	DEN	Davidson	Tripucka
12/17	W 35-24	NYT	Davidson	Dorow
	<b>Home</b>	<b>Road</b>	<b>Neutral</b>	<b>Overall</b>
Davidson	4-2	1-5	0-0	5-7
Duncan	0-1	1-0	0-0	1-1

## 1962 (11-3)

Date	Result	Opponent	Chiefs QB	Opponent QB
9/8	W 42-28	BOS	Davidson	Parilli
9/23	W 26-16	@ OAK	Dawson	Davidson
9/30	W 41-21	BUF	Dawson	Dorow
10/7	L 28-32	@ SD	Dawson	Wood
10/12	W 27-7	@ BOS	Dawson	Parilli
10/21	W 20-17	NYT	Dawson	Green
10/28	W 31-7	@ HOU	Dawson	Blanda
11/4	L 6-14	HOU	Dawson	Blanda
11/11	W 52-31	@ NYT	Dawson	Green
11/18	W 24-3	@ DEN	Dawson	Tripucka
11/25	W 35-7	OAK	Dawson	Davidson
12/2	L 14-23	@ BUF	Dawson	Kemp
12/9	W 17-10	DEN	Dawson	Tripucka
12/16	W 26-17	SD	Dawson	Hadl

### AFL Championship Game

12/23	W 20-17**	@ HOU	Dawson	Blanda
	<b>Home</b>	<b>Road</b>	<b>Neutral</b>	<b>Overall</b>
Dawson	6-1	5-2 (1-0)	0-0	11-3 (1-0)

## 1963 (5-7-2)

Date	Result	Opponent	Chiefs QB	Opponent QB
9/7	W 59-7	@ DEN	Dawson	Tripucka
9/22	T 27-27	@ BUF	Dawson	Kemp

9/29	L 10-24	@ SD	Dawson	Rote
10/6	W 28-7	HOU	Dawson	Blanda
10/13	L 26-35	BUF	Dawson	Kemp
10/20	L 17-38	SD	Dawson	Rote
10/27	L 7-28	@ HOU	Dawson	Blanda
11/3	L 7-10	@ OAK	Dawson	Flores
11/8	L 7-22	OAK	Dawson	Flores
11/17	T 24-24	@ BOS	Wilson	Parilli
12/1	L 0-17	@ NYJ	Dawson	Wood
12/8	W 52-21	DEN	Dawson	Slaughter
12/14	W 35-3	BOS	Dawson	Parilli
12/22	W 48-0	NYJ	Dawson	Hall
	<b>Home</b>	<b>Road</b>	<b>Neutral</b>	<b>Overall</b>
Dawson	4-3	1-4-1	0-0	5-7-1
Wilson	0-0	0-0-1	0-0	0-0-1

## 1964 (7-7)

Date	Result	Opponent	Chiefs QB	Opponent QB
9/13	L 17-34	@ BUF	Dawson	Kemp
9/27	W 21-9	@ OAK	Dawson	Flores
10/4	W 28-7	HOU	Dawson	Blanda
10/11	L 27-33	@ DEN	Dawson	Lee
10/18	L 22-35	BUF	Dawson	Kemp
10/23	L 7-24	@ BOS	Dawson	Parilli
11/1	W 49-39	DEN	Dawson	Slaughter
11/8	W 42-7	OAK	Dawson	Davidson
11/15	L 14-28	SD	Dawson	Hadl
11/22	W 28-19	@ HOU	Dawson	Trull
11/29	L 14-27	@ NYJ	Dawson	Wood
12/6	L 24-31	BOS	Dawson	Parilli
12/13	W 49-6	@ SD	Dawson	Rote
12/20	W 24-7	NYJ	Dawson	Liske
	<b>Home</b>	<b>Road</b>	<b>Neutral</b>	<b>Overall</b>
Dawson	4-3	3-4	0-0	7-7

## 1965 (7-5-2)

Date	Result	Opponent	Chiefs QB	Opponent QB
9/12	L 10-37	@ OAK	Dawson	Flores
9/18	W 14-10	@ NYJ	Dawson	Taliaferro
9/26	T 10-10	@ SD	Dawson	Hadl
10/3	W 27-17	BOS	Dawson	Parilli
10/10	W 31-23	@ DEN	Beathard	Slaughter
10/17	L 7-23	BUF	Dawson	Kemp
10/24	L 36-38	@ HOU	Beathard	Trull
10/31	W 14-7	OAK	Dawson	Wood
11/7	L 10-13	NYJ	Dawson	Taliaferro
11/14	W 31-7	SD	Dawson	Hadl
11/21	T 10-10	@ BOS	Dawson	Parilli
11/28	W 52-21	HOU	Dawson	Blanda
12/12	L 25-34	@ BUF	Dawson	Kemp
12/19	W 45-35	DEN	Dawson	McCormick
	<b>Home</b>	<b>Road</b>	<b>Neutral</b>	<b>Overall</b>
Dawson	5-2	1-2-2	0-0	6-4-2
Beathard	0-0	1-1	0-0	1-1

## 1966 (11-2-1)

Date	Result	Opponent	Chiefs QB	Opponent QB
9/11	W 42-20	@ BUF	Dawson	Kemp
9/18	W 32-10	@ OAK	Dawson	Davidson
9/25	W 43-24	@ BOS	Dawson	Parilli
10/2	L 14-29	BUF	Dawson	Kemp
10/8	W 37-10	DEN	Dawson	McCormick
10/16	L 13-34	OAK	Dawson	Flores
10/23	W 56-10	@ DEN	Dawson	Choboian

10/30	W 48-23	HOU	Dawson	Blanda
11/6	W 24-14	SD	Dawson	Hadl
11/13	W 34-16	MIA	Dawson	Wilson
11/20	T 27-27	BOS	Dawson	Parilli
11/27	W 32-24	@ NYJ	Dawson	Namath
12/11	W 19-18	@ MIA	Dawson	Wood
12/18	W 27-17	@ SD	Dawson	Hadl

**AFL Championship Game**

1/1	W 31-7	@ BUF	Dawson	Kemp
-----	--------	-------	--------	------

**Super Bowl I**

1/15	L 10-35	GB	Dawson	Starr
	<i>Home</i>	<i>Road</i>	<i>Neutral</i>	<i>Overall</i>
Dawson	4-2-1	7-0 (1-0)	0-0 (0-1)	11-2-1 (1-1)

**1967 (9-5)**

Date	Result	Opponent	Chiefs QB	Opponent QB
9/9	W 25-20	@ HOU	Dawson	Lee
9/24	W 24-0	@ MIA	Dawson	Griese
10/1	L 21-23	@ OAK	Dawson	Lamonica
10/8	W 41-0	MIA	Dawson	Norton
10/15	L 31-45	@ SD	Dawson	Hadl
10/22	L 19-24	HOU	Dawson	Beathard
10/29	W 52-9	DEN	Dawson	Tensi
11/5	W 42-18	NYJ	Dawson	Namath
11/12	W 33-10	@ BOS	Dawson	Parilli
11/19	L 16-17	SD	Dawson	Hadl
11/23	L 22-44	OAK	Dawson	Lamonica
12/3	W 23-13	BUF	Dawson	Kemp
12/10	W 21-7	@ NYJ	Dawson	Namath
12/17	W 38-24	@ DEN	Dawson	Tensi
	<i>Home</i>	<i>Road</i>	<i>Neutral</i>	<i>Overall</i>
Dawson	4-3	5-2	0-0	9-5

**1968 (12-2)**

Date	Result	Opponent	Chiefs QB	Opponent QB
9/9	W 26-21	@ HOU	Dawson	Beathard
9/15	L 19-20	NYJ	Dawson	Namath
9/22	W 34-2	DEN	Dawson	LeClair
9/28	W 48-3	@ MIA	Dawson	Griese
10/5	W 18-7	@ BUF	Dawson	Darragh
10/13	W 13-3	CIN	Dawson	Stofa
10/20	W 24-10	OAK	Dawson	Lamonica
10/27	W 27-20	SD	Dawson	Hadl
11/3	L 21-38	@ OAK	Dawson	Lamonica
11/10	W 16-9	@ CIN	Dawson	Wyche
11/17	W 31-17	BOS	Dawson	Sherman
11/28	W 24-10	HOU	Dawson	Beathard
12/8	W 40-3	@ SD	Dawson	Hadl
12/14	W 30-7	@ DEN	Dawson	Briscoe

**AFL Divisional Playoff Game**

12/22	L 6-41	@ OAK	Dawson	Lamonica
	<i>Home</i>	<i>Road</i>	<i>Neutral</i>	<i>Overall</i>
Dawson	6-1	6-1 (0-1)	0-0	12-2 (0-1)

**1969 (11-3)**

Date	Result	Opponent	Chiefs QB	Opponent QB
9/14	W 27-9	@ SD	Dawson	Hadl
9/21	W 31-0	@ BOS	Dawson	Taliaferro
9/28	L 19-24	@ CIN	Lee	Cook
10/5	W 26-13	@ DEN	Livingston	Tensi
10/12	W 24-0	HOU	Livingston	Beathard
10/19	W 17-10	MIA	Livingston	Griese
10/26	W 42-22	CIN	Livingston	Wyche
11/2	W 29-7	@ BUF	Livingston	Briscoe
11/9	W 27-3	SD	Dawson	Domres
11/16	W 34-16	@ NYJ	Dawson	Namath

11/23	L 24-27	OAK	Dawson	Lamonica
11/27	W 31-17	DEN	Dawson	Tensi
12/7	W 22-19	BUF	Livingston	Kemp
12/13	L 6-10	@ OAK	Dawson	Lamonica

**AFL Divisional Playoff Game**

12/20	W 13-6	@ NYJ	Dawson	Namath
-------	--------	-------	--------	--------

**AFL Championship Game**

1/4	W 17-7	@ OAK	Dawson	Lamonica
-----	--------	-------	--------	----------

**Super Bowl IV**

1/11	W 23-7	MIN	Dawson	Kapp
	<i>Home</i>	<i>Road</i>	<i>Neutral</i>	<i>Overall</i>
Dawson	2-1	3-1 (2-0)	0-0 (1-0)	5-2 (3-0)
Lee	0-0	0-1	0-0	0-1
Livingston	4-0	2-0	0-0	6-0

**1970 (7-5-2)**

Date	Result	Opponent	Chiefs QB	Opponent QB
9/20	L 10-27	@ MIN	Dawson	Cuzzo
9/26	W 44-24	@ BAL	Dawson	Unitas
10/4	L 13-26	@ DEN	Dawson	Liske
10/11	W 23-10	BOS	Livingston	Taliaferro
10/18	W 27-19	@ CIN	Dawson	Carter
10/25	L 16-27	DAL	Dawson	Morton
11/1	T 17-17	OAK	Dawson	Lamonica
11/8	W 24-9	HOU	Dawson	Johnson
11/15	W 31-14	@ PIT	Dawson	Hantratty
11/22	T 6-6	STL	Dawson	Hart
11/29	W 26-14	SD	Dawson	Hadl
12/6	W 16-0	DEN	Dawson	Pastrana
12/12	L 6-20	@ OAK	Dawson	Lamonica
12/20	L 13-31	@ SD	Dawson	Hadl
	<i>Home</i>	<i>Road</i>	<i>Neutral</i>	<i>Overall</i>
Dawson	3-1-2	3-4	0-0	6-5-2
Livingston	1-0	0-0	0-0	1-0

**1971 (10-3-1)**

Date	Result	Opponent	Chiefs QB	Opponent QB
9/19	L 14-21	@ SD	Dawson	Hadl
9/26	W 20-16	@ HOU	Dawson	Johnson
10/3	W 16-3	@ DEN	Dawson	Horn
10/10	W 31-10	SD	Dawson	Hadl
10/18	W 38-16	PIT	Dawson	Bradshaw
10/24	W 27-20	WAS	Dawson	Kilmer
10/31	T 20-20	@ OAK	Dawson	Lamonica
11/7	L 10-13	@ NYJ	Dawson	Davis
11/14	W 13-7	CLE	Dawson	Phipps
11/21	W 28-10	DEN	Dawson	Ramsey
11/25	L 21-32	@ DET	Dawson	Landry
12/6	W 26-17	@ SF	Dawson	Brodie
12/12	W 16-14	OAK	Dawson	Lamacina
12/19	W 22-9	BUF	Livingston	Shaw

**AFC Divisional Playoff Game**

12/25	L 24-27**	MIA	Dawson	Griese
	<i>Home</i>	<i>Road</i>	<i>Neutral</i>	<i>Overall</i>
Dawson	6-0 (0-1)	3-3-1	0-0	9-3-1 (0-1)
Livingston	1-0	0-0	0-0	1-0

**1972 (8-6)**

Date	Result	Opponent	Chiefs QB	Opponent QB
9/17	L 10-20	MIA	Dawson	Griese
9/25	W 20-17	@ NO	Dawson	Manning
10/1	W 45-24	@ DEN	Dawson	Ramsey
10/8	W 31-7	@ CLE	Livingston	Phipps
10/15	L 16-23	CIN	Livingston	Anderson
10/22	L 20-21	PHI	Dawson	Liske
10/29	W 26-14	@ SD	Dawson	Hadl

11/5	W	27-14	OAK	Dawson	Lamonica				
11/12	L	7-16	@ PIT	Dawson	Bradshaw				
11/19	L	17-27	SD	Dawson	Hadl				
11/26	L	3-25	@ OAK	Dawson	Lamonica				
12/3	W	24-21	DEN	Dawson	Johnson				
12/10	W	24-10	BAL	Dawson	Domres				
12/17	W	17-14	@ ATL	Dawson	Berry				
		<b>Home</b>	<b>Road</b>	<b>Neutral</b>	<b>Overall</b>				
Dawson		3-3	4-2	0-0	7-5				
Livingston		0-1	1-0	0-0	1-1				

### 1973 (7-5-2)

Date	Result	Opponent	Chiefs QB	Opponent QB	
9/16	L	13-23	LAR	Livingston	Hadl
9/23	W	10-7	@ NE	Dawson	Plunkett
9/30	W	16-3	OAK	Dawson	Lamonica
10/7	W	16-14	DEN	Dawson	Johnson
10/14	T	10-10	@ GB	Dawson	Hunter
10/21	L	6-14	@ CIN	Dawson	Anderson
10/29	L	14-23	@ BUF	Dawson	Ferguson
11/4	W	19-0	@ SD	Livingston	Fouts
11/12	W	19-7	CHI	Livingston	Douglass
11/18	W	38-14	HOU	Livingston	Dickey
11/25	L	10-14	@ DEN	Livingston	Johnson
12/2	T	20-20	CLE	Livingston	Pitts
12/8	L	7-37	@ OAK	Livingston	Stabler
12/16	W	33-6	SD	Livingston	Fouts
		<b>Home</b>	<b>Road</b>	<b>Neutral</b>	<b>Overall</b>
Dawson		2-0	1-2-1	0-0	3-2-1
Livingston		3-1-1	1-2	0-0	4-3-1

### 1974 (5-9)

Date	Result	Opponent	Chiefs QB	Opponent QB	
9/15	W	24-16	NYJ	Dawson	Namath
9/22	L	7-27	@ OAK	Dawson	Stabler
9/29	W	17-7	@ HOU	Livingston	Dickey
10/6	L	14-17	DEN	Livingston	Johnson
10/13	L	24-34	PIT	Livingston	Gilliam
10/20	L	3-9	@ MIA	Livingston	Griese
10/27	W	24-14	@ SD	Livingston	Fouts
11/3	L	27-33	NYG	Livingston	Morton
11/10	L	7-14	SD	Dawson	Fouts
11/18	W	42-34	@ DEN	Dawson	Johnson
11/24	L	6-33	@ CIN	Dawson	Anderson
12/1	W	17-13	@ STL	Dawson	Hart
12/8	L	6-7	OAK	Dawson	Lawrence
12/14	L	15-35	MIN	Dawson	Tarkenton
		<b>Home</b>	<b>Road</b>	<b>Neutral</b>	<b>Overall</b>
Dawson		1-3	2-2	0-0	3-5
Livingston		0-3	2-1	0-0	2-4

### 1975 (5-9)

Date	Result	Opponent	Chiefs QB	Opponent QB	
9/21	L	33-37	@ DEN	Livingston	Johnson
9/28	L	24-30	NYJ	Dawson	Namath
10/5	L	3-20	SF	Dawson	Snead
10/12	W	42-10	OAK	Livingston	Stabler
10/19	W	12-10	@ SD	Livingston	Fouts
10/26	W	26-13	DEN	Livingston	Johnson
11/2	L	13-17	HOU	Livingston	Pastorini
11/10	W	34-31	@ DAL	Livingston	Staubach
11/16	L	3-28	@ PIT	Livingston	Bradshaw
11/23	W	24-21*	DET	Dawson	Reed
11/30	L	14-28	@ BAL	Dawson	Jones
12/7	L	20-28	SD	Dawson	Fouts
12/14	L	14-20	@ CLE	Adams	Phipps
12/21	L	20-28	@ OAK	Adams	Stabler

	<b>Home</b>	<b>Road</b>	<b>Neutral</b>	<b>Overall</b>
Livingston	2-1	2-2	0-0	4-3
Dawson	1-3	0-1	0-0	1-4
Adams	0-0	0-2	0-0	0-2

### 1976 (5-9)

Date	Result	Opponent	Chiefs QB	Opponent QB	
9/12	L	16-30	SD	Livingston	Fouts
9/20	L	21-24	OAK	Livingston	Stabler
9/26	L	17-27	NO	Livingston	Scott
10/3	L	17-50	@ BUF	Livingston	Ferguson
10/10	W	33-30	@ WAS	Livingston	Theismann
10/17	W	20-17*	@ MIA	Livingston	Griese
10/24	L	26-35	DEN	Livingston	Ramsey
10/31	W	28-19	@ TB	Livingston	Spurrier
11/7	L	0-45	PIT	Livingston	Bradshaw
11/14	L	10-21	@ OAK	Livingston	Stabler
11/21	L	24-27	CIN	Livingston	Anderson
11/28	W	23-20	@ SD	Livingston	Fouts
12/5	L	16-17	@ DEN	Livingston	Penrose
12/12	W	39-14	CLE	Livingston	Sipe
		<b>Home</b>	<b>Road</b>	<b>Neutral</b>	<b>Overall</b>
Livingston		1-6	4-3	0-0	5-9

### 1977 (2-12)

Date	Result	Opponent	Chiefs QB	Opponent QB	
9/18	L	17-21	@ NE	Livingston	Grogan
9/25	L	7-23	SD	Livingston	Harris
10/3	L	28-37	OAK	Livingston	Stabler
10/9	L	7-23	@ DEN	Livingston	Morton
10/16	L	6-17	BAL	Livingston	Jones
10/23	W	21-16	@ SD	Adams	Harris
10/30	L	7-44	@ CLE	Adams	Sipe
11/6	W	20-10	GB	Livingston	Dickey
11/13	L	27-28	@ CHI	Livingston	Avellini
11/20	L	7-14	DEN	Livingston	Morton
11/27	L	20-34	@ HOU	Livingston	Pastorini
12/4	L	7-27	CIN	Livingston	Anderson
12/11	L	31-34	SEA	Livingston	Zorn
12/18	L	20-21	@ OAK	Adams	Rae
		<b>Home</b>	<b>Road</b>	<b>Neutral</b>	<b>Overall</b>
Livingston		1-6	0-4	0-0	1-10
Adams		0-0	1-2	0-0	1-2

### 1978 (4-12)

Date	Result	Opponent	Chiefs QB	Opponent QB	
9/3	W	24-23	@ CIN	Livingston	Reaves
9/10	L	17-20	HOU	Livingston	Pastorini
9/17	L	10-26	@ NYG	Livingston	Pisarcik
9/24	L	17-23*	DEN	Livingston	Morton
10/1	L	13-28	@ BUF	Livingston	Ferguson
10/8	L	13-30	TB	Adams	Williams
10/15	L	6-28	@ OAK	Adams	Stabler
10/22	W	17-3	CLE	Livingston	Sipe
10/29	L	24-27	@ PIT	Livingston	Bradshaw
11/5	L	10-20	OAK	Livingston	Stabler
11/12	L	23-29*	@ SD	Livingston	Fouts
11/19	L	10-13	SEA	Livingston	Zorn
11/26	W	23-0	SD	Livingston	Harris
12/3	W	14-10	BUF	Livingston	Ferguson
12/10	L	3-24	@ DEN	Livingston	Morton
12/17	L	19-23	@ SEA	Livingston	Zorn
		<b>Home</b>	<b>Road</b>	<b>Neutral</b>	<b>Overall</b>
Livingston		3-4	1-6	0-0	4-10
Adams		0-1	0-1	0-0	0-2

### 1979 (7-9)

Date	Result	Opponent	Chiefs QB	Opponent QB
9/2	W 14-0	BAL	Livingston	Jones
9/9	L 24-27	CLE	Livingston	Sipe
9/16	L 6-20	@ HOU	Fuller	Nielsen
9/23	W 35-7	OAK	Fuller	Stabler
9/30	W 24-6	@ SEA	Fuller	Zorn
10/7	W 10-7	@ CIN	Fuller	Anderson
10/14	L 10-24	DEN	Fuller	Morton
10/21	L 17-21	NYG	Livingston	Simms
10/28	L 3-20	@ DEN	Livingston	Morton
11/4	L 14-20	SD	Fuller	Fouts
11/11	L 3-30	PIT	Fuller	Bradshaw
11/18	W 24-21	@ OAK	Fuller	Stabler
11/25	L 7-28	@ SD	Fuller	Fouts
12/2	W 37-21	SEA	Fuller	Zorn
12/9	W 10-7	@ BAL	Fuller	Landry
12/16	L 0-3	@ TB	Fuller	Williams
	<b>Home</b>	<b>Road</b>	<b>Neutral</b>	<b>Overall</b>
Livingston	1-2	0-1	0-0	1-3
Fuller	2-3	4-3	0-0	6-6

### 1980 (8-8)

Date	Result	Opponent	Chiefs QB	Opponent QB
9/7	L 14-27	OAK	Fuller	Pastorini
9/14	L 16-17	SEA	Fuller	Zorn
9/21	L 13-20	@ CLE	Fuller	Sipe
9/28	L 7-24	SD	Fuller	Fouts
10/5	W 31-17	@ OAK	Fuller	Pastorini
10/12	W 21-20	HOU	Fuller	Stabler
10/19	W 23-17	@ DEN	Fuller	Morton
10/26	W 20-17	DET	Fuller	Danielson
11/2	L 24-31	BAL	Fuller	Jones
11/9	W 31-30	@ SEA	Fuller	Zorn
11/16	L 7-20	@ SD	Fuller	Fouts
11/23	W 21-13	@ STL	Fuller	Hart
11/30	L 6-20	CIN	Fuller	Anderson
12/7	W 31-14	DEN	Kenney	Morton
12/14	L 16-21	@ PIT	Kenney	Bradshaw
12/21	W 38-28	@ BAL	Kenney	Jones
	<b>Home</b>	<b>Road</b>	<b>Neutral</b>	<b>Overall</b>
Fuller	2-5	4-2		6-7
Kenney	1-0	1-1	0-0	2-1

### 1981 (9-7)

Date	Result	Opponent	Chiefs QB	Opponent QB
9/6	W 37-33	@ PIT	Kenney	Bradshaw
9/13	W 19-10	TB	Kenney	Williams
9/20	L 31-42	SD	Kenney	Fouts
9/27	W 20-14	@ SEA	Kenney	Zorn
10/4	L 17-33	@ NE	Kenney	Cavanaugh
10/11	W 27-0	OAK	Kenney	Plunkett
10/18	W 28-14	DEN	Kenney	Morton
10/25	W 28-17	@ OAK	Kenney	Wilson
11/1	L 20-22	@ SD	Kenney	Fouts
11/8	L 13-16*	CHI	Kenney	Evans
11/15	W 23-10	HOU	Kenney	Reaves
11/22	W 40-13	SEA	Kenney	Zorn
11/26	L 10-27	@ DET	Kenney	Hipple
12/6	L 13-6	@ DEN	Fuller	Morton
12/13	L 7-17	MIA	Fuller	Woodley
12/20	W 10-6	@ MIN	Fuller	Kramer
	<b>Home</b>	<b>Road</b>	<b>Neutral</b>	<b>Overall</b>
Kenney	5-2	3-3	0-0	8-5
Fuller	0-1	1-1	0-0	1-2

### 1982 (3-6)

Date	Result	Opponent	Chiefs QB	Opponent QB
9/12	L 9-14	@ BUF	Kenney	Ferguson
9/19	W 19-12	SD	Kenney	Fouts
11/21	L 17-27	@ NO	Kenney	Stabler
11/28	L 14-20	@ LAR	Fuller	Jones
12/5	L 14-35	@ PIT	Fuller	Bradshaw
12/12	L 16-21	OAK	Fuller	Plunkett
12/19	W 37-16	@ DEN	Kenney	DeBerg
12/26	L 13-26	SF	Kenney	Montana
1/2	W 37-13	NYJ	Kenney	Todd
	<b>Home</b>	<b>Road</b>	<b>Neutral</b>	<b>Overall</b>
Kenney	2-1	1-2	0-0	3-3
Fuller	0-1	0-2	0-0	0-3

### 1983 (6-10)

Date	Result	Opponent	Chiefs QB	Opponent QB
9/4	W 17-13	SEA	Kenney	Zorn
9/12	L 14-17	SD	Kenney	Fouts
9/18	L 12-27	@ WAS	Kenney	Theismann
9/25	L 6-14	@ MIA	Kenney	Woodley
10/2	W 38-14	STL	Kenney	Hart
10/9	L 20-21	@ RAIDERS	Kenney	Plunkett
10/16	W 38-17	NYG	Kenney	Brunner
10/23	W 13-10*	@ HOU	Kenney	Nielsen
10/30	L 24-27	@ DEN	Kenney	DeBerg
11/6	L 20-28	RAIDERS	Kenney	Wilson
11/13	W 20-15	CIN	Kenney	Anderson
11/20	L 21-41	@ DAL	Kenney	White
11/27	L 48-51*	@ SEA	Kenney	Krieg
12/4	L 9-14	BUF	Kenney	Ferguson
12/11	L 38-41	@ SD	Kenney	Fouts
12/18	W 48-17	DEN	Kenney	Elway
	<b>Home</b>	<b>Road</b>	<b>Neutral</b>	<b>Overall</b>
Kenney	5-3	1-7	0-0	6-10

### 1984 (8-8)

Date	Result	Opponent	Chiefs QB	Opponent QB
9/2	W 37-27	@ PIT	Blackledge	Woodley
9/9	W 27-22	@ CIN	Blackledge	Anderson
9/16	L 20-22	RAIDERS	Blackledge	Plunkett
9/23	L 0-21	@ DEN	Blackledge	Elway
9/30	W 10-6	CLE	Blackledge	McDonald
10/7	L 16-17	NYJ	Blackledge	Ryan
10/14	W 31-13	SD	Blackledge	Fouts
10/21	L 7-28	@ NYJ	Kenney	Ryan
10/28	W 24-20	TB	Kenney	DeBerg
11/4	L 0-45	@ SEA	Kenney	Krieg
11/11	L 16-17	HOU	Blackledge	Moon
11/18	L 7-17	@ RAIDERS	Kenney	Wilson
11/25	L 27-28	@ NYG	Kenney	Simms
12/2	W 16-13	DEN	Kenney	Elway
12/9	W 34-7	SEA	Kenney	Krieg
12/16	W 42-21	@ SD	Kenney	Luther
	<b>Home</b>	<b>Road</b>	<b>Neutral</b>	<b>Overall</b>
Kenney	3-0	1-4	0-0	4-4
Blackledge	2-3	2-1	0-0	4-4

### 1985 (6-10)

Date	Result	Opponent	Chiefs QB	Opponent QB
9/8	W 47-27	@ NO	Kenney	Wilson
9/12	W 36-20	RAIDERS	Kenney	Plunkett
9/22	L 0-31	@ MIA	Kenney	Marino
9/29	W 28-7	SEA	Kenney	Krieg
10/6	L 10-19	@ RAIDERS	Kenney	Wilson
10/13	L 20-31	@ SD	Kenney	Herrmann

10/20	L	0-16	RAMS	Blackledge	Brock	
10/27	L	10-30	DEN	Kenney	Elway	
11/3	L	20-23	@ HOU	Kenney	Moon	
11/10	L	28-36	PIT	Kenney	Woodley	
11/17	L	3-31	@ SF	Kenney	Montana	
11/24	W	20-7	IND	Blackledge	Kofler	
12/1	L	6-24	@ SEA	Blackledge	Krieg	
12/8	W	38-10	ATL	Blackledge	Archer	
12/14	L	13-14	@ DEN	Blackledge	Elway	
12/22	W	38-34	SD	Blackledge	Hermann	
			<b>Home</b>	<b>Road</b>	<b>Neutral</b>	<b>Overall</b>
Kenney	2-2		1-5		0-0	3-7
Blackledge	3-1		0-2		0-0	3-3

### 1986 (10-6)

Date	Result	Opponent	Chiefs QB	Opponent QB	
9/7	W	24-14	CIN	Blackledge	Esiason
9/14	L	17-23	@ SEA	Blackledge	Krieg
9/21	W	27-13	HOU	Blackledge	Moon
9/28	W	20-17	@ BUF	Blackledge	Kelly
10/5	L	17-24	RAIDERS	Blackledge	Wilson
10/12	L	7-20	@ CLE	Blackledge	Kosar
10/19	W	42-41	SD	Blackledge	Fouts
10/26	W	27-20	TB	Kenney	Young
11/2	W	24-23	@ SD	Kenney	Flick
11/9	W	27-7	SEA	Kenney	Gilbert
11/16	L	17-38	@ DEN	Kenney	Elway
11/23	L	14-23	@ STL	Kenney	Lomax
11/30	L	14-17	BUF	Kenney	Kelly
12/7	W	37-10	DEN	Blackledge	Elway
12/14	W	20-17	@ RAIDERS	Kenney	Plunkett
12/21	W	24-19	@ PIT	Kenney	Malone

#### AFC Wild Card Playoff Game

12/28	L	15-35	@ NYJ	Blackledge	Ryan	
			<b>Home</b>	<b>Road</b>	<b>Neutral</b>	<b>Overall</b>
Blackledge	4-1		1-2 (0-1)		0-0	5-3 (0-1)
Kenney	2-1		3-2		0-0	5-3

### 1987 (4-11)

Date	Result	Opponent	Chiefs QB	Opponent QB		
9/13	W	20-13	SD	Blackledge	Fouts	
9/20	L	14-43	@ SEA	Blackledge	Krieg	
10/4	L	17-35#	@ RAIDERS	Stevens	Evans	
10/11	L	0-42#	@ MIA	Stevens	Mackey	
10/18	L	17-26#	DEN	Hudson	Karcher	
10/25	L	21-42	@ SD	Kenney	Fouts	
11/1	L	28-31	@ CHI	Kenney	McMahon	
11/8	L	16-17	PIT	Kenney	Malone	
11/15	L	9-16	NYJ	Seurer	O'Brien	
11/22	L	3-23	GB	Seurer	Majkowski	
11/26	W	27-20	@ DET	Kenney	Long	
12/6	L	27-30*	@ CIN	Kenney	Esiason	
12/13	W	16-10	RAIDERS	Kenney	Wilson	
12/19	L	17-20	@ DEN	Kenney	Elway	
12/27	W	41-20	SEA	Kenney	Krieg	
			<b>Home</b>	<b>Road</b>	<b>Neutral</b>	<b>Overall</b>
Kenney	2-1		1-4		0-0	3-5
Blackledge	1-0		0-1		0-0	1-1
Seurer	0-2		0-0		0-0	0-2
Stevens	0-0		0-2		0-0	0-2#
Hudson	0-1		0-1		0-0	0-1#

# Replacement Games

### 1988 (4-11-1)

Date	Result	Opponent	Chiefs QB	Opponent QB		
9/4	L	3-6	CLE	Kenney	Kosar	
9/11	L	10-31	@ SEA	Kenney	Krieg	
9/18	W	20-13	DEN	DeBerg	Elway	
9/25	L	23-24	SD	DeBerg	Laufenberg	
10/2	T	17-17*	@ NYJ	DeBerg	O'Brien	
10/9	L	6-7	@ HOU	DeBerg	Carlson	
10/16	L	17-27	RAIDERS	DeBerg	Schroeder	
10/23	L	6-7	DET	Kenney	Hilger	
10/30	L	10-17	@ RAIDERS	Kenney	Beuerlein	
11/6	L	11-17	@ DEN	Kenney	Elway	
11/13	W	31-28	CIN	DeBerg	Esiason	
11/20	W	27-24	SEA	DeBerg	Krieg	
11/27	L	10-16	@ PIT	DeBerg	Brister	
12/4	W	38-34	NYJ	DeBerg	Ryan	
12/11	L	12-28	@ NYG	DeBerg	Simms	
12/18	L	13-24	@ SD	DeBerg	Malone	
			<b>Home</b>	<b>Road</b>	<b>Neutral</b>	<b>Overall</b>
DeBerg	4-2		0-4-1		0-0	4-6-1
Kenney	0-2		0-3		0-0	0-5

### 1989 (8-7-1)

Date	Result	Opponent	Chiefs QB	Opponent QB		
9/10	L	20-34	@ DEN	DeBerg	Elway	
9/17	W	24-19	RAIDERS	DeBerg	Schroeder	
9/24	L	6-21	@ SD	DeBerg	McMahon	
10/1	L	17-21	CIN	Jaworski	Schonert	
10/8	W	20-16	@ SEA	Jaworski	Krieg	
10/15	L	14-20	@ RAIDERS	Jaworski	Schroeder	
10/22	W	36-28	DAL	DeBerg	Walsh	
10/29	L	17-23	@ PIT	DeBerg	Brister	
11/5	W	20-10	SEA	Pelluer	Krieg	
11/12	L	13-16	DEN	Pelluer	Elway	
11/19	T	10-10*	@ CLE	Pelluer	Kosar	
11/26	W	34-0	HOU	DeBerg	Moon	
12/3	W	26-21	MIA	DeBerg	Marino	
12/10	W	21-3	@ GB	DeBerg	Majkowski	
12/17	L	13-20	SD	DeBerg	Tolliver	
12/24	W	27-24	@ MIA	DeBerg	Marino	
			<b>Home</b>	<b>Road</b>	<b>Neutral</b>	<b>Overall</b>
DeBerg	4-1		2-3		0-0	6-4
Jaworski	0-1		1-1		0-0	1-2
Pelluer	1-1		0-0-1		0-0	1-1-1

### 1990 (11-5)

Date	Result	Opponent	Chiefs QB	Opponent QB	
9/9	W	24-21	MIN	DeBerg	Wilson
9/17	L	23-24	@ DEN	DeBerg	Elway
9/23	W	17-3	@ GB	DeBerg	Majkowski
9/30	W	34-0	CLE	DeBerg	Kosar
10/7	L	19-23	@ IND	DeBerg	Trudeau
10/14	W	43-24	DET	DeBerg	Gagliano
10/21	L	7-19	@ SEA	DeBerg	Krieg
11/4	W	9-7	RAIDERS	DeBerg	Schroeder
11/11	L	16-17	SEA	DeBerg	Krieg
11/18	W	27-10	SD	DeBerg	Tolliver
11/25	W	27-24	@ RAIDERS	DeBerg	Schroeder
12/2	W	37-7	@ NE	DeBerg	Hodson
12/9	W	31-20	DEN	DeBerg	Elway
12/16	L	10-27	HOU	DeBerg	Moon
12/23	W	24-21	@ SD	DeBerg	Tolliver
12/29	W	21-10	@ CHI	DeBerg	Tomczak

**AFC First Round Playoff Game**

1/5	L	16-17	@ MIA	DeBerg	Marino
				<b>Home</b>	<b>Road</b>
DeBerg		6-2	5-3 (0-1)	<b>Neutral</b>	<b>Overall</b>
				0-0	11-5 (0-1)

**1991 (10-6)**

Date	Result	Opponent	Chiefs QB	Opponent QB	
9/1	W	14-3	ATL	DeBerg	Miller
9/8	L	10-17	NO	DeBerg	Hebert
9/16	L	7-17	@ HOU	DeBerg	Moon
9/22	W	20-12	SEA	DeBerg	Kemp
9/29	W	14-13	@ SD	DeBerg	Friesz
10/7	W	33-6	BUF	DeBerg	Kelly
10/13	W	42-7	MIA	DeBerg	Marino
10/20	L	16-19	@ DEN	DeBerg	Elway
10/28	W	24-21	RAIDERS	DeBerg	Schroeder
11/10	W	27-20	@ RAMS	DeBerg	Everett
11/17	L	20-24	DEN	DeBerg	Elway
11/24	L	15-20	@ CLE	DeBerg	Kosar
12/1	W	19-6	@ SEA	DeBerg	Krieg
12/8	W	20-17*	SD	DeBerg	Friesz
12/14	L	14-28	@ SF	Vlasic	Bono
12/22	W	27-21	@ RAIDERS	DeBerg	Marinovich

**AFC First Round Playoff Game**

12/28	W	10-6	RAIDERS	DeBerg	Marinovich
-------	---	------	---------	--------	------------

**AFC Divisional Playoff Game**

1/5	L	14-37	@ BUF	DeBerg	Kelly
				<b>Home</b>	<b>Road</b>
DeBerg		6-2 (1-0)	4-3 (0-1)	<b>Neutral</b>	<b>Overall</b>
Vlasic		0-0	0-1	0-0	10-5 (1-1)

**1992 (10-6)**

Date	Result	Opponent	Chiefs QB	Opponent QB	
9/6	W	24-10	@ SD	Krieg	Gagliano
9/13	W	26-7	SEA	Krieg	Stouffer
9/20	L	20-23*	@ HOU	Krieg	Moon
9/28	W	27-7	RAIDERS	Krieg	Marinovich
10/4	L	19-20	@ DEN	Krieg	Elway
10/11	W	24-17	PHI	Krieg	Cunningham
10/18	L	10-17	@ DAL	Krieg	Alkman
10/25	L	3-27	PIT	Krieg	O'Donnell
11/8	W	16-14	SD	Krieg	Humphries
11/15	W	35-16	WAS	Krieg	Rypien
11/22	W	24-14	@ SEA	Krieg	Stouffer
11/29	W	23-7	@ NYJ	Krieg	O'Brien
12/6	L	7-28	@ RAIDERS	Krieg	Schroeder
12/13	W	27-20	NE	Krieg	Zolak
12/19	L	21-35	@ NYG	Krieg	Hostetler
12/27	W	42-20	DEN	Krieg	Elway

**AFC First Round Playoff Game**

1/2	L	0-17	@ SD	Krieg	Humphries
				<b>Home</b>	<b>Road</b>
Krieg		7-1	3-5 (0-1)	<b>Neutral</b>	<b>Overall</b>
				0-0	10-6 (0-1)

**1993 (11-5)**

Date	Result	Opponent	Chiefs QB	Opponent QB	
9/5	W	27-3	@ TB	Montana	DeBerg
9/12	L	0-30	@ HOU	Krieg	Moon
9/20	W	15-7	DEN	Montana	Elway
10/3	W	24-9	RAIDERS	Montana	Evans
10/10	W	17-15	CIN	Krieg	Klinger
10/17	W	17-14	@ SD	Montana	Friesz
10/31	L	10-30	@ MIA	Montana	Mitchell
11/8	W	23-16	GB	Krieg	Farve
11/14	W	31-20	@ RAIDERS	Krieg	Hostetler
11/21	L	17-19	CHI	Krieg	Harbaugh
11/28	W	23-7	BUF	Montana	Kelly

12/5	W	31-16	@ SEA	Montana	Mirer
12/12	L	21-27	@ DEN	Montana	Elway
12/19	W	28-24	SD	Montana	Humphries
12/26	L	10-30	@ MIN	Montana	McMahon
1/2	W	34-24	SEA	Montana	Mirer

**AFC First Round Playoff Game**

1/8	W	27-24*	PIT	Montana	O'Donnell
-----	---	--------	-----	---------	-----------

**AFC Divisional Playoff Game**

1/16	W	28-20	@ HOU	Montana	Moon
------	---	-------	-------	---------	------

**AFC Championship Game**

1/23	L	13-30	@ BUF	Montana	Kelly
				<b>Home</b>	<b>Road</b>
Montana		5-0 (1-0)	3-3 (1-1)	<b>Neutral</b>	<b>Overall</b>
Krieg		2-1	1-1	0-0	8-3 (2-1)
				0-0	3-2

**1994 (9-7)**

Date	Result	Opponent	Chiefs QB	Opponent QB	
9/4	W	30-17	@ NO	Montana	Everett
9/11	W	24-17	SF	Montana	Young
9/18	W	30-10	@ ATL	Montana	George
9/25	L	0-16	RAMS	Montana	Chandler
10/9	L	6-20	@ SD	Montana	Humphries
10/17	W	31-28	@ DEN	Montana	Elway
10/23	W	38-23	SEA	Montana	Mirer
10/30	L	10-44	@ BUF	Montana	Kelly
11/6	W	13-3	RAIDERS	Montana	Hostetler
11/13	L	13-14	SD	Montana	Humphries
11/20	W	20-13	CLE	Montana	Rypien
11/27	L	9-10	@ SEA	Montana	Mirer
12/4	L	17-20*	DEN	Bono	Elway
12/12	L	28-45	@ MIA	Bono	Marino
12/18	W	31-9	HOU	Montana	Tolliver
12/24	W	19-9	@ RAIDERS	Montana	Hostetler

**AFC First Round Playoff Game**

12/31	L	17-27	@ MIA	Montana	Marino
				<b>Home</b>	<b>Road</b>
Montana		5-2	4-3 (0-1)	<b>Neutral</b>	<b>Overall</b>
Bono		0-1	0-1	0-0	9-5 (0-1)
				0-0	0-2

**1995 (13-3)**

Date	Result	Opponent	Chiefs QB	Opponent QB	
9/3	W	34-10	@ SEA	Bono	Mirer
9/10	W	20-17*	NYG	Bono	Brown
9/17	W	23-17*	OAK	Bono	Hostetler
9/24	L	17-35	@ CLE	Bono	Testaverde
10/1	W	24-3	@ ARZ	Bono	Krieg
10/9	W	29-23*	SD	Bono	Humphries
10/15	W	31-26	NE	Bono	Bledsoe
10/22	W	21-7	@ DEN	Bono	Elway
11/5	W	24-3	WAS	Bono	Frerotte
11/12	W	22-7	@ SD	Bono	Humphries
11/19	W	20-13	HOU	Bono	Chandler
11/23	L	12-24	@ DAL	Bono	Alkman
12/3	W	29-23	@ OAK	Bono	Evans
12/11	L	6-13	@ MIA	Bono	Marino
12/17	W	20-17	DEN	Bono	Elway
12/24	W	26-3	SEA	Bono	Friesz

**AFC Divisional Playoff Game**

1/7	L	7-10	IND	Bono	Harbaugh
				<b>Home</b>	<b>Road</b>
Bono		8-0 (0-1)	5-3	<b>Neutral</b>	<b>Overall</b>
				0-0	13-3

**1996 (9-7)**

Date	Result	Opponent	Chiefs QB	Opponent QB	
9/1	W	20-19	@ HOU	Bono	Chandler
9/8	W	19-3	OAK	Bono	Hobart
9/15	W	35-17	@ SEA	Bono	Mirer

9/22	W	17-14	DEN	Bono	Elway
9/29	L	19-22	@ SD	Bono	Humphries
10/7	L	7-17	PIT	Bono	Tomczak
10/17	W	34-16	SEA	Bono	Friesz
10/27	L	7-34	@ DEN	Bono	Elway
11/3	W	21-6	@ MIN	Bono	Johnson
11/10	W	27-20	GB	Bono	Favre
11/17	W	14-10	CHI	Bono	Krieg
11/24	L	14-28	SD	Bono	Humphries
11/28	W	28-24	@ DET	Gannon	Mitchell
12/9	L	7-26	@ OAK	Gannon	Hosleller
12/15	L	19-24	IND	Gannon	Harbaugh
12/22	L	9-20	@ BUF	Bono	Kelly
		<i>Home</i>	<i>Road</i>	<i>Neutral</i>	<i>Overall</i>
Bono		5-2	3-3	0-0	8-5
Gannon		0-1	1-1	0-0	1-2

### 1997 (13-3)

Date	Result	Opponent	Chiefs QB	Opponent QB
8/31	L	3-19	@ DEN	Grbac
9/8	W	28-27	@ OAK	Grbac
9/14	W	22-16	BUF	Grbac
9/21	W	35-14	@ CAR	Grbac
9/28	W	20-17*	SEA	Grbac
10/5	L	14-17	@ MIA	Grbac
10/16	W	31-3	SD	Grbac
10/26	W	28-20	@ STL	Grbac
11/3	W	13-10	PIT	Grbac
11/9	L	10-24	@ JAX	Gannon
11/16	W	24-22	DEN	Gannon
11/23	W	19-14	@ SEA	Gannon
11/30	W	44-9	SF	Gannon
12/7	W	30-0	OAK	Gannon
12/14	W	29-7	@ SD	Gannon
12/21	W	25-13	NO	Grbac

#### AFC Divisional Playoff Game

1/4	L	10-14	DEN	Grbac	Elway
		<i>Home</i>	<i>Road</i>	<i>Neutral</i>	<i>Overall</i>
Grbac		5-0 (0-1)	3-2	0-0	8-2
Gannon		3-0	2-1	0-0	5-1

### 1998 (7-9)

Date	Result	Opponent	Chiefs QB	Opponent QB	
9/6	W	28-8	OAK	Grbac	
9/13	L	16-21	@ JAX	Gannon	
9/20	W	23-7	SD	Gannon	
9/27	W	24-21	@ PHI	Gannon	
10/4	W	17-6	SEA	Gannon	
10/11	L	10-40	@ NE	Grbac	
10/26	L	13-20	PIT	Grbac	
11/1	L	17-20	NYJ	Grbac	
11/8	L	12-24	@ SEA	Grbac	
11/16	L	7-30	DEN	Gannon	
11/22	L	37-38	@ SD	Gannon	
11/29	W	34-24	ARZ	Gannon	
12/6	L	31-35	@ DEN	Gannon	
12/13	W	20-17	DAL	Gannon	
12/20	L	7-28	@ NYG	Gannon	
12/26	W	31-24	@ OAK	Grbac	
		<i>Home</i>	<i>Road</i>	<i>Neutral</i>	<i>Overall</i>
Grbac		1-2	1-2	0-0	2-4
Gannon		4-1	1-4	0-0	5-5

### 1999 (9-7)

Date	Result	Opponent	Chiefs QB	Opponent QB	
9/12	L	17-20	@ CHI	Grbac	
9/19	W	26-10	DEN	Grbac	
9/26	W	31-21	DET	Grbac	
10/3	L	14-21	@ SD	Grbac	
10/10	W	16-14	NE	Grbac	
10/21	W	35-8	@ BAL	Grbac	
10/31	W	34-0	SD	Grbac	
11/7	L	17-25	@ IND	Grbac	
11/14	L	10-17	@ TB	Grbac	
11/21	L	19-30	SEA	Grbac	
11/28	W	37-34	@ OAK	Grbac	
12/5	W	16-10	@ DEN	Grbac	
12/12	W	31-28	MIN	Grbac	
12/18	W	35-19	PIT	Grbac	
12/26	L	14-23	@ SEA	Grbac	
1/2	L	38-41*	OAK	Grbac	
		<i>Home</i>	<i>Road</i>	<i>Neutral</i>	<i>Overall</i>
Grbac		6-2	3-5	0-0	9-7

### 2000 (7-9)

Date	Result	Opponent	Chiefs QB	Opponent QB	
9/3	L	14-27	IND	Grbac	
9/10	L	14-17*	@ TEN	Grbac	
9/17	W	42-10	SD	Grbac	
9/24	W	23-22	@ DEN	Grbac	
10/2	W	24-17	SEA	Grbac	
10/15	L	17-20	OAK	Grbac	
10/22	W	54-34	STL	Grbac	
10/29	W	24-19	@ SEA	Grbac	
11/5	L	31-49	@ OAK	Grbac	
11/12	L	7-21	@ SF	Grbac	
11/19	L	17-21	BUF	Grbac	
11/26	L	16-17	@ SD	Moon	
12/4	L	24-30	@ NE	Grbac	
12/10	W	15-14	CAR	Grbac	
12/17	W	20-7	DEN	Grbac	
12/24	L	13-29	@ ATL	Grbac	
		<i>Home</i>	<i>Road</i>	<i>Neutral</i>	<i>Overall</i>
Grbac		5-3	2-5	0-0	7-8
Moon		0-0	0-1	0-0	0-1

### 2001 (6-10)

Date	Result	Opponent	Chiefs QB	Opponent QB	
9/9	L	24-27	OAK	Green	
9/23	L	3-13	NYG	Green	
9/30	W	45-13	@ WAS	Green	
10/7	L	6-20	@ DEN	Green	
10/14	L	17-20	PIT	Green	
10/21	L	16-24	@ ARZ	Green	
10/25	L	28-35	IND	Green	
11/4	W	25-20	@ SD	Green	
11/11	L	7-27	@ NYJ	Green	
11/25	W	19-7	SEA	Green	
11/29	L	10-23	PHI	Green	
12/9	L	26-28	@ OAK	Green	
12/16	W	26-23*	DEN	Green	
12/23	W	20-17	SD	Green	
12/30	W	30-26	@ JAX	Green	
1/6	L	18-21	@ SEA	Green	
		<i>Home</i>	<i>Road</i>	<i>Neutral</i>	<i>Overall</i>
Green		3-5	3-5	0-0	6-10

\* Overtime

\*\* Double Overtime

(Postseason Record)

### OPPONENT QUARTERBACKS MOST GAMES STARTED

PLAYER	YEARS STARTED	STARTS	RECORD	WIN PCT.
1. John Elway	1983-98	29	17-12	.586
2. Dan Fouts	1973-87	22	13-9	.591
3. John Hadl	1962-73	18	7-10-1	.417
4. Dave Krieg	1983-96	17	8-9	.471
5. Jack Kemp	1960-69	16	10-5-1	.656

### OPPONENT QUARTERBACKS MOST GAMES STARTED AT ARROWHEAD

PLAYER	YEARS STARTED	STARTS	RECORD	WIN PCT.
1. John Elway	1983-98	14	4-10	.286
2. Dan Fouts	1973-87	12	7-5	.583
3. Dave Krieg	1983-96	7	1-6	.143
4. Warren Moon	1984-98	6	2-4	.333
Craig Morton	1970-81	6	4-2	.667
Ken Stabler	1973-82	6	3-3	.500
Stan Humphries	1992-97	6	2-4	.333
Jim Zorn	1977-83	6	3-3	.500

### OPPONENT QUARTERBACKS HIGHEST WINNING PERCENTAGE

PLAYER	YEARS STARTED	STARTS	RECORD	WIN PCT.
1. Bubby Brister	1988-98	3	3-0	1.000
Jim Harbaugh	1993-99	3	3-0	1.000
Peyton Manning	1999-01	3	3-0	1.000
Jim McMahon	1987-93	3	3-0	1.000
Phil Simms	1979-88	3	3-0	1.000
Vinny Testaverde	1995-01	3	3-0	1.000

\* Minimum of three starts.

### OPPONENT QUARTERBACKS LOWEST WINNING PERCENTAGE

PLAYER	YEARS STARTED	STARTS	RECORD	WIN PCT.
1. Frank Tripucka	1960-63	7	0-7	.000
John Friesz	1991-96	5	0-5	.000
Jeff George	1994-99	5	0-5	.000
Cotton Davidson	1962-66	4	0-4	.000
Gus Frerotte	1995-01	4	0-4	.000
Steve Tensi	1967-69	4	0-4	.000
Lynn Dickey	1973-77	3	0-3	.000
John Green	1960-62	3	0-3	.000
Milton Slaughter	1963-65	3	0-3	.000
Steve Young	1986-97	3	0-3	.000

\* Minimum of three starts.

# ALL-TIME RECORDS

## INDIVIDUAL

### SERVICE

#### Most Seasons, Active Players

15	Jerrel Wilson	1963-77	157	Derrick Thomas	1989-00
14	Len Dawson	1962-75	149	John Alt	1984-96
	Ed Budde	1963-76	148	Emmitt Thomas	1966-78
	Nick Lowery	1980-93	144	Kevin Ross	1984-93, '97
13	Jim Tyrer	1961-73	143	Will Shields	1993-01
	Buck Buchanan	1963-75	136	Dave Szott	1990-00
	Emmitt Thomas	1966-78	135	Henry Marshall	1976-87
	Jan Stenerud	1967-79			
	Jack Rudnay	1970-82			
	John Alt	1984-96			
12	Johnny Robinson	1960-71			
	Dave Hill	1963-74			
	Bobby Bell	1963-74			
	Mike Livingston	1968-79			
	Henry Marshall	1976-87			

#### Most Games Played, Career

212	Nick Lowery	1980-93			
203	Jerrel Wilson	1963-77			
186	Jan Stenerud	1967-79			
183	Len Dawson	1962-75			
182	Buck Buchanan	1963-75			
181	Emmitt Thomas	1966-78			
180	Jim Tyrer	1961-73			
179	John Alt	1984-96			
178	Jack Rudnay	1970-82			
177	Ed Budde	1963-76			
169	Tim Grunhard	1990-00			
	Derrick Thomas	1989-99			

#### Most Games Started, Career (Since 1968)

171	Jack Rudnay	1970-82			
164	Tim Grunhard	1990-00			
159	Len Dawson	1962-75			

#### Most Consecutive Games Played, Career

186	Jan Stenerud	Sept. 9, 1967 - Dec. 16, 1979
180	Jim Tyrer	Sept. 10, 1961 - Dec. 2, 1973
168	Bobby Bell	Sept. 7, 1963 - Dec. 14, 1974
166	Buck Buchanan	Sept. 7, 1963 - Dec. 1, 1974
153	Emmitt Thomas	Sept. 28, 1968 - Dec. 17, 1978

#### Most Consecutive Games Started (Since 1968)

144	Emmitt Thomas	Sept. 28, 1968 - Oct. 15, 1978
143	Will Shields	Sept. 12, 1993 - Jan. 6, 2002
134	Jim Lynch	Sept. 9, 1968 - Nov. 6, 1977
120	Tim Grunhard	Sept. 5, 1993 - Oct. 29, 2000
112	Jim Kearney	Sept. 9, 1968 - Dec. 16, 1975

#### Most Games Started, Quarterback, Career

158	Len Dawson	1962-75
77	Bill Kenney	1979-88
75	Mike Livingston	1968-79
52	Steve DeBerg	1988-91
47	Elvis Grbac	1997-00

#### Most Consecutive Games Started, Quarterback

51	Len Dawson	Oct. 31, 1965 - Sept. 21, 1969
35	Steve DeBerg	Nov. 26, 1989 - Dec. 8, 1991
28	Steve Bono	Sept. 3, 1995 - Nov. 24, 1996
	Elvis Grbac	Dec. 26, 1998 - Nov. 19, 2000
	Len Dawson	Sept. 8, 1962 - Nov. 8, 1963

### SCORING

#### POINTS

#### Most Points, Career

1,466	Nick Lowery	1980-93			
1,231	Jan Stenerud	1967-79			
442	Pete Stoyanovich	1996-00			
360	Otis Taylor	1965-75			
348	Abner Haynes	1960-64			

#### Most Points, Season

139	Nick Lowery	1990			
129	Jan Stenerud	1968			
119	Jan Stenerud	1969			
116	Jan Stenerud	1970			
	Nick Lowery	1983			
115	Nick Lowery	1981			
	Pete Stoyanovich	1998			

#### Most Seasons, 100 or More Points

11	Nick Lowery	1981, 1983-86, 1988-93
5	Jan Stenerud	1967-71
3	Pete Stoyanovich	1997-99
2	Lin Elliott	1994-95
1	Jack Spikes	1960
	Abner Haynes	1962
	Todd Peterson	2001

#### Most Points, Game

30	Abner Haynes vs. Oakland	Nov. 26, 1961
24	Frank Jackson vs. Denver	Dec. 10, 1961
	Abner Haynes vs. Boston	Sept. 8, 1962
	Frank Jackson vs. San Diego	Dec. 13, 1964
	Bert Coan vs. Denver	Oct. 23, 1966

### TOUCHDOWNS

#### Most Touchdowns, Career

60	Otis Taylor	1965-75	12	Abner Haynes	1960
58	Abner Haynes	1960-64		Chris Burford	1962
55	Chris Burford	1960-67		Christian Okoye	1989
49	Stephone Paige	1983-91			
47	Marcus Allen	1993-97			

#### Most Touchdowns, Season

19	Abner Haynes	1962			
15	Marcus Allen	1993			
13	Abner Haynes	1961			

#### Most Touchdowns, Rookie, Season

12	Abner Haynes (9 rush, 3 rec.)	1960
11	Billy Jackson (10 rush, 1 rec.)	1981
8	Johnny Robinson (4 rush, 4 rec.)	1960
7	Mike Garrett (6 rush, 1 rec.)	1966
	Robert Holmes (7 rush, 0 rec.)	1968

**Most Touchdowns, Game**

5	Abner Haynes vs. Oakland	Nov. 26, 1961
4	Frank Jackson vs. Denver	Dec. 10, 1961
	Abner Haynes vs. Boston	Sept. 8, 1962
	Frank Jackson vs. San Diego	Dec. 13, 1964
	Bert Coan vs. Denver	Oct. 23, 1965
3	15 times Last; Priest Holmes vs. Washington	Sept. 30, 2001

**Most Consecutive Games Scoring Touchdowns**

7	Marcus Allen	1993
5	Chris Burford	1962
	Curtis McClinton	1965-66
	Otis Taylor	1966
	Mike Garrett	1967-1969

**POINTS AFTER TOUCHDOWN****Most Points After Touchdown Attempted, Career**

483	Nick Lowery	1980-93
409	Jan Stenerud	1967-79
164	Pete Stoyanovich	1996-00
149	Tommy Brooker	1962-66

**Most Points After Touchdown Attempted, Season**

46	Tommy Brooker	1964
45	Jan Stenerud	1967
	Pete Stoyanovich	1999
44	Nick Lowery	1983

**Most Points After Touchdown Attempted, Game**

8	Tommy Brooker vs. Denver	Sept. 8, 1963
	Mike Mercer vs. Denver	Oct. 23, 1966

**Most Points After Touchdown Made, Career**

479	Nick Lowery	1980-93
394	Jan Stenerud	1967-79
163	Pete Stoyanovich	1996-00
149	Tommy Brooker	1962-66

**Most Points After Touchdown Made, Season**

46	Tommy Brooker	1964
45	Jan Stenerud	1967

	Pete Stoyanovich	1999
44	Nick Lowery	1983

**Most Points After Touchdown Made, Game**

8	Tommy Brooker vs. Denver	Sept. 8, 1963
	Mike Mercer vs. Denver	Oct. 23, 1966
7	Colton Davidson vs. Denver	Dec. 10, 1961
	T. Brooker vs. N.Y. Titans	Nov. 11, 1962
	Jack Spikes vs. Denver	Dec. 8, 1963
	Tommy Brooker vs. Houston	Nov. 28, 1965

**Most Consecutive Points After Touchdown**

197	Nick Lowery	1983-89
155	Jan Stenerud	1968-73
149	Tommy Brooker	1962-66

**Highest Points After Percentage, Career (100 PATs)**

100.00	Tommy Brooker (149-149)	1962-66
99.39	Pete Stoyanovich (163-164)	1996-00
99.17	Nick Lowery (479-483)	1980-93
96.33	Jan Stenerud (394-409)	1967-79

**FIELD GOALS****Most Field Goals Attempted, Career**

436	Jan Stenerud	1967-79
410	Nick Lowery	1980-93
115	Pete Stoyanovich	1996-00
85	Tommy Brooker	1962-66
60	Lin Elliott	1994-95

**Most Field Goals Attempted, Season**

44	Jan Stenerud	1971
42	Jan Stenerud	1970
40	Jan Stenerud	1968

**Most Field Goals Attempted, Game**

7	Jan Stenerud vs. Buffalo	Dec. 19, 1971
6	Tommy Brooker vs. San Diego	Dec. 16, 1962
	Jan Stenerud	6 times
	Last; vs. Washington	Oct. 10, 1976
	Todd Peterson vs. Denver	Dec. 16, 2001

**Most Seasons Leading League, Field Goals Made**

3	Jan Stenerud	1967, 1970, 1975
---	--------------	------------------

**Most Field Goals Made, Career**

329	Nick Lowery	1980-93
279	Jan Stenerud	1967-79
93	Pete Stoyanovich	1996-00
49	Lin Elliott	1994-95
42	Todd Peterson	2000-01
41	Tommy Brooker	1962-66

**Most Field Goals Made, Season**

34	Nick Lowery	1990
30	Jan Stenerud	1968, 1970
27	Jan Stenerud	1969
	Nick Lowery	1988
	Pete Stoyanovich	1998
	Todd Peterson	2001
26	Jan Stenerud	1971
	Nick Lowery	1981
	Pete Stoyanovich	1997

**Most Field Goals Made, Game**

5	Jan Stenerud vs. Buffalo	Nov. 2, 1969
	Jan Stenerud vs. Buffalo	Dec. 7, 1969
	Jan Stenerud vs. Buffalo	Dec. 19, 1971
	Nick Lowery vs. L.A. Raiders	Sept. 12, 1985
	Nick Lowery vs. Cincinnati	Nov. 13, 1988
	Nick Lowery vs. Chicago	Dec. 29, 1990
	Nick Lowery vs. Denver	Sept. 20, 1993

4	Tommy Brooker vs. San Diego	Dec. 16, 1962
	Mike Mercer vs. N.Y. Jets	Nov. 27, 1966
	Lin Elliott vs. Seattle	Dec. 24, 1995
	Jan Stenerud	10 times
	Nick Lowery	8 times
	Pete Stoyanovich	2 times
	Todd Peterson vs. Denver	Dec. 16, 2001

**Most Consecutive Games Scoring Field Goals**

16	Jan Stenerud	1969-70
12	Pete Stoyanovich	1997-98
11	Jan Stenerud	1968-69
	Jan Stenerud	1971-72
	Nick Lowery	1985-86

**Most Consecutive Field Goals Made**

22	Pete Stoyanovich	1997-98
21	Nick Lowery	1990-1991
16	Jan Stenerud	1969

**Longest Field Goal**

58	Nick Lowery vs. Washington	Sept. 18, 1983
	Nick Lowery vs. L.A. Raiders	Sept. 12, 1985
57	Nick Lowery vs. Seattle	Sept. 14, 1980
55	Jan Stenerud vs. Denver	Oct. 4, 1970
54	Jan Stenerud vs. Houston	Sept. 9, 1967
	Jan Stenerud vs. Denver	Oct. 5, 1969
	Jan Stenerud vs. San Francisco	Dec. 6, 1971
	Nick Lowery vs. L.A. Raiders	Nov. 26, 1983
	Nick Lowery vs. Detroit	Nov. 26, 1987
	Pete Stoyanovich vs. Denver	Nov. 16, 1997
53	Pete Stoyanovich vs. Seattle	Nov. 6, 1998
52	Jan Stenerud	4 times
	Eddie Murray vs. Pittsburgh	Oct. 25, 1992
	Nick Lowery	8 times
	Pete Stoyanovich vs. St. Louis	Oct. 26, 1997

**Highest Field Goal Percentage, Career (Minimum 100 Attempts)**

80.9	Pete Stoyanovich (93-115)	1996-00
80.2	Nick Lowery (329-410)	1980-93
64.0	Jan Stenerud (279-436)	1967-79

**Highest Field Goal Percentage, Season**

96.3	Pete Stoyanovich (26-27)	1997
91.9	Nick Lowery (34-37)	1990
91.6	Nick Lowery (22-24)	1992
88.9	Nick Lowery (24-27)	1985

**Highest Field Goal Percentage, Arrowhead Stadium  
(Minimum 50 Makes)**

88.1	Pete Stoyanovich (52-59)	1996-00
85.6	Nick Lowery (179-209)	1980-93
58.6	Jan Stenerud (75-128)	1972-79

**Most Field Goals, No Misses, Game**

5	Jan Stenerud vs. Buffalo	Nov. 2, 1969
	Jan Stenerud vs. Buffalo	Dec. 7, 1969
	Nick Lowery vs. L.A. Raiders	Sept. 12, 1985
	Nick Lowery vs. Chicago	Dec. 29, 1990
	Nick Lowery vs. Denver	Sept. 21, 1993

**Most Field Goals, 50 or More Yards, Career**

20	Nick Lowery	1980-93
12	Jan Stenerud	1967-79
5	Pete Stoyanovich	1996-99

**Most Field Goals, 50 or More Yards, Season**

4	Nick Lowery	1980
3	Nick Lowery	1985, 1988
2	Pete Stoyanovich	1997, 1998

**Most Field Goals, 50 or More Yards, Game**

2	Nick Lowery vs. Seattle	Sept. 14, 1980
	Nick Lowery vs. New Orleans	Sept. 8, 1985
	Nick Lowery vs. Detroit	Nov. 26, 1987

**DEFENSIVE AND SPECIAL TEAMS SCORES****Most Defensive Touchdowns, Career**

8	Bobby Bell (6 INTs, 2 FRs)	1963-74
5	Emmitt Thomas (5 INTs)	1966-78
	Jim Kearney (5 INTs)	1967-75
4	Lloyd Burruss (4 INTs)	1981-91
	Derrick Thomas (4 FRs)	1989-99
	James Hasty (3 INTs, 1 FR)	1995-99

**Most Defensive Touchdowns, Season**

4	Jim Kearney (4 INTs)	1972
3	David Webster (2 INTs, 1 FR)	1960
	Lloyd Burruss (3 INTs)	1986
	Charles Mincy (2 INTs, 1 FR)	1992
	Mark McMillian (3 INTs)	1997

**Most Special Teams Touchdowns, Career**

8	Tamarick Vanover (4 KORs, 4 PRs)	1995-99
4	J.T. Smith (4 PRs)	1978-84
2	Noland Smith (2 KORs)	1967-69
	Goldie Sellers (1 PR, 1 fumbled KOR)	1968-69
	Kevin Ross (1 fumbled KOR, 1 blocked punt)	1984-93, 97
	Paul Palmer (2 KORs)	1987-88
	Dale Carter (2 PRs)	1992-98

**Most Special Teams Touchdowns, Season**

3	Tamarick Vanover (2 KORs, 1 PR)	1995
2	J.T. Smith (2 PRs)	1979
	J.T. Smith (2 PRs)	1980
	Paul Palmer (2 KORs)	1987
	Dale Carter (2 PRs)	1992

**Most Safeties, Career**

3	Derrick Thomas	1989-98
2	Bill Maas	1984-92
	Dan Saleaumua	1989-96
	Joe Phillips	1992-97

**1** Buck Buchanan 1963-75

	Willie Lanier	1967-77
	John Lohmeyer	1973, 1975-77
	Ed Beckman	1977-84
	Dino Hackett	1986-92
	Albert Lewis	1983-93
	Rob McGovern	1989-90

**Most Safeties, Season**

1	Buck Buchanan	1968
	Willie Lanier	1974
	John Lohmeyer	1976
	Ed Beckman	1978
	Dino Hackett	1988
	Albert Lewis	1988
	Bill Maas	1988, 1990
	Rob McGovern	1989
	Dan Saleaumua	1991, 1996
	Derrick Thomas	1994, 1997, 1998
	Joe Phillips	1997

**Most Two-Point Conversions, Career**

2	Bo Dickinson	1960-61
	Curtis McClinton	1962-69
	Jerral Wilson	1963-77
	Reg Carolan	1964-68
	Tony Gonzalez	1997-01

**Most Two-Point Conversions, Season**

2	Bo Dickinson	1961
---	--------------	------

**Most Two-Point Conversion Passes, Career**

8	Len Dawson	1962-75
2	Randy Duncan	1961
	Elvis Grbac	1997-99
	Trent Green	2001

**RUSHING****Most Seasons Leading League**

1	Abner Haynes	1960	Priest Holmes	2001
	Christian Okoye	1989		

**ATTEMPTS****Most Attempts, Career**

1,246	Christian Okoye	1987-92
1,158	Ed Podolak	1969-77
932	Marcus Allen	1993-97
792	Abner Haynes	1960-64
762	Curtis McClinton	1962-69

**Most Attempts, Season**

370	Christian Okoye	1989
327	Priest Holmes	2001
245	Christian Okoye	1990
236	Mike Garrett	1967
234	Joe Delaney	1981
225	Christian Okoye	1991

**Most Attempts, Consecutive Seasons**

615	Christian Okoye (370, 245)	1989-90
475	Christian Okoye (105, 370)	1988-89

470	Christian Okoye (245, 225)	1990-91
413	Marcus Allen (207, 206)	1995-96
400	Abner Haynes (179, 221)	1961-62
	Mike Garrett (236, 164)	1967-68

**Most Attempts, Rookie, Season**

234	Joe Delaney	1981
174	Robert Holmes	1968
157	Christian Okoye	1987
156	Abner Haynes	1960
147	Mike Garrett	1966

**Most Attempts, Game**

38	Christian Okoye vs. Green Bay	Dec. 10, 1989
37	Christian Okoye vs. Seattle	Nov. 5, 1989
35	Barry Word vs. L.A. Raiders	Dec. 22, 1991
33	Christian Okoye vs. Dallas	Oct. 22, 1989
	Marcus Allen vs. L.A. Raiders	Dec. 24, 1994

## YARDS GAINED

<b>Most Yards Gained, Career</b>		279 (148, 131)	Christian Okoye	Dec. 3-10, 1989	
4,897	Christian Okoye	1987-92	276 (156, 120)	Abner Haynes	Nov. 22-29, 1964
4,451	Ed Podolak	1969-77	275 (122, 153)	Christian Okoye	Oct. 7-13, 1991
3,837	Abner Haynes	1960-64	<b>Most Yards Gained vs. One Opponent, Season</b>		
3,698	Marcus Allen	1993-97	282 (156, 126)	Christian Okoye vs. Seattle	1989
3,246	Mike Garrett	1966-70	270 (101, 169)	Mike Garrett vs. Denver	1967
<b>Most Yards Gained, Season (All 1,000+)</b>					
1,555	Priest Holmes	2001	261 (181, 80)	Priest Holmes vs. San Diego	2001
1,480	Christian Okoye	1989	249 (130, 119)	Mack Lee Hill vs. Houston	1965
1,121	Joe Delaney	1981	247 (192, 55)	Mike Garrett vs. N.Y. Jets	1967
1,087	Mike Garrett	1967	<b>Most Games, 100 or More Yards, Career</b>		
1,053	Tony Reed	1978	14	Christian Okoye	1987-92
1,049	Abner Haynes	1962	12	Abner Haynes	1960-65
1,031	Christian Okoye	1991	11	Ed Podolak	1969-77
1,015	Barry Word	1990	7	Mike Garrett	1966-70
<b>Most Yards Gained, Consecutive Seasons</b>					
2,285	Christian Okoye (1,480, 805)	1989-90	Barry Word	Barry Word	1990-92
1,953	Christian Okoye (473, 1,480)	1988-89	Priest Holmes	Priest Holmes	2001
1,890	Abner Haynes (841, 1,049)	1961-62	5	Tony Reed	1977-80
1,888	Mike Garrett (801, 1,087)	1966-67	Joe Delaney	Joe Delaney	1981-82
1,836	Christian Okoye (805, 1,031)	1990-91	<b>Most Games, 100 or More Yards, Season</b>		
<b>Most Yards Gained, Rookie, Season</b>					
1,121	Joe Delaney	1981	8	Christian Okoye	1989
866	Robert Holmes	1968	7	Priest Holmes	2001
801	Mike Garrett	1966	5	Joe Delaney	1981
660	Christian Okoye	1987	4	Abner Haynes	1962
604	Curtis McClinton	1962	Mike Garrett	Mike Garrett	1967
<b>Most Yards Gained, Game</b>					
200	Barry Word vs. Detroit	Oct. 14, 1990	<b>Most Consecutive Games, 100 or More Yards</b>		
193	Joe Delaney vs. Houston	Nov. 15, 1981	3	Joe Delaney	Oct. 4 - Oct. 18, 1981
192	Mike Garrett vs. N.Y. Jets	Nov. 5, 1967	Christian Okoye	Christian Okoye	Sept. 24 - Oct. 8, 1989
181	Priest Holmes vs. San Diego	Nov. 4, 2001	Christiano Okoye	Christiano Okoye	Oct. 22 - Nov. 5, 1989
170	Christian Okoye vs. Dallas	Oct. 22, 1989	<b>Longest Run From Scrimmage</b>		
169	Mike Garrett vs. Denver	Dec. 17, 1967	84 (TD)	Ted McKnight vs. Seattle	Sept. 30, 1979
<b>Most Yards Gained, Consecutive Games</b>					
293 (101, 192)	Mike Garrett	Oct. 29 - Nov. 5, 1967	82	Joe Delaney vs. Denver	Oct. 18, 1981
289 (168, 121)	Priest Holmes	Dec. 9-16, 2001	82 (TD)	Derrick Alexander vs. Pittsburgh	Dec. 12, 1999
			80 (TD)	Abner Haynes vs. N.Y. Jets	Nov. 29, 1964
				Warren McVea vs. Cincinnati	Oct. 26, 1969
			77 (TD)	Mike Garrett vs. Houston	Oct. 30, 1966

## 10+ YARD RUSHES

(Compiled Since 1990)

<b>Most 10+ Yard Rushes, Career</b>		<b>Most 10+ Yard Rushes, Game</b>		
71	Marcus Allen	10	Priest Holmes vs. Oakland	Dec. 9, 2001
63	Kimble Anders	6	Priest Holmes vs. Pittsburgh	Oct. 14, 2001
61	Greg Hill		Priest Holmes vs. San Diego	Nov. 4, 2001
54	Barry Word		Priest Holmes vs. Denver	Dec. 16, 2001
52	Priest Holmes	5	Barry Word vs. Detroit	Oct. 14, 1990
<b>Most 10+ Yard Rushes, Season</b>			Marcus Allen vs. Denver	Oct. 22, 1995
52	Priest Holmes		Tony Richardson vs. Denver	Dec. 17, 2000
29	Barry Word		Priest Holmes vs. Washington	Sept. 30, 2001
22	Marcus Allen			
21	Christian Okoye			
20	Donnell Bennett			

## AVERAGE GAIN

<b>Highest Average Gain, Career (400 attempts)</b>		5.61	Abner Haynes (156-875)	1960
4.84	Abner Haynes (792-3,837)	5.45	Mike Garrett (147-801)	1966
4.44	Ted McKnight (528-2,344)	<b>Highest Average Gain, Game (10 attempts)</b>		
4.41	Mike Garrett (736-3,246)	12.25	Ted McKnight vs. Seattle (12-147)	Sept. 30, 1979
<b>Highest Average Gain, Season (100 attempts)</b>		11.58	Ed Podolak vs. Denver (12-139)	Dec. 6, 1970
6.03	Ted McKnight (104-627)	11.29	Abner Haynes vs. Oakland (14-158)	Nov. 26, 1961

## TOUCHDOWNS

<b>Most Touchdowns Rushing, Career</b>		<b>Most Touchdowns Rushing, Consecutive Seasons</b>		
44	Marcus Allen	22	Abner Haynes (9, 13)	1961-62
40	Christian Okoye	20	Marcus Allen (9, 11)	1996-97
39	Abner Haynes		Marcus Allen (12, 7)	1993-94
34	Ed Podolak		Christian Okoye (12, 7)	1989-90
23	Mike Garrett	18	Abner Haynes (9, 9)	1960-61
<b>Most Touchdowns Rushing, Season</b>		<b>Most Touchdowns Rushing, Rookie, Season</b>		
13	Abner Haynes	10	Billy Jackson	1981
12	Christian Okoye	9	Abner Haynes	1960
	Marcus Allen	7	Robert Holmes	1968
11	Marcus Allen	6	Mike Garrett	1966
10	Billy Jackson	5	Jack Spikes	1960
			Tony Reed	1977

**Most Rushing Touchdowns, Game**

4	Abner Haynes vs. Oakland	Nov. 26, 1961
3	Jack Spikes vs. Houston	Oct. 1, 1961
	Abner Haynes vs. Boston	Sept. 8, 1962
	Bert Coan vs. Denver	Oct. 23, 1966
	Ed Podolak vs. Detroit	Nov. 25, 1971
	Ed Podolak vs. Cleveland	Dec. 12, 1976
	Billy Jackson vs. Oakland	Oct. 25, 1981
	Marcus Allen vs. Seattle	Dec. 5, 1993
	Donnell Bennett vs. Philadelphia	Sept. 27, 1998
	Bam Morris vs. San Diego	Nov. 22, 1998

**Most Consecutive Games Rushing For TDs**

5	Mike Garrett	1967
4	Abner Haynes	1960
	Jack Spikes	1960-61
	Warren McVea	1969
	Ted McKnight	1981
	Theotis Brown	1983-84
	Christian Okoye	1989
	Bam Morris	1998

**PASSING****Most Seasons Leading League**

4	Len Dawson	1962, 1964, 1966, 1968
---	------------	------------------------

**PASSER RATING****Highest Pass Rating Career (1,000 attempts)**

83.2	Len Dawson	1962-75
81.6	Steve DeBerg	1988-91
80.8	Elvis Grbac	1997-00
77.1	Bill Kenney	1979-88
74.3	Steve Bono	1994-96

**Highest Pass Rating, Season (Qualifiers)**

101.9	Len Dawson	1966
98.8	Len Dawson	1968
98.4	Len Dawson	1962
96.3	Steve DeBerg	1990
89.9	Elvis Grbac	2000

**ATTEMPTS****Most Passes Attempted, Career**

3,696	Len Dawson	1962-75
2,430	Bill Kenney	1979-88
1,751	Mike Livingston	1968-79
1,548	Elvis Grbac	1997-00
1,616	Steve DeBerg	1988-91
1,075	Steve Bono	1994-96

**Most Passes Attempted, Consecutive Seasons**

1,046	Elvis Grbac (499, 547)	1999-00
958	Steve Bono (520, 438)	1995-96
885	Bill Kenney (603, 282)	1983-84
878	Steve DeBerg (444, 434)	1990-91
791	Joe Montana (298, 493)	1993-94
768	Steve DeBerg (324, 444)	1989-90

**Most Passes Attempted, Season**

603	Bill Kenney	1983
547	Elvis Grbac	2000
523	Trent Green	2001
520	Steve Bono	1995
499	Elvis Grbac	1999
493	Joe Montana	1994
444	Steve DeBerg	1990

**Most Passes Attempted, Game**

55	Joe Montana vs. San Diego	Oct. 9, 1994
	Steve Bono vs. Miami	Dec. 12, 1994
54	Joe Montana vs. Denver	Oct. 17, 1994
	Steve Bono vs. San Diego	Sept. 29, 1996
53	Elvis Grbac vs. Oakland	Nov. 5, 2000
52	Bill Kenney vs. Denver	Oct. 30, 1983
50	Bill Kenney vs. Buffalo	Nov. 30, 1986
	Steve DeBerg vs. Cleveland	Nov. 24, 1991
	Rich Gannon vs. Jacksonville	Nov. 9, 1997

**COMPLETIONS****Most Passes Completed, Career**

2,115	Len Dawson	1962-75
1,330	Bill Kenney	1979-88
934	Steve DeBerg	1988-91
912	Mike Livingston	1968-79
897	Elvis Grbac	1997-00
594	Steve Bono	1994-96

514	Steve DeBerg (258, 256)	1990-91
497	Bill Kenney (346, 151)	1983-84
480	Joe Montana (181, 299)	1993-94
454	Steve DeBerg (196, 258)	1989-90

**Most Passes Completed, Season**

346	Bill Kenney (603 att.)	1983
326	Elvis Grbac (547 att.)	2000
299	Joe Montana (493 att.)	1994
296	Trent Green (523 att.)	2001
294	Elvis Grbac (499 att.)	1999
293	Steve Bono (520 att.)	1995
258	Steve DeBerg (444 att.)	1990

**Most Passes Completed, Game**

39	Elvis Grbac vs. Oakland	Nov. 5, 2000
37	Joe Montana vs. San Diego	Oct. 9, 1994
34	Joe Montana vs. Denver	Oct. 17, 1994
33	Steve Bono vs. Miami	Dec. 12, 1994
31	Bill Kenney vs. San Diego	Dec. 11, 1983
	Elvis Grbac vs. Carolina	Dec. 10, 2000
30	Steve DeBerg vs. Cleveland	Nov. 24, 1991
	Elvis Grbac vs. Seattle	Nov. 21, 1999

**Most Passes Completed, Consecutive Seasons**

620	Elvis Grbac (294, 326)	1999-00
528	Steve Bono (293, 235)	1995-96

**Most Consecutive Passes Completed**

15	Len Dawson vs. Houston	Sept. 9, 1967
	Bill Kenney vs. San Diego (13) vs. Washington (2)	Sept. 12, 1983 Sept. 18, 1983

**COMPLETION PERCENTAGE****Most Seasons Leading League**

*8	Len Dawson	1962, 1964-69, 1975
	*NFL RECORD	

**Most Consecutive Seasons Leading League**

*6	Len Dawson	1964-69
	*NFL RECORD	

**Highest Completion Percentage, Career (1,000 Attempts)**

57.97	Steve DeBerg (1,616-934)	1988-91
57.94	Elvis Grbac (1,548-897)	1997-00
57.22	Len Dawson (3,696-2,115)	1962-75

**Highest Completion Percentage, Season (Qualifiers)**

66.43	Len Dawson (140-93)	1975
60.95	Len Dawson (310-189)	1962
60.74	Joe Montana (298-181)	1993

**Highest Completion Percentage, Game (20 attempts)**

80.95	Dave Krieg vs. N.Y. Jets (21-17)	Nov. 29, 1992
	Trent Green vs. Denver (21-17)	Dec. 16, 2001
80.77	Trent Green vs. Washington (26-21)	Sept. 30, 2001
79.17	Len Dawson vs. Pittsburgh (24-19)	Nov. 15, 1970
78.26	Steve Bono vs. Seattle (23-18)	Sept. 3, 1995

## YARDS GAINED

### Most Yards Gained, Career

28,507	Len Dawson	1962-75
17,277	Bill Kenney	1979-88
11,873	Steve DeBerg	1988-91
11,295	Mike Livingston	1968-79
10,642	Elvis Grbac	1997-00
6,489	Steve Bono	1994-96

### Most Yards Gained, Season

4,348	Bill Kenney	1983
4,169	Elvis Grbac	2000
3,783	Trent Green	2001
3,444	Steve DeBerg	1990
3,389	Elvis Grbac	1999
3,283	Joe Montana	1994
3,121	Steve Bono	1995

### Most Yards Gained, Consecutive Seasons

7,558	Elvis Grbac (3,389, 4,169)	1999-00
6,446	Bill Kenney (4,348, 2,096)	1983-84
6,409	Steve DeBerg (3,444, 2,965)	1990-91
5,693	Steve Bono (3,121, 2,572)	1995-96
5,540	Bill Kenney (1,192, 4,348)	1982-83

### Most Yards Gained, Game

504	Elvis Grbac vs. Oakland	Nov. 5, 2000
435	Len Dawson vs. Denver	Nov. 1, 1964
411	Bill Kenney vs. San Diego	Dec. 11, 1983
397	Bill Kenney vs. New Orleans	Sept. 8, 1985
395	Steve DeBerg vs. Denver	Sept. 17, 1990
393	Joe Montana vs. Denver	Oct. 17, 1994

### Most Games, 300 or More Yards Passing, Career

15	Bill Kenney	1979-88
9	Len Dawson	1962-75
7	Elvis Grbac	1997-00
5	Steve DeBerg	1988-91

### Most Games, 300 or More Yards Passing, Season

7	Bill Kenney	1983
5	Elvis Grbac	2000
4	Joe Montana	1994
3	Trent Green	2001
2	Cotton Davidson	1960
	Len Dawson	1964
	Bill Kenney	1984, 1985, 1987
	Steve DeBerg	1990
	Dave Krieg	1992
	Steve Bono	1994

### Most Consecutive Games, 300 or More Yards Passing, Season

4	Bill Kenney	1983
3	Elvis Grbac	2000
2	Joe Montana	1994
	Steve Bono	1994
	Trent Green	2001

### Long Pass Completion (All TDs)

93	Mike Livingston vs. Miami (to Otis Taylor for 79 yards, lateral to Robert Holmes for 14 yards)	Oct. 19, 1969
92	Len Dawson vs. Denver (to Tommy Brooker)	Nov. 18, 1962
	Len Dawson vs. Oakland (to Gloster Richardson)	Nov. 3, 1968
90	Len Dawson vs. Houston (to Frank Pitts)	Nov. 17, 1968
	Steve DeBerg vs. San Diego (to J.J. Birden)	Nov. 18, 1990

## 20+ YARD PASSES

(Compiled Since 1990)

### Most 20+ Yard Passes, Season

55	Elvis Grbac	2000
51	Trent Green	2001
45	Steve DeBerg	1990
44	Dave Krieg	1992
40	Joe Montana	1994
35	Elvis Grbac	1999

### Most 20+ Yard Passes, Career

133	Elvis Grbac	1997-00
73	Steve DeBerg	1990-91
68	Joe Montana	1993-94
57	Dave Krieg	1992-93
51	Trent Green	2001
42	Rich Gannon	1995-98

## AVERAGE GAIN

### Most Seasons Leading League

3	Len Dawson	1962, 1966, 1969
---	------------	------------------

### Highest Average Gain, Career (1,000 attempts)

7.71	Len Dawson (3,696-28,507)	1962-75
7.35	Steve DeBerg (1,616-11,873)	1988-91
7.11	Bill Kenney (2,430-17,277)	1979-88

### Highest Average Gain, Season (Qualifiers)

9.42	Len Dawson (224-2,109)	1968
------	------------------------	------

8.90	Len Dawson (310-2,759)	1962
	Len Dawson (284-2,527)	1966

### Highest Average Gain, Game (20 attempts)

15.76	Steve DeBerg vs. New England (21-331)	Dec. 2, 1990
13.90	Trent Green vs. Denver (21-292)	Dec. 16, 2001
12.82	Len Dawson vs. Denver (22-282)	Dec. 19, 1965
12.48	Bill Kenney vs. Oakland (23-287)	Oct. 11, 1981

## TOUCHDOWNS

### Most Seasons Leading League

4	Len Dawson	1962, 1963, 1965, 1966
	*NFL RECORD	

### Most Touchdown Passes, Career

237	Len Dawson	1962-75
105	Bill Kenney	1979-88
67	Steve DeBerg	1988-91
66	Elvis Grbac	1997-00
56	Mike Livingston	1968-79

### Most Touchdown Passes, Season

30	Len Dawson	1964
29	Len Dawson	1962
26	Len Dawson	1963, 1966
24	Len Dawson	1967
	Bill Kenney	1983

### Most Touchdown Passes, Consecutive Seasons

56	Len Dawson (26, 30)	1963-64
----	---------------------	---------

55	Len Dawson (29, 26)	1962-63
51	Len Dawson (30, 21)	1964-65
50	Elvis Grbac (22, 28)	1999-00
	Len Dawson (26, 24)	1966-67
47	Len Dawson (21, 26)	1965-66

### Most Touchdown Passes, Game

6	Len Dawson vs. Denver	Nov. 1, 1964
5	Len Dawson vs. Boston	Sept. 25, 1966
	Len Dawson vs. Miami	Oct. 8, 1967
	Elvis Grbac vs. San Diego	Sept. 17, 2000
4	Len Dawson	6 times
	Bill Kenney	4 times
	Last; vs. Chicago	Nov. 1, 1967

### Most Consecutive Games, Touchdown Passes

15	Elvis Grbac	Nov. 28, 1999 - Nov. 12, 2000
14	Len Dawson	Oct. 3, 1965 - Oct. 8, 1966
12	Len Dawson	Sept. 8, 1962 - Dec. 2, 1962

## HAD INTERCEPTED

### Most Consecutive Passes, None Intercepted

233	Steve DeBerg	1990
202	Rich Gannon	1997-98

### Most Passes Had Intercepted, Career

178	Len Dawson	1962-75
86	Bill Kenney	1979-88
83	Mike Livingston	1968-79
50	Steve DeBerg	1988-91
47	Elvis Grbac	1997-00

**Most Passes Had Intercepted, Season**

24	Trent Green	2001
23	Cotton Davidson	1961
19	Len Dawson	1963
	Bill Kenney	1983
17	Len Dawson	1962, 1967

**Most Interceptions, Game**

6	Todd Blackledge vs. L.A. Rams	Oct. 20, 1985
5	Cotton Davidson vs. Houston	Oct. 16, 1960
	Len Dawson vs. Oakland	Nov. 23, 1969
	Mike Livingston vs. Pittsburgh	Oct. 13, 1974
	Bill Kenney vs. San Diego	Sept. 20, 1981
	Steve DeBerg vs. San Diego	Sept. 24, 1989

**Most Attempts, No Interceptions, Game**

45	Bill Kenney vs. L.A. Raiders	Oct. 9, 1983
	Steve DeBerg vs. Denver	Sept. 17, 1990
43	Bill Kenney vs. Houston	Oct. 23, 1983
	Rich Gannon vs. Denver	Dec. 6, 1998
41	Todd Blackledge vs. Houston	Nov. 11, 1984
	Steve Bono vs. San Diego	Oct. 9, 1995
	Rich Gannon vs. Dallas	Dec. 13, 1998
40	Steve Bono vs. New England	Oct. 15, 1995
	Elvis Grbac vs. San Diego	Oct. 16, 1997
	Elvis Grbac vs. Oakland	Oct. 15, 2000

**LOWEST PERCENTAGE, PASSES HAD INTERCEPTED****Lowest Percentage, Passes Had Intercepted Career (1,000 att.)**

3.04	Elvis Grbac (1,548-47)	1997-00
3.09	Steve DeBerg (1,616-50)	1988-91
3.54	Bill Kenney (2,430-85)	1979-88

**Lowest Percentage, Passes Had Intercepted (Season Qualifiers)**

0.90	Steve DeBerg (444-4)	1990
1.69	Rich Gannon (354-6)	1998
1.83	Joe Montana (493-9)	1994

**TIMES SACKED**

(Compiled Since 1972)

**Times Sacked, Career**

41.0	Bill Kenney	1983
39.0	Trent Green	2001
37.0	Steve Fuller	1979
	Steve Fuller	1979-82

**Times Sacked, Season**

10	Steve Fuller vs. Baltimore	Nov. 2, 1980
8	Steve Fuller vs. Pittsburgh	Dec. 5, 1982
49.0	Steve Fuller	1980
48.0	Dave Krieg	1992

**Times Sacked, Game**

41.0	Bill Kenney	1983
39.0	Trent Green	2001
37.0	Steve Fuller	1979

**PASS RECEIVING****PASS RECEPTIONS****Most Seasons Leading League**

1	MacArthur Lane	1976
---	----------------	------

**Most Pass Receptions, Career**

416	Henry Marshall	1976-87
410	Otis Taylor	1965-75
391	Chris Burford	1960-67
377	Stephone Paige	1983-91
369	Kimble Anders	1991-00

**Most Seasons, 50 or More Pass Receptions**

5	Kimble Anders	1994-99
4	Chris Burford	1961, 1963-64, 1966
	Otis Taylor	1966-67, 1971-72
	Tony Gonzalez	1998-01
3	Carlos Carson	1983-84, 1987
	Stephone Paige	1986, 1988, 1990
	Derrick Alexander	1998-00
2	Frank Jackson	1963-64
	Henry Marshall	1983-84
	Willie Davis	1993-94

**Most Pass Receptions, Season**

93	Tony Gonzalez	2000
80	Carlos Carson	1983
78	Derrick Alexander	2000
76	Tony Gonzalez	1999
73	Tony Gonzalez	2001
72	Andre Rison	1997

**Most Pass Receptions, Consecutive Seasons**

169	Tony Gonzalez (76, 93)	1999-00
166	Tony Gonzalez (93, 73)	2000-01
137	Carlos Carson (80, 57)	1983-84
135	Tony Gonzalez (59, 76)	1998-99
132	Derrick Alexander (54, 78)	1999-00
123	Kimble Anders (59, 64)	1997-98

**Most Pass Receptions, Game**

12	Ed Podolak vs. Denver	Oct. 7, 1973
11	Chris Burford vs. Buffalo	Sept. 22, 1963
	Emile Harry vs. Cleveland	Nov. 24, 1991
	Kimble Anders vs. N.Y. Giants	Sept. 10, 1995
	Tony Gonzalez vs. New England	Dec. 4, 2000
10	Chris Burford vs. Boston	Oct. 12, 1962
	Chris Burford vs. Buffalo	Oct. 13, 1963
	Frank Jackson vs. N.Y. Jets	Nov. 29, 1964
	Chris Burford vs. Boston	Sept. 25, 1966
	Otis Taylor vs. Cincinnati	Oct. 15, 1972

Ed Podolak vs. Houston	Sept. 29, 1974
Stephone Paige vs. Denver	Sept. 17, 1990
J.J. Birden vs. Miami	Dec. 12, 1994
Kimble Anders vs. Denver	Nov. 16, 1998
Tony Gonzalez vs. Denver	Sept. 24, 2000
Tony Gonzalez vs. Carolina	Dec. 10, 2000

**Most Consecutive Games, Pass Receptions**

83	Stephone Paige	Nov. 17, 1985 - Sept. 29, 1991
46	Ed Podolak	Oct. 22, 1970 - Dec. 21, 1975
44	Carlos Carson	Dec. 20, 1981 - Sept. 12, 1985
	Tony Gonzalez	Dec. 2, 1997 - Nov. 26, 2000
37	Otis Taylor	Nov. 21, 1965 - Oct. 27, 1968
	Otis Taylor	Sept. 20, 1970 - Nov. 19, 1972

**Most Receptions, Running Back, Career**

369	Kimble Anders	1991-00
288	Ed Podolak	1969-77
197	Abner Haynes	1960-64
186	Todd McNair	1989-93, '96
154	Curtis McClinton	1962-69

**Most Receptions, Running Back, Season**

67	Kimble Anders	1994
66	MacArthur Lane	1976
64	Kimble Anders	1998
62	Priest Holmes	2001
60	Kimble Anders	1996

**Most Receptions, Tight End, Career**

334	Tony Gonzalez	1997-01
198	Fred Arbanas	1962-70
163	Walter White	1975-79
135	Jonathan Hayes	1985-93
113	Keith Cash	1992-96

**Most Pass Receptions, Tight End, Season**

93	Tony Gonzalez	2000
76	Tony Gonzalez	1999
73	Tony Gonzalez	2001
59	Tony Gonzalez	1998
48	Walter White	1977

**Most Pass Receptions, Rookie, Season**

55	Abner Haynes (RB)	1960
48	Syvester Morris	2000
46	Chris Burford (TE)	1960
41	Tim Barnett	1991
	Johnny Robinson (RB)	1960

## YARDS GAINED

### Most Yards Gained, Career

7,306	Otis Taylor	1965-75
6,545	Henry Marshall	1976-87
6,360	Carlos Carson	1980-89
6,341	Stephone Paige	1983-91
5,525	Chris Burford	1960-67

### Most Seasons, 1,000 or More Yards

3	Carlos Carson	1983-84, 1987
2	Otis Taylor	1966, 1971
1	Stephone Paige	1990
	Andre Rison	1997
	Derrick Alexander	2000
	Tony Gonzalez	2000

### Most Yards Gained, Season (All 1,000+)

1,391	Derrick Alexander	2000
1,351	Carlos Carson	1983
1,203	Tony Gonzalez	2000
1,297	Otis Taylor	1966
1,110	Otis Taylor	1971
1,092	Andre Rison	1997
1,078	Carlos Carson	1984
1,044	Carlos Carson	1987
1,021	Stephone Paige	1990

### Most Yards Gained, Consecutive Seasons

2,429	Carlos Carson (1,351, 1,078)	1983-84
2,255	Otis Taylor (1,297, 958)	1966-67
2,223	Derrick Alexander (832, 1,391)	1999-00
2,120	Tony Gonzalez (1,203, 917)	2000-01
2,052	Tony Gonzalez (849, 1,203)	1999-00
1,931	Otis Taylor (1,110, 821)	1971-72

### Most Yards Gained, Game

309	Stephone Paige vs. San Diego (8 Receptions)	Dec. 22, 1985
213	Curtis McClinton vs. Denver (5 Receptions)	Dec. 19, 1965
206	Stephone Paige vs. Denver (10 Receptions)	Sept. 17, 1990
197	Carlos Carson vs. San Diego (9 Receptions)	Oct. 25, 1987
190	Otis Taylor vs. Pittsburgh (6 Receptions)	Oct. 18, 1971

### Most Games, 100 or More Yards, Career

20	Otis Taylor	1965-75
18	Carlos Carson	1980-88
12	Chris Burford	1960-67
	Derrick Alexander	1998-00

### Most Games, 100 or More Yards, Season

6	Otis Taylor	1966
	Carlos Carson	1983
	Derrick Alexander	2000
	Tony Gonzalez	2000
4	Chris Burford	1961
	Carlos Carson	1984, '87
	Derrick Alexander	1999

### Most Consecutive Games, 100 or More Yards

4	Tony Gonzalez	2000
3	Frank Jackson	1964

### Highest Average Gain, Career (200 receptions)

18.12	Carlos Carson (351-6,360)	1980-89
17.82	Otis Taylor (410-7,306)	1965-75
17.30	Derrick Alexander (213-3,685)	1998-01
16.82	Stephone Paige (377-6,341)	1983-91
15.73	Henry Marshall (416-6,545)	1976-87

### Most Touchdowns, Career

57	Otis Taylor	1965-75
55	Chris Burford	1960-67
49	Stephone Paige	1983-91
34	Fred Arbanas	1962-70
33	Henry Marshall	1967-87
	Carlos Carson	1980-89

### Most Touchdowns, Season

12	Chris Burford	1962
11	Otis Taylor	1967

Otis Taylor	1966
Willie Davis	1992

### Longest Pass Receptions (All TDs)

92	Tommy Brooker vs. Denver (from Len Dawson)	Nov. 18, 1962
	Gloster Richardson vs. Oakland (from Len Dawson)	Nov. 3, 1968
90	Frank Pitts vs. Boston (from Len Dawson)	Nov. 17, 1968
	J.J. Birden vs. San Diego (from Steve DeBerg)	Nov. 18, 1990
89	Otis Taylor vs. Miami (from Len Dawson)	Nov. 13, 1966
86	Stephone Paige vs. New England (from Steve DeBerg)	Dec. 2, 1990
	Derrick Alexander vs. Chicago (from Elvis Grbac)	Sept. 12, 1999

### Most Yards Gained, Running Back, Career

2,829	Kimble Anders	1991-00
2,739	Abner Haynes	1960-65
2,456	Ed Podolak	1969-77
1,945	Curtis McClinton	1962-69
1,856	Todd McNair	1989-93, '96

### Most Yards Gained, Running Back, Season

614	Priest Holmes	2001
590	Curtis McClinton	1965
576	Abner Haynes	1960
573	Abner Haynes	1962
562	Abner Haynes	1964

### Most Games, 100 or More Yards Gained, RB, Career

5	Abner Haynes	1960-65
3	Johnny Robinson	1960-71
	Paul Palmer	1987-88
2	Curtis McClinton	1962-69
	Priest Holmes	2001

### Most Games, 100 or More Yards Gained, RB, Season

3	Paul Palmer	1988
2	Johnny Robinson	1960
	Abner Haynes	1964
	Priest Holmes	2001

### Most Yards Gained, Tight End, Career

3,958	Tony Gonzalez	1997-01
3,101	Fred Arbanas	1962-70
2,396	Walter White	1975-79
1,541	Jonathon Hayes	1985-93
1,046	Keith Cash	1992-96

### Most Yards Gained, Tight End, Season

1,203	Tony Gonzalez	2000
917	Tony Gonzalez	2001
849	Tony Gonzalez	1999
808	Walter White	1976
686	Fred Arbanas	1964
674	Walter White	1977

### Most Yards Gained, Rookie, Season

789	Chris Burford (TE)	1960
678	Sylvester Morris	2000
611	Johnny Robinson (RB)	1960
576	Abner Haynes (RB)	1960
564	Tim Barnett	1991

## AVERAGE GAIN

### Highest Average Gain, Season (24 receptions)

22.36	Otis Taylor (58-1,297)	1966
21.93	Stephone Paige (43-943)	1985
21.83	Frank Pitts (30-655)	1968

### Highest Average Gain, Game (3 receptions)

42.00	C. McClinton vs. Denver (5-213)	Dec. 19, 1965
40.00	J. Robinson vs. N.Y. Titans (3-120)	Oct. 2, 1960
39.67	Otis Taylor vs. Denver (3-119)	Dec. 14, 1968

## TOUCHDOWNS

	Stephone Paige	1986
	Tony Gonzalez	1999
10	Stephone Paige	1985
	Derrick Alexander	2000

### Most Touchdowns, Consecutive Seasons

21	Chris Burford (12, 9)	1962-63
	Stephone Paige (10, 11)	1985-86
20	Tony Gonzalez (11, 9)	1999-00
19	Otis Taylor (8, 11)	1966-67
17	Chris Burford (5, 12)	1961-62
	Frank Jackson (6, 9)	1963-64

**Most Touchdowns, Rookie, Season**

6	Fred Arbanas	1962
	Stephone Paige	1983
5	Chris Burford	1960
	Otis Taylor	1965
	Bill Jones	1990
	Tim Barnett	1991

**Most Touchdowns, Game**

4	Frank Jackson vs. San Diego	Dec. 13, 1964
3	Chris Burford vs. Oakland	Sept. 23, 1962
	Chris Burford vs. Boston	Sept. 25, 1966

	Otis Taylor vs. Denver	Dec. 17, 1967
	Otis Taylor vs. N.Y. Jets	Nov. 16, 1969
	Sylvester Morris vs. San Diego	Sept. 17, 2000

**Most Consecutive Games, Touchdown Receptions**

5	Chris Burford	Sept. 8, 1962 - Oct. 12, 1962
	Otis Taylor	Oct. 23, 1966 - Nov. 20, 1966
4	Curtis McClinton	Dec. 11, 1966 - Oct. 2, 1966
	Willie Frazier	Sept. 17, 1972 - Oct. 8, 1977
	Otis Taylor	Sept. 25, 1972 - Oct. 15, 1979
	Tony Gonzalez	Sept. 24, 2000 - Oct. 22, 2000

**20+ YARD RECEPTIONS**

(Compiled Since 1990)

**Most 20+ Yard Receptions, Career**

64	Derrick Alexander	1998-01
53	Willie Davis	1991-95
46	Tony Gonzalez	1997-01
43	J.J. Birden	1990-94
25	Andre Rison	1997-99

**Most 20+ Yard Receptions, Season**

24	Derrick Alexander	2000
20	Derrick Alexander	1998
17	Andre Rison	1997
16	Tony Gonzalez	2000
15	Stephone Paige	1990

**INTERCEPTIONS BY****Most Seasons, Leading League**

2	Johnny Robinson	1966, 1970
	Emmitt Thomas	1969, 1974

**Most Interceptions By, Career**

58	Emmitt Thomas	1966-78
57	Johnny Robinson	1960-71
50	Deron Cherry	1981-91
39	Gary Barbaro	1976-82
38	Albart Lewis	1983-93

**Most Interceptions By, Season**

12	Emmitt Thomas	1974
10	Johnny Robinson	1966
	Bobby Hunt	1966
	Johnny Robinson	1970

9	Emmitt Thomas	1969
	Deron Cherry	1986

**Most Interceptions By, Game**

*4	Bobby Ply vs. San Diego	Dec. 16, 1962
	Bobby Hunt vs. Houston	Oct. 4, 1964
	Deron Cherry vs. Seattle	Sept. 29, 1985
	*NFL RECORD	
3	Bobby Ply vs. Denver	Dec. 9, 1962
	Johnny Robinson vs. Baltimore	Sept. 28, 1970
	Albart Lewis vs. Atlanta	Dec. 8, 1985
	Lloyd Burruss vs. San Diego	Oct. 19, 1986
	Albart Lewis vs. Atlanta	Sept. 1, 1991

**Most Consecutive Games, Passes Intercepted By**

6	Eric Harris	1980
---	-------------	------

**YARDS GAINED****Most Yards Gained, Career**

938	Emmitt Thomas (58 INTs)	1966-78
771	Gary Barbaro (39 INTs)	1975-82
741	Johnny Robinson (57 INTs)	1960-71
688	Deron Cherry (50 INTs)	1981-91
674	Bobby Hunt (37 INTs)	1962-67

**Most Yards Gained, Season**

274	Mark McMillian (8 INTs)	1997
228	Bobby Hunt (6 INTs)	1963
214	Emmitt Thomas (12 INTs)	1974
193	Lloyd Burruss (5 INTs)	1986
165	Gary Barbaro (8 INTs)	1977
163	Gary Barbaro (10 INTs)	1980

**Most Yards Gained, Game**

121	Lloyd Burruss vs. San Diego (3 INTs)	Oct. 19, 1986
108	Bobby Ply vs. San Diego (4 INTs)	Dec. 16, 1962
102	Gary Barbaro vs. Seattle (1 INT)	Dec. 11, 1977
100	Tim Collier vs. Oakland (1 INT)	Dec. 18, 1977
99	Dave Grayson vs. N.Y. Titans (1 INT)	Dec. 17, 1961
	Kevin Ross vs. San Diego (1 INT)	Sept. 6, 1992

**Longest Interception Return (All TDs)**

102	Gary Barbaro vs. Seattle	Dec. 11, 1977
100	Tim Collier vs. Oakland	Dec. 18, 1977
99	Dave Grayson vs. N.Y. Titans	Dec. 17, 1961
	Kevin Ross vs. San Diego	Sept. 6, 1992
87	Mark McMillian vs. San Diego	Dec. 14, 1997
80	David Webster vs. Oakland	Oct. 9, 1960

**TOUCHDOWNS****Most Touchdowns, Career**

6	Bobby Bell	1963-74
5	Emmitt Thomas	1966-78
	Jim Kearney	1967-75
4	Lloyd Burruss	1981-91

**Most Touchdowns, Season**

*4	Jim Kearney *NFL RECORD	1972
3	Lloyd Burruss	1986

	Mark McMillian	1997
2	Emmitt Thomas	1974
	Charles Mincy	1992

**Most Touchdowns, Game**

*2	Jim Kearney vs. Denver	Oct. 1, 1972
	Lloyd Burruss vs. San Diego	Oct. 19, 1986
	*NFL RECORD	

**PUNTING****Most Seasons Leading League**

*4	Jerrel Wilson	1965, 1968, 1972-73
	*NFL RECORD	

1	Bob Grupp	1979
	Jim Arnold	1984

## PUNTS

<b>Most Punts, Career</b>					
1,014	Jerrel Wilson	1963-77		Kelly Goodburn vs. Cleveland	Nov. 19, 1989
421	Louie Aguiar	1994-98		Louie Aguiar vs. San Diego	Nov. 18, 1994
284	Jim Arnold	1983-85	10	Jerrel Wilson vs. N.Y. Jets	Sept. 18, 1965
272	Bryan Barker	1990-93		Jerrel Wilson vs. Denver	Oct. 6, 1974
219	Kelly Goodburn	1987-90		Kelly Goodburn vs. N.Y. Jets	Oct. 2, 1988
<b>Most Punts, Season</b>				Todd Sauerbrun vs. San Diego	Nov. 26, 2000
101	Daniel Pope	1999		<b>Longest Punt</b>	
99	Lewis Colbert	1986	76	Dan Stryzinski vs. Oakland	Sept. 9, 2001
98	Jim Arnold	1984	74	Bob Grupp vs. San Diego	Nov. 4, 1979
93	Jim Arnold	1983, 1985	72	Jerrel Wilson vs. San Diego	Sept. 29, 1963
<b>Most Punts, Game</b>			70	Jerrel Wilson vs. Denver	Oct. 11, 1964
11	Bob Grupp vs. Baltimore	Sept. 2, 1979		Jerrel Wilson vs. Buffalo	Oct. 18, 1964
	Jim Arnold vs. San Francisco	Nov. 17, 1985		Jerrel Wilson vs. Houston	Nov. 28, 1968

## AVERAGE YARDAGE

<b>Highest Average, Career (200 Punts)</b>					
43.57	Jerrel Wilson (1,014-44,185)	1963-77	45.53	Jerrel Wilson (80-3,642)	1973
42.59	Louie Aguiar (421-17,930)	1994-98	45.10	Jerrel Wilson (63-2,841)	1968
42.02	Jim Arnold (284-11,934)	1983-85	<b>Highest Average, Game (4 punts)</b>		
<b>Highest Average, Season (Qualifiers)</b>			56.40	Jerrel Wilson vs. Boston (5-282)	Oct. 11, 1970
46.06	Jerrel Wilson (63-3,132)	1985	55.60	Louie Aguiar vs. Arizona (5-278)	Oct. 1, 1995
			54.75	Jerrel Wilson vs. Boston (4-129)	Oct. 3, 1965

## PUNTS HAD BLOCKED

<b>Most Consecutive Punts, None Blocked</b>					
377	Louie Aguiar	1994-98		Bryan Barker	1990-93
256	Jerrel Wilson	1968-71		Daniel Pope	1999
233	Jim Arnold	1983-85		<b>Punts Had Blocked, Season</b>	
<b>Punts Had Blocked, Career</b>			2	Jerrel Wilson	1974
12	Jerrel Wilson	1963-77		Jim Arnold	1985
2	Bob Grupp	1979-81		Daniel Pope	1999
	Jim Arnold	1983-85		<b>Punts Had Blocked, Game</b>	
			2	Jim Arnold vs. Denver	Oct. 27, 1985

## INSIDE THE 20

(Compiled Since 1976)

<b>Most Punts Inside the 20, Career</b>				<b>Most Punts Inside the 20, Season</b>	
117	Louie Aguiar	1994-98	29	Louie Aguiar	1995
62	Bryan Barker	1990-93	28	Louie Aguiar	1997
58	Jim Arnold	1983-85		Todd Sauerbrun	2000
54	Kelly Goodburn	1987-90	27	Dan Stryzinski	2001
51	Bob Grupp	1979-81	25	Louie Aguiar	1996
				Kelly Goodburn	1989

## PUNT RETURNS

<b>Most Punt Returns, Career</b>			<b>PUNT RETURNS</b>		
220	J.T. Smith	1979-84	<b>Most Punt Returns, Game</b>		
181	Tamarick Vanover	1995-99	8	Ed Podolak vs. San Diego	Nov. 10, 1974
86	Ed Podolak	1969-77	7	J.T. Smith vs. Baltimore	Sept. 2, 1979
83	Dale Carter	1992-95		J.T. Smith vs. N.Y. Giants	Oct. 21, 1979
71	Larry Brunson	1974-77		Tamarick Vanover vs. Detroit	Sept. 26, 1999
<b>Most Punt Returns, Season</b>				Tamarick Vanover vs. Denver	Dec. 5, 1999
58	J.T. Smith	1979	<b>Most Yards Gained, Game</b>		
51	Tamarick Vanover	1995	141	J.T. Smith vs. Oakland	Sept. 23, 1979
	Tamarick Vanover	1999	139	Tamarick Vanover vs. Denver	Dec. 5, 1999
50	J.T. Smith	1981	130	Tamarick Vanover vs. New Orleans	Dec. 21, 1997
43	Garcia Lane	1980	123	J.T. Smith vs. Baltimore	Nov. 2, 1980
				Jitter Fields vs. Denver	Oct. 18, 1987
			116	Tamarick Vanover vs. Oakland	Jan. 2, 2000

## YARDS GAINED

<b>Most Seasons Leading League</b>			<b>Most Yards Gained, Season</b>		
2	J.T. Smith	1979-80	640	Tamarick Vanover	1999
<b>Most Yards Gained Career</b>			612	J.T. Smith	1979
2,322	J.T. Smith	1979-84	581	J.T. Smith	1980
1,930	Tamarick Vanover	1995-99	540	Tamarick Vanover	1995
787	Dale Carter	1992-96	528	J.T. Smith	1981
739	Ed Podolak	1969-77			
609	Larry Brunson	1974-77			

<b>Most Yards Gained, Game</b>			<b>Longest Punt Return (All TDs)</b>		
141	J.T. Smith vs. Oakland	Sept. 23, 1979	86	J.T. Smith vs. Oakland	Sept. 23, 1979
130	Tamarick Vanover vs. New Orleans	Dec. 21, 1997	86	Dale Carter vs. Seattle	Nov. 22, 1992
123	J.T. Smith vs. Baltimore	Nov. 2, 1980	86	Tamarick Vanover vs. San Diego	Oct. 9, 1995
	Jitter Fields vs. Denver	Oct. 18, 1987	85	Jitter Fields vs. Denver	Oct. 18, 1987
110	Goldie Sellers vs. Boston	Nov. 17, 1968	84	Tamarick Vanover vs. Oakland	Jan. 2, 2000

### AVERAGE YARDAGE

<b>Most Seasons Leading League</b>			<b>Highest Average, Season (Qualifiers)</b>		
1	Abner Haynes	1960	15.36	Abner Haynes (14-215)	1960
	Noland Smith	1968	15.00	Noland Smith (18-270)	1968
	Ed Podolak	1970	14.79	Johnny Robinson (14-207)	1960
	J.T. Smith	1980			
<b>Highest Average, Career (50 returns)</b>			<b>Highest Average, Game (3 returns)</b>		
11.11	Noland Smith (53-589)	1967-69	28.67	Mike Garrett vs. Buffalo (3-86)	Sept. 11, 1966
10.87	Abner Haynes (54-587)	1960-64	27.50	Noland Smith vs. N.Y. Jets (3-86)	Sept. 15, 1968
10.66	Tamarick Vanover (181-1,930)	1995-99	27.00	Goldie Sellers vs. Boston (4-110)	Nov. 17, 1968
				Ed Podolak vs. Denver (3-81)	Oct. 4, 1970

### TOUCHDOWNS

<b>Most Touchdowns, Career</b>			<b>Most Touchdowns, Game</b>		
4	J.T. Smith	1979-84	1	17 times	
	Tamarick Vanover	1995-99		Last: Tamarick Vanover vs. Oakland	Jan. 2, 2000
<b>Most Touchdowns, Season</b>			<b>Dale Carter</b> 1992		
2	J.T. Smith	1979	<b>Tamarick Vanover</b> 1999		
	J.T. Smith	1980			

## KICKOFF RETURNS

### KICKOFF RETURNS

<b>Most Kickoff Returns, Career</b>			<b>Most Kickoff Returns, Game</b>		
212	Tamarick Vanover	1995-99	43	Tamarick Vanover	1995
84	Dave Grayson	1961-64		Dante Hall	2001
68	Noland Smith	1967-69	41	Noland Smith	1967
64	Anthony Hancock	1982-86		Tamarick Vanover	1998
62	Jeff Smith	1985-86			
<b>Most Kickoff Returns, Season</b>			<b>9</b> Noland Smith vs. Oakland Nov. 23, 1967		
51	Tamarick Vanover	1997	Paul Palmer vs. Seattle Sept. 20, 1987		
44	Tamarick Vanover	1999			

### YARDS GAINED

<b>Most Yards Gained, Career</b>			<b>Most Yards Gained, Game</b>		
5,089	Tamarick Vanover	1995-99	251	Jon Vaughn vs. Miami	Dec. 12, 1994
2,231	Dave Grayson	1961-64	244	Noland Smith vs. San Diego	Oct. 15, 1967
1,822	Noland Smith	1967-69	221	Paul Palmer vs. Seattle	Sept. 20, 1987
1,327	Dante Hall	2001			
1,309	Abner Haynes	1960-64			
<b>Most Yards Gained, Season</b>			<b>Longest Kickoff Return (All TDs)</b>		
1,308	Tamarick Vanover	1997	*106	Noland Smith vs. Denver	Dec. 17, 1967
1,148	Noland Smith	1967		*NFL RECORD	
1,095	Tamarick Vanover	1995	99	Dave Grayson vs. Denver	Sept. 7, 1963
969	Dante Hall	2001	99	Tamarick Vanover vs. Seattle	Sept. 3, 1995
956	Tamarick Vanover	1998	97	Boyce Green vs. Pittsburgh	Dec. 21, 1986
923	Paul Palmer	1987		Tamarick Vanover vs. Denver	Oct. 27, 1996

### AVERAGE YARDAGE

<b>Most Seasons Leading League</b>			<b>Highest Average, Season (Qualifiers)</b>		
1	Dave Grayson	1961	28.31	Dave Grayson (16-453)	1961
			28.30	Larry Marshall (23-651)	1972
<b>Highest Average, Career (50 returns)</b>			<b>Highest Average, Game (3 returns)</b>		
26.79	Noland Smith (68-1,822)	1967-69	44.33	Paul Palmer vs. Seattle (3-133)	Dec. 27, 1987
26.56	Dave Grayson (84-2,231)	1961-64	40.67	Noland Smith vs. San Diego (6-244)	Oct. 15, 1967
25.17	Abner Haynes (52-1,309)	1960-64	40.33	L. Williams vs. Cincinnati (3-121)	Nov. 21, 1976
<b>Highest Average, Season (Qualifiers)</b>					
29.71	Dave Grayson (18-535)	1962			

### TOUCHDOWNS

<b>Most Touchdowns, Career</b>			<b>Most Touchdowns, Game</b>		
4	Tamarick Vanover	1995-99	1	12 times	
2	Paul Palmer	1987-88		Last: Tamarick Vanover vs. Buffalo	Sept. 14, 1997
<b>Most Touchdowns, Season</b>					
2	Paul Palmer	1987			
	Tamarick Vanover	1995			

## FUMBLES

### Most Fumbles, Season

16	Steve Fuller	1980
15	Len Dawson	1964

### Most Fumbles, Game

*7	Len Dawson vs. San Diego	Nov. 15, 1964
	*NFL RECORD	

## OPPONENTS FUMBLES RECOVERED

### Most Opponents Fumbles Recovered, Career

19	Derrick Thomas	1989-99
17	Dan Saleaumua	1989-96
15	Bobby Bell	1963-74
	Willie Lanier	1967-77
	Deron Chery	1981-91
14	Jim Lynch	1967-77

5	Dan Saleaumua	1989
4	Bill Andrews	1977
	Tim Gray	1977
	Gary Spani	1980

### Most Opponents Fumbles Recovered, Game

*3	Charles Jackson vs. Pittsburgh	Sept. 6, 1981
	*NFL RECORD	

### Most Opponents Fumbles Recovered, Season

6	Deron Chery	1988
	Dan Saleaumua	1990

### Longest Return After Fumble Recovered, Yards

100 (TD)	Chris Martin vs. Miami	Oct. 13, 1991
----------	------------------------	---------------

## OPPONENTS FUMBLES FORCED

(Compiled Since 1982)

### Most Opponents Fumbles Forced, Career

45	Derrick Thomas	1989-99
29	Neil Smith	1988-96
13	Kevin Ross	1984-93, '97
11	Deron Chery	1981-91
	Bill Maas	1984-92

### Most Opponents Fumbles Forced, Season

8	Derrick Thomas	1992
6	Derrick Thomas	1990
	Derrick Thomas	1994

## YARDS FROM SCRIMMAGE GAINED

(Rushing and receiving)

### ATTEMPTS

#### Most Attempts, Career

1,445	Ed Podolak (1,157 rush, 288 rec.)	1969-77
1,288	Christian Okoye (1,246 rush, 42 rec.)	1987-92
1,073	Marcus Allen (932 rush, 141 rec.)	1993-97
993	Abner Haynes (794 rush, 199 rec.)	1960-65
916	Curtis McClinton (762 rush, 154 rec.)	1962-69

#### Most Attempts, Season

389	Priest Holmes (327 rush, 62 rec.)	2001
372	Christian Okoye (370 rush, 2 rec.)	1989

285	Mike Garrett (236 rush, 108 rec.)	1967
265	Ed Podolak (210 rush, 55 rec.)	1973
260	Abner Haynes (221 rush, 39 rec.)	1962

#### Most Attempts, Game

38	(38 rush, 0 rec.) Christian Okoye vs. Green Bay	Dec. 10, 1989
37	(37 rush, 0 rec.) Christian Okoye vs. Seattle	Nov. 5, 1989
35	(35 rush, 0 rec.) Barry Word vs. L.A. Raiders	Dec. 22, 1991
34	(27 rush, 7 rec.) Abner Haynes vs. Denver	Oct. 30, 1960
	(27 rush, 7 rec.) Priest Holmes vs. Jacksonville	Dec. 30, 2001

## YARDS GAINED

#### Most Yards, Career

7,467	Otis Taylor (161 rush, 7,306 rec.)	1965-75
6,907	Ed Podolak (4,451 rush, 2,456 rec.)	1969-77
6,802	Henry Marshall (257 rush, 6,545 rec.)	1976-87
6,413	Carlos Carson (53 rush, 6,360 rec.)	1980-89
6,373	Stephone Paige (32 rush, 6,341 rec.)	1983-91

#### Most Yards, Season

2,169	Priest Holmes (1,555 rush, 614 rec.)	2001
1,622	Abner Haynes (1,049 rush, 573 rec.)	1962
1,536	Tony Reed (1,053 rush, 483 rec.)	1978
1,492	Christian Okoye (1,480 rush, 12 rec.)	1989
1,451	Abner Haynes (875 rush, 576 rec.)	1960

#### Most Yards, Game

309	(0 rush, 309 rec.) Stephone Paige vs. San Diego	Dec. 22, 1985
277	(168 rush, 109 rec.) Priest Holmes vs. Oak	Dec. 9, 2001

244	(146 rush, 98 rec.) Woody Green vs. San Diego	Nov. 27, 1974
228	(15 rush, 213 rec.) Curtis McClinton vs. Denver	Dec. 19, 1965
225	(147 rush, 78 rec.) Priest Holmes vs. Washington	Sept. 30, 2001

#### Yards Per Touch Average, RB, Season (200 touches)

6.9	Abner Haynes (211-1,451)	1960
6.6	Abner Haynes (213-1,399)	1961
6.2	Abner Haynes (260-1,622)	1962
6.0	Tony Reed (254-1,536)	1978
5.9	Curtis McClinton (212-1,251)	1965

#### Yards Per Touch Average, RB, Career (350 touches)

6.6	Abner Haynes (993-6,553)	1960-64
5.6	Priest Holmes (389-2,169)	2001
5.5	Curtis McClinton (916-5,069)	1962-69
	Tony Reed (651-3,566)	1977-80
5.4	MacArthur Lane (448-2,416)	1975-78

## COMBINED NET YARDS GAINED

(Rushing, receiving, interception returns,  
punt returns, kickoff returns and fumble returns)

### ATTEMPTS

#### Most Attempts, Career

1,559	Ed Podolak	1969-77
1,288	Christian Okoye	1987-92
1,095	Abner Haynes	1960-65

#### Most Attempts, Season

389	Priest Holmes	2001
372	Christian Okoye	1989
286	Mike Garrett	1967
277	Ed Podolak	1973

#### Most Attempts, Game

38	Christian Okoye vs. Green Bay	Dec. 10, 1989
37	Christian Okoye vs. Seattle	Nov. 5, 1989
36	Abner Haynes vs. Denver	Oct. 30, 1960
35	Barry Word vs. L.A. Raiders	Dec. 22, 1991
34	Woody Green vs. N.Y. Giants	Nov. 3, 1974
	Priest Holmes vs. Jacksonville	Dec. 30, 2001

## YARDS GAINED

<b>Most Yards Gained, Career</b>		1,897	Tamarick Vanover	1995	
8,442	Abner Haynes	1,865	Abner Haynes	1961	
8,178	Ed Podolak	1969-77	<b>Most Yards Gained, Game</b>		
7,467	Otis Taylor	1965-75	309	Stephone Paige vs. San Diego	Dec. 22, 1985
<b>Most Yards Gained, Season</b>		290	Noland Smith vs. San Diego	Oct. 15, 1967	
2,169	Priest Holmes	2001	277	Priest Holmes vs. Oakland	Dec. 9, 2001
2,100	Abner Haynes	1960	276	Abner Haynes vs. San Diego	Oct. 20, 1963

## SACKS

(Compiled Since 1973)

<b>Most Sacks, Career</b>		<b>Most Sacks, Consecutive Seasons</b>		
126.5	Derrick Thomas	33.5	Derrick Thomas (20.0, 13.5)	1990-91
86.0	Neil Smith	30.0	Derrick Thomas (10.0, 20.0)	1989-90
72.5	Art Still	29.5	Neil Smith (14.5, 15.0)	1992-93
51.0	Mike Bell	28.0	Derrick Thomas (13.5, 14.5)	1991-92
40.0	Bill Maas	26.5	Neil Smith (15.0, 11.5)	1993-94
<b>Most Sacks, Season</b>		<b>Most Sacks, Game</b>		
20.0	Derrick Thomas	*7.0	Derrick Thomas vs. Seattle	Nov. 11, 1990
15.0	Neil Smith		*NFL RECORD	
14.5	Art Still	6.0	Derrick Thomas vs. Oakland	Sept. 6, 1998
	Art Still	4.0	Wilbur Young vs. San Diego	Oct. 19, 1975
	Neil Smith		Art Still vs. Oakland	Oct. 5, 1980
	Derrick Thomas		Derrick Thomas vs. Buffalo	Oct. 7, 1991
14.0	Eric Hicks		Derrick Thomas vs. San Diego	Nov. 8, 1992
			Neil Smith vs. L.A. Raiders	Oct. 3, 1993

## TACKLES

(Compiled Since 1977)

<b>Most Tackles, Career</b>		151	Deron Cherry	1988	
999	Gary Spani	1978-86	Donnie Edwards	1998, 2000	
992	Art Still	1978-87	149	Gary Spani	1980
927	Deron Cherry	1981-91	<b>Most Tackles, Consecutive Seasons</b>		
827	Kevin Ross	1984-93, '97	306	Gary Spani (157, 149)	1979-80
742	Donnie Edwards	1996-01	302	Gary Spani (149, 153)	1980-81
728	Derrick Thomas	1989-99	301	Gary Spani (144, 157)	1978-79
<b>Most Tackles, Season</b>		298	Donnie Edwards (151, 147)	2000-01	
157	Gary Spani	1979	294	Donnie Edwards (143, 151)	1999-00
153	Gary Spani	1981			

## BLOCKED KICKS

<b>Most Opponents Punts Blocked, Career</b>		3	Albert Lewis	1986	
10	Albert Lewis	1983-93	2	Sherrill Headrick	1963
2	Ed Beckman	1977-84	<b>Most Opponents Punts Blocked, Game</b>		
	Gary Green	1977-83	2	Sherrill Headrick vs. Denver	Dec. 8, 1963
	Sherrill Headrick	1960-67	<b>Longest Return of Blocked Field Goal</b>		
<b>Most Opponents Punts Blocked, Season</b>		78 (TD)	Lloyd Burruss vs. Pittsburgh	Dec. 21, 1986	
4	Albert Lewis	1990	65 (TD)	Kevin Ross vs. Cincinnati	Dec. 6, 1987



## CHIEFS ON MONDAY NIGHT FOOTBALL MONDAY NIGHT RECORD: 17-13 (.567)

9/28/70	@ Baltimore	W	44-24	9/28/92	L.A. RAIDERS	W	27-7
10/18/71	PITTSBURGH	W	38-16	9/20/93	DENVER	W	15-7
12/6/71	@ San Francisco	W	26-17	11/8/93	GREEN BAY	W	23-16
9/25/72	@ New Orleans	W	20-17	10/17/94	@ Denver	W	31-28
10/29/73	@ Buffalo	L	14-23	12/12/94	@ Miami	L	28-45
11/12/73	CHICAGO	W	19-7	10/9/95	SAN DIEGO	W	29-23 (OT)
11/18/74	@ Denver	W	42-34	12/11/95	@ Miami	L	6-13
11/10/75	@ Dallas	W	34-31	10/7/96	PITTSBURGH	L	7-17
9/20/76	OAKLAND	L	21-24	12/9/96	@ Oakland	L	7-26
10/3/77	OAKLAND	L	28-37	9/8/97	@ Oakland	W	28-27
9/12/83	SAN DIEGO	L	14-17	11/3/97	PITTSBURGH	W	13-10
9/17/90	@ Denver	L	23-24	10/26/98	PITTSBURGH	L	13-20
9/16/91	@ Houston	L	7-17	11/16/98	DENVER	L	7-30
10/7/91	BUFFALO	W	33-6	10/2/00	SEATTLE	W	24-17
10/28/91	L.A. RAIDERS	W	24-21	12/4/00	@ New England	L	24-30

# TEAM

## GAMES WON

### Most Consecutive Games Won

- 7 1968-69, 1969, 1995
- 6 1968, 1997
- 5 1961-62, 1966-67, 1971, 1984-85

### Most Consecutive Games Won, Start of Season

- 4 1996
- 3 1962, 1966, 1994, 1995

### Most Consecutive Games Won, End of Season

- 6 1997
- 5 1968
- 3 1960, 1963, 1966, 1967, 1971, 1972, 1984, 1986

### Most Consecutive Home Games Won

- 11 1997-98
- 10 1968-69, 1995-96
- 9 1970-71, 1994-95
- 8 1997

### Most Consecutive Road Games Won

- 9 1966-67, 1994-95
- 6 1967-68
- 1968-69, 1971-72

## GAMES LOST

### Most Consecutive Games Lost

- 9 1987
- 8 1975-76
- 7 1985

### Most Consecutive Games Lost, Start of Season

- 5 1977
- 4 1976, 1980
- 3 1975

### Most Consecutive Games Lost, End of Season

- 6 1977
- 4 1975
- 3 1996

### Most Consecutive Home Games Lost

- 8 1974-75
- 7 1975-76
- 6 1977-78

### Most Consecutive Road Games Lost

- 8 1978-79, 1985-86
- 6 1988
- 5 1961, 1975-76, 1984, 1987, 1998

## SCORING

### POINTS

#### Most Points, Season

- 448 1966
- 408 1967
- 390 1999
- 389 1962
- 371 1968

#### Most Points, Consecutive Seasons

- 856 (448, 408) 1966-67
- 779 (408, 371) 1967-68
- 770 (322, 448) 1965-66
- 745 (390, 355) 1999-00
- 736 (389, 347) 1962-63
- 717 (327, 390) 1998-99

#### Fewest Points, Season

- 176 1982 (9 games)
- 225 1977
- 231 1973

#### Largest Scoring Differential, Season

- +201 (371 - 170) 1968
- +182 (359 - 177) 1969
- +176 (448 - 276) 1966
- +156 (369 - 233) 1962
- +154 (408 - 254) 1967

#### Most 40-Point Games, Season

- 4 1966
- 3 1961, 1962, 1963, 1964, 1967
- 2 1965, 1968, 1983, 2000

#### Most 30-Point Games, Season

- 8 1966
- 7 1999
- 6 1967

#### Most Points Scored, Game

- 59 vs. Denver Sept. 7, 1963
- 56 vs. Denver Oct. 23, 1966
- 54 vs. St. Louis Oct. 22, 2000
- 52 4 times: Last vs. Denver Oct. 29, 1967

#### Largest Margin of Victory, Game

- 52 Kansas City (59) vs. Denver (9) Sept. 7, 1963
- 48 Kansas City (48) vs. N.Y. Jets (0) Dec. 12, 1963
- 46 Kansas City (56) vs. Denver (10) Nov. 10, 1966
- 45 Kansas City (48) vs. Miami (3) Sept. 28, 1968
- 43 Kansas City (49) vs. San Diego (6) Dec. 13, 1964
- Kansas City (52) vs. Denver (9) Oct. 29, 1967

#### Most Points, Both Teams, Game

- 99 Kansas City (48) vs. Seattle (51) Nov. 27, 1983 (OT)
- 88 Denver (39) vs. Kansas City (49) Nov. 1, 1964
- Kansas City (54) vs. St. Louis (34) Oct. 22, 2000

#### Fewest Points, Both Teams, Game

- 3 Kansas City (0) vs. Tampa Bay (3) Dec. 16, 1979
- 9 Cleveland (6) vs. Kansas City (3) Sept. 4, 1986
- 12 Kansas City (3) vs. Miami (9) Oct. 20, 1974
- St. Louis (6) vs. Kansas City (6) Nov. 22, 1970

#### Most Points Shutout Victory, Game

- 48 vs. N.Y. Jets Dec. 22, 1963
- 41 vs. Miami Oct. 8, 1967
- 34 vs. Boston Dec. 11, 1960
- vs. Houston Nov. 26, 1989
- vs. Cleveland Sept. 30, 1990
- vs. San Diego Oct. 31, 1999

#### Fewest Points, Shutout Victory, Game

- 14 vs. Baltimore Sept. 2, 1979
- 16 vs. Denver Dec. 6, 1970
- 17 vs. L.A. Chargers Sept. 25, 1960

#### Most Consecutive Games Scoring

- 179 1963-76
- 124 1994-present
- 91 1987-92
- 60 1979-84
- 52 1960-63, 1976-79

#### Most Points, Two Consecutive Games

- 104 (56, 48) Oct. 23, 1966 - Oct. 30, 1966

## TOUCHDOWNS

### Most Touchdowns, Season

55 1966  
50 1962  
49 1964, 1967  
47 1999

### Most Touchdowns, Consecutive Seasons

104 (55, 49) 1966-67  
96 (50, 46) 1962-63  
95 (45, 50) 1961-62  
(46, 49) 1963-64  
(40, 55) 1965-66  
91 (46, 45) 1960-61  
(47, 44) 1999-00

### Fewest Touchdowns, Season

17 1982 (9 games)  
23 1973  
24 1988

### Most Touchdowns, Game

8 vs. Denver Sept. 7, 1963  
vs. Denver Oct. 23, 1966  
7 9 times; Last vs. St. Louis Oct. 22, 2000

### Most Touchdowns, Both Teams, Game

13 Kansas City (7) vs. Seattle (6) Nov. 27, 1983 (OT)  
12 Denver (5) vs. Kansas City (7) Nov. 1, 1964  
Kansas City (7) vs. St. Louis (5) Oct. 22, 2000

### Most Consecutive Games Scoring Touchdowns

96 1963-70  
64 1997-01  
52 1960-63  
33 1978-78

### Most Return Touchdowns, Season

11 1992, 1999  
7 1995, 1997  
6 1987

### Most Defensive Touchdowns, Season

9 1999  
8 1992  
5 1972, 1974, 1977  
4 1960, 1967, 1981, 1986, 1995, 1997

### Fewest Defensive Touchdowns, Season

0 1962, 1976, 1978, 1988  
1 1961, 1975, 1976, 1989, 1998, 2001

### Most Defensive Touchdowns, Game

3 vs. Denver Dec. 27, 1992  
2 11 times, last vs. Oakland Nov. 28, 1999

### Most Interception Return TDs, Season

6 1992  
5 1972, 1974, 1999  
4 1960, 1986, 1997

### Most Fumble Return TDs, Season

4 1999  
3 1997, 1980, 1981  
2 1989, 1991, 1992, 1993, 1995

### Most Special Teams Touchdowns, Season

5 1986, 1987  
4 1995  
3 1969, 1992

### Most Special Teams Touchdowns, Game

3 vs. Pittsburgh Dec. 21, 1986  
2 vs. Cleveland Sept. 30, 1990

## POINTS AFTER TOUCHDOWN

### Most Points After Touchdown, Season

48 1966  
47 1962  
46 1964

### Fewest Points After Touchdown, Season

17 1982 (9 games)

21 1973

23 1988

### Most Points After Touchdown, Game

8 vs. Denver Sept. 8, 1963  
vs. Denver Oct. 23, 1966

## TWO-POINT ATTEMPTS

### Most Two-Point Attempts, Season

6 2001  
5 1997  
4 1961, 1994  
3 1964, 1965, 1966, 1967, 1995

### Most Two-Point Conversions, Season

3 1961, 1965, 1994, 2001  
2 1966, 1967, 1997  
1 1960, 1963, 1964

### Most Two-Point Attempts, Game

2 vs. Buffalo Oct. 18, 1964  
vs. Houston Oct. 24, 1965  
vs. St. Louis Oct. 26, 1997

### Most Two-Point Conversions, Game

2 vs. Houston Oct. 24, 1965  
vs. St. Louis Oct. 26, 1997

## FIELD GOALS

### Most Field Goals Attempted, Season

44 1971  
42 1970  
40 1968

### Fewest Field Goals Attempted, Season

17 1964  
18 1977  
22 1979

### Most Field Goals Attempted, Game

7 vs. Buffalo Dec. 19, 1971  
6 7 times; Last vs. Denver Dec. 16, 2001

### Most Field Goals Attempted, Both Teams, Game

10 Kansas City (7) vs. Buffalo (3) Dec. 19, 1971  
Kansas City (5) vs. San Diego (5) Oct. 29, 1972  
Kansas City (6) vs. Denver (4) Dec. 16, 2001

### Most Field Goals Made, Season

34 1990  
30 1968, 1970  
27 1969, 1988, 1997, 1998, 2001

### Fewest Field Goals Made, Season

7 1961  
8 1963, 1964  
12 1979

### Most Field Goals Made, Game

5 vs. Buffalo Nov. 2, 1969  
vs. Buffalo Dec. 7, 1969  
vs. Buffalo Dec. 19, 1971  
vs. L.A. Raiders Sept. 12, 1985  
vs. Cincinnati Nov. 13, 1988  
vs. Chicago Dec. 29, 1990  
vs. Denver Sept. 20, 1993

### Most Field Goals Made, Both Teams, Game

\*8 Kansas City (5) vs. Buffalo (3) Dec. 19, 1971  
\*NFL RECORD

7 Buffalo (2) vs. Kansas City (5) Dec. 7, 1969  
Kansas City (4) vs. Denver (3) Dec. 16, 2001

### Most Consecutive Games Scoring Field Goals

16 1970  
11 1968-69, 1971-72, 1985-86  
10 1980-81

## SAFETIES

### Most Safeties, Season

3 1988, 1997

### Most Safeties, Game

1 17 times; Last vs. Pittsburgh Oct. 14, 2001

## FIRST DOWNS

### Most First Downs, Season

324	2001
322	1991, 1994
321	2000
315	1981, 1997
314	1983

### Fewest First Downs, Season

163	1982 (9 games)
183	1970
208	1973

### Most First Downs, Game

32	vs. Houston	Oct. 24, 1965
31	vs. Oakland	Nov. 5, 2000
30	vs. L.A. Raiders	Dec. 22, 1991
29	vs. N.Y. Giants	Nov. 3, 1974
	vs. Denver	Oct. 24, 1976
	vs. Seattle	Nov. 22, 1981
	vs. San Diego	Sept. 20, 1981
	vs. Seattle	Sept. 28, 1997
	vs. Washington	Sept. 30, 2001

### Fewest First Downs, Game

4	vs. Tampa Bay	Dec. 16, 1979
7	vs. Boston	Oct. 23, 1964
	vs. Oakland	Dec. 12, 1970
8	10 times; Last vs. Miami	Oct. 11, 1987

### Most First Downs, Both Teams, Game

62	Kansas City (31) vs. Oakland (49)	Nov. 5, 2000
59	Seattle (33) vs. Kansas City (26)	Nov. 27, 1983 (OT)
58	Denver (34) vs. Kansas City (24)	Nov. 18, 1974

### Fewest First Downs, Both Teams, Games

15	Denver (8) vs. Kansas City (7)	Dec. 6, 1970
18	Kansas City (7) vs. Boston (11)	Oct. 23, 1964

### Most First Downs, Rushing, Season

160	1978, 1981
130	1980
129	1969, 1997

### Fewest First Downs, Rushing, Season

71	1982 (9 games)
79	1985
83	1970, 1983, 1986

### Most First Downs, Rushing, Game

20	vs. Houston	Oct. 1, 1961
18	vs. Oakland	Oct. 20, 1968
	vs. Seattle	Nov. 22, 1981
	vs. Detroit	Nov. 28, 1996
16	8 times; Last vs. Buffalo	Oct. 7, 1991

### Fewest First Downs, Rushing, Game

*0	vs. Cincinnati *NFL RECORD	Nov. 24, 1974
	vs. Pittsburgh	Nov. 10, 1985
	vs. L.A. Raiders	Dec. 6, 1992
	vs. Denver	Oct. 27, 1996
1	7 times; Last vs. Denver	Nov. 16, 1998

### Most First Downs, Passing, Season

211	1994
208	1983
207	2000
180	1993

### Fewest First Downs, Passing, Season

79	1982 (9 games)
86	1970
89	1968

### Most First Downs, Passing, Game

23	vs. Oakland	Nov. 5, 2000
21	vs. Dallas	Nov. 20, 1983
	vs. Denver	Oct. 17, 1994
19	vs. Denver	Nov. 1, 1964
	vs. N.Y. Jets	Nov. 16, 1969
	vs. Denver	Oct. 30, 1983
	vs. Miami	Dec. 12, 1994
	vs. Washington	Sept. 30, 2001

### Fewest First Downs, Passing, Game

1	vs. Oakland	Oct. 20, 1968
	vs. Houston	Sept. 10, 1978
	vs. Tampa Bay	Dec. 16, 1979
2	4 times; Last vs. Seattle	Dec. 17, 1978

### Most First Downs, Penalty, Season

33	1996, 1998
29	1966, 1978, 1984
28	1979

### Fewest First Downs, Penalty, Season

4	1969
8	1965
9	1973

### Most First Downs, Penalty, Game

9	vs. L.A. Raiders	Oct. 3, 1993
7	vs. L.A. Raiders	Sept. 17, 1989
	vs. Seattle	Oct. 17, 1996
5	6 times; Last vs. San Diego	Nov. 22, 1998

### Fewest First Downs, Penalty, Game

0	Many times
---	------------

## NET YARDS GAINED RUSHING AND PASSING

### YARDS GAINED

#### Most Yards Gained, Season

5,692	1994
5,673	2001
5,614	2000
5,596	1983
5,321	1991, 1999

#### Most Yards Gained, Consecutive Seasons

11,287	(5,614, 5,673)	2000-01
10,937	(5,692, 5,245)	1994-95
10,935	(5,321, 5,614)	1999-00
10,690	(5,595, 5,095)	1983-84
10,536	(5,215, 5,321)	1990-91
10,527	(4,835, 5,692)	1993-94

#### Fewest Yards Gained, Season

2,498	1982 (9 games)
3,536	1973
3,577	1970

#### Most Yards Gained, Game

615	vs. Denver	Oct. 23, 1966
566	vs. Detroit	Oct. 14, 1990
551	vs. Buffalo	Sept. 30, 1962
546	vs. Washington	Sept. 30, 2001
542	vs. Houston	Oct. 24, 1965
537	vs. San Diego	Dec. 11, 1983

#### Fewest Yards Gained, Game

62	vs. Oakland	Nov. 8, 1963
80	vs. Tampa Bay	Dec. 16, 1979
104	vs. Buffalo	Oct. 29, 1973
106	vs. Oakland	Dec. 8, 1973
121	vs. Denver	Oct. 4, 1970
	vs. Oakland	Dec. 12, 1970

#### Most Yards Gained, Both Teams, Game

1,013	Kansas City (537) vs. San Diego (476)	Dec. 11, 1983
986	Kansas City (513) vs. Oakland (473)	Nov. 5, 2000
968	San Diego (532) vs. Kansas City (436)	Dec. 22, 1985
962	Kansas City (431) vs. Seattle (531)	Nov. 27, 1983 (OT)

#### Fewest Yards Gained, Both Teams, Game

323	Kansas City (178) vs. N.Y. Jets (145)	Nov. 7, 1971
335	Houston (91) vs. Kansas City (244)	Oct. 12, 1969
338	Oakland (276) vs. Kansas City (62)	Nov. 8, 1963

#### Most Consecutive Games, 400 or More Yards Gained

4	1976
3	1974, 2000

#### Most Consecutive Games, 300 or More Yards Gained

10	1966-67, 1989
7	1981, 1991
6	1961-62, 1964-65, 1984-85

## PLAYS

### Most Plays, Season

1,098	1994
1,074	1983
1,059	1995
1,057	1981
1,054	1978, 1997

### Fewest Plays, Season

573	1982 (9 games)
775	1970
831	1968

### Most Plays, Game

91	vs. Cincinnati	Sept. 3, 1978
86	vs. N.Y. Giants	Nov. 3, 1974
	vs. Seattle	Sept. 28, 1997
85	vs. Jacksonville	Nov. 9, 1997

### Fewest Plays, Game

38	vs. Oakland	Dec. 12, 1970
	vs. Tampa Bay	Dec. 16, 1979
41	vs. San Diego	Oct. 7, 1962
42	vs. Oakland	Dec. 8, 1973

## RUSHING

### ATTEMPTS

#### Most Rushing Attempts, Season

663	1978
610	1981
569	1979
559	1989
552	1980

#### Most Rushing Attempts, Consecutive Seasons

1,232	(663, 569)	1978-79
1,162	(552, 610)	1980-81
1,121	(569, 552)	1979-80
1,089	(456, 663)	1977-78
1,063	(559, 504)	1989-90

#### Fewest Rushing Attempts, Season

269	1982 (9 games)
383	2000
387	1983
400	1963

#### Most Rushing Attempts, Game

69	vs. Cincinnati	Sept. 3, 1978
60	vs. Oakland	Oct. 20, 1968
57	vs. Seattle	Nov. 5, 1989

#### Fewest Rushing Attempts, Game

9	at Oakland	Nov. 5, 2000
11	vs. New England	Oct. 11, 1998
12	vs. Oakland	Dec. 8, 1973
	vs. Denver	Oct. 27, 1996
14	vs. San Diego	Sept. 29, 1963
	vs. Pittsburgh	Nov. 10, 1985
	vs. L.A. Raiders	Dec. 6, 1992

#### Most Rushing Attempts, Both Teams, Game

102	Kansas City (52) vs. San Diego (50)	Nov. 12, 1978 (OT)
100	Denver (59) vs. Kansas City (41)	Sept. 24, 1978

#### Fewest Rushing Attempts, Both Teams, Game

37	Houston (16) vs. Kansas City (21)	Dec. 16, 1990
40	Kansas City (17) vs. Buffalo (23)	Dec. 12, 1965

#### Most Games, 40 or More Rushing Attempts, Season

9	1978
8	1973, 1981
7	1968
6	1962, 1969, 1989
5	1976, 1979, 1980, 1997

#### Most Games, 30 or More Rushing Attempts, Season

14	1978
13	1981
12	1971, 1975, 1980
11	1969, 1989, 1990
10	1968, 1972, 1973, 1974, 1979, 1995, 1999

#### Most Consecutive Games, 40 or More Rushing Attempts

4	1968, 1978
3	1962, 1973, 1996

#### Most Consecutive Games, 30 or More Rushing Attempts

15	1980-81
8	1975, 1977-78
7	1972, 1978, 1978-79
6	1970, 1980, 1989, 1999

## YARDS GAINED

#### Most Yards Gained, Rushing, Season

2,986	1978
2,633	1981
2,407	1962

#### Most Yards Gained, Rushing, Consecutive Seasons

5,302	(2,316, 1,873)	1978-79
4,829	(1,843, 2986)	1977-78
4,590	(2,183, 2,407)	1961-62

#### Fewest Yards Gained, Rushing, Season

943	1982 (9 games)
1,254	1983
1,465	2000
1,468	1986

#### Most Yards Gained, Rushing, Game

398	vs. Houston	Oct. 1, 1961
380	vs. Denver	Oct. 23, 1966
320	vs. Buffalo	Sept. 30, 1962
313	vs. Cincinnati	Oct. 26, 1969
310	vs. Detroit	Oct. 14, 1990

#### Fewest Yards Gained, Rushing, Game

0	vs. Denver	Dec. 19, 1965
14	vs. New England	Oct. 11, 1998
17	vs. Boston	Nov. 18, 1960
	vs. L.A. Raiders	Dec. 6, 1992

#### Most Yards Gained, Rushing, Both Teams, Game

502	Houston (104) vs. Texans (398)	Oct. 1, 1961
	Oakland (218) vs. Texans (284)	Nov. 26, 1961
479	Detroit (228) vs. Kansas City (251)	Nov. 23, 1975

#### Fewest Yards Gained, Rushing, Both Teams, Game

75	Kansas City (20) vs. Houston (55)	Sept. 29, 1974
105	Boston (78) vs. Kansas City (27)	Nov. 17, 1968
111	Dallas Texans (108) vs. San Diego (3)	Nov. 19, 1961
	Kansas City (48) vs. San Diego (63)	Oct. 13, 1985

#### Most 10+ Yard Rushes, Season (Since 1990)

63	2001
60	1996
53	1996
50	1999
49	1997

## AVERAGE GAIN

#### Highest Average Gain, Rushing, Season

5.18	1966
5.03	1962
4.97	1961

#### Lowest Average Gain, Rushing, Season

3.24	1983
3.39	1980
3.40	1986

## TOUCHDOWNS

### Most Touchdowns, Rushing, Season

24 1960  
23 1961  
22 1981

### Most Touchdowns, Rushing, Consecutive Seasons

47 (24, 23) 1960-61  
44 (23, 21) 1961-62  
37 (19, 18) 1966-67  
(19, 18) 1978-79  
(15, 22) 1980-81

### Fewest Touchdowns, Rushing, Season

3 1982 (9 games)  
6 1972  
7 1987

### Most Touchdowns, Rushing, Game

5 vs. Denver Oct. 23, 1966  
4 10 times; Last vs. Detroit Oct. 14, 1990

### Most Touchdowns, Rushing, Both Teams, Game

7 Boston (3) vs. Texans (4) Sept. 8, 1962  
Kansas City (4) vs. Denver (3) Oct. 10, 1965

## PASSING

### ATTEMPTS

### Most Passes Attempted, Season

641 1983  
615 1994  
593 1984  
582 2000

### Most Passes Attempted, Consecutive Seasons

1,234 (641, 593) 1983-84  
1,146 (615, 531) 1994-95  
1,110 (582, 528) 2000-01  
1,105 (490, 615) 1993-94

### Fewest Passes Attempted, Season

264 1982 (9 games)  
270 1968  
289 1970

### Most Passes Attempted, Game

59 vs. Dallas Nov. 20, 1983  
55 vs. San Diego Oct. 9, 1994  
vs. Miami Dec. 12, 1994

54 vs. Denver Nov. 16, 1986  
vs. Denver Oct. 17, 1994  
vs. San Diego Sept. 29, 1996  
vs. San Diego Nov. 24, 1996  
53 vs. Oakland Nov. 5, 2000

### Fewest Passes Attempted, Game

3 vs. Oakland Oct. 20, 1968  
6 vs. Oakland Dec. 13, 1969  
10 vs. Denver Sept. 24, 1978

### Most Passes Attempted, Both Teams, Game

100 Tampa Bay (54) vs. Kansas City (46) Oct. 28, 1964  
95 Kansas City (54) vs. San Diego (41) Sept. 29, 1996  
90 Kansas City (59) vs. Dallas (31) Nov. 20, 1983  
Kansas City (41) vs. San Diego (49) Dec. 11, 1983

### Fewest Passes Attempted, Both Teams, Game

26 Kansas City (6) vs. Oakland (20) Dec. 13, 1969  
Kansas City (13) vs. Tampa Bay (13) Dec. 16, 1979  
27 Houston (13) vs. Kansas City (14) Sept. 10, 1978

## COMPLETIONS

### Most Passes Completed, Season

369 1983  
366 1994  
342 2000  
305 1984, 1998

### Most Passes Completed, Consecutive Seasons

674 (369, 305) 1983-84  
666 (366, 300) 1994-95  
653 (287, 366) 1993-94

### Fewest Passes Completed, Season

145 1982 (9 games)  
154 1970  
156 1968

### Most Passes Completed, Game

39 vs. Oakland Nov. 5, 2000  
37 vs. San Diego Oct. 9, 1994  
34 vs. Denver Oct. 17, 1994  
33 vs. Dallas Nov. 20, 1983  
vs. Miami Dec. 12, 1994

### Fewest Passes Completed, Game

2 vs. Oakland Oct. 20, 1968  
vs. Oakland Dec. 13, 1969  
5 7 times; Last vs. Seattle Dec. 17, 1978

### Most Passes Completed, Both Teams, Game

62 Kansas City (31) vs. San Diego (31) Dec. 11, 1983  
55 San Diego (32) vs. Kansas City (23) Oct. 14, 1984  
Tampa Bay (29) vs. Kansas City (26) Oct. 28, 1984

### Fewest Passes Completed, Both Teams, Game

11 San Diego (1) vs. Kansas City (10) Sept. 20, 1998  
12 Kansas City (7) vs. Tampa Bay (5) Dec. 16, 1979  
13 Kansas City (2) vs. Oakland (11) Dec. 13, 1969  
Boston (5) vs. Kansas City (8) Oct. 11, 1970

### Most 20+ Yard Completions, Season (Since 1990)

59 2000  
53 2001  
49 1994  
43 1992  
42 1997, 1998

## YARDS GAINED

### Most Yards Gained, Passing, Season

4,341 1983  
4,149 2000  
3,960 1994  
3,863 2001  
3,568 1984

### Most Yards Gained, Passing, Consecutive Seasons

8,553 (4,684, 3,869) 1983-84  
8,271 (4,408, 3,863) 2000-01  
7,817 (3,409, 4,408) 1999-00  
7,595 (3,869, 3,726) 1984-85

### Fewest Yards Gained, Passing, Season

1,555 1982 (9 games)  
1,660 1979  
1,719 1970

### Most Yards Gained, Passing, Game

474 vs. Oakland Nov. 5, 2000  
406 vs. San Diego Dec. 11, 1983  
395 vs. New Orleans Sept. 8, 1985  
393 vs. Denver Oct. 17, 1994  
391 vs. Dallas Nov. 20, 1983  
383 vs. Denver Nov. 1, 1964

### Fewest Yards Gained, Passing, Game

22 vs. Oakland Nov. 8, 1963

15 vs. Seattle Sept. 30, 1979  
16 vs. Oakland Oct. 20, 1968  
18 vs. Denver Oct. 4, 1970  
20 vs. New Orleans Dec. 21, 1997

### Most Yards Gained, Passing, Both Teams, Game

782 Kansas City (406) vs. San Diego (376) Dec. 11, 1983  
716 Kansas City (474) vs. Oakland (242) Nov. 5, 2000  
698 Kansas City (229) vs. Oakland (469) Nov. 3, 1968

### Fewest Yards Gained, Passing, Both Teams, Game

67 Kansas City (22) vs. Tampa Bay (45) Dec. 16, 1979  
81 Houston (47) vs. Kansas City (34) Sept. 10, 1978

### Most Individual 100-Yard Receiving Games, Season

14 2000  
11 1964  
8 1966, 1983  
7 1987  
6 1961, 1968, 1988

### Most Consecutive Individual 100-Yard Receiving Games, Season

7 2000  
4 1964  
3 1966, 1984, 1992, 1994  
2 1961, 1962, 1963, 1965, 1968, 1969, 1980, 1982, 1983, 1985, 1987, 1988, 1989, 1998, 1999, 2001

## TIMES SACKED

(Compiled Since 1962)

### Most Times Sacked, Season

57 1980  
53 1975  
50 1986

### Fewest Times Sacked, Season

19 1994  
21 1978, 1991, 1995  
22 1990

### Most Times Sacked, Game

10 vs. Baltimore Nov. 2, 1980  
8 vs. Pittsburgh Dec. 5, 1982  
vs. L.A. Raiders Dec. 12, 1982

### Most Times Sacked, Both Teams, Game

13 Cleveland (11) vs. Kansas City (2) Sept. 30, 1984  
Houston (7) vs. Kansas City (6) Sept. 21, 1986

### Most Consecutive Games Without Allowing A Sack

3 1988, 2000

## COMPLETION PERCENTAGE

### Most Consecutive Seasons Leading League,

#### Completion Percentage

\*4 \*NFL RECORD 1966-69

### Highest Completion Percentage, Season

60.56 (322-195) 1962  
59.54 (435-259) 1989  
59.51 (366-615) 1994

### Lowest Completion Percentage, Season

44.36 (399-177) 1961  
47.61 (439-209) 1960  
48.90 (409-200) 1965

## TOUCHDOWNS

### Most Touchdowns, Passing, Season

32 1964  
31 1966  
30 1963  
29 1983, 2000

### Fewest Touchdowns, Passing, Season

7 1978, 1979  
10 1973, 1982 (9 games)  
11 1974, 1977

### Most Touchdowns, Passing, Game

6 vs. Denver Nov. 1, 1964  
5 5 times; Last vs. San Diego Sept. 17, 2000

### Most Touchdowns, Passing, Both Teams, Game

8 Denver (2) vs. Kansas City (6) Nov. 1, 1964  
Kansas City (4) vs. San Diego (4) Dec. 11, 1983

## PASSES HAD INTERCEPTED

### Most Passes Had Intercepted, Season

27 1961  
26 1977  
25 1974

### Fewest Passes Had Intercepted, Season

5 1990  
8 1982 (9 games)  
10 1993, 1994, 1997

### Most Passes Had Intercepted, Game

7 vs. Pittsburgh Oct. 13, 1974  
6 vs. Seattle Nov. 4, 1984  
vs. L.A. Raiders Oct. 20, 1985

### Most Passes Had Intercepted, Both Teams, Game

9 Miami (6) vs. Kansas City (3) Nov. 13, 1966  
8 7 times  
Last; Seattle (5) vs. Kansas City (3) Sept. 29, 1985

## PUNTING

### Most Season Leading League

#### (Average Distance)

\*6 1968, 1971-73, 1979, 1984 \*NFL RECORD

### Most Consecutive Seasons Leading League

3 1971-73

### Most Punts, Season

104 1999  
99 1986  
98 1984

### Fewest Punts, Season

38 1982 (9 games)  
54 1962  
57 1991

### Most Punts, Game

11 vs. N.Y. Jets Sept. 18, 1965  
vs. Baltimore Sept. 2, 1979  
vs. San Francisco Nov. 17, 1985  
vs. Cleveland Nov. 19, 1989  
vs. San Diego Nov. 13, 1994  
10 vs. Denver Oct. 6, 1974  
vs. Oakland Oct. 5, 1980  
vs. N.Y. Jets Oct. 2, 1988  
vs. San Diego Nov. 26, 2000

### Fewest Punts, Game

0 vs. L.A. Raiders Dec. 22, 1991  
vs. Carolina Dec. 10, 2000

## AVERAGE YARDAGE

### Highest Average Distance, Punting, Season

45.53 (80-3,642) 1973  
45.26 (65-2,942) 1968  
44.85 (66-2,960) 1972

### Lowest Average Distance, Punting, Season

36.06 (54-1,947) 1962  
38.53 (70-2,697) 1981  
38.67 (81-3,132) 1990

## HAD BLOCKED

### Most Punts Had Blocked, Season

2 1974, 1975, 1985, 1999

### Most Punts Had Blocked, Game

2 vs. Denver Oct. 27, 1985

## PUNT RETURNS

### Most Seasons Leading League (Average Return)

5 1960, 1968, 1970, 1979-80

### Most Punt Returns, Season

58 1979, 1995, 1999  
50 1981  
45 1978

### Fewest Punt Returns, Season

15 1982 (9 games)  
26 1961, 1963  
27 1962

### Most Punt Returns, Game

8 vs. San Diego Nov. 10, 1974  
7 vs. Oakland Sept. 23, 1979  
vs. N.Y. Giants Oct. 21, 1979  
vs. Detroit Sept. 26, 1999  
vs. Denver Dec. 5, 1999

### Most Punt Returns, Both Teams, Game

15 Baltimore (9) vs. Kansas City (6) Sept. 2, 1979

## YARDS GAINED

### Most Yards, Punt Returns, Season

612 1979  
581 1980  
561 1995

### Fewest Yards, Punt Returns, Season

126 1972  
129 1982 (9 games)  
150 1971

### Most Yards, Punt Returns, Game

141 vs. Oakland Sept. 23, 1979  
139 vs. Denver Dec. 5, 1999  
131 vs. Boston Dec. 11, 1960  
126 vs. Oakland Jan. 2, 2000  
123 vs. Baltimore Nov. 2, 1980  
vs. Denver Oct. 18, 1987

## AVERAGE YARDS RETURNING PUNTS

### Highest Average, Punt Returns, Season

15.03 (33-496) 1960  
14.53 (40-581) 1980  
14.52 (31-450) 1968

### Lowest Average, Punt Returns, Season

4.34 (29-126) 1972  
4.69 (32-150) 1971  
6.56 (36-236) 1977

## TOUCHDOWNS RETURNING PUNTS

### Most Touchdowns, Punt Returns, Season

2 1968, 1979, 1980, 1992, 1999

1 1960, 1965, 1966, 1987, 1995, 1997

### Most Touchdowns, Punt Returns, Game

1 15 times; Last vs. Oakland Jan. 2, 2000

### Most Touchdowns, Punt Returns, Both Teams, Game

\*2 Kansas City (1) vs. Buffalo (1) Sept. 11, 1966  
\*NFL RECORD

## KICKOFF RETURNS

### Most Kickoff Returns, Season

70 1987, 2000  
66 1996  
64 1976  
63 1999

### Fewest Kickoff Returns, Season

31 1973

34 1982 (9 games)

37 1962

### Most Kickoff Returns, Game

10 vs. Oakland Nov. 2, 1967  
vs. Seattle Sept. 20, 1987  
9 vs. Pittsburgh Nov. 10, 1985

## YARDS GAINED

### Most Yards, Kickoff Returns, Season

1,567 1996  
1,538 1976  
1,465 1961

### Fewest Yards, Kickoff Returns, Season

722 1992

723 1982 (9 games)

725 1973

### Most Yards, Kickoff Returns, Game

251 vs. Miami Dec. 12, 1994  
245 vs. San Diego Oct. 15, 1967  
236 vs. Pittsburgh Nov. 10, 1985

## AVERAGE YARDAGE

### Highest Average, Kickoff Returns, Season

27.64 (53-1,465) 1961  
26.59 (41-1,090) 1969  
25.81 (37-955) 1962

### Lowest Average, Kickoff Returns, Season

16.52 (56-925) 1988  
17.04 (46-784) 1990  
17.20 (54-929) 1983

## TOUCHDOWNS

### Most Touchdowns, Kickoff Returns, Season

2 1987, 1995  
1 1961, 1963, 1967, 1969, 1986, 1994, 1996, 1997

### Most Touchdowns, Kickoff Returns, Game

1 12 times; Last vs. Buffalo Sept. 14, 1997

## FUMBLES

### Most Fumbles, Season

42 1980

### Fewest Fumbles, Season

13 1982 (9 games)  
17 1995, 1996  
19 2001  
21 1966, 1988, 1994, 1997

### Most Fumbles, Game

\*10 vs. Houston \*NFL RECORD Oct. 12, 1969

### Most Fumbles, Both Teams, Game

\*14 Kansas City (10) vs. Houston (4) Oct. 12, 1969  
\*NFL RECORD

## FUMBLES LOST

<b>Most Fumbles Lost, Season</b>	8	1967, 1991	
24	1981, 1987	9	1992, 1999, 2001
21	1965, 1977	<b>Most Fumbles Lost, Game</b>	
<b>Fewest Fumbles Lost, Season</b>	6	vs. Houston	Oct. 12, 1969
4	1982 (9 games)		

## TURNOVERS

(Number of times losing the ball on interceptions and fumbles)

<b>Most Turnovers, Season</b>	<b>Most Turnovers, Game</b>		
47	9	vs. Buffalo	Oct. 17, 1965
46		vs. Pittsburgh	Oct. 13, 1974
<b>Fewest Turnovers, Season</b>	8	vs. San Diego	Sept. 20, 1981
*12	1982	<b>Most Turnovers, Both Teams, Game</b>	
19	1990	16	Houston (9) vs. Kansas City (7) Oct. 12, 1969

## PENALTIES

<b>Fewest Penalties, Season</b>	14	vs. Atlanta	Sept. 18, 1994
43	1982 (9 games)	vs. Denver	Oct. 17, 1994
52	1963	<b>Fewest Penalties, Both Teams, Game</b>	
56	1964	1	Buffalo (1) vs. Kansas City (0) Oct. 2, 1986
61	1966	<b>Most Penalties, Both Teams, Game</b>	
<b>Most Penalties, Season</b>	30	Kansas City (17) vs. Seattle (13)	Nov. 8, 1998
*158	1998 *NFL Record	26	San Diego (19) vs. Kansas City (7) Oct. 16, 1997
127	1994	25	Kansas City (11) vs. Denver (14) Sept. 20, 1993
126	1999	24	Kansas City (13) vs. L.A. Raiders (11) Oct. 9, 1983
122	1993, 1996	L.A. Raiders (12) vs. Kansas City (12)	Sept. 16, 1984
<b>Fewest Penalties, Game</b>		L.A. Raiders (14) vs. Kansas City (10)	Dec. 13, 1987
0	vs. Buffalo	Kansas City (14) vs. Atlanta (10)	Sept. 18, 1994
	vs. Oakland	Kansas City (14) vs. Denver (10)	Oct. 17, 1994
1	16 times; Last vs. San Diego	San Diego (9) vs. Kansas City (15)	Sept. 20, 1998
<b>Most Penalties, Game</b>			
17	vs. Seattle		Nov. 8, 1998
15	vs. San Diego		Sept. 20, 1998

## YARDS PENALIZED

<b>Fewest Yards Penalized, Season</b>	<b>Most Yards Penalized, Game</b>		
371	154	vs. Oakland	Nov. 1, 1970
515	152	vs. Seattle	Nov. 8, 1998
602	2001	141	vs. San Diego Oct. 25, 1987
604	1964	<b>Fewest Yards Penalized, Both Teams, Game</b>	
<b>Most Yards Penalized, Season</b>	10	Boston (0) vs. Kansas City (10)	Nov. 17, 1968
*1,304	1998 *NFL Record	Oakland (10) vs. Kansas City (0)	Dec. 8, 1974
<b>Fewest Yards Penalized, Game</b>		<b>Most Yards Penalized, Both Teams, Game</b>	
0	vs. Buffalo	259	Kansas City (141) vs. San Diego (118) Oct. 25, 1987
	vs. Oakland	258	L.A. Raiders (132) vs. Kansas City (126) Sept. 16, 1984
5	7 times; Last vs. Denver		
			Dec. 7, 1986

## DEFENSE

### SCORING

<b>Fewest Points Allowed, Season</b>	<b>Most Touchdowns Allowed, Season</b>		
170	51	1976	
177	45	1987	
184	44	1975, 1983, 1998	
<b>Most Points Allowed, Season</b>	<b>Most Touchdowns Allowed, Game</b>		
388	7	vs. Buffalo	Oct. 3, 1976
376		vs. Oakland	Nov. 5, 2000
367	6	10 times; Last vs. Miami	Dec. 12, 1994
<b>Most Points Allowed, Game</b>	<b>Most Shutouts, Season</b>		
51	3	1960	
50	2	1967, 1969	
49		<b>Most Consecutive Shutouts</b>	
45		2	1960
		<b>Most Games Allowed 10 Points or Less, Season</b>	
		6	1973, 1979, 1990, 1995
		<b>Most Consecutive Games Allowed 10 Points or Less</b>	
		5	1968
<b>Fewest Touchdowns Allowed, Season</b>		3	1960, 1968, 1995, 1997
18			
19			
21			

## FIRST DOWNS

### Fewest First Downs Allowed, Season

170	1982 (9 games)
181	1969
200	1965

### Most First Downs Allowed, Season

344	1987
336	1985
335	1984

### Fewest First Downs Allowed, Game

5	vs. Oakland	Dec. 7, 1997
6	vs. Boston	Sept. 21, 1969
	vs. Boston	Oct. 11, 1970
	vs. Chicago	Dec. 29, 1990
7	9 times; Last vs. San Diego	Sept. 20, 1998

### Most First Downs Allowed, Game

35	vs. San Diego	Oct. 19, 1986
34	vs. Denver	Nov. 18, 1974
	vs. Cleveland	Oct. 30, 1977

### Fewest First Downs Allowed, Rushing, Season

52	1968
53	1969
67	1965

### Most First Downs Allowed, Rushing, Season

169	1977
162	1988
149	1975

### Fewest First Downs Allowed, Rushing, Game

0	vs. Houston	Dec. 4, 1960
	vs. Buffalo	Dec. 3, 1967
	vs. Denver	Oct. 3, 1971
	vs. Oakland	Dec. 3, 1995
	vs. Oakland	Dec. 7, 1997
1	13 times; Last vs. Denver	Dec. 17, 2000

### Most First Downs Allowed, Rushing, Game

21	vs. Pittsburgh	Nov. 7, 1976
19	vs. Cleveland	Oct. 30, 1977

### Fewest First Downs Allowed, Passing, Season

92	1982 (9 games)
95	1973
111	1969, 1970

### Most First Downs Allowed, Passing, Season

202	2000
192	1984
184	1985, 1996
179	1980

### Fewest First Downs Allowed, Passing, Game

*0	vs. Houston *NFL RECORD	Oct. 9, 1988
	vs. San Diego	Sept. 20, 1998
2	5 times; Last vs. Houston	Sept. 10, 1978

### Most First Downs Allowed, Passing, Game

25	vs. Denver	Nov. 18, 1974
22	vs. Cincinnati	Dec. 6, 1987

### Fewest First Downs Allowed, Penalty, Season

9	1982 (9 games)
11	1964
13	1980

### Most First Downs Allowed, Penalty, Season

*56	1998 *NFL RECORD
36	1993
33	1987

### Most First Downs Allowed, Penalty, Game

7	vs. Denver	Nov. 16, 1998
6	7 times; Last vs. Denver	Sept. 19, 1999

## NET YARDS ALLOWED RUSHING AND PASSING

### YARDS ALLOWED

### Fewest Yards Allowed, Season

2,733	1982 (9 games)
3,163	1969
3,575	1973

### Most Yards Allowed, Season

5,658	1985
5,639	1987
5,625	1984

### Fewest Yards Allowed, Game

89	vs. Seattle	Dec. 24, 1995
91	vs. Houston	Oct. 12, 1969
93	vs. Oakland	Dec. 7, 1997
100	vs. Boston	Sept. 21, 1969
105	vs. Boston	Dec. 14, 1963
	vs. Boston	Oct. 11, 1970

### Most Yards Allowed, Game

563	vs. Houston	Dec. 16, 1990
542	vs. N.Y. Jets	Oct. 2, 1988 (OT)
539	vs. Oakland	Nov. 3, 1968
	vs. Oakland	Oct. 3, 1977

### PLAYS ALLOWED

### Fewest Plays Allowed, Season

556	1982 (9 games)
808	1969
813	1971

### Most Plays Allowed, Season

1,159	1984
1,126	1985
1,102	1981

### Fewest Plays Allowed, Game

39	vs. Houston	Oct. 22, 1967
	vs. Oakland	Dec. 7, 1997
40	vs. Cincinnati	Oct. 13, 1968
	vs. Boston	Sept. 21, 1969

### Most Plays Allowed, Game

97	vs. N.Y. Jets	Oct. 2, 1988 (OT)
95	vs. San Diego	Oct. 19, 1986
91	vs. Chicago	Nov. 8, 1981

## RUSHING

### ATTEMPTS ALLOWED

### Fewest Attempts Allowed, Rushing, Season

279	1982 (9 games)
316	1969
343	1967

### Most Attempts Allowed, Rushing, Season

634	1977
609	1988
601	1978

### Fewest Attempts Allowed, Rushing, Game

11	vs. New Orleans	Sept. 4, 1994
	vs. Oakland	Dec. 3, 1995
12	vs. N.Y. Jets	Nov. 27, 1966
13	vs. New England	Dec. 2, 1990
	vs. L.A. Raiders	Dec. 22, 1991

### Most Attempts Allowed, Rushing, Game

65	vs. Buffalo	Oct. 29, 1973
62	vs. Tampa Bay	Dec. 16, 1979
61	vs. Oakland	Dec. 8, 1973
	vs. Chicago	Nov. 8, 1981

## YARDS ALLOWED

### Fewest Yards Allowed, Rushing, Season

980 1960  
1,066 1982 (9 games)  
1,091 1969

### Most Yards Allowed, Rushing, Season

2,971 1977  
2,861 1976  
2,712 1975

### Fewest Yards Allowed, Rushing, Game

27 vs. Houston Dec. 4, 1960  
3 vs. San Diego Nov. 19, 1961  
8 vs. Oakland Dec. 3, 1995

### Most Yards Allowed, Rushing, Game

330 vs. Pittsburgh Nov. 7, 1976  
322 vs. Cleveland Oct. 30, 1977  
299 vs. New Orleans Sept. 26, 1976

## TOUCHDOWNS ALLOWED

### Fewest Touchdowns Allowed, Rushing, Season

4 1968  
6 1969, 1971  
7 1982 (9 games), 1995

### Most Touchdowns Allowed, Rushing, Season

24 1975, 1976

23 1977, 1988

22 1998

### Most Touchdowns Allowed, Rushing, Game

5 vs. Pittsburgh Nov. 7, 1976  
4 5 times: Last vs. Miami Oct. 11, 1987

## PASSING

### ATTEMPTS ALLOWED

### Fewest Pass Attempts Allowed, Season

262 1982 (9 games)  
324 1973  
325 1975

### Most Pass Attempts Allowed, Season

596 1995  
586 1984  
576 1985

### Fewest Pass Attempts Allowed, Game

9 vs. N.Y. Jets Nov. 7, 1971  
vs. Oakland Dec. 8, 1974

10 vs. L.A. Raiders

vs. San Diego

12 vs. Philadelphia

vs. Buffalo

vs. L.A. Rams

### Most Pass Attempts Allowed, Game

65 vs. San Diego Oct. 19, 1986  
61 vs. Seattle Sept. 29, 1985  
60 vs. Oakland Oct. 5, 1980

Sept. 16, 1973

Dec. 18, 1988

Oct. 22, 1972

Oct. 29, 1973

Nov. 28, 1982

## COMPLETIONS ALLOWED

### Fewest Pass Completions Allowed, Season

155 1982 (9 games)  
157 1973  
175 1977

### Most Pass Completions Allowed, Season

332 1985  
329 1984, 1995  
317 1999  
312 1993

### Fewest Pass Completions Allowed, Game

1 vs. San Diego Sept. 20, 1998  
3 vs. Houston Oct. 22, 1967  
vs. N.Y. Jets Nov. 7, 1971  
vs. Oakland Dec. 8, 1974  
4 vs. San Diego Nov. 2, 1986  
vs. Houston Oct. 9, 1988

### Most Pass Completions Allowed, Game

37 vs. San Diego Dec. 22, 1985  
vs. San Diego Oct. 19, 1985  
34 vs. L.A. Raiders Sept. 12, 1985

## YARDS ALLOWED

### Fewest Yards Allowed, Passing, Season

1,619 1973  
1,667 1982 (9 games)  
2,010 1970

### Most Yards Allowed, Passing, Season

3,662 1990  
3,645 1984  
3,626 1981

### Fewest Yards Allowed, Passing, Game

-19 vs. San Diego Sept. 20, 1998  
9 vs. N.Y. Jets Nov. 7, 1971  
12 vs. Oakland Dec. 8, 1974

### Most Yards Allowed, Passing, Game

499 vs. Houston Dec. 16, 1990  
469 vs. Oakland Nov. 3, 1968  
459 vs. Denver Nov. 18, 1974

## TOUCHDOWNS ALLOWED

### Fewest Touchdowns Allowed, Passing, Season

10 1969  
11 1971, 1973  
12 1982 (9 games), 1988

### Most Touchdowns Allowed, Passing, Season

25 1964, 1976, 1980, 1987, 2000

24 1999

23 1994

22 1974, 1979, 1985

### Most Touchdowns Allowed, Passing, Game

4 9 times: Last vs. Oakland Dec. 15, 2000

## SACKS

### Most Seasons Leading League

4 1960, 1965, 1969, 1990

### Most Sacks, Season

60.0 1990  
54.0 1997  
50.0 1984, 1992

### Fewest Sacks, Season

15.0 1982 (9 games)  
22.0 1976  
23.0 1988

### Most Sacks, Game

11.0 vs. Cleveland Sept. 30, 1984  
10.0 vs. Oakland Sept. 6, 1998  
9.0 vs. Buffalo Nov. 2, 1969  
vs. Seattle Nov. 11, 1990

### Most Opponents Yards Lost Attempting to Pass, Season

439 1968

### Fewest Opponents Yards Lost Attempting to Pass, Season

120 1982 (9 games)  
157 1988

## INTERCEPTIONS BY

### Most Consecutive Seasons Leading League

5 1966-70

### Most Passes Intercepted By, Season

37 1958

33 1966

32 1960, 1962, 1969

### Fewest Passes Intercepted By, Season

11 1987

12 1982 (9 games), 1994

13 1998, 2001

### Most Passes Intercepted By, Game

7 vs. San Diego

Dec. 8, 1968

6 6 times; Last vs. Seattle

Dec. 9, 1984

### Most Consecutive Games, One or More Interceptions By

23 1967-69

18 1966-67

## RETURN YARDS

### Most Yards Returning Interceptions, Season

596 1969

578 1967

567 1986

### Fewest Yards Returning Interceptions, Season

140 1987

161 1976

166 1988, 2001

### Most Yards Returning Interceptions, Game

142 vs. L.A. Raiders

Oct. 28, 1991

136 vs. Seattle

Dec. 11, 1977

## TOUCHDOWNS

### Most Touchdowns Returning Interceptions, Season

6 1992

5 1972, 1974, 1999

4 1960, 1967, 1986, 1997

### Most Touchdowns Returning Interceptions, Game

2 vs. Denver

Oct. 1, 1972

vs. Denver

Dec. 19, 1982

vs. San Diego

Oct. 19, 1986

vs. Denver

Dec. 27, 1992

vs. Baltimore

Oct. 21, 1999

### Most Touchdowns Returning Interceptions, Both Teams, Game

\*4 Seattle (4) vs. Kansas City (0)

Nov. 4, 1984

\*NFL RECORD

3 Kansas City (2) vs. San Diego (1)

Oct. 19, 1986

## OPPONENTS INTERCEPTIONS

### YARDS GAINED

### Most Yards Interception Returns

#### Opponents, Season

688 1984

### Most Yards Interception Returns Opponent, Game

\*325 vs. Seattle \*NFL RECORD

Nov. 4, 1984

## TOUCHDOWNS

### Most Touchdowns Returning Interceptions

#### Opponents, Season

7 1984

### Most Touchdowns Returning Interceptions

#### Opponent, Game

\*4 vs. Seattle \*NFL RECORD

Nov. 4, 1984

## PUNTING

### Most Opponents Punts, Season

102 1995

98 1999

94 1969

### Fewest Opponents Punts, Season

38 1982 (9 games)

55 1962

60 1967, 1991

### Lowest Opponents Average Distance, Season

37.0 1986, 1990

38.6 1982 (9 games)

38.9 1981

### Highest Opponents Average Distance, Season

45.0 1994

44.6 1993

44.3 1965

### Most Opponents Punts Blocked, Season

6 1990

4 1986

3 1963, 1982

2 1966, 1979, 1980, 1989, 1997, 2001

### Most Opponents Punts Blocked, Game

3 vs. Denver

Dec. 8, 1963

2 vs. Seattle

Sept. 30, 1979

2 vs. Cleveland

Sept. 30, 1980

## PUNT RETURNS

### Fewest Opponents Punt Returns, Season

22 1982 (9 games)

26 1962

### Most Opponents Punt Returns, Season

60 1984

### Most Opponents Punt Returns, Game

9 vs. Cincinnati

Nov. 24, 1974

### Fewest Yards Allowed, Punt Returns, Season

190 1991

### Most Yards Allowed, Punt Returns, Season

702 1977

### Most Yards Allowed, Punt Returns, Game

170 vs. San Diego

Sept. 26, 1965

### Lowest Average Allowed, Punt Returns, Season

6.37 (46-293)

1981

### Highest Average Allowed, Punt Returns, Season

15.36 (22-338) (9 games)

1982

14.93 (29-433)

1965

### Most Touchdowns Allowed, Punt Returns, Season

2 1982, 1990

## KICKOFF RETURNS

<p><b>Fewest Opponents Kickoff Returns, Season</b> 40 1973</p> <p><b>Most Opponents Kickoff Returns, Season</b> 84 1966</p> <p><b>Fewest Yards Allowed, Kickoff Returns, Season</b> 794 1982 (9 games) 958 1977</p> <p><b>Most Yards Allowed, Kickoff Returns, Season</b> 2,045 1966</p>	<p><b>Most Yards Allowed, Kickoff Returns, Game</b> 289 vs. Denver Sept. 7, 1963</p> <p><b>Lowest Average Allowed, Kickoff Returns, Season</b> 18.00 (71-1,278) 1986</p> <p><b>Highest Average Allowed, Kickoff Returns, Season</b> 25.78 (40-1,031) 1973</p> <p><b>Most Touchdowns Allowed, Kickoff Returns, Season</b> 2 1988, 1989</p>
--	---

## FUMBLES

<p><b>Fewest Opponents Fumbles, Season</b> 16 1971 18 1982 (9 games)</p> <p><b>Fewest Opponents Fumbles Recovered, Season</b> 7 1971 8 1966</p>	<p><b>Most Opponents Fumbles, Season</b> 42 1981 40 1975</p> <p><b>Most Opponents Fumbles Recovered, Season</b> 26 1994 25 1990</p>
---	---

## TURNOVERS

<p><b>Fewest Opponents Turnovers, Season</b> 22 1982 (9 games) 26 2001 27 1996 28 1987</p> <p><b>Most Opponents Turnovers, Season</b> 51 1983 49 1962, 1968, 1986</p> <p><b>Most Opponents Turnovers, Game</b> 9 vs. Houston Oct. 28, 1962</p>	<p>vs. Houston Oct. 12, 1969 vs. St. Louis Oct. 2, 1983</p> <p><b>Best Turnover Ratio, Season</b></p> <p>+26 (45 takes/27 gives) 1990 +22 (49 takes/27 gives) 1968 +21 (45 takes/21 gives) 1999</p> <p><b>Worst Turnover Ratio, Season</b></p> <p>-13 (28 takes/41 gives) 1987 -8 (33 takes/41 gives) 1965 -8 (33 takes/41 gives) 1989</p>
--	--

## OPPONENT SINGLE GAME INDIVIDUAL RECORDS

<p><b>Pass Attempts</b> 58 Mark Hermann, San Diego Dec. 22, 1985</p> <p><b>Pass Completions</b> 37 Mark Hermann, San Diego Dec. 22, 1985</p> <p><b>Passing Yards (Games with 400+ Yards)</b> 527 Warren Moon, Houston Dec. 16, 1990 445 Charley Johnson, Denver Nov. 18, 1974 413 Pete Beathard, Houston Sept. 9, 1968 400 John Elway, Denver Dec. 6, 1998</p> <p><b>Touchdown Passes</b> 5 George Blanda, Houston Oct. 24, 1965</p> <p><b>Interceptions Thrown</b> 6 John Hadl, San Diego Dec. 8, 1968</p> <p><b>Long Pass</b> 90 Norm Johnson to Rich Upchurch, Denver Sept. 21, 1975</p> <p><b>Pass Receptions</b> 14 Kellen Winslow, San Diego Dec. 11, 1983</p> <p><b>Receiving Yards</b> 245 Haywood Jeffries, Houston Dec. 16, 1990</p> <p><b>Touchdown Receptions</b> 3 Bob Chandler, Buffalo Oct. 3, 1976 Kellen Winslow, San Diego Dec. 11, 1983 Shannon Sharpe, Denver Dec. 12, 1993</p> <p><b>Rushing Attempts</b> 39 O.J. Simpson, Buffalo Oct. 29, 1973 Ricky Bell, Tampa Bay Dec. 16, 1979 Marion Butts, San Diego Dec. 17, 1989</p> <p><b>Rushing Yards (Games with 200+ Yards)</b> 217 Gary Anderson, San Diego Dec. 18, 1988 214 Greg Pruitt, Cleveland Dec. 14, 1975 207 Curt Warner, Seattle Nov. 27, 1983 (OT)</p>	<p><b>Rushing Touchdowns</b> 3 Jon Keyworth, Denver Nov. 18, 1974 Greg Pruitt, Cleveland Dec. 14, 1975 Pete Banaszak, Oakland Dec. 21, 1975 Walter Payton, Chicago Nov. 13, 1977 Curt Warner, Seattle Nov. 27, 1983 (OT) Marcus Allen, L.A. Raiders Nov. 25, 1990 Rodney Hampton, N.Y. Giants Dec. 19, 1992 Terrell Davis, Denver Dec. 6, 1988 Curtis Martin, N.Y. Jets Nov. 11, 2001</p> <p><b>Long Run</b> 87 Paul Lowe, San Diego Sept. 10, 1961</p> <p><b>Interceptions Made</b> 4 Deltha O'Neal, Denver Oct. 7, 2001</p> <p><b>Long Interception Return</b> 101 Tony Greene, Buffalo Oct. 3, 1976</p> <p><b>Long Punt Return</b> 95 Johnny Bailey, Chicago Dec. 29, 1990</p> <p><b>Long Kickoff Return</b> 100 Nemiah Wilson, Denver Oct. 8, 1966</p> <p><b>Long Punt</b> 83 Chris Norman, Denver Sept. 23, 1984</p> <p><b>Long Field Goal</b> 55 John Kasay, Seattle Jan. 2, 1994 Kris Brown, Pittsburgh Oct. 14, 2001</p> <p><b>Times Sacked</b> 11 Paul McDonald, Cleveland Sept. 30, 1984</p> <p><b>Touchdowns On Interception Returns</b> 2 Dave Brown, Seattle Nov. 4, 1984</p> <p><b>Fumbles</b> 6 Dave Krieg, Seattle Nov. 5, 1989</p>
---	---

## NFL RANKING BY YARDAGE

(Compiled Since 1971)

Year	OFFENSE			DEFENSE		
	Total	Rushing	Passing	Total	Rushing	Passing
1971	9	12	7	7	3	24
1972	17	16	18†	15	11	18
1973	20	19	19	7	9	4
1974	16	17	15	25	12	25
1975	15	15	12	25	25	20
1976	7	22	1	27	27	24
1977	16	20	12	28	28	14
1978	15	2	27	20	18	17
1979	27	13	28	12	6	22
1980	28	18†	27	18	21	10
1981	17	3	25	17	3	23
1982	25	21	21	10	19	10
1983	9	28	3	14	20	10
1984	17	27	7	24	16	23
1985	22	28	11	21	20	20
1986	28	27	21	8	11	12
1987	24	19	26	27	27	22
1988	22	22	16	10	28	1
1989	13	4	21	2	12	2
1990	7	10	9	16	12	17
1991	5	3	14	13	18	16
1992	25	23	20	5	15	2
1993	16	20	15	11	9	14
1994	5	11	7	12	16	10
1995	14	1	25	2	3	5
1996	22	4	26	18	13	22
1997	14	5	24	11	7	16
1998	19	23	16	9	18	7
1999	12	4	22	14	11	16
2000	8	25	5	18	17	20
2001	5	6	5	23	27	14

†Tied for position



**H. Roe Bartle**  
Circa 1948

### "THE CHIEF"



*By all accounts, H. Roe Bartle was a man of prodigious proportions. Everything about him was unrestrained - his booming voice, his adherence to the Boy Scout code of conduct and the enthusiasm with which he served a two-term mayor of Kansas City, Missouri from '56-63. During the 40th Anniversary Season of the Chiefs in Kansas City, a hearty "thank you" to Mayor Bartle is in order for his instrumental efforts in bringing the Chiefs franchise to Mid-America in '63.*

*Harold Roe Bennett Sturdevant acquired the nickname "Chief" during his longtime association with the Boy Scouts, a moniker proudly bestowed upon the city's newly-acquired AFL franchise in '63. After leaving public office later in '63, Bartle continued to promote Kansas City and the importance of youth leadership. Poor health eventually caught up with the mayor who passed away in the spring of '74, but his countless contributions to his beloved Kansas City will long be remembered and appreciated, particularly by the Hunt family and the Chiefs organization. (Photo and background info courtesy Special Collections: Kansas City Public Library - Kansas City, Missouri).*

# ALL-TIME POSTSEASON RECORDS

## INDIVIDUAL

### SERVICE

#### Most Games Played, Career

10	John Alt
	Tim Grunhard
	Dave Szott
	Derrick Thomas
9	Dan Saleaumua
	Tracy Simien
	Neil Smith

8	Len Dawson
	Jonathan Hayes
	Nick Lowery
	Johnny Robinson
	Kevin Ross
	Jim Tyrer
	Jerrel Wilson

### SCORING

#### POINTS

#### Most Points, Career

37	Nick Lowery (8 games - 7 FGs, 14 PATs)
35	Jan Stenerud (5 games - 9 FGs, 8 PATs)
18	Mike Garrett (6 games - 3 TDs)
	Marcus Allen (6 game - 3 TDs)

#### Most Points, Game

12	Abner Haynes vs. Houston	Dec. 23, 1962
	Mike Garrett vs. Buffalo	Jan. 1, 1967
	Ed Podolak vs. Miami	Dec. 25, 1971
11	Jan Stenerud vs. Minnesota	Jan. 11, 1970

#### TOUCHDOWNS

#### Most Touchdowns, Career

3	Marcus Allen (6 games)
	Mike Garrett (6 games)

#### Most Touchdowns, Game

2	Abner Haynes vs. Houston	Dec. 23, 1962
	Mike Garrett vs. Buffalo	Jan. 1, 1967
	Ed Podolak vs. Miami	Dec. 25, 1971

#### POINTS AFTER TOUCHDOWN

#### Most Points After Touchdown, Career

14	Nick Lowery (8 games - 15 Att.)
8	Jan Stenerud (5 games - 8 Att.)
5	Mike Mercer (2 games - 5 Att.)

#### Most Points After Touchdown, Game

4	Mike Mercer vs. Buffalo (4 Att.)	Jan. 1, 1967
	Nick Lowery vs. Houston (4 Att.)	Jan. 16, 1994

#### Most Points After Touchdown, No Misses, Career

8	Jan Stenerud (5 games)
---	------------------------

#### FIELD GOALS

#### Most Field Goals Attempted, Career

17	Jan Stenerud (5 games - 17 Att.)
12	Nick Lowery (8 games - 12 Att.)

#### Most Field Goals, Game

3	Jan Stenerud vs. Minnesota	Jan. 11, 1970
	Nick Lowery vs. Miami	Jan. 5, 1991

#### Most Field Goals Attempted, Game

5	Jan Stenerud vs. N.Y. Jets	Dec. 20, 1969
4	Nick Lowery vs. Miami	Jan. 5, 1991

#### Longest Field Goal

48	Jan Stenerud vs. Minnesota	Jan. 11, 1970
38	Nick Lowery vs. Miami	Jan. 5, 1991
32	Mike Mercer vs. Buffalo	Jan. 1, 1967
	Jan Stenerud vs. Minnesota	Jan. 11, 1970
	Nick Lowery vs. Pittsburgh	Jan. 8, 1994

#### Most Field Goals, Career

9	Jan Stenerud (5 games - 17 Att.)
8	Nick Lowery (8 games - 12 Att.)

### RUSHING

#### ATTEMPTS

#### Most Attempts, Career

100	Marcus Allen (6 games)
61	Mike Garrett (6 games)
59	Barry Word (4 games)

#### Most Attempts, Game

33	Barry Word vs. L.A. Raiders	Dec. 28, 1991
24	Curtis McClinton vs. Houston	Dec. 23, 1962
22	Wendell Hayes vs. Miami	Dec. 25, 1971

#### YARDS GAINED

#### Most Yards Gained, Career

386	Marcus Allen (6 games)
208	Wendell Hayes (5 games)
197	Barry Word (4 games)

#### Most Games, 100 or More Yards, Career

1	Wendell Hayes (5 games)
	Barry Word (3 games)

#### Most Yards Gained, Game

130	Barry Word vs. L.A. Raiders	Dec. 28, 1991
100	Wendell Hayes vs. Miami	Dec. 25, 1971
94	Marcus Allen vs. Indianapolis	Jan. 7, 1995

#### Longest Run From Scrimmage

33	Jack Spikes vs. Houston	Dec. 23, 1962
32	Ed Podolak vs. Miami	Dec. 25, 1971
26	Christian Okoye vs. Miami	Jan. 5, 1991

#### TOUCHDOWNS

#### Most Touchdowns Career

3	Marcus Allen (6 games)
	Mike Garrett (6 games)

#### Most Touchdowns, Game

2	Mike Garrett vs. Buffalo	Jan. 1, 1967
---	--------------------------	--------------

## PASSING

### ATTEMPTS

#### Most Passes Attempted, Career

188	Len Dawson (8 games)
141	Joe Montana (4 games)
64	Dave Krieg (4 games)
53	Steve DeBerg (3 games)

#### Most Passes Completed, Career

107	Len Dawson (8 games)
85	Joe Montana (4 games)
33	Dave Krieg (4 games)
31	Steve DeBerg (3 games)

#### Highest Completion Percentage, Career (100 attempts)

60.3	Joe Montana (4 games: 141-85)
56.9	Len Dawson (8 games: 188-107)

#### Most Yards Gained, Career

1,503	Len Dawson (8 games)
1,014	Joe Montana (4 games)

#### Most Yards Gained, Game

314	Joe Montana vs. Miami	Dec. 31, 1994
299	Joe Montana vs. Houston	Jan. 16, 1994
276	Joe Montana vs. Pittsburgh	Jan. 4, 1994

#### Most Touchdown Passes, Career

7	Len Dawson (8 games)
6	Joe Montana (4 games)

#### Most Passes Had Intercepted, Career

8	Len Dawson (8 games)
4	Mark Vlasic (1 game)

#### Most Passes Attempted, Game

43	Joe Montana vs. Pittsburgh	Jan. 8, 1994
38	Joe Montana vs. Houston	Jan. 16, 1994
37	Joe Montana vs. Miami	Dec. 31, 1994
	Elvis Grbac vs. Denver	Jan. 4, 1998

### COMPLETIONS

#### Most Passes Completed, Game

28	Joe Montana vs. Pittsburgh	Jan. 8, 1994
26	Joe Montana vs. Miami	Dec. 31, 1994
24	Elvis Grbac vs. Denver	Jan. 4, 1998
22	Joe Montana vs. Houston	Jan. 16, 1993

### COMPLETION PERCENTAGE

#### Highest Completion Percentage, Game (15 completions)

70.3	Joe Montana vs. Miami (37-26)	Dec. 31, 1994
69.2	Len Dawson vs. Miami (26-18)	Dec. 25, 1971

### YARDS GAINED

#### Longest Pass Completion

63	Len Dawson vs. Miami (to Elmo Wright)	Dec. 25, 1971
61	Len Dawson vs. N.Y. Jets (to Otis Taylor)	Dec. 20, 1969
57	Joe Montana (to Kimble Anders) vs. Miami	Dec. 31, 1994

### TOUCHDOWNS

#### Most Touchdown Passes, Game

3	Joe Montana vs. Houston	Jan. 16, 1994
2	Len Dawson vs. Buffalo	Jan. 1, 1967
	Joe Montana vs. Miami	Dec. 31, 1994

### HAD INTERCEPTED

#### Most Passes Had Intercepted, Game

4	Len Dawson vs. Oakland	Dec. 22, 1968
	Mark Vlasic vs. Buffalo	Jan. 5, 1992

## PASS RECEIVING

### PASS RECEPTIONS

#### Most Pass Receptions, Career

27	Otis Taylor (7 games)
	J.J. Birden (8 games)
21	Keith Cash (6 games)
19	Kimble Anders (7 games)

#### Most Yards Gained, Career

481	Otis Taylor (7 games)
363	J.J. Birden (8 games)
266	Keith Cash (6 games)

#### Most Yards Gained, Game

142	Stephone Paige vs. Miami	Jan. 5, 1991
117	Otis Taylor vs. Oakland	Dec. 22, 1968
110	Ed Podolak vs. Miami	Dec. 25, 1971
	Andre Rison vs. Denver	Jan. 4, 1998
104	Elmo Wright vs. Miami	Dec. 25, 1971
103	Kimble Anders vs. Miami	Dec. 31, 1994

#### Most Touchdowns, Career

2	Otis Taylor (7 games)
	Fred Jones (3 games)
	J.J. Birden (8 games)

#### Most Pass Receptions, Game

8	Ed Podolak vs. Miami	Dec. 25, 1971
	Stephone Paige vs. Miami	Jan. 5, 1991
	Andre Rison vs. Denver	Jan. 4, 1998
7	Keith Cash vs. Pittsburgh	Jan. 8, 1994
	Kimble Anders vs. Indianapolis	Jan. 7, 1996

### YARDS GAINED

#### Most Games, 100 or More Yards, Career

1 By six players

#### Longest Pass Reception

63	Elmo Wright vs. Miami (from Len Dawson)	Dec. 25, 1971
61	Otis Taylor vs. N.Y. Jets (from Len Dawson)	Dec. 20, 1969
57	Kimble Anders vs. Miami (from Joe Montana)	Dec. 31, 1994

### TOUCHDOWNS

#### Most Touchdowns, Game

1 Numerous times

## INTERCEPTIONS BY

#### Most Interceptions, Career

5	Emmitt Thomas (7 games)
4	Johnny Robinson (8 games)
3	Jim Marsalis (4 games)
	Deron Cherry (4 games)

#### Most Interceptions, Game

2	Johnny Robinson vs. Houston	Dec. 23, 1962
	Jim Marsalis vs. N.Y. Jets	Dec. 20, 1969
	Emmitt Thomas vs. Oakland	Jan. 4, 1970
	Deron Cherry vs. L.A. Raiders	Dec. 28, 1991

#### Most Consecutive Games, Interceptions

3	Emmitt Thomas	1969
---	---------------	------

## YARDS GAINED

<b>Most Yards Gained, Career</b>	69 Emmitt Thomas vs. Oakland	Jan. 4, 1970
131 Johnny Robinson (8 games)	50 Johnny Robinson vs. Houston	Dec. 23, 1962
<b>Longest Interception Return</b>		
101 Emmitt Thomas (7 games)	72 Johnny Robinson vs. Buffalo	Jan. 1, 1967
65 Jim Marsalis (4 games)	62 Emmitt Thomas vs. Oakland	Jan. 4, 1970
<b>Most Yards Gained, Game</b>	37 Johnny Robinson vs. Houston	Dec. 23, 1962
72 Johnny Robinson vs. Buffalo		

## TOUCHDOWNS

<b>Most Touchdowns, Career</b>	0
<b>Most Touchdowns, Game</b>	0

## PUNTING

### PUNTS

<b>Most Punts, Career</b>	<b>Longest Punt</b>	
45 Jerrel Wilson (8 games)	62 Louie Aguiar vs. Denver	Jan. 4, 1998
38 Bryan Barker (7 games)	61 Jerrel Wilson vs. Green Bay	Jan. 15, 1967
<b>Most Punts, Game</b>	59 Jerrel Wilson vs. Minnesota	Jan. 11, 1970
8 Jerrel Wilson vs. Oakland	56 Jerrel Wilson vs. Oakland	Jan. 4, 1970
Bryan Barker vs. San Diego		

### AVERAGE YARDAGE

<b>Highest Average, Career (20 punts)</b>	<b>Highest Average, Game (4 punts)</b>	
44.6 Jerrel Wilson (8 games: 2,005-45)	50.3 Jerrel Wilson vs. Oakland (302-6)	Dec. 22, 1968
42.4 Bryan Barker (7 games - 1,613-38)	46.4 Louie Aguiar vs. Denver (232-5)	Jan. 4, 1998

## PUNT RETURNS

### PUNT RETURNS

<b>Most Punt Returns, Career</b>	<b>Most Punt Returns, Game</b>	
10 Mike Garrett (6 games)	4 Mike Garrett vs. Oakland	Jan. 4, 1970
7 Danan Hughes (6 games)	Tamarick Vanover vs. Indianapolis	Jan. 7, 1996

### YARDS GAINED

<b>Most Yards Gained, Career</b>	<b>Longest Punt Return</b>	
84 Danan Hughes (6 games)	35 Danan Hughes vs. Houston	Jan. 16, 1994
63 Mike Garrett (6 games)	27 Mike Garrett vs. Buffalo	Jan. 1, 1967
<b>Most Yards, Gained, Game</b>		
42 Danan Hughes vs. Houston		Jan. 16, 1994
31 Danan Hughes vs. Pittsburgh		Jan. 8, 1994

### AVERAGE YARDAGE

<b>Highest Average, Career (10 returns)</b>	<b>Highest Average, Game (3 returns)</b>	
6.3 Mike Garrett (6 games: 11-73)	14.0 Danan Hughes vs. Houston (3-42)	Jan. 16, 1994
	10.3 Danan Hughes vs. Pittsburgh (3-31)	Jan. 8, 1994

## TOUCHDOWNS

<b>Most Touchdowns</b>	0
------------------------	---

## KICKOFF RETURNS

### KICKOFF RETURNS

<b>Most Kickoff Returns, Career</b>	<b>Most Kickoff Returns, Game</b>	
10 John Stephens (3 games)	5 Noland Smith vs. Oakland	Dec. 22, 1968
5 Bert Coan (2 games)	John Stephens vs. Buffalo	Jan. 23, 1994
Noland Smith (1 game)		
Tamarick Vanover (2 games)		

### YARDS GAINED

<b>Most Yards Gained, Career</b>	<b>Longest Kickoff Return</b>	
194 John Stephens (3 games)	78 Ed Podolak vs. Miami	Dec. 25, 1971
154 Ed Podolak (1 game)	35 Bert Coan vs. Buffalo	Jan. 1, 1967
<b>Most Yards Gained, Game</b>	34 John Stephens vs. Pittsburgh	Jan. 8, 1994
154 Ed Podolak vs. Miami		Dec. 25, 1971
89 John Stephens vs. Buffalo		Jan. 23, 1994
72 John Stephens vs. Pittsburgh		Jan. 8, 1994

### AVERAGE YARDAGE

<b>Highest Average, Career (10 returns)</b>	<b>Highest Average, Game (3 returns)</b>	
19.9 John Stephens (3 games: 10-199)	51.3 Ed Podolak vs. Miami (3-154)	Dec. 25, 1971
	24.0 John Stephens vs. Pittsburgh (3-72)	Jan. 8, 1994
	23.0 Tamarick Vanover vs. Denver (3-69)	Jan. 4, 1998

## TOUCHDOWNS

<b>Most Touchdowns, Career</b>	0
--------------------------------	---

## COMBINED NET YARDS GAINED

(Rushing, receiving, interception returns,  
punt returns, kickoff returns and fumble returns)

### ATTEMPTS

#### Most Attempts, Career

147	Marcus Allen (6 games)
88	Mike Garrett (6 games)

#### Most Attempts, Game

34	Barry Word vs. L.A. Raiders	Dec. 28, 1991
30	Ed Podolak vs. Miami	Dec. 25, 1971

### YARDS GAINED

#### Most Yards Gained, Career

541	Marcus Allen (6 games)
481	Otis Taylor (7 games)

#### Most Yards Gained, Game

350	Ed Podolak vs. Miami	Dec. 25, 1971
142	Stephone Paige vs. Miami	Jan. 5, 1991

## SACKS

#### Most Sacks, Career

7.5	Derrick Thomas (10 games)
6.5	Neil Smith (9 games)
5.0	Aaron Brown (6 games)

#### Most Sacks, Game

3.0	Aaron Brown vs. Oakland	Jan. 4, 1970
2.0	Five times; By five players Last; Four players vs. Houston	Jan. 16, 1994

## TEAM

## SCORING

### POINTS

#### Most Points, Game

31	vs. Buffalo	Jan. 1, 1967
28	vs. Houston	Jan. 16, 1994
27	vs. Pittsburgh	Jan. 8, 1994

#### Most Touchdowns, Game

4	vs. Buffalo	Jan. 1, 1967
	vs. Houston	Jan. 16, 1994
3	Twice; Last vs. Pittsburgh	Jan. 8, 1994

## FIRST DOWNS

#### Most First Downs, Game

28	vs. Pittsburgh	Jan. 8, 1994
24	vs. Miami	Dec. 31, 1994
23	vs. Miami	Dec. 25, 1971

#### Fewest First Downs, Game

13	vs. Oakland	Dec. 22, 1968
	vs. Oakland	Jan. 4, 1970
14	Four times; Last vs. Buffalo	Jan. 5, 1992

## NET YARDS GAINED RUSHING AND PASSING

### YARDS GAINED

#### Most Yards Gained, Game

451	vs. Miami	Dec. 25, 1971
414	vs. Miami	Dec. 31, 1994
401	vs. Pittsburgh	Jan. 8, 1994

#### Fewest Yards Gained, Game

204	vs. L.A. Raiders	Dec. 28, 1991
207	vs. Oakland	Dec. 20, 1969
213	vs. Buffalo	Jan. 5, 1992

## RUSHING

### ATTEMPTS

#### Most Attempts, Game

54	vs. Houston	Dec. 23, 1962
44	vs. Miami	Dec. 25, 1971
41	vs. Minnesota	Jan. 11, 1970

#### Fewest Attempts, Game

18	vs. Houston	Jan. 16, 1994
19	vs. Green Bay vs. San Diego	Jan. 15, 1967 Jan. 2, 1993

#### Most Yards, Game

213	vs. Miami	Dec. 25, 1971
199	vs. Houston	Dec. 23, 1962
151	vs. Minnesota	Jan. 11, 1970

### YARDS

#### Fewest Yards, Game

52	vs. Buffalo	Jan. 23, 1994
61	vs. San Diego	Jan. 2, 1993
70	vs. Oakland	Dec. 22, 1968

### TOUCHDOWNS

#### Most Touchdowns, Game

2	vs. Buffalo	Jan. 1, 1967
---	-------------	--------------

	vs. Oakland	Jan. 4, 1970
--	-------------	--------------

## PASSING

### ATTEMPTS

#### Most Attempts, Game

52	vs. Buffalo	Jan. 23, 1994
44	vs. Pittsburgh	Jan. 8, 1994
37	vs. Miami vs. Denver	Dec. 31, 1994 Jan. 4, 1998

#### Fewest Attempts, Game

14	vs. Houston	Dec. 23, 1962
	vs. L.A. Raiders	Dec. 28, 1991
17	vs. Oakland	Jan. 4, 1970
	vs. Minnesota	Jan. 11, 1970

## COMPLETIONS

<b>Most Completions, Game</b>		<b>Fewest Completions, Game</b>	
29 vs. Pittsburgh	Jan. 8, 1994	7 vs. Oakland	Jan. 4, 1970
26 vs. Miami	Dec. 31, 1994	9 vs. Houston	Dec. 23, 1962
25 vs. Buffalo	Jan. 23, 1994	vs. L.A. Raiders	Dec. 28, 1991

## YARDS

<b>Most Yards, Game</b>		<b>Fewest Yards, Game</b>	
314 vs. Miami	Dec. 31, 1994	38 vs. Houston	Dec. 23, 1962
286 vs. Buffalo	Jan. 23, 1994	73 vs. L.A. Raiders	Dec. 28, 1991
283 vs. Houston	Jan. 16, 1994	121 vs. Oakland	Jan. 4, 1970

## TIMES SACKED

<b>Most Times Sacked, Game</b>			
7.0 vs. Buffalo	Jan. 1, 1967	6.0 vs. Houston	Dec. 23, 1962
vs. San Diego	Jan. 2, 1993	vs. Green Bay	Jan. 15, 1967

## TOUCHDOWNS

<b>Most Touchdowns, Game</b>			
3 vs. Houston	Jan. 16, 1994	2 Three times; Last vs. Miami	Dec. 31, 1994

## INTERCEPTIONS THROWN

<b>Most Interceptions Thrown, Game</b>			
4 vs. Oakland	Dec. 22, 1968	3 vs. Indianapolis	Jan. 7, 1996
vs. Buffalo	Jan. 5, 1991		

## INTERCEPTIONS BY

<b>Most Interceptions By, Game</b>			
5 vs. Houston	Dec. 23, 1962	4 vs. Oakland	Jan. 4, 1970
		vs. L.A. Raiders	Dec. 28, 1991

## PENALTIES

<b>Most Penalties, Game</b>		<b>Fewest Penalties, Game</b>	
10 vs. Buffalo	Jan. 5, 1992	1 vs. N.Y. Jets	Dec. 28, 1986
7 Three times; Last vs. Denver	Jan. 4, 1998	3 Twice; Last vs. Indianapolis	Jan. 7, 1996

## YARDS PENALIZED

<b>Most Yards Penalized, Game</b>		<b>Fewest Yards Penalized, Game</b>	
65 vs. Denver	Jan. 4, 1998	5 vs. N.Y. Jets	Dec. 28, 1986
63 vs. N.Y. Jets	Dec. 20, 1969	15 vs. Miami	Dec. 31, 1994
62 vs. San Diego	Jan. 2, 1993	20 vs. L.A. Raiders	Dec. 28, 1991

## FUMBLES

<b>Most Fumbles, Game</b>		<b>Most Fumbles Lost, Game</b>	
5 vs. Oakland	Jan. 4, 1970	4 vs. Oakland	Jan. 4, 1970
3 vs. Miami	Dec. 25, 1971	2 vs. Miami	Dec. 25, 1971

## TURNOVERS

<b>Most Turnovers, Game</b>			
4 vs. Oakland	Dec. 22, 1968	vs. Miami	Dec. 25, 1971
vs. Oakland	Jan. 4, 1970	vs. Buffalo	Jan. 5, 1992
		vs. Indianapolis	Jan. 7, 1996

## DEFENSE

### SCORING

<b>Fewest Points Allowed, Game</b>		<b>Fewest Touchdowns Allowed, Game</b>	
6 vs. N.Y. Jets	Dec. 20, 1969	0 vs. N.Y. Jets	Dec. 20, 1969
vs. L.A. Raiders	Dec. 28, 1991	vs. L.A. Raiders	Dec. 28, 1991
<b>Most Points Allowed, Game</b>		<b>Most Touchdowns Allowed, Game</b>	
41 vs. Oakland	Dec. 22, 1968	5 vs. Green Bay	Jan. 15, 1967
37 vs. Buffalo	Jan. 5, 1992	vs. Oakland	Dec. 22, 1968
35 vs. Green Bay	Jan. 15, 1967	vs. N.Y. Jets	Dec. 28, 1986
vs. N.Y. Jets	Dec. 28, 1986		

## FIRST DOWNS

<b>Fewest First Downs Allowed, Game</b>		<b>Most First Downs Allowed, Game</b>	
9 vs. Buffalo	Jan. 1, 1967	30 vs. Buffalo	Jan. 23, 1994
13 vs. Minnesota	Jan. 11, 1970	29 vs. Buffalo	Jan. 5, 1992
16 Three times; Last vs. Denver	Jan. 4, 1998	23 vs. Miami	Jan. 5, 1991

## NET YARDS GAINED RUSHING AND PASSING

<b>Fewest Yards Allowed, Game</b>		<b>Most Yards Allowed, Game</b>	
233 vs. Oakland	Jan. 4, 1970	454 vs. Oakland	Dec. 22, 1968
235 vs. N.Y. Jets	Dec. 20, 1969	448 vs. Buffalo	Jan. 5, 1992
239 vs. Minnesota	Jan. 11, 1970	407 vs. Miami	Dec. 25, 1971

## RUSHING

### ATTEMPTS

#### Fewest Attempts, Game

13	vs. Buffalo
14	vs. Houston
19	vs. Minnesota

Jan. 1, 1967
Jan. 16, 1994
Jan. 11, 1970

#### Most Attempts, Game

46	vs. Buffalo
	vs. Buffalo
43	vs. Miami

Jan. 5, 1992
Jan. 23, 1994
Dec. 25, 1971

### YARDS ALLOWED

#### Fewest Yards Allowed, Game

39	vs. Houston
40	vs. Buffalo
67	vs. Minnesota

Jan. 16, 1994
Jan. 1, 1967
Jan. 11, 1970

#### Most Yards Allowed, Game

229	vs. Buffalo
192	vs. San Diego
180	vs. Buffalo

Jan. 23, 1994
Jan. 2, 1993
Jan. 5, 1992

### TOUCHDOWNS ALLOWED

#### Most Touchdowns Allowed, Game

3	vs. Buffalo
---	-------------

Jan. 23, 1994
---------------

2	Twice; Last vs. Denver
---	------------------------

Jan. 4, 1998
--------------

## PASSING

### ATTEMPTS ALLOWED

#### Fewest Attempts Allowed, Game

19	vs. Denver
23	vs. N.Y. Jets
	vs. L.A. Raiders
	vs. San Diego

Jan. 4, 1998
Dec. 28, 1986
Dec. 28, 1991
Jan. 2, 1993

#### Most Attempts Allowed, Game

46	vs. Houston
45	vs. Oakland
43	vs. Houston
40	vs. N.Y. Jets

Dec. 23, 1962
Jan. 4, 1970
Jan. 14, 1994
Dec. 20, 1969

### COMPLETIONS

#### Fewest Completions Allowed, Game

10	vs. Denver
12	vs. Buffalo
	vs. L.A. Raiders
	vs. Indianapolis

Jan. 4, 1998
Jan. 1, 1967
Dec. 28, 1991
Jan. 7, 1996

#### Most Completions Allowed, Game

32	vs. Houston
23	vs. Houston
	vs. Buffalo
	vs. Pittsburgh

Jan. 16, 1994
Dec. 23, 1962
Jan. 5, 1992
Jan. 8, 1994

### YARDS ALLOWED

#### Fewest Yards Allowed, Game

102	vs. Indianapolis
124	vs. L.A. Raiders
141	vs. N.Y. Jets

Jan. 7, 1996
Dec. 28, 1991
Dec. 28, 1986

#### Most Yards Allowed, Game

336	vs. Oakland
272	vs. Pittsburgh
263	vs. Miami

Dec. 22, 1968
Jan. 8, 1994
Dec. 25, 1971

### TOUCHDOWNS

#### Most Touchdowns Allowed, Game

5	vs. Oakland
---	-------------

Dec. 22, 1968
---------------

3	Three times; Last vs. Pittsburgh
---	----------------------------------

Jan. 8, 1994
--------------

## SACKS

#### Most Sacks, Game

9.0	vs. Houston
5.0	vs. San Diego

Jan. 16, 1994
Jan. 2, 1993

4.0	vs. Oakland
	vs. Buffalo

Jan. 4, 1970
Jan. 1, 1967

## INTERCEPTIONS BY

#### Most Interceptions By, Game

5	vs. Houston
---	-------------

Dec. 23, 1962
---------------

4	vs. Oakland
	vs. L.A. Raiders

Jan. 4, 1970
Dec. 28, 1991

## OPPONENT SINGLE GAME INDIVIDUAL POSTSEASON RECORDS

#### Pass Attempts

46	George Blanda, Houston
----	------------------------

Dec. 23, 1962
---------------

135	Freeman McNeil, N.Y. Jets
-----	---------------------------

Dec. 28, 1986
---------------

#### Pass Completions

32	Warren Moon, Houston
----	----------------------

Jan. 16, 1994
---------------

119	Marion Butts, San Diego
-----	-------------------------

Jan. 2, 1993
--------------

#### Passing Yards

345	Daryle Lamonica, Oakland
-----	--------------------------

Dec. 22, 1968
---------------

107	Nick Bell, L.A. Raiders
-----	-------------------------

Dec. 28, 1991
---------------

#### Touchdown Passes

5	Daryle Lamonica, Oakland
---	--------------------------

Dec. 22, 1968
---------------

101	Terrell Davis, Denver
-----	-----------------------

Jan. 4, 1998
--------------

#### Interceptions Thrown

5	George Blanda, Houston
---	------------------------

Dec. 23, 1962
---------------

100	Thurman Thomas, Buffalo
-----	-------------------------

Jan. 5, 1992
--------------

#### Long Pass

69	Jack Kemp
----	-----------

Jan. 1, 1967
--------------

#### Rushing Touchdowns

3	Thurman Thomas, Buffalo
---	-------------------------

Jan. 23, 1994
---------------

#### Pass Receptions

9	Haywood Jeffries, Houston
---	---------------------------

Jan. 16, 1994
---------------

#### Long Run

54	Marion Butts, San Diego
----	-------------------------

Jan. 2, 1993
--------------

#### Receiving Yards

180	Fred Biletnikoff, Oakland
-----	---------------------------

Dec. 22, 1968
---------------

#### Interceptions Made

2	Kirby Jackson, Buffalo
---	------------------------

Jan. 5, 1992
--------------

#### Touchdown Receptions

3	Fred Biletnikoff, Oakland
---	---------------------------

Dec. 22, 1968
---------------

#### Long Interception Return

50	Willie Wood, Green Bay
----	------------------------

Jan. 15, 1967
---------------

#### Rushing Attempts

33	Thurman Thomas, Buffalo
----	-------------------------

Jan. 23, 1994
---------------

#### Long Punt Return

26	Russell Copeland, Buffalo
----	---------------------------

Jan. 23, 1994
---------------

#### Rushing Yards (Games with 100+ Yards)

186	Thurman Thomas, Buffalo
-----	-------------------------

Jan. 23, 1994
---------------

#### Long Kickoff Return

52	George Atkinson, Oakland
----	--------------------------

Jan. 4, 1970
--------------

#### Long Punt

64	Reggie Roby, Miami
----	--------------------

Jan. 5, 1991
--------------

#### Long Field Goal

58	Pete Stoyanovich, Miami
----	-------------------------

Jan. 5, 1991
--------------

#### Sacks

3.0	Gerald Williams, Pittsburgh
-----	-----------------------------

Jan. 8, 1994
--------------

#### Sacks

3.0	Gerald Williams, Pittsburgh
-----	-----------------------------

Jan. 8, 1994
--------------

## TOP PERFORMANCES

### 100-YARD PASS RECEIVERS (151)

Date	Opponent	Player	Rec.	Yds.	Avg.	LG	TD
1. 10/2/60	N.Y. Titans	Johnny Robinson	3	120	40.0	72	0
2. 12/18/60	Buffalo	Johnny Robinson	4	130	32.5	74 (TD)	1
3. 9/24/61	@Oakland	Chris Burford	6	101	16.8	32	1
4. 11/3/61	@Boston	Chris Burford	7	137	19.6	42 (TD)	1
5. 11/12/61	Buffalo	Chris Burford	9	102	11.3	36	0
6. 12/3/61	@N.Y. Titans	Abner Haynes	6	127	21.2	43	0
7. 12/3/61	@N.Y. Titans	Chris Burford	3	105	35.0	54	0
8. 12/10/61	Denver	Johnny Robinson	6	112	18.7	45 (TD)	1
9. 10/12/62	@Boston	Chris Burford	10	171	17.1	31 (TD)	1
10. 10/21/62	N.Y. Titans	Abner Haynes	4	121	30.3	78	1
11. 11/18/62	@Denver	Fred Arbanas	3	117	39.0	47 (TD)	1
12. 9/7/63	@Denver	Frank Jackson	7	149	21.3	81 (TD)	2
13. 9/22/63	@Buffalo	Chris Burford	11	106	9.6	19 (TD)	2
14. 10/13/63	Buffalo	Chris Burford	10	100	10.0	33 (TD)	1
15. 10/20/63	San Diego	Abner Haynes	8	149	18.6	73 (TD)	1
16. 12/1/63	@N.Y. Jets	Frank Jackson	6	110	18.3	48	0
17. 9/13/64	@Buffalo	Fred Arbanas	6	113	18.8	42	1
18. 9/27/64	@Oakland	Abner Haynes	5	117	23.4	56 (TD)	1
19. 10/4/64	Houston	Chris Burford	8	143	17.9	50 (TD)	2
20. 10/4/64	Houston	Fred Arbanas	4	131	32.8	59	0
21. 10/11/64	@Denver	Chris Burford	5	108	21.6	36	2
22. 10/11/64	@Denver	Fred Arbanas	5	103	20.6	33	1
23. 11/1/64	Denver	Abner Haynes	5	106	21.2	40	1
24. 11/1/64	Denver	Curtis McClinton	4	103	25.8	66 (TD)	2
25. 11/29/64	@N.Y. Jets	Frank Jackson	10	175	17.5	34	0
26. 12/6/64	Boston	Frank Jackson	7	144	20.6	72	0
27. 12/13/64	@San Diego	Frank Jackson	8	142	17.8	64 (TD)	4
28. 11/21/65	@Boston	Chris Burford	9	120	13.3	34	1
29. 11/28/65	Houston	Frank Jackson	5	118	23.6	45	1
30. 12/19/65	Denver	Curtis McClinton	5	213	42.6	69	0
31. 12/19/65	Denver	Otis Taylor	6	110	18.3	41	1
32. 9/25/66	@Boston	Chris Burford	10	155	15.5	31 (TD)	3
33. 10/2/66	Buffalo	Otis Taylor	4	125	31.3	71 (TD)	1
34. 10/8/66	Denver	Otis Taylor	5	103	20.6	55	0
35. 10/30/66	Houston	Otis Taylor	5	187	37.4	77 (TD)	1
36. 11/13/66	Miami	Otis Taylor	4	113	28.3	89 (TD)	1
37. 11/20/66	Boston	Otis Taylor	9	133	14.8	26	2
38. 11/27/66	@N.Y. Jets	Otis Taylor	6	136	22.7	45	0
39. 11/27/66	@N.Y. Jets	Chris Burford	8	109	13.6	32	1
40. 10/15/67	San Diego	Otis Taylor	9	134	14.9	45	0
41. 9/28/68	Miami	Otis Taylor	3	113	37.7	44	1
42. 11/3/68	Oakland	Gloster Richardson	2	121	60.5	92 (TD)	2
43. 11/17/68	Boston	Frank Pitts	5	126	25.2	90 (TD)	1
44. 11/28/68	Houston	Frank Pitts	7	124	17.7	43 (TD)	2
45. 12/14/68	@Denver	Otis Taylor	3	119	39.7	67 (TD)	1
46. 12/22/68	@Oakland	Otis Taylor	4	117	29.3	55	0
47. 9/14/69	@San Diego	Otis Taylor	5	111	22.2	55 (TD)	2
48. 10/19/69	Miami	Otis Taylor	4	131	32.8	79	0
49. 10/26/69	Cincinnati	Mike Garrett	5	101	20.2	41	1
50. 11/23/69	Oakland	Otis Taylor	6	103	17.2	36	1
51. 9/20/70	@Minnesota	Otis Taylor	5	100	20.0	59 (TD)	1
52. 11/1/70	Oakland	Otis Taylor	4	129	32.3	56	1
53. 10/18/71	Pittsburgh	Otis Taylor	6	190	31.7	82	2
54. 12/12/71	Oakland	Otis Taylor	8	113	14.1	29 (TD)	1
55. 12/25/71	Miami	Otis Taylor	3	104	34.7	63	0
56. 12/25/71	Miami	Ed Podolak	8	110	13.8	29	1
57. 10/15/72	Cincinnati	Otis Taylor	10	149	14.9	26	1
58. 9/23/73	@New England	Otis Taylor	5	115	23.0	46	0
59. 11/10/74	San Diego	Larry Brunson	8	184	30.7	84 (TD)	1
60. 12/21/75	@Oakland	Barry Pearson	6	103	17.2	27	1
61. 10/3/76	@Buffalo	Larry Brunson	6	106	17.7	24	0
62. 11/7/76	Pittsburgh	Walter White	6	105	17.5	40	0
63. 10/21/79	N.Y. Giants	Tony Reed	8	103	12.9	26	0
64. 11/23/80	@St. Louis	Henry Marshall	7	117	16.7	36	0
65. 12/21/80	@Baltimore	Henry Marshall	9	176	19.6	75 (TD)	2
66. 12/21/80	@Baltimore	J.T. Smith	7	129	18.4	37 (TD)	1
67. 12/28/80	@Denver	Henry Marshall	6	103	17.2	46 (TD)	1
68. 9/20/81	San Diego	J.T. Smith	9	140	15.6	33	0
69. 10/11/81	Oakland	Henry Marshall	6	110	18.3	43	1
70. 10/11/81	Oakland	Joe Delaney	3	104	34.7	61	0
71. 11/21/82	@New Orleans	J.T. Smith	6	101	16.8	51	0
72. 12/12/82	L.A. Raiders	Al Dixon	6	102	17.0	37	0
73. 12/19/82	@Denver	Carlos Carson	3	110	36.7	51	1
74. 9/4/83	Seattle	Carlos Carson	7	104	14.9	48	1

Date	Opponent	Player	Rec.	Yds.	Avg.	LG	TD	
75.	9/18/83	@ Washington	Carlos Carson	6	109	18.2	34	0
76.	10/16/83	N.Y. Giants	Henry Marshall	7	131	18.7	46 (TD)	2
77.	11/6/83	L.A. Raiders	Carlos Carson	5	103	20.6	39	0
78.	11/20/83	@ Dallas	Carlos Carson	7	135	19.3	48 (TD)	2
79.	11/20/83	@ Dallas	Henry Marshall	8	115	14.4	35	0
80.	11/27/83	@ Seattle	Carlos Carson	7	149	21.3	35	1
81.	12/11/83	@ San Diego	Carlos Carson	7	165	23.6	50 (TD)	1
82.	9/9/84	Cincinnati	Anthony Hancock	3	109	36.3	46 (TD)	1
83.	9/23/84	@ Denver	Henry Marshall	8	148	18.5	37	0
84.	10/14/84	San Diego	Carlos Carson	7	165	23.6	29	0
85.	10/28/84	Tampa Bay	Carlos Carson	7	131	18.7	56	0
86.	11/25/84	@ N.Y. Giants	Carlos Carson	5	153	30.6	56	1
87.	12/2/84	Denver	Carlos Carson	7	126	18.0	36	1
88.	12/9/84	Seattle	Henry Marshall	8	166	20.8	36	1
89.	9/8/85	@ New Orleans	Carlos Carson	8	173	21.6	37	2
90.	9/12/85	L.A. Raiders	Carlos Carson	5	118	23.6	26	1
91.	12/22/85	San Diego	Stephone Paige	8	309	38.6	84 (TD)	2
92.	11/30/86	Buffalo	Stephone Paige	9	119	13.2	26	1
93.	10/25/87	@ San Diego	Carlos Carson	9	197	21.9	63 (TD)	2
94.	11/1/87	@ Chicago	Stephone Paige	5	121	24.2	51	1
95.	11/1/87	@ Chicago	Carlos Carson	7	117	16.7	29 (TD)	1
96.	11/15/87	N.Y. Jets	Jonathan Hayes	5	105	21.0	33	0
97.	12/13/87	L.A. Raiders	Carlos Carson	4	142	35.5	67 (TD)	1
98.	12/27/87	Seattle	Carlos Carson	4	120	30.0	81 (TD)	1
99.	12/27/87	Seattle	Stephone Paige	8	110	15.7	46 (TD)	1
100.	9/11/88	@ Seattle	Paul Palmer	8	105	13.1	27	0
101.	9/25/88	San Diego	Paul Palmer	5	122	24.4	71 (TD)	2
102.	10/2/88	@ N.Y. Jets	Carlos Carson	5	162	32.4	80 (TD)	1
103.	10/16/88	L.A. Raiders	Paul Palmer	5	103	20.6	48 (TD)	1
104.	11/20/88	Seattle	Stephone Paige	5	106	21.2	49	0
105.	12/4/88	N.Y. Jets	Stephone Paige	4	113	28.3	41 (TD)	2
106.	10/9/89	@ Pittsburgh	Stephone Paige	7	163	23.3	50	0
107.	11/26/89	Houston	Stephone Paige	7	114	16.3	42	0
108.	12/3/89	Miami	Stephone Paige	7	133	19.0	38	1
109.	9/17/90	@ Denver	Stephone Paige	10	206	20.6	83 (TD)	2
110.	12/23/90	@ San Diego	Todd McNair	3	111	37.0	65	1
111.	11/24/91	@ Cleveland	Emile Harry	11	159	14.5	36	1
112.	12/22/91	@ L.A. Raiders	J.J. Birden	8	188	23.5	57	2
113.	10/4/92	@ Denver	Willie Davis	5	127	25.4	50 (TD)	1
114.	10/11/92	Philadelphia	Willie Davis	5	167	33.4	74 (TD)	1
115.	10/18/92	@ Dallas	Willie Davis	6	100	16.7	38	0
116.	11/15/92	Washington	Tim Barnett	6	148	24.7	44 (TD)	2
117.	9/20/93	Denver	Willie Davis	6	139	23.2	35	0
118.	11/14/93	@ L.A. Raiders	Willie Davis	5	115	23.0	66 (TD)	1
119.	9/4/94	@ New Orleans	Willie Davis	7	109	15.6	42	1
120.	12/4/94	Denver	Willie Davis	3	107	35.7	62 (TD)	1
121.	12/4/94	Denver	J.J. Birden	7	101	14.4	44	0
122.	12/12/94	@ Miami	J.J. Birden	10	131	13.1	22 (TD)	1
123.	12/18/94	Houston	Lake Dawson	5	101	20.2	50	1
124.	9/3/95	@ Seattle	Willie Davis	6	155	25.8	60 (TD)	2
125.	9/24/95	@ Cleveland	Keith Cash	8	111	13.9	38 (TD)	1
126.	9/8/97	@ Oakland	Andre Rison	8	162	20.3	43	1
127.	11/30/97	San Francisco	Andre Rison	5	117	23.4	45	2
128.	11/22/98	@ San Diego	Derrick Alexander	5	173	34.6	41	1
129.	11/29/98	Arizona	Derrick Alexander	6	116	19.3	30 (TD)	2
130.	9/12/99	@ Chicago	Derrick Alexander	6	154	25.7	86 (TD)	1
131.	9/19/99	Denver	Derrick Alexander	6	117	19.5	49	0
132.	10/31/99	San Diego	Derrick Alexander	2	113	56.5	81 (TD)	1
133.	11/21/99	Seattle	Derrick Alexander	8	101	12.6	25	0
134.	9/17/00	San Diego	Sylvester Morris	6	112	18.7	36 (TD)	3
135.	9/24/00	@ Denver	Tony Gonzalez	10	127	12.7	17	1
136.	10/2/00	Seattle	Derrick Alexander	5	153	30.6	73	1
137.	10/15/00	Oakland	Tony Gonzalez	7	100	14.3	22	1
138.	10/22/00	St. Louis	Derrick Alexander	5	117	23.4	31	1
139.	10/22/00	St. Louis	Tony Gonzalez	5	117	23.4	39	1
140.	10/29/00	@ Seattle	Tony Gonzalez	8	101	12.6	22	0
141.	10/29/00	@ Seattle	Derrick Alexander	4	137	34.3	59 (TD)	2
142.	11/5/00	@ Oakland	Derrick Alexander	9	139	15.4	48 (TD)	2
143.	11/5/00	@ Oakland	Tony Gonzalez	9	134	14.9	29	0
144.	11/5/00	@ Oakland	Sylvester Morris	6	102	17.0	47	0
145.	11/19/00	Buffalo	Derrick Alexander	7	146	20.9	35	0
146.	12/4/00	@ New England	Tony Gonzalez	11	147	13.4	29	1
147.	12/4/00	@ New England	Derrick Alexander	5	116	23.2	81 (TD)	1
148.	10/7/01	@ Denver	Tony Gonzalez	8	129	16.1	35	0
149.	11/29/01	Philadelphia	Priest Holmes	8	100	12.5	37	0
150.	12/9/01	@ Oakland	Priest Holmes	5	109	21.8	67 (TD)	1
151.	12/30/01	@ Jacksonville	Eddie Kennison	6	121	20.2	50	0

## CAREER 100-YARD RECEIVING GAMES

Player	100-Yard Games	Player	100-Yard Games	Player	100-Yard Games
1. Otis Taylor (1965-75)	21	Paul Palmer (1987-88)	3	Tony Reed (1977-80)	1
2. Carlos Carson (1980-89)	18	J.J. Birden (1990-94)	3	Joe Delaney (1981-82)	1
3. Chris Burford (1960-67)	18	16. Curtis McClinton (1962-69)	2	Al Dixon (1979-82)	1
Derrick Alexander (1998-01)	12	Frank Pitts (1965-71)	2	Anthony Hancock (1982-86)	1
5. Stephone Paige (1983-91)	10	Larry Brunson (1974-77)	2	Jonathan Hayes (1985-93)	1
6. Henry Marshall (1976-87)	8	Andre Rison (1997-99)	2	Todd McNair (1989-93, 96)	1
Willie Davis (1991-95)	8	<b>Sylvester Morris (2000-01)</b>	<b>2</b>	Emile Harry (1986-92)	1
<b>8. Tony Gonzalez (1997-01)</b>	<b>7</b>	<b>Priest Holmes (2001)</b>	<b>2</b>	Tim Barnett (1991-93)	1
9. Frank Jackson (1961-65)	6	22. Gloster Richardson (1967-70)	1	Lake Dawson (1994-97)	1
10. Abner Haynes (1960-65)	5	Mike Garrett (1966-70)	1	Keith Cash (1992-96)	1
11. Fred Arbanas (1962-70)	4	Ed Podolak (1969-77)	1	<b>Eddie Kennison (2001)</b>	<b>1</b>
12. Johnny Robinson (1960-71)	3	Barry Pearson (1974-76)	1		
J.T. Smith (1978-84)	3	Walter White (1975-79)	1		

## 100-YARD RUSHERS (112)

Date	Opponent	Player	Att.	Yds.	Avg.	LG	TD
1. 11/13/60	Denver	Abner Haynes	15	114	7.6	58	1
2. 11/24/60	@N.Y. Titans	Abner Haynes	14	157	11.2	67 (TD)	2
3. 9/10/61	San Diego	Jack Spikes	7	109	15.6	74 (TD)	1
4. 10/1/61	Houston	Abner Haynes	19	117	6.2	35	1
5. 10/1/61	Houston	Jack Spikes	15	146	9.7	73 (TD)	3
6. 10/8/61	@Denver	Abner Haynes	26	139	5.3	53	0
7. 11/26/61	Oakland	Abner Haynes	14	158	11.3	66 (TD)	5
8. 12/10/61	Denver	Frank Jackson	16	106	6.6	49 (TD)	4
9. 9/8/62	Boston	Abner Haynes	19	122	6.4	30 (TD)	4
10. 9/30/62	Buffalo	Abner Haynes	16	164	10.3	71 (TD)	2
11. 11/11/62	@N.Y. Titans	Abner Haynes	24	107	4.5	21	2
12. 11/11/62	@N.Y. Titans	Curtis McClinton	19	102	5.4	11	1
13. 11/25/62	Oakland	Abner Haynes	18	112	6.2	33 (TD)	2
14. 11/25/62	Oakland	Curtis McClinton	12	109	9.1	46	0
15. 12/9/62	Denver	Curtis McClinton	15	105	7.0	69 (TD)	1
16. 11/3/63	@Oakland	Curtis McClinton	15	101	6.7	36	0
17. 9/27/64	@Oakland	Abner Haynes	12	106	8.8	41	0
18. 11/22/64	@Houston	Abner Haynes	25	156	6.2	42	0
19. 11/29/64	@N.Y. Jets	Abner Haynes	11	120	10.9	80 (TD)	2
20. 10/24/65	@Houston	Mack Lee Hill	17	130	7.6	30	1
21. 11/28/65	Houston	Mack Lee Hill	9	119	13.2	66 (TD)	1
22. 9/11/66	@Buffalo	Bert Coan	11	101	9.2	32	1
23. 10/23/66	@Denver	Bert Coan	13	111	8.5	35 (TD)	3
24. 10/30/66	Houston	Mike Garrett	9	102	11.3	77 (TD)	1
25. 12/18/66	@San Diego	Mike Garrett	25	161	6.4	26	1
26. 9/24/67	@Miami	Mike Garrett	20	131	6.5	28	0
27. 10/29/67	Denver	Mike Garrett	20	101	5.1	20 (TD)	2
28. 11/5/67	N.Y. Jets	Mike Garrett	23	192	8.3	28	1
29. 12/17/67	@Denver	Mike Garrett	20	169	8.5	58	0
30. 9/28/68	@Miami	Robert Holmes	13	123	9.5	76 (TD)	1
31. 10/20/68	Oakland	Mike Garrett	24	109	4.5	16	0
32. 11/10/68	@Cincinnati	Robert Holmes	21	158	7.5	27 (TD)	1
33. 10/26/69	Cincinnati	Warren McVea	17	141	8.3	80 (TD)	1
34. 11/16/69	@N.Y. Jets	Warren McVea	15	102	6.8	22	1
35. 11/1/70	Oakland	Ed Podolak	19	108	5.7	39	0
36. 11/22/70	St. Louis	Ed Podolak	23	112	4.9	32	0
37. 12/6/70	Denver	Ed Podolak	12	139	11.6	65 (TD)	1
38. 10/24/71	Washington	Ed Podolak	24	110	4.6	21	0
39. 11/5/72	Oakland	Ed Podolak	27	115	4.3	30	0
40. 12/10/72	Baltimore	Wendell Hayes	19	104	5.5	16	0
41. 11/12/73	Chicago	Ed Podolak	28	134	4.8	13	0
42. 12/2/73	Cleveland	Willie Ellison	20	108	5.4	19	0
43. 10/27/74	@San Diego	Woody Green	23	146	6.3	43	1
44. 11/18/74	@Denver	Woody Green	18	114	6.3	24	1
45. 12/8/74	Oakland	Jeff Kinney	21	124	5.9	21	0
46. 10/12/75	Oakland	Woody Green	24	101	4.2	18	1
47. 11/23/75	Detroit	Woody Green	19	135	7.1	42	0
48. 11/23/75	Detroit	MacArthur Lane	16	108	6.8	39	2
49. 11/28/76	@San Diego	Ed Podolak	25	127	5.1	12	2
50. 12/12/76	Cleveland	Ed Podolak	29	137	4.9	22 (TD)	4
51. 10/3/77	Oakland	Tony Reed	12	119	9.9	59	0
52. 11/13/77	@Chicago	Ed Podolak	29	102	3.5	14 (TD)	2
53. 9/3/78	@Cincinnati	Mark Bailey	26	106	4.1	12	0
54. 9/10/78	Houston	Tony Reed	16	141	8.8	28	1
55. 9/17/78	@N.Y. Giants	Tony Reed	14	114	8.1	48	0
56. 10/1/78	@Buffalo	MacArthur Lane	17	144	8.5	30	0

	Date	Opponent	Player	Att.	Yds.	Avg.	LG	TD
57.	11/12/78	@San Diego	Arnold Morgado	29	115	4.0	12	2
58.	11/26/78	San Diego	Ted McKnight	11	104	9.5	22	0
59.	12/17/78	@Seattle	Tony Reed	11	121	11.0	62 (TD)	1
60.	9/30/79	@Seattle	Ted McKnight	12	147	12.3	84 (TD)	2
61.	10/21/79	N. Y. Giants	Tony Reed	20	106	5.3	14	0
62.	11/18/79	@Oakland	Mike Williams	28	109	3.9	21	0
63.	10/4/81	@New England	Joe Delaney	18	101	5.6	18 (TD)	1
64.	10/11/81	Oakland	Joe Delaney	28	106	3.8	12	0
65.	10/18/81	Denver	Joe Delaney	21	149	7.1	82 (TD)	1
66.	11/1/81	@San Diego	Joe Delaney	23	117	5.1	19	0
67.	11/15/81	Houston	Joe Delaney	23	193	6.7	26	1
68.	11/22/81	Seattle	James Hadnot	10	106	10.6	24	0
69.	12/20/81	@Minnesota	Billy Jackson	25	102	4.1	18	0
70.	12/8/85	Atlanta	Mike Pruitt	16	102	6.4	54	0
71.	9/13/87	San Diego	Christian Okoye	21	105	5.0	43 (TD)	1
72.	12/27/87	Seattle	Herman Heard	12	107	8.9	37 (TD)	1
73.	11/13/88	Cincinnati	Christian Okoye	16	102	6.4	48	1
74.	9/24/89	@San Diego	Christian Okoye	16	112	7.0	59	0
75.	10/1/89	Cincinnati	Christian Okoye	25	101	4.0	16	1
76.	10/8/89	@Seattle	Christian Okoye	30	156	5.2	14	1
77.	10/22/89	Dallas	Christian Okoye	33	170	5.2	23	2
78.	10/29/89	@Pittsburgh	Christian Okoye	23	101	4.4	19	0
79.	11/5/89	Seattle	Christian Okoye	37	126	3.4	16	1
80.	12/3/89	Miami	Christian Okoye	32	148	4.6	13	1
81.	12/10/89	@Green Bay	Christian Okoye	38	131	3.5	12	1
82.	9/23/90	@Green Bay	Christian Okoye	23	122	5.3	32	1
83.	10/14/90	Detroit	Barry Word	18	200	11.1	53 (TD)	2
84.	12/2/90	@New England	Barry Word	19	112	5.9	18	0
85.	12/23/90	@San Diego	Barry Word	28	106	3.8	14	1
86.	9/1/91	Atlanta	Christian Okoye	22	143	6.5	48	1
87.	10/7/91	Buffalo	Christian Okoye	29	122	4.5	14	2
88.	10/7/91	Buffalo	Harvey Williams	20	103	5.2	21	0
89.	10/13/91	Miami	Christian Okoye	23	153	6.7	38 (TD)	2
90.	12/14/91	@San Francisco	Barry Word	17	115	6.8	37	1
91.	12/22/91	@L.A. Raiders	Barry Word	35	152	4.3	15	1
92.	9/20/92	@Houston	Barry Word	22	114	5.2	13	0
93.	9/28/92	L.A. Raiders	Barry Word	27	125	4.6	16	0
94.	12/24/94	@L.A. Raiders	Marcus Allen	33	132	4.0	14	0
95.	9/3/95	@Seattle	Greg Hill	15	109	7.3	27	0
96.	10/22/95	Denver	Marcus Allen	21	121	5.8	17	1
97.	12/3/95	@Oakland	Marcus Allen	21	124	5.9	38	1
98.	12/24/95	Seattle	Greg Hill	21	113	5.4	16	0
99.	11/3/96	@Minnesota	Greg Hill	15	100	6.7	28	2
100.	11/28/96	@Detroit	Greg Hill	17	103	6.1	16	0
101.	9/6/98	Oakland	Donnell Bennett	24	115	4.8	26	1
102.	12/13/98	Dallas	Bam Morris	27	137	5.1	25	1
103.	9/19/99	Denver	Kimble Anders	22	142	6.5	46	0
104.	10/22/00	St. Louis	Kimble Anders	13	102	7.8	69	2
105.	12/17/00	Denver	Tony Richardson	23	156	6.8	33	1
106.	9/30/01	@Washington	Priest Holmes	23	147	6.4	27	2
107.	10/14/01	Pittsburgh	Priest Holmes	20	150	7.5	26 (TD)	2
108.	11/4/01	@San Diego	Priest Holmes	30	181	6.0	26	1
109.	11/25/01	Seattle	Priest Holmes	26	120	4.6	12	0
110.	12/9/01	Oakland	Priest Holmes	28	168	6.0	20	1
111.	12/16/01	Denver	Priest Holmes	29	121	4.2	14	1
112.	1/6/02	@Seattle	Priest Holmes	23	117	5.1	22	0

## CAREER 100-YARD RUSHING GAMES

Player	100-Yard Games	Player	100-Yard Games	Player	100-Yard Games
1. Christian Okoye (1987-92)	14	13. Jack Spikes (1960-64)	2	Mark Bailey (1977-78)	1
2. Abner Haynes (1960-65)	12	Mack Lee Hill (1964-65)	2	Arnold Morgado (1977-80)	1
3. Ed Podolak (1967-77)	9	Bert Coan (1963-68)	2	Mike Williams (1979-81)	1
4. Mike Garrett (1966-70)	7	Robert Holmes (1968-71)	2	James Hadnot (1980-83)	1
Barry Word (1990-92)	7	Warren McVea (1969-73)	2	Billy Jackson (1981-84)	1
<b>Priest Holmes (2001)</b>	<b>7</b>	MacArthur Lane (1975-78)	2	Mike Pruitt (1985-86)	1
7. Tony Reed (1977-80)	5	Ted McKnight (1977-81)	2	Herman Heard (1984-89)	1
Joe Delaney (1981-82)	5	Kimble Anders (1991-00)	2	Harvey Williams (1991-93)	1
9. Curtis McClinton (1962-69)	4	21. Frank Jackson (1961-65)	1	Donnell Bennett (1994-00)	1
Woody Green (1974-76)	4	Wendell Hayes (1968-74)	1	Bam Morris (1998-99)	1
Greg Hill (1994-97)	4	Willie Ellison (1973-74)	1	<b>Tony Richardson (1995-01)</b>	<b>1</b>
12. Marcus Allen (1993-97)	3	Jeff Kinney (1972-76)	1		

## 100-YARD RUSHING/RECEIVING GAMES (4)

Date	Opponent	Player	Att.	Rushing Yards	TD	Rec.	Receiving Yards	TD
1. 9/27/64	Oakland	Abner Haynes	12	106	0	5	117	1
2. 10/21/79	N.Y. Giants	Tony Reed	20	106	0	8	103	0
3. 10/11/81	Oakland	Joe Delaney	28	106	0	3	104	0
4. 12/9/01	Oakland	Priest Holmes	28	168	1	5	109	1

## 300-YARD PASSERS (56)

Date	Opponent	Player	Att.	Comp.	Yds.	LG	TD
1. 10/2/60	N.Y. Titans	Cotton Davidson	31	19	333	72	1
2. 12/18/60	Buffalo	Cotton Davidson	37	18	334	74 (TD)	2
3. 11/3/61	@Boston	Colton Davidson	34	18	300	48 (TD)	2
4. 10/12/62	@Boston	Len Dawson	31	16	302	63 (TD)	2
5. 10/4/64	Houston	Len Dawson	36	19	320	59	3
6. 11/1/64	Denver	Len Dawson	38	23	435	66 (TD)	6
7. 12/12/65	@Buffalo	Len Dawson	37	23	356	67 (TD)	3
8. 11/20/66	Boston	Len Dawson	38	25	324	26 (TD)	2
9. 10/15/67	@San Diego	Len Dawson	37	24	364	53	1
10. 11/17/68	Boston	Len Dawson	31	17	333	90 (TD)	3
11. 10/19/69	Miami	Mike Livingston	34	17	308	93 (TD)	1
12. 11/10/74	San Diego	Len Dawson	44	26	381	84 (TD)	1
13. 11/30/75	@Baltimore	Len Dawson	36	25	307	51	2
14. 10/3/76	@Buffalo	Tony Adams	32	17	319	49 (TD)	2
15. 10/10/76	@Washington	Mike Livingston	29	15	332	38	2
16. 12/21/80	@Baltimore	Bill Kenney	28	17	316	75 (TD)	3
17. 9/20/81	San Diego	Bill Kenney	41	22	303	33	1
18. 9/18/83	@Washington	Bill Kenney	46	20	330	52	0
19. 10/16/83	N.Y. Giants	Bill Kenney	36	25	342	46 (TD)	4
20. 10/30/83	@Denver	Bill Kenney	52	27	365	35	1
21. 11/20/83	@Dallas	Bill Kenney	39	23	337	48 (TD)	2
22. 11/27/83	@Seattle	Bill Kenney	38	21	311	35	4
23. 12/4/83	Buffalo	Bill Kenney	43	22	306	40	0
24. 12/11/83	@San Diego	Bill Kenney	41	31	411	50 (TD)	4
25. 10/28/84	Tampa Bay	Bill Kenney	46	26	332	56	2
26. 12/9/84	Seattle	Bill Kenney	37	18	312	36	2
27. 9/9/85	@New Orleans	Bill Kenney	34	22	397	50	3
28. 10/13/85	@San Diego	Bill Kenney	36	24	304	40	2
29. 10/25/87	@San Diego	Bill Kenney	37	22	328	63 (TD)	2
30. 12/27/87	Seattle	Bill Kenney	35	23	320	81 (TD)	3
31. 10/2/88	@N.Y. Jets	Steve DeBerg	34	17	312	80 (TD)	2
32. 10/28/89	@Pittsburgh	Steve DeBerg	36	24	338	50	1
33. 9/17/90	@Denver	Steve DeBerg	45	26	395	83 (TD)	2
34. 12/2/90	@New England	Steve DeBerg	21	15	331	86 (TD)	2
35. 11/24/91	@Cleveland	Steve DeBerg	50	30	319	36	1
36. 10/4/92	@Denver	Dave Krieg	31	22	301	50 (TD)	1
37. 11/15/92	Washington	Dave Krieg	29	19	302	44 (TD)	2
38. 9/4/94	@New Orleans	Joe Montana	33	24	315	42	2
39. 9/18/94	@Atlanta	Joe Montana	39	28	361	35	2
40. 10/9/94	@San Diego	Joe Montana	55	37	310	25	0
41. 10/17/94	@Denver	Joe Montana	54	34	393	26	3
42. 12/4/94	Denver	Steve Bono	37	18	323	62 (TD)	1
43. 12/12/94	@Miami	Steve Bono	55	33	314	22 (TD)	2
44. 10/9/95	San Diego	Steve Bono	41	27	329	38	2
45. 9/8/97	@Oakland	Elvis Grbac	35	21	312	43 (TD)	2
46. 11/9/97	@Jacksonville	Rich Gannon	50	29	314	47	0
47. 11/22/98	@San Diego	Rich Gannon	33	20	304	41	1
48. 11/21/99	Seattle	Elvis Grbac	49	30	320	29	0
49. 10/29/00	@Seattle	Elvis Grbac	35	22	342	59 (TD)	3
50. 11/5/00	@Oakland	Elvis Grbac	53	39	504	48 (TD)	2
51. 11/19/00	Buffalo	Elvis Grbac	48	28	341	35	2
52. 12/4/00	@New England	Elvis Grbac	46	25	350	81 (TD)	3
53. 12/10/00	Carolina	Elvis Grbac	44	31	315	24	1
54. 9/30/01	@Washington	Trent Green	26	21	307	35	3
55. 10/21/01	@Arizona	Trent Green	44	21	352	44	1
56. 10/25/01	Indianapolis	Trent Green	43	22	324	35 (TD)	3

## CAREER 300-YARD PASSING GAMES

Player	300-Yard Games
1. Bill Kenney (1979-88)	15
2. Len Dawson (1962-75)	9
3. Elvis Grbac (1997-00)	7
4. Steve DeBerg (1988-91)	5
5. Joe Montana (1993-94)	4
6. Cotton Davidson (1960-61)	3

Player	300-Yard Games
Steve Bono (1994-96)	3
<i>Trent Green (2001)</i>	<b>3</b>
9. Mike Livingston (1968-79)	2
Dave Krieg (1992-93)	2
Rich Gannon (1995-98)	2
12. Tony Adams (1975-78)	1

## OPPONENTS TOP PERFORMANCES

### 100-YARD RECEIVERS (155)

Date	Opponent	Player	Rec.	Yds.	Avg.	LG	TD
1. 9/10/60	@L.A. Chargers	Ralph Anderson	5	103	20.6	46 (TD)	1
2. 10/16/60	@Houston	Bill Groman	10	140	14.0	21	1
3. 11/6/60	@Buffalo	Elbert Dubenion	8	161	20.1	43	1
4. 11/24/60	@N.Y. Titans	Don Maynard	10	179	17.9	45 (TD)	1
5. 10/1/61	Houston	Charles Hennigan	3	101	33.7	63 (TD)	1
6. 10/8/61	@Denver	Lionel Taylor	7	120	17.1	34	1
7. 10/15/61	@Buffalo	Glenn Bass	4	159	39.8	76 (TD)	1
8. 10/22/61	@Houston	Bill Groman	4	123	30.8	80 (TD)	2
9. 10/22/61	@Houston	Charles Hennigan	4	108	27.0	66 (TD)	1
10. 11/19/61	@San Diego	Dave Kocourek	7	169	24.1	61 (TD)	1
11. 11/19/61	@San Diego	Don Norton	6	120	20.0	42	0
12. 12/3/61	@N.Y. Titans	Dick Christy	6	145	24.2	68	0
13. 10/2/62	N.Y. Titans	Art Powell	7	134	19.1	49	1
14. 10/21/62	N.Y. Titans	Don Maynard	4	102	25.5	62	0
15. 12/2/62	@Buffalo	Ernie Warlick	9	117	13.0	20	1
16. 12/9/62	Denver	Lionel Taylor	7	110	15.7	41	0
17. 9/22/63	@Buffalo	Elbert Dubenion	5	100	20.0	28	0
18. 11/17/63	@Boston	Tony Romeo	10	149	14.9	39	1
19. 11/17/63	@Boston	Jim Coclough	9	137	15.2	38	0
20. 10/18/64	Buffalo	Elbert Dubenion	5	122	24.4	55 (TD)	2
21. 11/1/64	Denver	Hewritt Dixon	5	121	24.2	62 (TD)	1
22. 11/1/64	Denver	Al Denson	3	113	37.7	82 (TD)	1
23. 11/15/64	San Diego	Lance Alworth	5	169	33.8	59	1
24. 11/22/64	Houston	Charles Hennigan	8	111	13.9	30	2
25. 11/14/65	San Diego	Lance Alworth	6	181	30.2	52	1
26. 12/12/65	@Buffalo	Bo Roberson	6	127	21.2	66 (TD)	2
27. 10/16/66	Oakland	Hewritt Dixon	5	129	25.8	76 (TD)	2
28. 11/6/66	San Diego	Lance Alworth	6	101	16.8	46 (TD)	2
29. 11/20/66	Boston	Art Graham	11	134	12.2	38 (TD)	2
30. 10/8/67	Miami	Jack Clancy	6	102	17.0	28	0
31. 10/15/67	San Diego	Gary Garrison	4	108	27.0	50	0
32. 10/29/67	Denver	Al Denson	4	107	26.8	48 (TD)	1
33. 11/5/67	N.Y. Jets	Bill Mathis	9	135	15.0	30	1
34. 11/23/67	Oakland	Fred Biletnikoff	6	158	26.3	56	1
35. 12/17/67	@Denver	Eric Crabtree	6	129	21.5	76	1
36. 9/9/68	@Houston	Alvin Reed	4	107	26.8	46	0
37. 9/15/68	N.Y. Jets	Don Maynard	8	203	25.4	57 (TD)	2
38. 9/22/68	Denver	Eric Crabtree	7	113	16.1	46	0
39. 10/5/68	@Buffalo	Haven Moses	5	108	21.6	41	1
40. 11/3/68	@Oakland	Fred Biletnikoff	6	129	21.5	82	0
41. 11/28/68	Houston	Jim Beirne	4	103	25.8	66 (TD)	1
42. 12/14/68	@Denver	Mike Hafner	4	122	30.5	52	1
43. 12/22/68	@Oakland	Fred Biletnikoff	7	180	25.7	54 (TD)	3
44. 11/16/69	@N.Y. Jets	Don Maynard	9	137	15.2	29	1
45. 10/25/70	Dallas	Bob Hayes	2	100	50.0	89 (TD)	1
46. 11/8/70	Houston	Roy Hopkins	6	101	16.8	43	0
47. 12/20/70	@San Diego	Gary Garrison	5	149	29.8	67	0
48. 10/24/71	Washington	Charley Taylor	7	125	17.9	49	2
49. 10/31/71	@Oakland	Fred Biletnikoff	7	128	18.3	29	1
50. 11/21/71	Denver	Jerry Simmons	6	153	25.5	47	0
51. 12/25/71	Miami	Paul Warfield	7	140	20.0	35	0
52. 11/5/72	Oakland	Fred Biletnikoff	10	114	11.4	21	0
53. 10/21/73	@Cincinnati	Isaac Curtis	8	106	13.3	21	0
54. 11/25/73	@Denver	Haven Moses	5	108	21.6	40 (TD)	2
55. 9/21/75	@Denver	Rick Upchurch	3	153	51.0	90 (TD)	1
56. 11/2/75	Houston	Ken Burrough	7	177	25.3	77 (TD)	2
57. 12/14/75	@Cleveland	Reggie Rucker	6	130	21.7	40 (TD)	1
58. 10/10/76	@Washington	Frank Grant	8	138	17.3	37	1
59. 10/17/76	@Miami	Nat Moore	5	106	21.2	39	0
60. 10/17/76	@Miami	Howard Twilley	8	104	13.0	20	1
61. 10/3/77	Oakland	Dave Casper	7	101	14.4	26	0
62. 10/1/78	@Buffalo	Bob Chandler	7	116	16.6	44	2
63. 11/5/78	Oakland	Dave Casper	7	112	16.0	34	0
64. 11/12/78	@San Diego	John Jefferson	7	130	18.6	46 (TD)	2
65. 12/3/78	Buffalo	Frank Lewis	7	126	18.0	40 (TD)	1
66. 12/10/78	@Denver	Riley Odoms	7	165	23.6	34 (TD)	2
67. 9/2/79	Baltimore	Joe Washington	13	130	10.0	31	0
68. 10/14/79	Denver	Haven Moses	4	107	26.8	56	1
69. 10/21/79	N.Y. Giants	Earnest Gray	4	107	26.8	53 (TD)	1
70. 10/28/79	@Denver	Riley Odoms	7	114	16.3	26	0
71. 11/25/79	@San Diego	Charlie Joiner	9	123	13.7	24 (TD)	1
72. 12/2/79	Seattle	Steve Largent	9	120	13.3	28	0
73. 9/21/80	@Cleveland	Charles White	7	100	14.3	31 (TD)	1
74. 9/6/81	@Pittsburgh	John Stallworth	6	107	17.8	28	0
75. 9/27/81	@Seattle	David Hughes	12	103	8.6	22	0
76. 10/4/81	@New England	Stanley Morgan	4	118	29.5	66 (TD)	1

	Date	Opponent	Player	Rec.	Yds.	Avg.	LG	TD
77.	10/18/81	Denver	Rick Upchurch	5	138	27.6	63	0
78.	12/6/81	@ Denver	Steve Watson	2	103	51.5	86	0
79.	12/5/82	@ Pittsburgh	John Stallworth	4	107	26.8	74 (TD)	2
80.	12/12/82	L.A. Raiders	Cliff Branch	5	111	22.2	42	0
81.	12/26/82	San Francisco	Dwight Clark	4	104	26.0	51	0
82.	10/15/83	N.Y. Giants	Earnest Gray	8	111	13.9	31	0
83.	10/30/83	@ Denver	Rick Upchurch	6	143	23.8	36	0
84.	10/30/83	@ Denver	Steve Watson	6	121	20.2	46 (TD)	1
85.	11/13/83	Cincinnati	Cris Collinsworth	7	118	16.9	32	1
86.	12/11/83	@ San Diego	Kellen Winslow	14	162	11.6	37 (TD)	3
87.	9/2/84	@ Pittsburgh	Louis Lipps	6	183	30.5	80 (TD)	2
88.	9/2/84	@ Pittsburgh	John Stallworth	8	167	20.9	51	1
89.	9/16/84	L.A. Raiders	Malcolm Barnwell	8	129	16.1	42	0
90.	10/28/84	Tampa Bay	Kevin House	10	100	10.0	18	1
91.	11/11/84	Houston	Tim Smith	8	107	13.4	25	0
92.	9/12/85	L.A. Raiders	Todd Christensen	11	116	10.5	30	1
93.	10/13/85	@ San Diego	Charlie Joiner	6	118	19.7	39 (TD)	1
94.	11/10/85	Pittsburgh	John Stallworth	7	126	18.0	41	1
95.	12/1/85	@ Seattle	Steve Largent	7	101	14.4	31	1
96.	12/14/85	@ Denver	Vance Johnson	6	116	19.3	48	1
97.	9/13/87	San Diego	Lionel James	6	100	16.7	26	0
98.	10/18/87	Denver *	Bobby Micho	9	105	11.7	26 (TD)	2
99.	12/13/87	L.A. Raiders	James Lofton	5	112	22.4	42	0
100.	10/2/88	@ N.Y. Jets	Mickey Shuler	12	152	12.7	24	0
101.	12/4/88	N.Y. Jets	Al Toon	5	102	20.4	42	1
102.	10/29/89	@ Pittsburgh	Louis Lipps	7	130	18.6	64 (TD)	2
103.	12/3/89	Miami	Mark Clayton	9	128	14.2	47	1
104.	12/24/89	@ Miami	Mark Clayton	6	102	17.0	35	1
105.	9/17/90	@ Denver	Vance Johnson	6	150	25.0	49	0
106.	10/14/90	Detroit	Barry Sanders	5	135	27.0	47 (TD)	1
107.	12/16/90	Houston	Haywood Jeffires	9	245	27.2	87 (TD)	1
108.	10/13/91	Miami	Tony Martin	4	104	26.0	54	0
109.	10/28/91	L.A. Raiders	Mervyn Fernandez	3	107	35.7	59	0
110.	11/10/91	@ L.A. Rams	Henry Ellard	8	160	20.0	27	1
111.	10/4/92	@ Denver	Shannon Sharpe	9	118	13.1	48	0
112.	9/20/93	Denver	Derek Russell	6	104	17.3	36	0
113.	10/17/93	@ San Diego	Anthony Miller	6	105	17.5	43	1
114.	10/31/93	@ Miami	Michael Ingram	4	103	25.8	77 (TD)	1
115.	9/4/94	@ New Orleans	Quinn Early	8	101	12.6	30	0
116.	9/18/94	@ Atlanta	Terrance Mathis	13	123	9.5	21	0
117.	10/30/94	@ Buffalo	Andre Reed	5	106	21.2	57	2
118.	11/27/94	@ Seattle	Brian Blades	7	141	20.1	34	0
119.	9/3/95	@ Seattle	Brian Blades	8	107	13.4	23	1
120.	9/10/95	N.Y. Giants	Chris Calloway	5	100	20.0	37	1
121.	11/23/95	@ Dallas	Michael Irvin	11	121	11.0	33 (TD)	1
122.	12/3/95	@ Oakland	Tim Brown	10	150	15.0	30	1
123.	9/22/96	Denver	Shannon Sharpe	9	131	14.6	29	0
124.	10/7/96	Pittsburgh	Charles Johnson	6	125	20.8	45	0
125.	11/24/96	San Diego	Tony Martin	5	148	29.6	55	2
126.	11/28/96	@ Detroit	Brett Perriman	8	131	16.4	44	0
127.	12/15/96	Indianapolis	Marvin Harrison	6	103	17.2	37 (TD)	3
128.	8/31/97	@ Denver	Rod Smith	5	122	24.4	78	0
129.	9/8/97	@ Oakland	Tim Brown	11	155	14.1	26	0
130.	9/14/97	Buffalo	Andre Reed	4	113	28.3	77 (TD)	1
131.	9/21/97	@ Carolina	Rae Carruth	8	110	13.8	36	0
132.	11/9/97	@ Jacksonville	Jimmy Smith	4	112	28.0	75	0
133.	11/16/97	Denver	Rod Smith	7	114	16.3	43	0
134.	10/1/98	N.Y. Jets	Wayne Chrebet	6	101	16.8	56	0
135.	11/19/98	Arizona	Frank Sanders	6	100	16.7	40	0
136.	12/6/98	@ Denver	Rod Smith	8	165	20.6	58	0
137.	12/6/98	@ Denver	Ed McCaffrey	6	103	17.2	48	1
138.	12/26/98	@ Oakland	Tim Brown	10	140	14.0	27	1
139.	10/10/99	New England	Tony Simmons	7	107	15.3	39	0
140.	11/14/99	@ Tampa Bay	Jacquez Green	7	164	23.4	54	1
141.	11/21/99	Seattle	Sean Dawkins	5	114	22.8	45 (TD)	1
142.	12/5/99	@ Denver	Rod Smith	8	106	13.3	34	0
143.	1/2/00	Oakland	Tim Brown	6	122	20.3	42	0
144.	9/3/00	Indianapolis	Marvin Harrison	9	115	12.8	31	0
145.	9/10/00	@ Tennessee	Kevin Dyson	6	104	17.3	30 (TD)	1
146.	9/24/00	@ Denver	Rod Smith	8	134	16.8	25	0
147.	10/22/00	St. Louis	Isaac Bruce	8	129	16.1	42	2
148.	12/4/00	@ New England	Troy Brown	12	119	9.9	23	1
149.	12/10/00	Carolina	Mushin Muhammad	8	102	12.8	23	0
150.	12/17/00	@ Denver	Rod Smith	6	101	16.8	34	0
151.	9/9/01	Oakland	Tim Brown	8	133	16.6	33 (TD)	1
152.	10/7/01	@ Denver	Rod Smith	8	110	13.8	32	1
153.	10/21/01	@ Arizona	David Boston	7	131	18.7	49	1
154.	12/16/01	Denver	Rod Smith	8	100	12.5	21	1
155.	12/30/01	@ Jacksonville	Keenan McCardell	7	132	18.9	44	1

## CAREER 100-YARD RECEIVING GAMES

Player	Team	100-Yard Games	Player	Team	100-Yard Games
1. Rod Smith	Denver	8	6. Lance Alworth	San Diego	3
2. Fred Biletnikoff	Oakland	5	Elbert Dubenion	Buffalo	3
3. Tim Brown	Oakland/L.A. Raiders	5	Charles Hennigan	Houston	3
4. Don Maynard	N.Y. Jets/Titans	4	Haven Moses	Buffalo/Denver	3
John Stallworth	Pittsburgh	4	Rick Upchurch	Denver	3

## 100-YARD RUSHERS (117)

Date	Opponent	Player	Att.	Yds.	Avg.	LG	TD
1. 9/10/61	San Diego	Paul Lowe	13	108	8.3	87 (TD)	1
2. 11/4/62	Houston	Charles Tolar	24	110	4.6	23	0
3. 10/20/63	San Diego	Keith Lincoln	10	127	12.7	76 (TD)	1
4. 11/3/63	Oakland	Clem Daniels	31	122	3.9	25	0
5. 12/20/64	N.Y. Jets	Matt Snell	16	103	6.4	23	1
6. 11/28/65	Houston	Ode Burrell	14	121	8.6	48 (TD)	2
7. 11/20/66	Boston	Jim Nance	22	107	4.9	13	0
8. 10/15/67	@San Diego	Dick Post	15	124	8.3	67 (TD)	1
9. 11/19/67	San Diego	Dick Post	18	108	6.0	22	1
10. 11/10/68	@Cincinnati	Paul Robinson	24	115	4.8	36	0
11. 10/25/70	Dallas	Duane Thomas	20	134	6.7	47 (TD)	2
12. 9/17/72	Miami	Larry Csonka	21	118	5.6	17	1
13. 11/12/72	@Pittsburgh	Franco Harris	17	134	7.9	45	1
14. 9/16/73	L.A. Rams	Jim Bertelsen	28	143	5.1	49	0
15. 9/16/73	L.A. Rams	Lawrence McCutcheon	21	120	5.7	19	0
16. 10/14/73	@Green Bay	John Brockington	15	106	7.1	33	0
17. 10/21/73	@Cincinnati	Boobie Clark	26	104	4.0	11	1
18. 11/29/73	@Buffalo	O.J. Simpson	39	157	4.0	22	2
19. 12/2/73	Cleveland	Greg Pruitt	15	110	7.3	65 (TD)	1
20. 12/8/73	@Oakland	Marv Hubbard	25	115	4.6	31 (TD)	1
21. 9/15/74	N.Y. Jets	John Riggins	22	116	5.3	29	0
22. 10/27/74	@San Diego	Don Woods	22	154	7.0	53	1
23. 9/28/75	N.Y. Jets	John Riggins	27	145	5.4	20	2
24. 9/28/75	N.Y. Jets	Carl Garrett	16	135	8.4	40	1
25. 11/16/75	@Pittsburgh	Franco Harris	17	119	7.0	29	0
26. 11/30/75	@Baltimore	Lydell Mitchell	26	178	6.8	70 (TD)	1
27. 12/7/75	San Diego	Rickey Young	25	124	4.9	14	2
28. 12/14/75	@Cleveland	Greg Pruitt	26	214	8.2	50	3
29. 9/26/76	New Orleans	Tony Galbreath	14	146	10.5	74 (TD)	2
30. 9/26/76	New Orleans	Chuck Muncie	25	126	5.0	33 (TD)	0
31. 10/3/76	@Buffalo	O.J. Simpson	24	130	5.4	49	2
32. 10/3/76	@Buffalo	Jeff Kinney	17	114	6.7	18	1
33. 10/24/76	Denver	Otis Armstrong	16	101	6.3	22	1
34. 11/7/76	Pittsburgh	Franco Harris	23	117	5.1	25 (TD)	2
35. 11/7/76	Pittsburgh	Rocky Bleier	15	102	6.8	23	0
36. 11/21/76	Cincinnati	Archie Griffin	13	139	10.1	77 (TD)	1
37. 9/18/77	@New England	Sam Cunningham	23	105	4.6	11	0
38. 10/3/77	Oakland	Mark van Eeghen	24	116	4.8	26	0
39. 10/3/77	Oakland	Clarence Davis	15	102	6.8	37 (TD)	2
40. 10/30/77	@Cleveland	Greg Pruitt	18	153	8.5	78 (TD)	3
41. 11/13/77	@Chicago	Walter Payton	33	192	5.8	32	1
42. 11/20/77	Denver	Otis Armstrong	21	120	5.7	17	0
43. 11/27/77	@Houston	Rob Carpenter	14	149	10.6	77	0
44. 11/27/77	@Houston	Ronnie Coleman	15	101	6.6	22	0
45. 9/10/78	Houston	Earl Campbell	22	111	5.0	22	1
46. 11/5/78	Oakland	Arthur Whittington	26	134	5.1	25 (TD)	2
47. 11/12/78	@San Diego	Lydell Mitchell	29	144	5.0	25	0
48. 12/17/78	@Seattle	Al Hunter	27	133	4.9	55 (TD)	2
49. 9/16/79	@Houston	Earl Campbell	32	131	4.1	22	1
50. 12/16/79	@Tampa Bay	Ricky Bell	39	137	3.5	14	0
51. 10/12/80	Houston	Earl Campbell	38	178	4.7	22	1
52. 10/26/80	Detroit	Billy Sims	28	155	5.5	45 (TD)	2
53. 11/16/80	@San Diego	Mike Thomas	27	109	4.0	13	2
54. 11/23/80	@St. Louis	Otis Anderson	16	107	6.7	44	1
55. 11/30/80	Cincinnati	Pete Johnson	17	112	6.6	57 (TD)	1
56. 11/21/82	@New Orleans	George Rogers	33	123	3.7	18	1
57. 11/28/82	@L.A. Rams	Wendell Tyler	25	138	5.5	24	2
58. 9/12/83	San Diego	Chuck Muncie	27	110	4.1	16	1
59. 10/2/83	St. Louis	Otis Anderson	21	106	5.0	39 (TD)	1
60. 11/20/83	@Dallas	Tony Dorsett	18	108	6.0	32 (TD)	2
61. 11/27/83	@Seattle	Curt Warner	32	207	6.5	28 (TD)	3
62. 12/4/83	Buffalo	Joe Cribbs	36	185	5.1	24	0
63. 9/23/84	@Denver	Sammy Winder	31	139	4.4	13	1
64. 10/7/84	N.Y. Jets	Freeman McNeil	19	107	5.6	16	0
65. 11/11/84	Houston	Larry Moriarty	29	117	4.0	9	0
66. 10/6/85	@L.A. Raiders	Marcus Allen	29	126	4.3	20	0
67. 11/17/85	@San Francisco	Wendell Tyler	16	111	6.9	21	0
68. 12/8/85	Atlanta	Gerald Riggs	26	197	7.6	50	1

	Date	Opponent	Player	Att.	Yds.	Avg.	LG	TD
69.	10/26/86	Tampa Bay	James Wilder	25	110	4.4	24	1
70.	11/2/86	@ San Diego	Gary Anderson	25	100	4.0	13	0
71.	11/30/86	Buffalo	Robb Riddick	27	118	4.4	13	0
72.	9/20/87	@ Seattle	John L. Williams	15	112	7.5	48	1
73.	11/8/87	Pittsburgh	Ernest Jackson	23	125	5.4	28	0
74.	11/15/87	N.Y. Jets	Freeman McNeil	26	184	7.1	30	0
75.	9/25/88	San Diego	Gary Anderson	23	131	5.7	30 (TD)	1
76.	10/2/88	@ N.Y. Jets	Freeman McNeil	22	154	7.0	28	0
77.	12/11/88	@ N.Y. Giants	Joe Morris	31	140	4.5	16	0
78.	12/18/88	@ San Diego	Gary Anderson	34	217	6.4	36	1
79.	12/17/89	San Diego	Marion Butts	39	176	4.5	17	0
80.	9/17/90	@ Denver	Bobby Humphrey	19	132	6.9	37 (TD)	2
81.	9/29/91	@ San Diego	Rod Bernstine	26	112	4.3	15	1
82.	11/17/91	Denver	Gaston Green	24	133	5.5	60 (TD)	1
83.	10/25/92	Pittsburgh	Barry Foster	24	105	4.4	12	1
84.	11/22/92	@ Seattle	Chris Warren	20	154	7.7	35	1
85.	12/26/93	@ Minnesota	Scottie Graham	33	166	5.0	31	1
86.	1/2/94	Seattle	John L. Williams	16	102	6.4	38	1
87.	9/25/94	L.A. Rams	Jerome Bettis	35	132	3.8	14	0
88.	10/9/94	@ San Diego	Natrone Means	19	125	6.6	25	1
89.	10/23/94	Seattle	Chris Warren	19	117	6.2	41	0
90.	12/12/94	@ Miami	Bernie Parmalee	19	127	6.7	47 (TD)	1
91.	9/22/96	Denver	Terrell Davis	19	141	7.4	65 (TD)	2
92.	10/7/96	Pittsburgh	Jerome Bettis	27	103	3.8	15	1
93.	12/9/96	@ Oakland	Napoleon Kaufman	8	109	13.6	45	0
94.	8/31/97	@ Denver	Terrell Davis	26	101	3.9	16	1
95.	11/3/97	Pittsburgh	Jerome Bettis	17	103	6.1	30	0
96.	11/16/97	Denver	Terrell Davis	34	127	3.7	18	0
97.	9/13/98	@ Jacksonville	James Stewart	26	103	4.0	17	1
98.	9/20/98	San Diego	Natrone Means	22	165	7.5	72 (TD)	1
99.	10/11/98	@ New England	Robert Edwards	23	104	4.5	33	1
100.	10/26/98	Pittsburgh	Jerome Bettis	33	119	3.6	13	0
101.	11/8/98	@ Seattle	Ricky Watters	24	105	4.4	13	2
102.	11/16/98	Denver	Terrell Davis	18	111	6.2	41 (TD)	1
103.	12/20/98	@ N.Y. Giants	Gary Brown	25	103	4.1	13	1
104.	11/7/99	@ Indianapolis	Edgerin James	20	109	5.5	27	0
105.	11/21/99	Seattle	Ricky Watters	24	107	4.5	45	2
106.	12/12/99	Minnesota	Robert Smith	21	118	5.6	22	0
107.	9/3/00	Indianapolis	Edgerin James	28	124	4.4	30	1
108.	11/5/00	@ Oakland	Tyrone Wheatley	20	112	5.6	38	1
109.	11/12/00	@ San Francisco	Charlie Garner	25	102	4.1	19	1
110.	12/24/00	@ Atlanta	Jamal Anderson	28	107	3.8	23	0
111.	10/7/01	@ Denver	Mike Anderson	22	155	7.0	62 (TD)	0
112.	10/14/01	Pittsburgh	Jerome Bettis	19	112	5.9	30	0
113.	10/25/01	Indianapolis	Edgerin James	27	102	3.8	20	0
114.	11/11/01	@ N.Y. Jets	Curtis Martin	20	113	5.7	25 (TD)	3
115.	12/23/01	San Diego	LaDainian Tomlinson	27	145	5.4	34	0
116.	12/30/01	@ Jacksonville	Stacey Mack	16	125	7.8	54	1
117.	1/6/02	@ Seattle	Shaun Alexander	20	127	6.4	44 (TD)	1

### CAREER 100-YARD RUSHING GAMES

Player	Team	100-Yard Games	Player	Team	100-Yard Games
1. Jerome Bettis	Pittsburgh	5	Freeman McNeil	N.Y. Jets	3
2. Terrell Davis	Denver	4	Greg Pruitt	Cleveland	3
3. Gary Anderson	San Diego	3	Edgerin James	Indianapolis	3
Earl Campbell	Houston	3	9. 12 Players Tied		2
Franco Harris	Pittsburgh	3			

### 300-YARD PASSERS (47)

Date	Opponent	Player	Att.	Comp.	Yds.	LG	TD	INT
1.	11/24/60	@ N.Y. Titans	33	21	301	45 (TD)	2	1
2.	11/19/61	@ San Diego	27	15	357	61 (TD)	2	1
3.	10/13/63	Buffalo	24	12	300	89 (TD)	2	2
4.	11/17/63	@ Boston	47	25	354	39	1	1
5.	12/6/64	Boston	41	20	300	58 (TD)	3	1
6.	10/24/65	@ Houston	33	19	304	64 (TD)	4	0
7.	10/16/66	Oakland	24	14	301	76 (TD)	3	0
8.	10/15/67	San Diego	32	17	307	60 (TD)	2	1
9.	9/9/68	@ Houston	48	23	413	59 (TD)	2	3
10.	9/15/68	N.Y. Jets	29	17	302	57 (TD)	2	1
11.	11/16/69	@ N.Y. Jets	40	24	327	40 (TD)	2	3
12.	9/21/75	@ Denver	20	12	329	90 (TD)	3	2
13.	10/17/76	@ Miami	35	25	306	39	1	2
14.	11/25/79	@ San Diego	43	27	350	42 (TD)	3	1
15.	9/7/80	Oakland	37	19	317	55	2	0
16.	9/6/81	@ Pittsburgh	36	21	319	41 (TD)	2	2
17.	9/27/81	@ Seattle	47	31	308	23	1	0

Date	Opponent	Player	Att.	Comp.	Yds.	LG	TD	INT
18. 10/18/81	Denver	Craig Morton	38	25	342	63	2	1
19. 12/12/82	L.A. Raiders	Jim Plunkett	33	18	303	43	3	1
20. 10/30/83	@ Denver	Steve DeBerg	41	21	350	46 (TD)	1	0
21. 9/9/84	@ Cincinnati	Ken Anderson	37	24	310	35	0	0
22. 9/16/84	L.A. Raiders	Jim Plunkett	47	28	313	42	1	4
23. 11/25/84	@ N.Y. Giants	Phil Simms	41	24	343	31	2	3
24. 12/16/84	@ San Diego	Ed Luther	44	24	333	43	1	0
25. 9/12/85	L.A. Raiders	Jim Plunkett	48	34	303	30	2	2
26. 10/13/85	@ San Diego	Mark Hermann	36	26	320	39 (TD)	2	0
27. 12/14/85	@ Denver	John Elway	37	22	301	48	1	5
28. 12/21/86	@ Pittsburgh	Mark Malone	43	22	351	38	0	1
29. 12/6/87	@ Cincinnati	Boomer Esiason	44	28	368	26	2	0
30. 12/13/87	L.A. Raiders	Marc Wilson	38	22	339	42	0	3
31. 12/24/89	@ Miami	Dan Marino	47	28	339	35	3	1
32. 11/11/90	Seattle	Dave Krieg	23	16	306	54 (TD)	2	0
33. 12/9/90	Denver	John Elway	36	24	328	27	2	1
34. 12/16/90	Houston	Warren Moon	45	27	527	87 (TD)	3	0
35. 11/10/91	@ L.A. Rams	Jim Everett	37	26	329	27	3	1
36. 10/4/92	@ Denver	John Elway	38	23	311	48	2	0
37. 9/20/93	Denver	John Elway	45	28	300	36	1	1
38. 10/31/93	@ Miami	Scott Mitchell	33	22	344	77 (TD)	3	0
39. 9/4/94	@ New Orleans	Jim Everett	37	26	326	30	2	2
40. 10/1/95	@ Arizona	Dave Krieg	41	25	308	35	0	1
41. 10/9/95	San Diego	Stan Humphries	34	24	315	45	1	0
42. 10/7/96	Pittsburgh	Mike Tomczak	32	20	338	45	0	1
43. 9/21/97	@ Carolina	Kerry Collins	47	24	328	36	1	4
44. 12/6/98	@ Denver	John Elway	32	22	400	58	2	1
45. 10/10/99	New England	Drew Bledsoe	45	23	334	49 (TD)	2	2
46. 1/2/00	Oakland	Rich Gannon	47	25	324	42	3	2
47. 9/9/01	Oakland	Rich Gannon	46	31	341	33 (TD)	2	1

### CAREER 300-YARD PASSING GAMES

Player	Team	300-Yard Games	Player	Team	300-Yard Games
1. John Elway	Denver	5	Joe Namath	N.Y. Jets	2
2. Jim Plunkett	L.A./Oakland Raiders	3	Babe Parilli	Boston	2
3. Jack Kemp	San Diego/Buffalo	2	Rich Gannon	Oakland	2
Dave Krieg	Seattle/Arizona	2			

### ALL-TIME MISCELLANEOUS SCORES

#### ALL-TIME DEFENSIVE SCORES

Date	Opponent	Defensive Score	Result
10/9/60	Oakland	David Webster, 80-yard INT return	L, 19-20
11/6/60	@ Buffalo	David Webster, 14-yard fumble return Don Flynn, 25-yard INT return	W, 45-28
11/30/60	Denver	David Webster, 39-yard INT return	W, 34-7
12/11/60	Boston	Duane Wood, 66-yard INT return	W, 34-0
12/10/61	Denver	Sherrill Headrick, 31-yard INT return	W, 49-21
9/7/63	@ Denver	Sherrill Headrick, 38-yard INT return	W, 59-7
9/22/63	@ Buffalo	Safety, Willie West tackled in end zone	T, 27-27
12/22/63	N.Y. Jets	Jerry Mays, 58-yard fumble return	W, 48-0
10/4/64	Houston	Bobby Hunt, 29-yard INT return	W, 28-7
10/18/64	Buffalo	Bobby Bell, 20-yard fumble return	L, 22-35
11/15/64	San Diego	Abner Haynes, fumble recovery in end zone	L, 14-28
10/3/65	Boston	Bobby Bell, 38-yard INT return Willie Mitchell, 37-yard INT return	W, 27-17
9/25/66	@ Boston	Johnny Robinson, 28-yard INT return	W, 43-24
10/16/66	Oakland	Bobby Bell, 7-yard fumble return	L, 13-34
10/30/66	Houston	Willie Mitchell, 60-yard INT return	W, 48-23
9/9/67	@ Houston	Bobby Bell, 32-yard INT return	W, 25-20
11/5/67	N.Y. Jets	Willie Mitchell, 27-yard INT return	W, 42-18
11/12/67	@ Boston	Emmitt Thomas, 57-yard INT return	W, 23-10
11/23/67	Oakland	Safety, Holding in end zone	L, 22-44
12/10/67	@ N.Y. Jets	Fred Williamson, 77-yard INT return	W, 21-7
9/28/68	@ Miami	Jim Lynch, 22-yard INT return	W, 48-3
12/8/68	@ San Diego	Willie Lanier, 75-yard INT return Safety, Buck Buchanan tackled Jon Brittenum	W, 40-3
10/5/69	@ Denver	Jim Kearney, 60-yard INT return	W, 26-13
11/27/69	Denver	Emmitt Thomas, 45-yard INT return	W, 31-17
9/28/70	@ Baltimore	Johnny Robinson, 46-yard fumble return	W, 44-24
11/8/70	Houston	Bobby Bell, 45-yard INT return	W, 24-9
10/3/71	@ Denver	Aaron Brown, 68-yard INT return	W, 16-3
10/18/71	Pittsburgh	Emmitt Thomas, 32-yard INT return	W, 38-16
12/19/71	Buffalo	Bobby Bell, 26-yard INT return	W, 22-9
10/1/72	@ Denver	Jim Kearney, 43-yard INT return	W, 45-24

Date	Opponent	Defensive Score	Result
11/12/72	@ Pittsburgh	Jim Kearney, 32-yard INT return	L, 7-16
12/3/72	Denver	Jim Kearney, 65-yard INT return	W, 24-21
9/30/73	Oakland	Jim Kearney, 29-yard INT return	W, 16-3
11/18/73	Houston	Bobby Bell, 61-yard INT return	W, 38-14
9/15/74	N.Y. Jets	Willie Lanier, 17-yard INT return	W, 24-16
9/22/74	@ Oakland	John Lohmeyer, 19-yard fumble return	L, 7-27
10/6/74	Denver	Emmitt Thomas, 38-yard INT return	L, 14-17
11/18/74	@ Denver	Marvin Upshaw, 52-yard INT return	W, 42-34
12/4/74	Minnesota	Wilbur Young, 52-yard INT return	L, 15-35
11/10/75	@ Dallas	Bobby Bell, 28-yard INT return	W, 35-31
10/31/76	@ Tampa Bay	Safety, Willie Lanier tackled Otis Armstrong	W, 28-19
10/23/77	@ San Diego	Emmitt Thomas, 73-yard INT return	W, 21-16
11/27/77	@ Houston	John Matuszak, fumble recovery in end zone	L, 20-34
12/11/77	Seattle	Safety, John Lohmeyer tackled Steve Spurrier	L, 31-34
12/18/77	@ Oakland	Tim Gray, 15-yard fumble return	L, 20-21
9/23/79	Oakland	Willie Lee, 10-yard fumble return	W, 35-7
10/5/80	@ Oakland	Gary Barbaro, 102-yard INT return	W, 31-17
10/12/80	Houston	Tim Gray, 14-yard fumble return	W, 21-20
11/9/80	@ Seattle	Tim Collier, 100-yard INT return	W, 31-20
12/7/80	Denver	Gary Barbaro, 70-yard INT return	W, 31-14
9/6/81	@ Pittsburgh	Gary Spani, 16-yard fumble return	W, 37-33
10/18/81	Denver	Whitney Paul, 32-yard fumble return	W, 28-14
10/25/81	@ Oakland	Gary Spani, 47-yard INT return	W, 28-17
11/22/81	Seattle	Frank Manumaleuga, 22-yard INT return	W, 40-13
12/19/82	@ Denver	Thomas Howard, 3-yard fumble return	W, 37-16
1/2/83	N.Y. Jets	Thomas Howard, 65-yard fumble return	W, 37-13
10/2/83	St. Louis	Whitney Paul, 47-yard fumble return	W, 38-14
10/16/83	N.Y. Giants	Gary Spani, 91-yard fumble return	W, 38-17
12/18/83	Denver	Lloyd Burruss, 46-yard INT return	W, 48-17
9/16/84	L.A. Raiders	Eric Harris, 56-yard INT return	L, 20-22
12/9/84	Seattle	Gary Green, 42-yard INT return	W, 34-7
9/12/85	L.A. Raiders	Charles Jackson, 37-yard fumble recovery	W, 36-20
11/10/85	Pittsburgh	Durwood Roquemore, 42-yard INT return	L, 28-36
9/21/86	Houston	Lucious Smith, 58-yard INT return	W, 27-13
10/19/86	San Diego	Kevin Ross, 71-yard INT return	W, 42-41
12/7/86	Denver	Lloyd Burruss, 56-yard INT return	W, 37-10
10/29/87	@ Pittsburgh	Lloyd Burruss, 72-yard INT return	L, 17-23
11/8/87	Pittsburgh	Bill Maas, 4-yard fumble return	L, 16-17
11/6/88	@ Denver	Bill Maas, 6-yard fumble return	L, 11-17
11/19/89	@ Cleveland	Safety, Dino Hackett tackled Tony Dorsett	T, 10-10
9/23/90	@ Green Bay	Neil Smith, 3-yard fumble return	W, 17-3
10/14/90	Detroit	Stan Petry, 33-yard INT return	W, 43-24
11/11/90	Seattle	Safety, Bill Maas tackled Bob Gagliano	L, 17-16
10/31/91	Miami	Dan Saleaumua fumble recovery in end zone	W, 42-7
11/10/91	@ L.A. Rams	Chris Martin, 100-yard fumble return	W, 27-20
11/24/91	@ Cleveland	Derrick Thomas, 23-yard fumble return	L, 15-20
9/6/92	@ San Diego	Safety, Dan Saleaumua tackled Bernie Kozar	W, 24-10
9/13/92	Seattle	Kevin Ross, 99-yard INT return	W, 26-7
9/28/92	L.A. Raiders	Lonnie Marts, 36-yard INT return	W, 27-7
11/22/92	@ Seattle	Charles Mincy, 25-yard INT return	W, 24-14
12/13/92	New England	Neil Smith, 22-yard INT return	W, 27-20
12/27/92	Denver	Charles Mincy, 30-yard fumble return	W, 42-20
11/8/93	Green Bay	Charles Mincy, 32-yard INT return	W, 23-16
12/5/93	@ Seattle	Dale Carter, 36-yard INT return	W, 31-16
9/11/94	San Francisco	Derrick Thomas, fumble recovery in end zone	W, 24-17
12/24/94	@ L.A. Raiders	Dan Saleaumua, 16-yard fumble return	W, 19-9
9/17/95	Oakland	Derrick Thomas, 86-yard fumble return	W, 23-17 OT
11/19/95	Houston	Safety, Derrick Thomas tackled Steve Young	W, 20-13
12/3/95	@ Oakland	Mark Collins, 78-yard INT return	W, 29-23
12/17/95	Denver	Safety, team (penalty in end zone)	W, 20-17
9/8/96	Oakland	James Hasty, 64-yard INT return	W, 19-3
9/8/97	@ Oakland	Mark Collins, 34-yard fumble return	W, 28-27
9/21/97	@ Carolina	Brian Washington, 74-yard INT return	W, 35-14
11/9/97	@ Jacksonville	Vaughn Booker, 14-yard fumble return	L, 10-24
11/30/97	San Francisco	James Hasty, 80-yard fumble return	W, 44-9
12/14/97	@ San Diego	Safety, Dan Saleaumua tackled Barrett Robbins	W, 29-7
		Darren Anderson, 55-yard INT return	
		Mark McMillian, 62-yard INT return	
		Danan Hughes, 7-yard fumble return	
		Mark McMillian, 12-yard INT return	
		Safety, Joe Phillips tackled Terry Kirby	
		Mark McMillian, 87-yard INT return	

Date	Opponent	Defensive Score	Result
9/6/98	Oakland	Safety, Derrick Thomas sacked Todd Philcox	W, 28-8
12/26/98	@ Oakland	Safety, Derrick Thomas sacked Jeff George	W, 31-24
9/12/99	@ Chicago	Derrick Thomas, 44-yard fumble return	L, 17-20
10/21/99	@ Baltimore	Donnie Edwards, 79-yard fumble return	W, 35-8
		Reggie Tongue, 46-yard INT return	
		James Hasty, 56-yard INT return	
10/31/99	San Diego	Reggie Tongue, 7-yard fumble return	W, 34-0
11/28/99	@ Oakland	Cris Dishman, 47-yard INT return	W, 37-34
		Cris Dishman, 40-yard fumble return	
12/12/99	Minnesota	Eric Hicks, 44-yard fumble return	W, 31-28
12/18/99	Pittsburgh	Donnie Edwards, 28-yard INT return	W, 35-19
1/2/00	Oakland	James Hasty, 34-yard INT return	L, 38-41 OT
9/10/00	@ Tennessee	Donnie Edwards, 42-yard INT return	L, 14-17 OT
11/26/00	@ San Diego	Marvcus Patton, 24-yard INT return	L, 16-17
9/9/01	Oakland	Eric Warfield, 51-yard INT return	L, 24-27

**Notes:** The Chiefs are 81-23-2 (.774) in games when producing a defensive score (TD or safety).  
The Chiefs are 76-20-1 (.789) in games with a defensive TD and 10-3-1 (.714) in games with a safety on defense.

### ALL-TIME SPECIAL TEAMS SCORES

Date	Opponent	Special Teams Score	Result
12/11/60	Boston	Johnny Robinson, 62-yard punt return	W, 34-0
10/15/61	@ Buffalo	Abner Haynes, 88-yard kickoff return	L, 24-27
9/7/63	@ Denver	Dave Grayson, 99-yard kickoff return	W, 59-7
12/8/63	Denver	Duane Wood, 18-yard blocked punt return	W, 52-21
12/19/65	Denver	Willie Mitchell, 71-yard punt return	W, 45-35
11/20/66	Boston	Frank Pitts, 21-yard blocked punt return	T, 27-27
12/17/67	@ Denver	Noland Smith, 106-yard kickoff return	W, 38-24
9/15/68	N.Y. Jets	Noland Smith, 80-yard punt return	L, 19-20
11/17/68	Boston	Goldie Sellers, 76-yard punt return	W, 31-17
9/28/69	@ Cincinnati	Goldie Sellers, 20-yard return on fumbled kickoff	L, 19-24
10/12/69	Houston	George Daney, 5-yard return on fumbled punt attempt	W, 24-0
11/27/69	Denver	Bobby Bell, 53-yard kickoff return	W, 31-17
12/17/78	@ Seattle	Safety, Ed Beckman forces Herman Weaver out of EZ	L, 19-23
9/16/79	@ Houston	J.T. Smith, 55-yard punt return	L, 6-20
9/23/79	Oakland	J.T. Smith, 88-yard punt return	W, 35-7
11/23/80	@ St. Louis	J.T. Smith, 75-yard punt return	W, 21-13
12/21/80	@ Baltimore	J.T. Smith, 53-yard punt return	W, 38-28
9/19/82	San Diego	Dave Klug, blocked punt recovery in end zone	W, 19-12
9/7/86	Cincinnati	Deron Cherry, blocked punt recovery in end zone	W, 24-14
10/19/86	San Diego	Kevin Ross, 21-yard return on fumbled kickoff	W, 42-41
12/21/86	@ Pittsburgh	Deron Cherry, blocked punt recovery in end zone	W, 24-19
		Boyce Green, 97-yard kickoff return	
		Lloyd Burruss, 78-yard blocked field goal return	
9/13/87	San Diego	Paul Palmer, 95-yard kickoff return	W, 20-13
*10/4/87	@ L.A. Raiders	Bob Harris, 23-yard blocked punt return	L, 17-35
*10/18/87	Denver	Jitter Fields, 85-yard punt return	L, 17-26
12/6/87	@ Cincinnati	Kevin Ross, 65-yard blocked field goal return	L, 27-30 OT
12/27/87	Seattle	Paul Palmer, 92-yard kickoff return	W, 41-20
11/13/88	Cincinnati	Safety, Albert Lewis, blocked punt out of end zone	W, 31-28
10/22/89	Dallas	Safety, Rob McGovern blocked punt out of end zone	W, 36-28
11/26/89	Houston	Jayice Pearson, 1-yard blocked punt return	W, 34-0
9/30/90	Cleveland	Chris Martin, 19-yard blocked punt return	W, 34-0
		Kevin Ross, 13-yard blocked punt return	
9/6/92	@ San Diego	Dale Carter, 46-yard punt return	W, 24-10
11/22/92	@ Seattle	Dale Carter, 86-yard punt return	W, 24-14
12/19/92	@ N.Y. Giants	Tracy Rogers, blocked punt recovery in end zone	L, 21-35
1/2/94	Seattle	Albert Lewis, blocked punt recovery in end zone	W, 34-24
12/12/94	@ Miami	Jon Vaughn, 91-yard kickoff return	L, 28-45
9/3/95	@ Seattle	Tamarick Vanover, 99-yard kickoff return	W, 34-10
10/9/95	San Diego	Tamarick Vanover, 86-yard punt return	W, 29-26 OT
12/24/95	Seattle	Tamarick Vanover, 89-yard kickoff return	W, 26-3
10/27/96	@ Denver	Tamarick Vanover, 97-yard kickoff return	L, 7-34
9/14/97	Buffalo	Tamarick Vanover, 94-yard kickoff return	W, 22-16
11/23/97	@ Seattle	Safety, Team blocked punt out of end zone	W, 19-14
12/21/97	New Orleans	Tamarick Vanover, 82-yard punt return	W, 25-13
12/5/99	@ Denver	Tamarick Vanover, 80-yard punt return	W, 16-10
1/2/00	Oakland	Tamarick Vanover, 84-yard punt return	L, 38-41 OT
10/22/00	St. Louis	Mike Cloud, 6-yard blocked punt return	W, 54-34
10/14/01	Pittsburgh	Safety, Mikhael Ricks blocked punt out of end zone	L, 17-20

\*Replacement Game

**Notes:** The Chiefs are 32-13-1 (.707) in games when producing a special teams score (TD or safety), 29-11-1 (.720) with a special teams touchdown and 3-2-0 (.600) with a special teams safety.

## ALL-TIME TWO-POINT CONVERSIONS

Date	Opponent	Two-Point Play	Result
11/24/60	@ N.Y. Titans	Curley Johnson pass from Hunter Enis	L, 35-41
9/24/61	@ Oakland	Jack Spikes run	W, 42-35
10/1/61	Houston	Bo Dickinson pass from Randy Duncan	W, 26-21
11/26/61	Oakland	Bo Dickinson pass from Randy Duncan	W, 43-11
9/22/63	@ Buffalo	Chris Burford pass from Len Dawson	T, 27-27
12/13/64	@ San Diego	Curtis McClinton pass from Len Dawson	W, 49-6
10/24/65	@ Houston	Jerrel Wilson pass from Len Dawson	L, 36-38
		Pete Beathard run	
12/12/65	@ Buffalo	Reg Carolan pass from Len Dawson	
9/18/66	@ Oakland	Fred Arbanas pass from Len Dawson	W, 32-10
11/13/66	Miami	Jerrel Wilson pass from Len Dawson	W, 34-16
9/9/67	@ Houston	Reg Carolan pass from Len Dawson	W, 25-20
11/5/67	N.Y. Jets	Curtis McClinton pass from Len Dawson	W, 42-18
9/11/94	San Francisco	J.J. Birden pass from Joe Montana	W, 24-17
10/23/94	Seattle	Marcus Allen run	W, 38-23
12/4/94	Denver	Willie Davis pass from Steve Bono	L, 17-20 OT
10/26/97	@ St. Louis	Tamarick Vanover pass from Elvis Grbac	W, 28-20
		Tony Gonzalez pass from Elvis Grbac	
10/14/01	Pittsburgh	Tony Gonzalez pass from Trent Green	L, 17-20
10/25/01	Indianapolis	Trent Green run	L, 28-35
1/6/02	@ Seattle	Eddie Kennison pass from Trent Green	L, 18-21

**Notes:** Two-point conversion rule used in AFL from '60-69 and instituted by NFL in '94. The Chiefs are 11-3-1 (.733) in games with a two-point conversion.

### Year-by-Year Two-Point Conversions-Attempts

1960 . . . . . 1-2	1965 . . . . . 3-3	1994 . . . . . 3-4	1999 . . . . . 0-2
1961 . . . . . 3-4	1966 . . . . . 2-3	1995 . . . . . 0-3	2000 . . . . . 0-4
1962 . . . . . 0-1	1967 . . . . . 2-3	1996 . . . . . 0-1	2001 . . . . . 3-6
1963 . . . . . 1-2	1968 . . . . . 0-0	1997 . . . . . 2-6	
1964 . . . . . 1-3	1969 . . . . . 0-2	1998 . . . . . 0-1	

## TRIPLE THREAT CHIEFS

(Seven players in Chiefs history have scored a touchdown at least three different ways)

Player	5 Different Touchdown Plays	Total TDs
Johnny Robinson	9 receiving, 6 rushing, 1 FR, 1 PR, 1 INT	18
	<b>4 Different Touchdown Plays</b>	
Abner Haynes	39 rushing, 17 receiving, 1, KOR, 1 fumble recovery	58
Kevin Ross	2 INTs, 2 blocked FG returns, 1 FR, 1 blocked punt	7
	<b>3 Different Touchdown Plays</b>	
Bobby Bell	6 INTs, 2 FRs, 1 KOR	9
Dale Carter	2 PRs, 1 INT, 1 receiving	4
Paul Palmer	4 receiving, 2 rushing, 2 KORs	8
Tamarick Vanover	4 PRs, 4 KORs, 3 receiving	11

(Four players in Chiefs history have a rushing and a receiving TD and have also thrown a TD pass)

Player	Rushing	Receiving	Passing	Total TDs Responsible For
Marcus Allen	44	21	2	67
Bert Coan	15	4	1	20
Mike Garrett	24	7	1	32
Curtis McClinton	18	14	1	33

**Key:** FR - Fumble return; INT - Interception return; KOR - Kickoff return; PR - Punt return

## ALL-TIME SHUTOUTS

Date	Opponent	Score
9/25/60	L.A. Chargers	17-0
12/4/60	Houston	24-0
12/11/60	Boston	34-0
12/22/63	N.Y. Jets	48-0
9/24/67	@ Miami	24-0
10/8/67	Miami	41-0
9/21/69	@ Boston	31-0
10/12/69	Houston	24-0
12/6/70	Denver	16-0
11/4/73	@ San Diego	19-0
11/26/78	San Diego	23-0
9/2/79	Baltimore	14-0
10/11/81	Oakland	27-0
11/26/89	Houston	34-0
9/30/90	Cleveland	34-0
12/7/97	Oakland	30-0
10/31/99	San Diego	34-0

## ALL-TIME OPPONENT SHUTOUTS

Date	Opponent	Score
12/1/63	@ N.Y. Jets	0-17
11/17/76	Pittsburgh	0-45
12/16/79	@ Tampa Bay	0-3
9/23/84	@ Denver	0-21
11/4/84	@ Seattle	0-45
9/22/85	@ Miami	0-31
10/20/85	@ L.A. Rams	0-16
#10/11/87	@ Miami	0-42
9/12/93	@ Houston	0-30
9/25/94	L.A. Rams	0-16

**Notes:** The Chiefs have produced 17 all-time shutouts, including 14 at home and seven at Arrowhead Stadium. Kansas City has been shutout at home only twice.

# Replacement Game

# YEAR-BY-YEAR LEADERS

## RUSHING

Year	Player	No.	Yds.	Avg.	LG	TD	Year	Player	No.	Yds.	Avg.	LG	TD
1960*	Abner Haynes	156	875	5.6	67	9	1981	Joe Delaney	234	1121	4.8	82	3
1961	Abner Haynes	179	841	4.7	59	9	1982	Joe Delaney	95	380	4.0	36	0
1962	Abner Haynes	221	1049	4.8	71	13	1983	Billy Jackson	152	499	3.3	19	2
1963	Curtis McClinton	142	568	4.8	36	3	1984	Herman Heard	165	684	4.1	69	4
1964	Abner Haynes	137	713	5.2	80	4	1985	Herman Heard	164	595	3.6	33	4
1965	Curtis McClinton	175	661	3.8	48	6	1986	Mike Pruitt	139	448	3.2	16	2
1966	Mike Garrett	147	801	5.4	77	6	1987	Christian Okoye	157	660	4.2	43	3
1967	Mike Garrett	236	1087	4.6	58	9	1988	Christian Okoye	105	473	4.5	48	3
1968	Robert Holmes	174	866	5.0	76	7	1989*	Christian Okoye	370	1480	4.0	59	12
1969	Mike Garrett	168	732	4.4	34	6	1990	Barry Word	204	1015	5.0	53	4
1970	Ed Podolak	168	749	4.5	65	3	1991	Christian Okoye	225	1031	4.6	48	9
1971	Ed Podolak	184	708	3.8	25	9	1992	Barry Word	163	607	3.7	44	4
1972	Ed Podolak	171	615	3.6	28	4	1993	Marcus Allen	206	764	3.7	39	12
1973	Ed Podolak	211	721	3.4	25	3	1994	Marcus Allen	189	709	3.8	36	7
1974	Woody Green	135	509	3.8	43	3	1995	Marcus Allen	207	890	4.3	38	5
1975	Woody Green	167	611	3.7	42	5	1996	Marcus Allen	206	830	4.0	35	9
1976	MacArthur Lane	162	542	3.3	20	5	1997	Greg Hill	157	550	3.5	38	0
1977	Ed Podolak	133	550	4.1	41	5	1998	Donnell Bennett	148	527	3.6	26	5
1978	Tony Reed	206	1053	5.1	62	6	1999	Donnell Bennett	161	627	3.9	44	8
1979	Ted McKnight	153	755	4.9	84	8	2000	Tony Richardson	147	697	4.7	33	3
1980	Ted McKnight	206	693	3.4	25	3	2001	Priest Holmes	327	1555	4.8	41	8

## PASSING

Year	Player	Att.-Comp.	Yds.	Pct.	TD	INT	Rate	Year	Player	Att.-Comp.	Yds.	Pct.	TD	INT	Rate
1960	Cotton Davidson	379-179	2474	472	15	16	64.5	1981	Bill Kenney	274-147	1983	536	9	16	63.8
1961	Cotton Davidson	330-151	2445	458	17	23	59.3	1982	Bill Kenney	169-95	1192	562	7	6	77.0
1962*	Len Dawson	310-189	2759	610	29	17	98.4	1983	Bill Kenney	603-346	4348	574	24	18	80.8
1963	Len Dawson	352-190	1389	540	26	19	77.6	1984	Bill Kenney	282-151	2098	535	15	10	80.7
1964*	Len Dawson	354-199	2879	562	30	18	89.9	1985	Bill Kenney	338-181	2536	536	17	9	83.6
1965	Len Dawson	305-163	2262	534	21	14	81.3	1986	Bill Kenney	308-161	1922	523	13	11	70.8
1966*	Len Dawson	284-159	2527	560	26	10	101.9	1987	Bill Kenney	273-154	2107	564	15	9	85.8
1967	Len Dawson	357-206	2651	577	24	17	83.5	1988	Steve DeBerg	414-224	2935	541	16	16	73.5
1968*	Len Dawson	224-131	2109	585	17	9	98.8	1989	Steve DeBerg	324-196	2529	605	11	16	75.8
1969	Len Dawson	166-98	1323	590	9	13	70.0	1990	Steve DeBerg	444-258	3444	581	23	4	96.3
1970	Len Dawson	262-141	1876	538	13	14	71.3	1991	Steve DeBerg	434-256	2965	590	17	14	79.3
1971	Len Dawson	301-167	2504	552	15	13	81.8	1992	Dave Krieg	413-230	3115	557	15	12	79.9
1972	Len Dawson	305-175	1835	574	13	12	73.1	1993	Joe Montana	298-181	2144	607	13	7	87.4
1973	Mike Livingston	145-75	916	517	6	7	65.2	1994	Joe Montana	493-299	3283	606	16	9	83.6
1974	Len Dawson	235-138	1573	587	7	13	66.0	1995	Steve Bono	520-293	3121	563	21	10	79.5
1975	Len Dawson	140-93	1095	664	5	4	89.9	1996	Steve Bono	438-235	2572	537	12	13	68.0
1976	Mike Livingston	338-189	2682	559	12	13	77.9	1997	Elvis Grbac	314-179	1943	570	11	6	79.1
1977	Mike Livingston	282-143	1823	507	15	9	59.8	1998	Rich Gannon	352-206	2305	582	10	6	80.1
1978	Mike Livingston	290-159	1573	548	5	13	57.3	1999	Elvis Grbac	499-294	3389	589	22	15	81.7
1979	Steve Fuller	270-146	1484	541	6	14	55.8	2000	Elvis Grbac	547-342	4169	596	28	14	89.9
1980	Steve Fuller	320-193	2250	603	10	12	76.1	2001	Trent Green	523-296	3783	566	17	24	71.1

## PASS RECEIVING

Year	Player	No.	Yds.	Avg.	LG	TD	Year	Player	No.	Yds.	Avg.	LG	TD
1960	Abner Haynes	55	576	10.5	34	3	1981	J. T. Smith	63	852	13.5	42	2
1961	Chris Burford	51	850	16.7	54	5	1982	Henry Marshall	40	549	13.7	44	3
1962	Chris Burford	45	645	14.4	49	12	1983	Carlos Carson	80	1351	16.9	50	7
1963	Chris Burford	68	824	12.1	69	9	1984	Henry Marshall	62	912	14.7	37	4
1964	Frank Jackson	62	943	15.2	72	9	1985	Carlos Carson	47	843	17.9	34	4
1965	Chris Burford	47	575	12.2	57	6	1986	Stephone Paige	52	829	15.9	51	11
1966	Otis Taylor	58	1297	22.4	89	8	1987	Carlos Carson	55	1044	19.0	81	7
1967	Otis Taylor	59	958	16.2	71	11	1988	Stephone Paige	61	902	14.8	49	7
1968	Mike Garrett	33	359	10.9	43	3	1989	Stephone Paige	44	759	17.3	50	2
1969	Mike Garrett	43	432	10.0	41	2	1990	Stephone Paige	65	1021	15.7	86	5
1970	Otis Taylor	34	618	18.2	59	3	1991	Robb Thomas	43	495	11.5	39	1
1971	Otis Taylor	57	1110	19.5	82	7	1992	Todd McNair	44	380	8.6	36	1
1972	Otis Taylor	57	821	14.4	44	6	1993	Wille Davis	52	909	17.5	66	7
1973	Ed Podolak	55	445	8.1	25	0	1994	Kimble Anders	67	525	7.8	30	1
1974	Ed Podolak	43	306	7.1	26	1	1995	Kimble Anders	55	349	6.3	28	1
1975	Ed Podolak	37	332	9.0	21	2	1996	Kimble Anders	60	529	8.8	45	2
1976*	MacArthur Lane	66	686	10.4	44	1	1997	Andre Rison	72	1092	15.2	45	7
1977	Walter White	48	674	14.0	48	5	1998	Kimble Anders	64	462	7.2	29	2
1978	Tony Reed	48	483	10.1	44	1	1999	Tony Gonzalez	76	849	11.2	73	11
1979	Ted McKnight	38	226	6.0	24	0	2000	Tony Gonzalez	93	1203	12.9	39	9
1980	Henry Marshall	47	799	17.0	75	6	2001	Tony Gonzalez	73	917	12.6	36	6

## INTERCEPTIONS

Year	Player	No.	Yds.	Avg.	TD	Year	Player	No.	Yds.	Avg.	TD
1960	David Webster	6	156	26.0	2	1981	Eric Harris	7	109	15.6	0
1961	David Webster	5	50	10.0	0	1982	Eric Harris	3	66	22.0	1
1962	Bobby Hunt	8	101	12.7	0		Gary Barbaro	3	48	16.0	1
1963	Bobby Hunt	6	228	38.0	0	1983	Deron Cherry	7	100	14.3	0
1964	Bobby Hunt	7	133	19.0	1	1984	Deron Cherry	7	140	20.0	0
1965	Fred Williamson	7	89	12.7	0	1985	Albert Lewis	8	59	7.4	0
1966*	Johnny Robinson	10	136	13.6	1	1986*	Deron Cherry	9	150	16.7	0
	Bobby Hunt	10	113	11.3	0	1987	Deron Cherry	3	58	19.3	0
1967	Fletcher Smith	6	150	25.0	0		Kevin Ross	3	40	13.3	0
1968	Johnny Robinson	6	40	6.7	0	1988	Deron Cherry	7	51	7.3	0
1969*	Emmitt Thomas	9	147	18.4	1	1989	Albert Lewis	4	37	9.3	0
1970*	Johnny Robinson	10	155	15.5	0		Kevin Ross	4	29	7.3	0
1971	Emmitt Thomas	8	145	18.1	1	1990	Kevin Ross	5	97	19.4	0
1972*	Mike Sensibaugh	8	65	8.1	0	1991	Deron Cherry	4	31	7.8	0
1973	Emmitt Thomas	3	65	21.6	0	1992	Dale Carter	7	65	9.3	1
	Mike Sensibaugh	3	58	19.3	0	1993	Albert Lewis	6	61	10.2	0
	Willie Lanier	3	47	16.6	1	1994	Charles Mincy	3	49	16.3	0
	Jim Kearney	3	30	10.0	0	1995	Dale Carter	4	45	11.3	0
1974*	Emmitt Thomas	12	214	18.8	2	1996	Mark Collins	6	45	7.5	0
1975	Emmitt Thomas	6	119	19.8	0	1997*	Mark McMillian	8	274	34.3	3
1976	Kerry Reardon	5	26	5.2	0	1998	James Hasty	4	42	10.5	0
1977	Gary Barbaro	8	165	20.6	1	1999	James Hasty	7	98	14.0	2
1978	Tim Gray	6	118	19.7	0	2000	James Hasty	4	53	13.3	0
1979	Gary Barbaro	7	142	20.3	1	2001	Eric Warfield	4	61	15.3	1
1980	Gary Barbaro	10	163	16.3	0						

## SACKS

Year	Player	Sacks/Yds	Year	Player	Sacks/Yds	Year	Player	Sacks/Yds
1974	Marvin Upshaw	9.5/49.0	1984	Art Still	14.5/86.0	1993*	Neil Smith	15.0/127.0
1975	Wilbur Young	9.5/73.0	1985	Bill Maas	7.0/51.0	1994	Neil Smith	11.5/89.0
1976	Lawrence Estes	5.0/52.0	1986	Art Still	10.5/77.0	1995	Neil Smith	12.0/82.0
1977	Wilbur Young	5.5/51.5	1987	Mike Bell	6.5/44.0	1996	Derrick Thomas	13.0/109.0
1978	Art Still	8.5/59.0	1988	Bill Maas	4.0/34.0	1997	Dan Williams	10.5/57.5
1979	Art Still	8.5/63.5	1989	Derrick Thomas	10.0/95.5	1998	Derrick Thomas	12.0/79.0
1980	Art Still	14.5/115.0	1990*	Derrick Thomas	20.0/150.0	1999	Derrick Thomas	7.0/65.0
1981	Ken Kremer	8.0/57.5	1991	Derrick Thomas	13.5/112.0	2000	Eric Hicks	14.0/73.0
1982	Art Still	3.5/30.5	1992	Neil Smith	14.5/114.5	2001	Duane Clemons	7.0/68.5
1983	Mike Bell	10.0/62.0		Derrick Thomas	14.5/113.0			

NOTE: Sacks became recognized as an official NFL statistic in 1982. The Chiefs began recording sacks in 1974.

## TACKLES

Year	Player	Tackles	Year	Player	Tackles	Year	Player	Tackles
1977	Willie Lanier	132 (88 solo)	1985	Deron Cherry	134 (85 solo)	1994	Tracy Simien	99 (65 solo)
1978	Gary Spani	144 (102 solo)	1986	Dino Hackett	140 (78 solo)	1995	Tracy Simien	106 (75 solo)
1979	Gary Spani	157 (115 solo)	1987	Dino Hackett	103 (74 solo)	1996	Mark Collins	119 (94 solo)
1980	Gary Spani	149 (96 solo)	1988	Deron Cherry	151 (90 solo)	1997	Reggie Tongue	142 (91 solo)
1981	Gary Spani	153 (104 solo)	1989	Deron Cherry	87 (45 solo)	1998	Donnie Edwards	151 (97 solo)
1982	Art Still	68 (44 solo)	1990	Dino Hackett	95 (53 solo)	1999	Donnie Edwards	143 (105 solo)
1983	Jerry Blanton	136 (83 solo)	1991	Deron Cherry	116 (59 solo)	2000	Donnie Edwards	151 (119 solo)
1984	Art Still	131 (107 solo)	1992	Tracy Simien	97 (56 solo)	2001	Donnie Edwards	147 (112 solo)
			1993	Tracy Simien	105 (68 solo)			

NOTE: The Chiefs began recording tackle totals in 1977.

## SPECIAL TEAMS TACKLES

Year	Player	Tackles	Year	Player	Tackles	Year	Player	Tackles
1982	Al Steinfeld	18 (13 solo)	1990	Todd McNair	27 (22 solo)	1995	Greg Manuskay	23 (18 solo)
1983	Albert Lewis	27 (23 solo)	1991	Tim Barnett	15 (12 solo)		Tracy Rogers	23 (15 solo)
1984	Ken Jolly	28 (19 solo)	1992	Bennie Thompson	27 (20 solo)	1996	Greg Manuskay	26 (20 solo)
1985	Walt Arnold	20 (12 solo)	1993	Fred Jones	14 (14 solo)	1997	Greg Manuskay	25 (20 solo)
1986	Sherman Cocroft	22 (21 solo)		Todd McNair	14 (11 solo)	1998	Greg Manuskay	23 (14 solo)
1987	Tim Coffield	19 (10 solo)		Bennie Thompson	14 (11 solo)	1999	Greg Manuskay	27 (19 solo)
1988	Angalo Snipes	26 (17 solo)	1994	Greg Manuskay	23 (22 solo)	2000	Mike Maslowski	25 (20 solo)
1989	Rob McGovern	24 (18 solo)		Monty Grow	23 (21 solo)	2001	Gary Stills	18 (14 solo)

NOTE: The Chiefs began recording special teams tackle totals in 1982.

## PUNTING

Year	Player	No.	Yds.	Avg.	In 20	LG	Year	Player	No.	Yds.	Avg.	In 20	LG
1960	Cotton Davidson	58	2287	39.4	—	—	1972*	Jerrel Wilson	66	2960	44.8	—	69
1961	Cotton Davidson	51	2479	40.6	—	62	1973*	Jerrel Wilson	80	3942	45.5	—	68
1962	Eddie Wilson	47	1691	36.0	—	52	1974	Jerrel Wilson	83	3462	41.7	—	64
1963	Jerrel Wilson	77	3292	42.7	—	70	1975	Jerrel Wilson	54	2233	41.4	—	64
1964	Jerrel Wilson	60	2628	43.8	—	72	1976	Jerrel Wilson	65	2729	42.0	15	62
1965*	Jerrel Wilson	68	3132	46.1	—	64	1977	Jerrel Wilson	85	3394	39.9	11	59
1966	Jerrel Wilson	61	2715	44.5	—	69	1978	Zanon Andrusyshyn	79	3247	41.1	18	61
1967	Jerrel Wilson	41	1739	42.4	—	59	1979*	Bob Grupp	89	3883	43.6	23	74
1968*	Jerrel Wilson	63	2841	45.1	—	70	1980	Bob Grupp	84	3317	39.5	23	57
1969	Jerrel Wilson	68	3022	44.4	—	62	1981	Bob Grupp	41	1556	38.0	5	57
1970	Jerrel Wilson	76	3415	44.9	—	68	1982	Jeff Gossett	33	1366	41.4	6	56
1971	Jerrel Wilson	64	2865	44.8	—	68	1983	Jim Arnold	93	3710	39.9	21	64

## PUNTING

Year	Player	No.	Yds.	Avg.	In 20	LG	Year	Player	No.	Yds.	Avg.	In 20	LG
1984	Jim Arnold	98	4397	44.9	22	63	1993	Bryan Barker	76	3240	42.6	19	59
1985	Jim Arnold	93	3827	41.2	15	62	1994	Louie Aguiar	85	3582	42.1	15	61
1986	Lewis Colbert	99	4033	40.7	23	56	1995	Louie Aguiar	91	3990	43.8	29	65
1987	Kelly Goodburn	59	2412	40.9	13	55	1996	Louie Aguiar	88	3667	41.7	25	68
1988	Kelly Goodburn	76	3059	40.3	10	59	1997	Louie Aguiar	82	3465	42.3	28	65
1989	Kelly Goodburn	67	2688	40.1	25	54	1998	Louie Aguiar	75	3226	43.0	20	59
1990	Bryan Barker	64	2479	38.7	16	56	1999	Daniel Pope	101	4218	41.8	20	64
1991	Bryan Barker	57	2303	40.4	11	57	2000	Todd Sauerbrun	82	3656	44.6	28	68
1992	Bryan Barker	75	3245	43.3	16	65	2001	Dan Stryzinski	73	2976	40.8	27	76

## PUNT RETURNS

Year	Player	No.	Yds.	Avg.	LG	TD	Year	Player	No.	Yds.	Avg.	LG	TD
1960	Abner Haynes	14	215	15.4	46	0	1981	J.T. Smith	50	528	10.6	62	0
1961	Abner Haynes	19	196	10.3	44	0	1982	Anthony Hancock	12	103	8.6	30	0
1962	Frank Jackson	11	117	10.6	29	0	1983	J.T. Smith	26	210	8.1	19	0
1963	Frank Jackson	11	95	8.6	17	0	1984	J.T. Smith	39	332	8.5	27	0
1964	Willie Mitchell	18	167	9.3	36	0	1985	Garcia Lane	43	381	8.9	57	0
1965	Willie Mitchell	19	242	12.7	71	1	1986	Jeff Smith	29	245	8.4	48	0
1966	Mike Garrett	17	139	8.2	79	1	1987	Michael Clemons	19	162	8.5	44	0
1967	Noland Smith	26	212	8.2	59	0	1988	Klirrick Taylor	29	187	6.4	16	0
1968*	Noland Smith	18	270	15.0	80	1	1989	Pete Mandley	19	151	7.9	19	0
1969	Noland Smith	9	107	11.9	80	0	1990	Naz Worthen	25	180	7.2	37	0
1970*	Ed Podolak	23	311	13.5	60	0	1991	Troy Stradford	22	150	6.8	18	0
1971	Ed Podolak	13	84	6.5	23	0	1992	Dale Carter	38	398	10.5	86	2
1972	Larry Marshall	18	103	5.7	29	0	1993	Dale Carter	27	247	9.1	30	0
1973	Larry Marshall	29	180	6.2	31	0	1994	Danan Hughes	27	192	7.1	43	0
1974	Ed Podolak	15	134	8.9	54	0	1995	Tamarick Vanover	51	540	10.6	86	1
1975	Charlie Thomas	12	112	9.3	34	0	1996	Tamarick Vanover	17	116	6.8	24	0
1976	Larry Brunson	31	387	12.5	48	0	1997	Tamarick Vanover	35	383	10.9	82	1
1977	Gary Green	14	115	8.2	18	0	1998	Tamarick Vanover	27	264	9.8	37	0
1978	Eddie Payton	32	364	11.4	39	0	1999	Tamarick Vanover	51	627	12.3	80	2
1979	J.T. Smith	58	612	10.6	88	2	2000	Kevin Lockett	26	208	8.0	26	0
1980*	J.T. Smith	40	581	14.5	75	2	2001	Dante Hall	32	235	7.3	26	0

## KICKOFF RETURNS

Year	Player	No.	Yds.	Avg.	LG	TD	Year	Player	No.	Yds.	Avg.	LG	TD
1960	Abner Haynes	19	434	22.8	82	0	1981	James Murphy	20	457	22.9	66	0
1961*	Dave Grayson	16	453	28.3	73	0	1982	Anthony Hancock	27	609	22.6	68	0
1962	Dave Grayson	18	535	29.7	59	0	1983	Theotis Brown	15	301	20.1	46	0
1963	Dave Grayson	20	564	28.2	99	1	1984	J.T. Smith	19	391	20.6	39	0
1964	Dave Grayson	30	679	22.6	—	0	1985	Jeff Smith	33	654	19.8	39	0
1965	Bert Coan	19	479	25.2	52	0	1986	Boyce Green	10	254	25.4	97	1
1966	Emmitt Thomas	29	673	23.2	63	0	1987*	Paul Palmer	38	923	24.3	95	2
1967	Noland Smith	41	1148	28.0	106	1	1988	Kenny Gamble	15	291	19.4	31	0
1968	Noland Smith	23	549	23.9	37	0	1989	Danny Copeland	26	466	17.9	36	0
1969	Warren McVea	13	318	24.5	40	0	1990	Todd McNair	14	227	16.2	23	0
1970	Robert Holmes	19	535	28.2	48	0	1991	Harvey Williams	24	524	21.8	76	0
1971	Kerry Heardon	12	308	25.7	41	0	1992	Harvey Williams	21	405	19.3	37	0
1972	Larry Marshall	23	651	28.3	48	0	1993	Danan Hughes	14	266	19.0	30	0
1973	Larry Marshall	14	391	27.9	38	0	1994	Ron Dickerson	21	472	22.5	62	0
1974	Bill Thomas	25	571	22.8	33	0	1995	Tamarick Vanover	43	1095	25.5	99	2
1975	Peggie Craig	10	247	24.7	63	0	1996*	Tamarick Vanover	33	854	25.9	97	1
1976	Lawrence Williams	25	688	27.6	64	0	1997	Tamarick Vanover	51	1308	25.6	94	1
1977	Ted McKnight	12	305	25.4	70	0	1998	Tamarick Vanover	41	956	23.3	62	0
1978	Eddie Payton	30	775	25.8	66	0	1999	Tamarick Vanover	44	886	20.1	29	0
1979	Horace Belton	22	463	21.0	52	0	2000	Mike Cloud	36	779	21.6	38	0
1980	Carlos Carson	40	917	22.9	47	0	2001	Dante Hall	43	969	22.5	71	0

## LEADING SCORER

Year	Player	TD	PAT	FG	Points	Year	Player	TD	PAT	FG	Points
1960	Jack Spikes	5	34	13	103	1981	Nick Lowery	0	37	26	115
1961	Jack Spikes	5	10	4	54	1982	Nick Lowery	0	17	19	74
1962	Abner Haynes	19	0	0	114	1983	Nick Lowery	0	44	24	116
1963	Chris Burford	9	1#	0	56	1984	Nick Lowery	0	35	23	104
1964	Tommy Brooker	0	46	8	70	1985	Nick Lowery	0	35	24	107
1965	Tommy Brooker	0	37	13	76	1986	Nick Lowery	0	43	19	100
1966	Mike Mercer	0	35	20	93	1987	Nick Lowery	0	26	19	83
1967	Jan Stenerud	0	45	21	108	1988	Nick Lowery	0	23	27	104
1968	Jan Stenerud	0	39	30	129	1989	Nick Lowery	0	34	24	106
1969	Jan Stenerud	0	38	27	119	1990*	Nick Lowery	0	37	34	139
1970	Jan Stenerud	0	26	30	116	1991	Nick Lowery	0	35	25	110
1971	Jan Stenerud	0	32	26	110	1992	Nick Lowery	0	39	22	105
1972	Jan Stenerud	0	32	21	95	1993	Nick Lowery	0	37	23	106
1973	Jan Stenerud	0	21	24	93	1994	Lin Elliott	0	30	25	105
1974	Jan Stenerud	0	24	17	75	1995	Lin Elliott	0	34	24	106
1975	Jan Stenerud	0	30	22	96	1996	Pete Stoyanovich	0	34	17	85
1976	Jan Stenerud	0	27	21	90	1997	Pete Stoyanovich	0	35	26	113
1977	Jan Stenerud	0	27	8	51	1998	Pete Stoyanovich	0	34	27	115
1978	Jan Stenerud	0	25	20	85	1999	Pete Stoyanovich	0	45	21	108
1979	Jan Stenerud	0	23	12	64	2000	Todd Peterson	0	25	15	70
1980	Nick Lowery	0	37	20	97	2001	Todd Peterson	0	27	27	108

## LEADING NON-KICK SCORER

Year	Player	Rush TD	Rec TD	Ret TD	Points	Year	Player	Rush TD	Rec TD	Ret TD	Points
1960	Abner Haynes	9	3	0	72	1981	Billy Jackson	10	1	0	66
1961	Abner Haynes	9	3	1	78	1982	Billy Jackson	3	0	0	18
1962	Abner Haynes	13	6	0	114		Henry Marshall	0	3	0	18
1963	Chris Burford	0	9	0	56*	1983	Theotis Brown	8	2	0	60
1964	Frank Jackson	0	9	0	54	1984	6 Players Tied	-	-	-	24
1965	Curtis McClinton	6	3	0	54	1985	Stephone Paige	0	10	0	60
1966	Bert Coan	7	2	0	54	1986	Stephone Paige	0	11	0	66
	Curtis McClinton	4	5	0	54	1987	Carlos Carson	0	7	0	42
1967	Otis Taylor	1	11	0	72	1988	Stephone Paige	0	7	0	42
1968	Robert Holmes	7	0	0	42	1989	Christian Okoye	12	0	0	72
1969	Mike Garrett	6	2	0	48	1990	Christian Okoye	7	0	0	42
1970	Wendell Hayes	5	0	0	30	1991	Christian Okoye	9	0	0	54
1971	Ed Podolak	9	0	0	54	1992	Christian Okoye	6	0	0	36
1972	Otis Taylor	0	6	0	36	1993*	Marcus Allen	12	3	0	90
	Ed Podolak	4	2	0	36	1994	Marcus Allen	7	0	0	44#
1973	Otis Taylor	0	4	0	24	1995	Marcus Allen	5	0	0	30
1974	Woody Green	3	1	0	24		Steve Bono	5	0	0	30
1975	Woody Green	5	1	0	36		Willie Davis	0	5	0	30
1976	Water White	0	7	0	42		Tamarick Vanover	0	2	3	30
1977	Ed Podolak	5	0	0	30	1996	Marcus Allen	9	0	0	54
	Walter White	0	5	0	30	1997	Marcus Allen	11	0	0	66
1978	Arnold Morgado	7	0	0	42	1998	Bam Morris	8	0	0	48
	Tony Reed	6	1	0	42	1999	Tony Gonzalez	0	11	0	66
1979	Ted McKnight	8	0	0	48	2000	Derrick Alexander	0	10	0	60
1980	Henry Marshall	0	6	0	36	2001	Priest Holmes	8	2	0	60

#Includes two-point conversion \*AFL/AFC Leader

## OFFENSE YEAR-BY-YEAR

Year	Total Plays	First Downs	Rush Yards	Pass Yards	Total Yards	Total Points	Year	Total Plays	First Downs	Rush Yards	Pass Yards	Total Yards	Total Points
1960	918	255	1814	2831	4645	362	1981	1057	315	2633	2640	5273	343
1961	839	234	2183	2576	4759	334	1982*	573	163	943	1555	2498	176
1962	840	259	2407	2455	4862	389	1983	1074	314	1254	4341	5595	366
1963	872	250	1697	2651	4348	347	1984	1034	295	1527	3568	5095	314
1964	871	244	1839	2871	4710	366	1985	982	258	1486	3391	4877	317
1965	833	228	1736	2654	4290	322	1986	1003	264	1468	2750	4216	358
1966	846	286	2274	2840	5114	448	1987#	899	265	1799	2619	4418	273
1967	872	251	2018	2472	4490	408	1988	1019	289	1713	3131	4844	254
1968	831	223	2227	2276	4503	371	1989	1017	304	2227	3036	5265	318
1969	899	258	2220	2387	4607	359	1990	975	280	1948	3267	5215	369
1970	770	183	1858	1719	3577	272	1991	1021	322	2217	3104	5321	322
1971	836	240	1843	2347	4190	302	1992	907	246	1532	2792	4324	348
1972	894	245	1915	2041	3956	287	1993	970	300	1655	3180	4835	328
1973	863	208	1793	1743	3536	231	1994	1098	322	1732	3960	5692	319
1974	901	224	1720	2108	3828	233	1995	1059	295	2222	3020	5242	358
1975	933	261	1847	2360	4207	282	1996	1045	312	2009	2690	4899	297
1976	959	275	1873	2929	4804	290	1997	1054	315	2171	2893	5064	375
1977	878	228	1843	2093	3936	225	1998	1012	289	1548	3260	4808	327
1978	1054	287	2986	1834	4820	243	1999	1049	292	2082	3239	5321	390
1979	972	241	2316	1660	3976	238	2000	999	321	1465	4149	5614	355
1980	1009	270	1873	2448	4321	319	2001	1015	324	2008	3665	5673	320

## DEFENSE YEAR-BY-YEAR

Year	Total Plays	First Downs	Rush Yards	Pass Yards	Total Yards	Total Points	Year	Total Plays	First Downs	Rush Yards	Pass Yards	Total Yards	Total Points
1960	924	253	980	3002	3982	253	1984	1159	335	1982	3645	5625	324
1961	844	248	1525	3077	4602	343	1985	1126	336	2169	3489	5658	360
1962	848	239	1520	2701	3951	233	1986	1098	310	1739	3195	4934	326
1963	856	228	1558	2629	4187	263	1987#	1045	344	2333	3306	5639	388
1964	856	204	1315	2620	3935	306	1988	1042	318	2592	2434	5026	320
1965	847	200	1366	2457	3749	276	1989	952	253	1766	2527	4293	253
1966	873	222	1356	2514	3970	276	1990	945	268	1640	3241	4881	257
1967	843	221	1408	2536	3944	254	1991	927	275	1770	3228	4998	252
1968	900	215	1266	2823	4089	170	1992	949	256	1767	2537	4324	282
1969	808	181	1091	2072	3163	177	1993	1013	300	1620	3151	4771	291
1970	851	226	1657	2010	3667	244	1994	989	289	1734	3266	5000	296
1971	813	223	1337	2506	3770	208	1995	1047	289	1327	3222	4549	241
1972	853	227	1805	2222	4027	254	1996	1008	296	1666	3538	5204	300
1973	856	209	1956	1619	3575	192	1997	974	278	1621	3259	4880	232
1974	936	267	1801	2863	4664	293	1998	1010	321	1869	2985	4654	363
1975	915	289	2712	2512	5224	341	1999	1033	281	1557	3482	5039	322
1976	899	309	2851	2496	5359	376	2000	1041	330	1809	3417	5280	354
1977	992	304	2971	2022	4993	349	2001	1003	296	2140	3164	5304	344
1978	995	284	2389	2582	4971	327							
1979	1088	297	1847	3124	4971	262							
1980	1096	328	2206	3109	5315	338							
1981	1102	316	1747	3626	5373	290							
1982*	556	170	1066	1667	2733	184							
1983	1089	319	2275	3111	5386	367							

Bold Denotes Club Record

#Nine Games

#15 Games

## TURNOVERS YEAR-BY-YEAR

YEAR	INTS	TAKEAWAYS		INTS	GIVEAWAYS		RATIO
		FUMBLES	TOTAL		FUMBLES	TOTAL	
1960	27	16	43	19	18	37	+6
1961	20	18	38	18	18	37	+2
1962	32	17	49	17	14	31	+18
1963	26	19	45	22	16	38	+7
1964	28	19	47	21	19	40	+7
1965	20	13	33	20	21	41	-8
1966	33	8	41	15	16	31	+10
1967	31	11	42	19	8	27	+15
1968	37	12	49	11	16	27	+22
1969	32	15	47	20	19	39	+8
1970	31	12	43	16	15	31	+12
1971	27	7	34	13	13	26	+8
1972	24	19	43	20	12	32	+11
1973	21	18	39	13	18	31	+8
1974	28	16	44	25	13	38	+6
1975	20	22	42	15	18	33	+9
1976	23	20	43	17	16	33	+10
1977	21	23	44	26	21	47	-3
1978	21	14	35	16	18	34	+1
1979	23	14	37	18	18	36	+1
1980	28	15	43	14	16	30	+13
1981	26	21	47	22	24	46	+1
1982*	12	10	22	8	4	12	+10
1983	30	21	51	19	19	38	+13
1984	30	11	41	22	15	37	+5
1985	27	14	41	23	11	34	+7
1986	31	18	49	18	17	35	+14
1987#	11	17	28	17	24	41	-13
1988	18	13	31	21	12	33	-2
1989	15	18	33	23	18	41	-8
1990	20	25†	45†	5†	14	19	+26†
1991	15	18	33	14	8†	22	+11
1992	24	15	39	12	9	21	+18†
1993	21	17	38	10	18	28	+10
1994	12	26†	38	14	12	26	+12
1995	16	17	33	10	11	21	+12†
1996	17	10	27	14	10	24	+3
1997	21	13	34	10	10	20	+14
1998	13	20	33	18	14	32	+1
1999	25	20	45	15	9	24	+21†
2000	15	14	29	15	11	26	+3
2001	13	13	26	24	9	33	-7

*Bold Denotes Club Record*    †Denotes NFL Season Leader    \*Nine Games    #15 Games

**NOTE:** Chiefs six straight years ('90-95) with a +10 turnover ratio is an NFL record.

### CHIEFS IN OTHER PRIMETIME CONTESTS

**RECORD: 20-9 (.690)**

**THURSDAY: 4-2 (.667)**

9/12/85	L.A. RAIDERS	W	36-20
10/17/96	SEATTLE	W	34-16
10/16/97	SAN DIEGO	W	31-3
10/21/99	@ Baltimore	W	35-8
10/25/01	INDIANAPOLIS	L	28-35
11/29/01	PHILADELPHIA	L	10-23

**FRIDAY: 2-4 (.333)**

9/16/60	@ Oakland	W	34-16
11/18/60	@ Boston	L	14-42
11/3/61	@ Boston	L	21-28
10/12/62	@ Boston	W	27-7
11/8/63	OAKLAND	L	7-22
10/23/64	@ Boston	L	7-24

**SATURDAY: 8-1 (.889)**

9/10/60@	L.A. Chargers	L	20-21
----------	---------------	---	-------

9/8/62	BOSTON	W	42-28
9/7/63	@ Denver	W	59-7
12/14/63	BOSTON	W	35-3
9/18/65	@ N.Y. Jets	W	14-10
10/8/66	DENVER	W	37-10
9/9/67	@ Houston	W	25-20
9/28/68	@ Miami	W	48-3
10/5/68	@ Buffalo	W	18-7

**SUNDAY: 6-2 (.750)**

10/25/92	PITTSBURGH	L	3-27
11/22/92	@ Seattle	W	24-14
12/26/93	@ Minnesota	L	10-30
9/18/94	@ Atlanta	W	30-10
11/6/94	L.A. RAIDERS	W	13-3
11/19/95	HOUSTON	W	20-13
9/6/98	OAKLAND	W	28-8
10/4/98	SEATTLE	W	17-6

## CAREER LEADERS

### GAMES PLAYED

(Includes all players with 100 games played)

	Games Played		Games Played
1. Nick Lowery (1980-93) . . . . .	212	30. Art Still (1978-87) . . . . .	136
2. Jerrel Wilson (1963-77) . . . . .	203	31. Jonathan Hayes (1985-93) . . . . .	136
3. Jan Stenerud (1967-79) . . . . .	186	32. Mike Bell (1979-85, '87-91) . . . . .	135
4. Len Dawson (1962-75) . . . . .	183	33. Otis Taylor (1965-75) . . . . .	130
5. Buck Buchanan (1963-75) . . . . .	182	34. E.J. Holub (1961-70) . . . . .	127
6. Emmitt Thomas (1966-78) . . . . .	181	35. Matt Herkenhoff (1976-85) . . . . .	125
7. Jim Tyrer (1961-73) . . . . .	180	Stephone Paige (1983-91) . . . . .	125
8. John Alt (1984-96) . . . . .	179	Dan Saleaumua (1989-96) . . . . .	125
9. Jack Rudnay (1970-82) . . . . .	178	38. Gary Spani (1978-86) . . . . .	124
10. Ed Budde (1963-76) . . . . .	177	Kimble Anders (1991-00) . . . . .	124
11. Tim Grunhard (1990-00) . . . . .	169	40. Carlos Carson (1980-89) . . . . .	120
Derrick Thomas (1989-99) . . . . .	169	41. Charlie Getty (1974-82) . . . . .	119
13. Bobby Bell (1963-74) . . . . .	168	42. Fred Arbanas (1962-70) . . . . .	118
14. Henry Marshall (1976-87) . . . . .	165	Dave Lindstrom (1978-85) . . . . .	118
15. Johnny Robinson (1960-71) . . . . .	164	44. Bill Maas (1984-92) . . . . .	116
16. Kevin Ross (1984-93, '97) . . . . .	156	45. Jim Kearney (1967-75) . . . . .	115
17. Jim Lynch (1967-77) . . . . .	151	46. Sherrill Headrick (1960-67) . . . . .	108
18. Dave Hill (1963-74) . . . . .	150	47. Ed Beckman (1977-84) . . . . .	107
Albert Lewis (1983-93) . . . . .	150	Curtis McClinton (1962-69) . . . . .	107
20. Willie Lanier (1967-77) . . . . .	149	49. Bill Kenney (1980-88) . . . . .	106
21. Deron Cherry (1981-91) . . . . .	148	50. Dale Carter (1992-98) . . . . .	104
22. Tom Condon (1974-84) . . . . .	147	Ed Podolak (1969-77) . . . . .	104
23. Lloyd Burruss (1981-91) . . . . .	145	52. Leonard Griffin (1986-93) . . . . .	103
24. <b>Will Shields (1993-01) . . . . .</b>	<b>144</b>	53. Chris Burford (1960-67) . . . . .	103
25. Dave Szott (1990-00) . . . . .	142	54. Gary Barbaro (1976-82) . . . . .	101
26. Jerry Mays (1961-70) . . . . .	140	<b>Tony Richardson (1995-01) . . . . .</b>	<b>101</b>
27. Rich Baldinger (1983-92) . . . . .	139	56. Gary Green (1977-83) . . . . .	100
Dave Lutz (1983-92) . . . . .	139	Whitney Paul (1976-81, '86) . . . . .	100
29. Neil Smith (1988-96) . . . . .	138		

### GAMES STARTED

(Includes all players with 100 games started, compiled since 1968)

	Games Started		Games Started
1. Jack Rudnay (1970-82) . . . . .	171	15. Albert Lewis (1983-93) . . . . .	128
2. Tim Grunhard (1990-00) . . . . .	164	16. Neil Smith (1988-96) . . . . .	127
3. Len Dawson (1962-75) . . . . .	159*	17. Deron Cherry (1981-91) . . . . .	124
4. Derrick Thomas (1989-99) . . . . .	157	18. Dave Lutz (1983-92) . . . . .	123
5. John Alt (1984-96) . . . . .	149	19. Matt Herkenhoff (1976-85) . . . . .	122
6. Emmitt Thomas (1966-78) . . . . .	148**	20. Dan Saleaumua (1989-96) . . . . .	117
7. Kevin Ross (1984-93, '97) . . . . .	144	21. Jim Kearney (1967-75) . . . . .	112**
8. <b>Will Shields (1993-01) . . . . .</b>	<b>143</b>	22. Bill Maas (1984-91) . . . . .	111
9. Willie Lanier (1967-77) . . . . .	137**	23. Buck Buchanan (1963-75) . . . . .	109**
Jim Lynch (1967-77) . . . . .	137**	24. Gary Spani (1978-86) . . . . .	108
11. Dave Szott (1990-00) . . . . .	136	25. Charlie Getty (1974-82) . . . . .	104
12. Henry Marshall (1976-87) . . . . .	135	26. Lloyd Burruss (1981-91) . . . . .	103
13. Art Still (1978-81) . . . . .	133	27. Gary Barbaro (1976-82) . . . . .	101
14. Tom Condon (1974-84) . . . . .	130	28. Mike Bell (1979-85, '87-91) . . . . .	100

\* Includes all of Dawson's starts dating back to 1962.

\*\* Does not include starts prior to 1968.

## RUSHING

(Includes all players with 1,000 rushing yards)

Player	No.	Yds.	Avg.	TD
1. Christian Okoye (1987-92)	1246	4857	3.9	40
2. Ed Podolak (1969-77)	1158	4451	3.8	34
3. Abner Haynes (1960-64)	792	3837	4.8	39
4. Marcus Allen (1993-97)	932	3698	4.0	44
5. Mike Garrett (1966-70)	736	3246	4.4	23
6. Curtis McClinton (1962-69)	762	3124	4.1	18
7. Herman Heard (1984-89)	651	2694	4.1	13
8. Wendell Hayes (1968-74)	668	2560	3.8	18
9. Greg Hill (1994-97)	588	2436	4.1	6
10. Ted McKnight (1977-81)	528	2344	4.4	22
11. Barry Word (1990-92)	527	2306	4.4	12
12. Kimble Anders (1991-00)	490	2261	4.6	9
13. Tony Reed (1977-80)	513	2184	4.3	8
14. Donnell Bennett (1994-00)	519	1902	3.7	17
15. Robert Holmes (1968-71)	390	1689	4.3	12
<b>16. Priest Holmes (2001)</b>	<b>327</b>	<b>1555</b>	<b>4.8</b>	<b>8</b>
17. Joe Delaney (1981-82)	321	1501	4.6	3
18. Woody Green (1974-76)	375	1442	3.8	11
19. Jack Spikes (1960-64)	329	1392	4.2	12
20. Billy Jackson (1981-84)	399	1365	3.4	16
<b>21. Tony Richardson (1995-01)</b>	<b>331</b>	<b>1359</b>	<b>4.1</b>	<b>13</b>
22. Len Dawson (1962-75)	283	1253	4.4	9
23. Bert Coan (1963-68)	273	1249	4.6	15
24. MacArthur Lane (1975-78)	318	1209	3.8	8
25. Mack Lee Hill (1964-65)	230	1203	5.2	6
26. Warren McVea (1969-73)	239	1053	4.4	10
27. James Hadnot (1980-83)	266	1029	3.9	5

## RECEPTIONS

(Includes all players with 100 receptions)

Player	No.	Yds.	Avg.	TD
1. Henry Marshall (1976-87)	416	6545	15.7	33
2. Otis Taylor (1965-75)	410	7306	17.8	57
3. Chris Burford (1960-67)	391	5525	14.1	55
4. Stephone Paige (1983-91)	377	6341	16.8	49
5. Kimble Anders (1991-00)	369	2829	7.7	9
6. Carlos Carson (1980-89)	351	6360	18.1	33
<b>7. Tony Gonzalez (1997-01)</b>	<b>334</b>	<b>3958</b>	<b>11.9</b>	<b>30</b>
8. Ed Podolak (1969-77)	288	2456	8.5	6
9. Derrick Alexander (1998-01)	213	3685	17.3	19
10. Fred Arbanas (1962-70)	198	3101	15.7	34
11. Abner Haynes (1960-65)	197	2709	13.8	17
12. Todd McNair (1989-93, '96)	186	1856	10.0	6
13. J. J. Birden (1990-94)	183	2819	15.4	7
14. Willie Davis (1991-95)	172	3014	17.5	20
15. J. T. Smith (1978-84)	167	2273	13.6	8
16. Walter White (1975-79)	163	2396	14.7	16
Frank Jackson (1961-65)	163	2516	15.4	21
18. Curtis McClinton (1960-69)	154	1945	12.6	14
19. Emile Harry (1986-92)	149	1999	13.4	9
20. Marcus Allen (1993-97)	141	1153	8.2	3
21. Mike Garrett (1966-70)	141	1231	8.7	7
22. Tony Reed (1977-80)	138	1382	10.0	2
23. Jonathon Hayes (1985-93)	135	1541	11.4	12
24. Andre Rison (1997-99)	133	1852	13.9	12
25. Herman Heard (1984-89)	132	1125	8.5	3
<b>26. Tony Richardson (1997-01)</b>	<b>119</b>	<b>911</b>	<b>7.7</b>	<b>7</b>
27. Keith Cash (1992-96)	111	1046	9.4	9
28. Lake Dawson (1994-97)	103	1406	13.7	10

## RECEIVING YARDS

(Includes all players with 1,000 receiving yards)

Player	Yds.	No.	Avg.	TD
1. Otis Taylor (1965-75)	7306	730	17.8	57
2. Henry Marshall (1976-87)	6545	416	15.7	33
3. Carlos Carson (1980-89)	6360	351	18.1	33
4. Stephone Paige (1983-91)	6341	377	16.8	49
5. Chris Burford (1960-67)	5525	391	14.1	55
6. <b>Tony Gonzalez (1997-01)</b>	<b>3958</b>	<b>334</b>	<b>11.9</b>	<b>30</b>
7. Derrick Alexander (1998-01)	3685	213	17.3	19
8. Fred Arbanas (1962-70)	3101	198	15.7	34
9. Willie Davis (1991-95)	3014	172	17.5	20
10. Kimble Anders (1991-00)	2829	369	7.7	9
11. J.J. Birden (1990-94)	2819	183	15.4	7
12. Abner Haynes (1960-65)	2709	197	13.8	17
13. Frank Jackson (1961-65)	2516	163	15.4	21
14. Ed Podolak (1969-77)	2456	288	8.5	6
15. Walter White (1975-79)	2396	163	14.7	16
16. J.T. Smith (1978-84)	2273	167	13.6	8
17. Emile Harry (1986-92)	1999	149	13.4	9
18. Curtis McClinton (1962-69)	1945	154	12.6	14
19. Todd McNair (1989-93, '96)	1856	186	10.0	6
20. Andre Rison (1997-99)	1852	133	13.4	12
21. Larry Brunson (1974-77)	1723	98	17.6	5
22. Jonathan Hayes (1985-93)	1541	135	11.4	12
23. Frank Pitts (1965-70)	1450	78	18.6	11
24. Lake Dawson (1994-97)	1406	103	13.7	10
25. Tony Reed (1977-80)	1382	138	10.0	2
26. Gløster Richardson (1967-70)	1358	62	21.9	12
27. Mike Garrett (1966-70)	1231	141	8.7	7
28. Johnny Robinson (1960-71)	1228	77	15.9	9
29. MacArthur Lane (1975-78)	1207	130	9.3	1
30. Tim Barnett (1991-93)	1188	82	14.5	10
31. Kevin Lockett (1997-00)	1164	87	13.4	4
32. Marcus Allen (1993-97)	1153	141	8.2	3
33. Herman Heard (1984-89)	1125	132	8.5	3
34. Robb Thomas (1989-91)	1098	92	11.9	7
35. Elmo Wright (1971-74)	1070	66	16.2	6
36. Keith Cash (1992-96)	1046	111	9.4	9

## PASSING

(Includes all players with 4,000 passing yards)

Player	Att.	Comp.	Yds.	Pct.	TD	INT
1. Len Dawson (1962-75)	3696	2115	28507	.572	237	178
2. Bill Kenney (1979-88)	2430	1330	17277	.547	105	86
3. Steve DeBerg (1988-91)	1616	934	11873	.578	67	50
4. Mike Livingston (1968-79)	1751	912	11295	.521	56	83
5. Elvis Grbac (1997-00)	1548	897	10643	.579	66	47
6. Steve Bono (1994-96)	1075	594	6489	.553	37	27
7. Joe Montana (1993-94)	737	480	5427	.651	29	16
8. Steve Fuller (1979-82)	817	465	5333	.569	22	32
9. Cotton Davidson (1960-61)	709	330	4919	.465	32	39
10. Todd Blackledge (1983-87)	742	364	4510	.491	26	32
11. Dave Krieg (1992-93)	602	335	4353	.556	22	15

## SCORING

(Includes all players with 100 total points)

Player	TD	FG	PAT	TP
1. Nick Lowery (1980-93)	0	329	479	1466
2. Jan Stenerud (1967-79)	0	279	394	1231
3. Pete Stoyanovich (1996-00)	0	93	163	442
4. Otis Taylor (1965-75)	60	0	0	360
5. Abner Haynes (1960-64)	58	0	0	348
6. Chris Burford (1960-67)	55	0	0	*332
7. Stephone Paige (1983-91)	49	0	0	294
8. Tommy Brooker (1962-66)	3	41	149	290
9. Marcus Allen (1993-97)	47	0	0	282
10. Ed Podolak (1969-77)	40	0	0	240
Christian Okoye (1987-92)	40	0	0	240
12. Jack Spikes (1960-64)	14	19	69	*212
13. Lin Elliott (1994-95)	0	49	64	211
14. Henry Marshall (1976-86)	35	0	0	210
15. Fred Arbanas (1962-70)	34	0	0	204
16. Carlos Carson (1980-89)	33	0	0	198
17. Curtis McClinton (1962-69)	32	0	0	*196
18. Mike Garrett (1966-70)	32	0	0	192
<b>19. Tony Gonzalez (1997-01)</b>	<b>30</b>	<b>0</b>	<b>0</b>	<b>*184</b>
20. Todd Peterson (2000-01)	0	42	52	178
21. Frank Jackson (1961-65)	28	0	0	168
22. Wendell Hayes (1968-74)	23	0	0	138
Ted McKnight (1977-81)	23	0	0	138
24. Willie Davis (1991-95)	20	0	0	*122
<b>25. Tony Richardson (1995-01)</b>	<b>20</b>	<b>0</b>	<b>0</b>	<b>120</b>
Derrick Alexander (1998-01)	20	0	0	120
27. Bert Coan (1963-68)	19	0	0	114
28. Kimble Anders (1991-00)	18	0	0	108
Billy Jackson (1981-84)	18	0	0	108
Johnny Robinson (1960-71)	18	0	0	108

\*Includes two-point conversion

## INTERCEPTIONS

(Includes all players with 15 interceptions)

Player	No.	Yds.	Avg.	TD
1. Emmitt Thomas (1966-78)	58	938	16.2	5
2. Johnny Robinson (1960-71)	57	741	13.0	1
3. Deron Cherry (1981-91)	50	688	13.8	1
4. Gary Barbaro (1976-82)	39	771	19.8	3
5. Albert Lewis (1983-93)	38	329	8.7	0
6. Bobby Hunt (1962-67)	37	674	18.2	2
7. Kevin Ross (1984-93, 97)	30	561	18.7	2
8. Willie Lanier (1967-77)	27	440	16.3	2
9. Bobby Bell (1963-74)	26	479	18.4	6
10. Gary Green (1977-83)	24	330	13.8	1
11. Jim Kearney (1967-75)	23	462	20.0	5
12. Lloyd Burruss (1981-91)	22	509	23.1	4
13. James Hastly (1995-00)	21	304	14.5	1
Dale Carter (1992-98)	21	183	8.7	1
15. Mike Sensibaugh (1971-75)	20	331	16.6	0
Duane Wood (1960-64)	20	247	13.4	1
17. Dave Grayson (1961-64)	19	309	16.3	1
18. Jim Lynch (1967-77)	17	191	11.2	1
Eric Harris (1980-82)	17	229	13.5	1
20. Willie Mitchell (1964-70)	16	302	18.9	3

## SACKS

(Includes all players with 20.0 sacks)

1. 126.5	Derrick Thomas	1989-99	7. 29.0	Dan Saleaumua	1989-86
2. 86.0	Neil Smith	1988-96	8. 24.0	Whitney Paul	1976-81, 1986
3. 72.5	Art Still	1978-87	9. 23.5	Joe Phillips	1992-97
4. 51.0	Mike Bell	1979-85, '87-91	10. 23.0	Dan Williams	1997, '99-01
5. 40.0	Bill Maas	1984-92	<b>11. 21.5</b>	<b>Eric Hicks</b>	<b>1998-01</b>
6. 35.0	Wilbur Young	1973-77			

**NOTE:** Sacks became recognized as an official statistic in 1982. The Chiefs began recording sacks in 1974.

## TACKLES

(Includes all players with 500 tackles)

1. 999 Gary Spani 1978-86	6. 728 Derrick Thomas 1989-99	11. 555 Albert Lewis 1983-93
2. 992 Art Still 1978-87	7. 628 Lloyd Burruss 1981-91	12. 546 Neil Smith 1988-96
3. 927 Deron Cherry 1981-91	8. 825 Dino Hackett 1986-92	13. 531 Dan Saleaumua 1989-96
4. 827 Kevin Ross 1984-93, '97	9. 595 Tracy Simien 1991-97	14. 506 Thomas Howard 1977-83
5. 742 Donnie Edwards 1996-01	<b>10. 562 Jerome Woods 1996-01</b>	

**NOTE:** The Chiefs began recording tackle totals in 1977.

## PUNTING

(Based on Avg.; minimum 200 punts)

Player	No.	Yds.	Avg.
1. Jerrel Wilson (1963-77)	1014	44185	43.6
2. Louie Aguiar (1994-98)	421	17930	42.6
3. Jim Arnold (1983-85)	284	11934	42.0
4. Bryan Barker (1990-93)	272	11267	41.4
5. Bob Grupp (1979-81)	214	8756	40.9

## PUNT RETURNING

(Based on Avg.; minimum 50 returns)

Player	No.	Yds.	Avg.	TD
1. Noland Smith (1967-69)	53	589	11.1	1
2. Abner Haynes (1960-64)	54	587	10.9	0
3. Tamarick Vanover (1995-99)	181	1930	10.7	4
4. J.T. Smith (1979-84)	220	2322	10.6	4
5. Willie Mitchell (1964-71)	56	564	10.1	1

## KICKOFF RETURNING

(Based on Avg.; minimum 50 returns)

Player	No.	Yds.	Avg.	TD
1. Noland Smith (1967-69)	68	1822	26.8	0
2. Dave Grayson (1961-64)	84	2231	26.6	1
3. Abner Haynes (1960-64)	52	1309	25.2	1
4. Tamarick Vanover (1995-99)	212	5099	24.1	4
5. <b>Dante Hall (2000-01)</b>	<b>60</b>	<b>1327</b>	<b>22.1</b>	<b>0</b>

## LONGEST PLAYS

### RUSHING

Player (Opponent, Date)	Yards
1. Ted McKnight (at Seattle, 9/30/79)	84 (TD)
2. Joe Delaney (vs. Denver, 10/18/81)	82 (TD)
Derrick Alexander (vs. San Diego, 10/31/99)	82 (TD)
4. Abner Hayes (at N.Y. Jets, 11/29/64)	80 (TD)
Warren McVea (vs. Cincinnati, 10/26/69)	80 (TD)
6. Mike Garrett (vs. Houston, 10/30/66)	77 (TD)
7. Robert Holmes (at Miami, 9/28/68)	76 (TD)
Steve Bono (at Arizona, 10/1/95)	76 (TD)
9. Jack Spikes (vs. San Diego, 9/10/61)	74 (TD)
10. Abner Haynes (vs. Buffalo, 9/30/62)	71 (TD)
Ted McKnight (Baltimore, 9/2/79)	70 (TD)

### PASS PLAYS

Player (Opponent, Date)	Yards
1. *Mike Livingston - Otis Taylor (vs. Miami, 10/19/69)	93 (TD)
2. Len Dawson - Tommy Brooker (at Denver, 11/18/62)	92 (TD)
3. Len Dawson - Gloster Richardson (at Oakland, 11/3/68)	90 (TD)
Len Dawson - Frank Pitts (vs. Boston, 11/17/68)	90 (TD)
Steve DeBerg - J.J. Birden (vs. San Diego, 11/18/90)	90 (TD)
6. Len Dawson - Otis Taylor (vs. Miami, 11/13/66)	89 (TD)
7. Steve DeBerg - Stephone Paige (at New England, 12/2/90)	86 (TD)
8. Elvis Grbac - Derrick Alexander (at Chicago, 9/12/99)	86 (TD)
9. Len Dawson-Larry Brunson (vs. San Diego, 11/10/74)	84 (TD)
10. Bill Kenney-Stephone Paige (vs. San Diego, 12/22/85)	84 (TD)
11. Steve DeBerg-Stephone Paige (at Denver, 9/17/90)	83 (TD)
12. Len Dawson-Frank Jackson (vs. N.Y. Jets, 12/22/63)	82 (TD)
13. Len Dawson-Otis Taylor (vs. Pittsburgh, 10/18/71)	82
14. Len Dawson-Frank Jackson (at Denver, 9/7/63)	81 (TD)
15. Bill Kenney-Carlos Carson (vs. Seattle, 12/27/87)	81 (TD)
16. Elvis Grbac-Derrick Alexander (vs. San Diego, 10/31/99)	81 (TD)
17. Elvis Grbac-Derrick Alexander (at New England, 12/4/00)	81 (TD)
18. Steve DeBerg-Carlos Carson (at N.Y. Jets, 10/2/88)	80 (TD)
19. Rich Gannon-Andre Rison (vs. Seattle, 10/4/98)	80 (TD)

\*Taylor accounted for 79 yards; then lateraled to Robert Holmes for 14 yards.

## INTERCEPTION RETURNS

Player (Opponent, Date)	Yards
1. Gary Barbaro (vs. Seattle, 12/11/77)	102 (TD)
2. Tim Collier (at Oakland, 12/18/77)	100 (TD)
3. Dave Grayson (vs. N.Y. Titans, 12/17/61)	99 (TD)
Kevin Ross (at San Diego, 9/6/92)	99 (TD)
5. Mark McMillian (at San Diego, 12/14/97)	87 (TD)
6. Lloyd Burruss (L.A. Raiders, 10/28/91)	83
7. David Webster (vs. Oakland, 10/9/60)	80 (TD)
8. Mark Collins (at L.A. Raiders, 12/24/94)	78 (TD)
9. Fred Williamson (at N.Y. Jets, 12/10/67)	77 (TD)
10. Willie Lanier (at San Diego, 12/8/68)	75 (TD)

## FUMBLE RETURNS

(Includes TD Returns Only)

Player (Opponent, Date)	Yards
1. Chris Martin (vs. Miami, 10/31/91)	101 (TD)
2. Gary Spani (at Oakland, 10/25/81)	91 (TD)
3. Derrick Thomas (at Seattle, 12/5/93)	86 (TD)
4. James Hasty (vs. Oakland, 9/8/96)	80 (TD)
5. Donnie Edwards (at Chicago, 9/12/99)	79 (TD)
6. Thomas Howard (at Pittsburgh, 9/6/81)	65 (TD)
7. Jerry Mays (vs. N.Y. Jets, 12/22/63)	58 (TD)
8. Whitney Paul (vs. Denver, 10/18/81)	47 (TD)
9. Johnny Robinson (at Baltimore, 9/28/70)	46 (TD)
10. Derrick Thomas (at Oakland, 12/26/98)	44 (TD)
Eric Hicks (vs. Minnesota, 12/12/99)	44 (TD)

## PUNT RETURNS

Player (Opponent, Date)	Yards
1. J.T. Smith (vs. Oakland, 9/23/79)	88 (TD)
Dale Carter (at Seattle, 11/22/92)	86 (TD)
Tamarick Vanover (vs. San Diego, 10/9/95)	86 (TD)
4. #Jitter Fields (vs. Denver, 10/18/87)	85 (TD)
5. Tamarick Vanover (vs. Oakland, 1/2/00)	84 (TD)
6. Tamarick Vanover (vs. Buffalo, 9/14/97)	82 (TD)
7. Noland Smith (vs. N.Y. Jets, 9/15/68)	80 (TD)
Tamarick Vanover (at Denver, 12/5/99)	80 (TD)
9. Mike Garrett (at Buffalo, 9/11/66)	79 (TD)
10. Goldie Sellers (vs. Boston, 11/17/68)	76 (TD)
# replacement game (1987 NFLPA Strike)	

## KICKOFF RETURNS

Player (Opponent, Date)	Yards
1. Noland Smith (at Denver, 12/17/67)	106 (TD)
2. Dave Grayson (at Denver, 9/7/63)	99 (TD)
Tamarick Vanover (at Seattle, 9/3/95)	99 (TD)
4. Boyce Green (at Pittsburgh, 12/21/86)	97 (TD)
Tamarick Vanover (at Denver, 10/27/96)	97 (TD)
6. Paul Palmer (vs. San Diego, 9/13/87)	95 (TD)
7. Tamarick Vanover (vs. New Orleans, 12/21/97)	94 (TD)
8. Paul Palmer (vs. Seattle, 12/27/87)	92 (TD)
9. Jon Vaughn (at Miami, 12/12/94)	91 (TD)
10. Tamarick Vanover (vs. Seattle, 12/24/95)	89 (TD)

## PUNTS

Player (Opponent, Date)	Yards
1. Dan Stryzinski (vs. Oakland, 9/9/01)	.76
2. Bob Grupp (vs. San Diego, 11/4/79)	.74
3. Jerrel Wilson (at San Diego, 9/29/63)	.72
4. Jerrel Wilson (at Denver, 10/11/64)	.70
Jerrel Wilson (vs. Buffalo, 10/18/64)	.70
Jerrel Wilson (vs. Houston, 11/28/68)	.70
7. Jerrel Wilson (at Oakland, 9/27/64)	.69
Jerrel Wilson (vs. Buffalo, 10/2/66)	.69
Jerrel Wilson (at Denver, 10/1/72)	.69
10. Jerrel Wilson (five times)	.68
Todd Sauerbrun (vs. San Diego, 9/17/00)	.68

## FIELD GOALS

(Includes All FGs of 50+ Yards)

Player (Opponent, Date)	Yards	Player (Opponent, Date)	Yards
1. Nick Lowery (at Washington, 9/18/83)	58	Nick Lowery (at Detroit, 11/26/87)	52
Nick Lowery (vs. L.A. Raiders, 9/12/85)	58	Nick Lowery (at Houston, 9/20/92)	52
3. Nick Lowery (vs. Seattle, 9/14/80)	57	Eddie Murray (vs. Pittsburgh, 10/25/92)	52
4. Jan Stenerud (at Denver, 10/4/70)	55	Nick Lowery (vs. Denver, 9/20/93)	52
5. Jan Stenerud (at Houston, 9/9/67)	54	Pete Stoyanovich (at St. Louis, 10/26/97)	52
Jan Stenerud (at Denver, 10/5/69)	54	27. Ben Agajian (vs. Buffalo, 11/12/61)	51
Jan Stenerud (at San Francisco, 12/6/71)	54	Jan Stenerud (at Dallas, 11/10/75)	51
Nick Lowery (vs. L.A. Raiders, 11/6/83)	54	Nick Lowery (at Houston, 10/9/88)	51
Nick Lowery (at Detroit, 11/26/87)	54	Nick Lowery (at N.Y. Giants, 12/11/88)	51
Pete Stoyanovich (vs. Denver, 11/16/97)	54	Pete Stoyanovich (vs. Detroit, 9/26/99)	51
11. Pete Stoyanovich (at Seattle, 11/8/98)	53	Todd Peterson (vs. Denver, 12/16/01)	51
12. Jan Stenerud (at Miami, 9/28/68)	52	33. Mike Mercer (vs. San Diego, 11/15/64)	50
Jan Stenerud (vs. Cincinnati, 10/13/68)	52	Jan Stenerud (vs. Oakland, 11/23/67)	50
Jan Stenerud (vs. Buffalo, 12/7/69)	52	Jan Stenerud (at San Diego, 10/29/72)	50
Jan Stenerud (at Washington, 10/10/76)	52	Jan Stenerud (vs. Oakland, 12/8/74)	50
Nick Lowery (vs. Detroit, 10/26/80)	52	Nick Lowery (vs. Seattle, 9/14/80)	50
Nick Lowery (vs. Oakland, 10/11/81)	52	Nick Lowery (at Pittsburgh, 12/14/80)	50
Nick Lowery (at Cincinnati, 9/9/84)	52	Nick Lowery (vs. Denver, 9/18/88)	50
Nick Lowery (at N.Y. Giants, 11/25/84)	52	Nick Lowery (at Pittsburgh, 10/29/89)	50
Nick Lowery (at New Orleans, 9/8/85)	52	Pete Stoyanovich (at San Diego, 11/22/98)	50
Nick Lowery (at New Orleans, 9/8/85)	52		

## BIG YARDAGE DAYS

### RUSHING

(Includes all players with 150 rushing yards)

Player (Opponent, Date)	Yards
1. Barry Word (vs. Detroit, 10/14/90)	200
2. Joe Delaney (vs. Houston, 11/15/81)	193
3. Mike Garrett (vs. N.Y. Jets, 11/5/67)	192
4. Priest Holmes (at San Diego, 11/4/01)	181
5. Christian Okoye (vs. Dallas, 10/22/89)	170
6. Mike Garrett (at Denver, 12/17/67)	169
7. Priest Holmes (at Oakland, 12/9/01)	168
8. Abner Hayes (vs. Buffalo, 9/30/62)	164
9. Mike Garrett (at San Diego, 12/18/66)	161
10. Abner Hayes (vs. Oakland 11/26/61)	158
Robert Holmes (at Cincinnati, 11/10/68)	158
12. Abner Hayes (at N.Y. Titans, 11/24/60)	157
13. Abner Hayes (at Houston, 11/22/64)	156
Christian Okoye (at Seattle, 11/1/89)	156
Tony Richardson (vs. Denver, 12/17/00)	156

### PASSING

(Includes all players with 350 passing yards)

Player (Opponent, Date)	Yards
1. Elvis Grbac (at Oakland 11/5/00)	504
2. Len Dawson (vs. Denver, 11/1/64)	435
3. Bill Kenney (at San Diego, 12/11/83)	411
4. Bill Kenney (at New Orleans, 9/8/85)	397
5. Steve DeBerg (at Denver, 9/17/90)	395
6. Joe Montana (at Denver, 10/17/94)	393
7. Mike Livingston (vs. Miami, 10/19/69)	381
8. Bill Kenney (at Denver, 10/30/83)	365
9. Len Dawson (at San Diego, 10/15/67)	364
10. Joe Montana (at Atlanta, 9/18/94)	361

### RECEIVING

(Includes all players with 175 receiving yards)

Player (Opponent, Date)	Yards
1. Stephone Paige - 8 rec. (vs. San Diego, 12/22/85)	309
2. Curtis McClinton - 5 rec. (vs. Denver, 12/19/65)	213
3. Stephone Paige - 10 rec. (at Denver, 9/17/90)	206
4. Carlos Carson - 9 rec. (at San Diego, 10/25/87)	197
5. Otis Taylor - 6 rec. (vs. Pittsburgh, 10/18/71)	190
6. J.J. Birden - 8 rec. (at Raiders, 12/22/91)	188
7. Otis Taylor - 5 rec. (vs. Houston, 10/30/66)	187
8. Larry Brunson - 8 rec. (vs. San Diego, 11/10/74)	184
9. Herry Marshall - 9 rec. (at Baltimore, 12/21/80)	176
10. Frank Jackson - 10 (at New York Jets, 11/29/64)	175

## **THE LAST TIME** (Regular Season Games)

### **PUNT RETURN FOR TOUCHDOWN**

By K.C. Tamarick Vanover	84 yds. vs. Oakland	1/2/00
By Opp. Tim Brown	88 yds. at Oakland	12/9/01

### **KICKOFF RETURN FOR TOUCHDOWN**

By K.C. Tamarick Vanover	94 yds. vs. Buffalo	9/14/97
By Opp. Dominic Rhodes - Indianapolis	88 yds. at Kansas City	10/25/01

### **INTERCEPTION RETURN FOR TOUCHDOWN**

By K.C. Eric Warfield	51 yds. vs. Oakland	9/9/01
By Opp. Chad Scott - Pittsburgh	61 yds. at Kansas City	10/14/01

### **FUMBLE RETURN FOR TOUCHDOWN**

By K.C. Eric Hicks	44 yds. vs. Minnesota	12/12/99
By Opp. Jason Suttle - Denver	0 yds. at Kansas City	12/17/00

### **TWO-SACK GAME**

By K.C. Marvcus Patton	vs. Philadelphia	11/29/01
By Opp. Bill Romanowski - Denver	at Kansas City	12/16/01

### **THREE-SACK GAME**

By K.C. Eric Hicks	vs. Seattle	10/2/00
By Opp. Leslie O'Neal	at St. Louis	12/26/97

### **TWO-INTERCEPTION GAME**

By K.C. Donnie Edwards	vs. Pittsburgh	12/18/99
By Opp. Deltha O'Neal (4 INTs)	at Denver	10/7/01

### **SHUTOUT**

By K.C. Kansas City 34, San Diego 0	at Kansas City	10/31/99
By Opp. L.A. Rams 16, Kansas City 0	at Kansas City	9/25/94

### **SAFETY**

By K.C. Team (punt blocked out of end zone)	vs. Pittsburgh	10/14/01
By Opp. Team (D. Stryzinski ran out of end zone)	at Jacksonville	12/30/01

### **MADE TWO-POINT CONVERSION**

By K.C. Trent Green - Eddie Kennison	at Seattle	1/6/02
By Opp. Peyton Manning - Edgerrin James - Ind.	at Kansas City	10/25/01

### **FAILED TWO-POINT CONVERSION**

By K.C. Trent Green run	at Oakland	12/9/01
By Opp. Christian Fauria-Jon Kitna pass	at Seattle	10/22/00

### **THREE RUSHING TOUCHDOWNS**

By K.C. Bam Morris (2, 1, 3)	at San Diego	11/22/98
By Opp. Curtis Martin (1, 25, 5)	at N.Y. Jets	11/11/01

### **THREE TOUCHDOWN PASSES**

By K.C. Trent Green (35, 11, 5)	vs. Indianapolis	10/25/01
By Opp. Trent Green (31, 22, 4) — St. Louis	at Kansas City	10/22/00

### **FOUR TOUCHDOWN PASSES**

By K.C. Elvis Grbac (36, 1, 9, 2, 20)	vs. San Diego	9/17/00
By Opp. Jim Kelly (11, 23, 6, 3)	at Buffalo	10/30/94

### **TWO RECEIVING TOUCHDOWNS**

By K.C. Tony Gonzalez (1, 12)	at Jacksonville	12/30/01
By Opp. Darrell Jackson (12, 18)	at Seattle	1/6/02

### **THREE RECEIVING TOUCHDOWNS**

By K.C. Sylvester Morris (36, 9, 20)	vs. San Diego	9/17/00
By Opp. Marvin Harrison (3, 37, 5) — Indianapolis	at Kansas City	12/15/96

### **100 YARDS RUSHING**

By K.C.	Priest Holmes	117 yds. on 23 carries at Seattle	1/6/02
By Opp.	Shaun Alexander	127 yds. on 20 carries at Seattle	1/6/02

### **100 YARDS RECEIVING**

By K.C.	Eddie Kennison	121 yds. on 6 recs. at Oakland	12/30/01
By Opp.	Keenan McCardell	132 yds. on 7 recs. at Jacksonville	12/30/01

### **300 YARDS PASSING**

By K.C.	Trent Green	324 yds. (22 of 43) vs. Indianapolis	10/25/01
By Opp.	Rich Gannon - Oakland	341 yds. (31 of 46) at Kansas City	9/9/01

### **400 YARDS PASSING**

By K.C.	Elvis Grbac	504 yds. (39 of 51) at Oakland	11/5/00
By Opp.	John Elway	400 yds. (22 of 32) at Denver	12/6/98

### **100-YARD RUSHER AND 300-YARD PASSER**

By K.C.	Priest Holmes (147) and Trent Green (307) at Washington	9/30/01
By Opp.	Jerome Bettis (103) and Mike Tomczak (338) – Pitt., at Kansas City	10/7/96

### **100-YARD RECEIVER AND 300-YARD PASSER**

By K.C.	D. Alexander (116), T. Gonzalez (147) and E. Grbac (350) at NE	12/4/00
By Opp.	Tim Brown (133) and Rich Gannon (341) - Oakland, at Kansas City	9/9/01

### **100-YARD RUSHER, 300-YARD PASSER, 100-YARD RECIEVER**

By K.C.	Word (112), DeBerg (331), Paige (151) at New England	12/2/90
By Opp.	Bettis (103), Tomczak (338), Johnson (125) – Pitt., at K.C.	10/7/96

### **TWO 100-YARD RECEIVERS**

By K.C.	Derrick Alexander (116) and Tony Gonzalez (147) at New England	12/4/00
By Opp.	Rod Smith (165) and Ed McCaffrey (103) at Denver	12/6/98

### **PUNT BLOCKED**

By K.C.	Glenn Cadrez at Seattle (Jeff Feagles punter)	1/6/02
By Opp.	Marquis Walker – Oakland, at Kansas City (Daniel Pope punter)	1/2/00

### **BLOCKED PUNT RETURNED FOR A TOUCHDOWN**

By K.C.	Mike Cloud vs. St. Louis (John Baker punter)	10/22/00
By Opp.	Kenny Shedd – Oakland, at Kansas City (Daniel Pope punter)	1/2/00

### **FIELD GOAL BLOCKED**

By K.C.	Tom Barndt vs. Pittsburgh (Kris Brown, 49 yds.)	12/18/99
By Opp.	Pat Williams – Buffalo, at Kansas City (Todd Peterson, 35 yds.)	11/19/00

### **BLOCKED FIELD GOAL RETURNED FOR A TOUCHDOWN**

By K.C.	Kevin Ross at Cincinnati (Jim Breech, 28 yds.)	12/6/87
By Opp.	Has Never Happened	

### **MISSED PAT**

By K.C.	Todd Peterson at San Diego (blocked by John Parrella)	11/4/01
By Opp.	Kevin Butler – Chicago, at Kansas City (blocked by Dale Carter)	11/21/93

### **50 POINTS**


By K.C.	Kansas City 54, St. Louis 34 <sup>™</sup>	at Kansas City	10/22/00
By Opp.	Seattle 51, Kansas City 48 (OT)	at Seattle	11/27/83

### **40 POINTS**

By K.C.	Kansas City 45, Washington 13	at Washington	9/30/01
By Opp.	Oakland 49, Kansas City 31	at Oakland	11/5/00

### **OVERTIME WIN: (CHIEFS 9-9-2 IN OT)**

By K.C.	Kansas City 26, Denver 23	at Kansas City	12/16/01
By Opp.	Tennessee 17, Kansas City 14	at Tennessee	9/10/00
Tie	Kansas City 10, Cleveland 10	at Cleveland	11/19/89



One Arrowhead Drive isn't the only address for Chiefs football...

[www.kcchiefs.com](http://www.kcchiefs.com)

Offering the Facts, Fast, First. Get late-breaking news and up to the minute reports from the official site of the Kansas City Chiefs. Whether it's rosters, stats, bios or depth charts, no source has you covered like [www.kcchiefs.com](http://www.kcchiefs.com).

You'll also find live, game day coverage, contests, merchandise and more. Plus, if you'd like we'll even email news to you as it breaks. Get the latest Chiefs information when it happens and a whole lot more at [www.kcchiefs.com](http://www.kcchiefs.com).



# 2002 NFL SCHEDULE

(All Times Central)

## WEEK 1

### THURSDAY, SEPTEMBER 5

SAN FRANCISCO AT N.Y. GIANTS 7:30

### SUNDAY, SEPTEMBER 8

ARIZONA AT WASHINGTON 12:00

ATLANTA AT GREEN BAY 12:00

BALTIMORE AT CAROLINA 12:00

DETROIT AT MIAMI 12:00

INDIANAPOLIS AT JACKSONVILLE 12:00

**KANSAS CITY AT CLEVELAND 12:00**

MINNESOTA AT CHICAGO 12:00

N.Y. JETS AT BUFFALO 12:00

PHILADELPHIA AT TENNESSEE 12:00

SAN DIEGO AT CINCINNATI 12:00

NEW ORLEANS AT TAMPA BAY 3:15

ST. LOUIS AT DENVER 3:15

SEATTLE AT OAKLAND 3:15

DALLAS AT HOUSTON 7:30

### MONDAY, SEPTEMBER 9

PITTSBURGH AT NEW ENGLAND 8:00

## WEEK 2

### SUNDAY, SEPTEMBER 15

CHICAGO AT ATLANTA 12:00

CINCINNATI AT CLEVELAND 12:00

DETROIT AT CAROLINA 12:00

GREEN BAY AT NEW ORLEANS 12:00

**JACKSONVILLE AT KANSAS CITY 12:00**

MIAMI AT INDIANAPOLIS 12:00

NEW ENGLAND AT N.Y. JETS 12:00

TAMPA BAY AT BALTIMORE 12:00

TENNESSEE AT DALLAS 12:00

ARIZONA AT SEATTLE 3:05

N.Y. GIANTS AT ST. LOUIS 3:05

BUFFALO AT MINNESOTA 3:15

DENVER AT SAN FRANCISCO 3:15

HOUSTON AT SAN DIEGO 3:15

OAKLAND AT PITTSBURGH 7:30

### MONDAY, SEPTEMBER 16

PHILADELPHIA AT WASHINGTON 8:00

## WEEK 3

### SUNDAY, SEPTEMBER 22

(OPEN DATES: BALTIMORE, JACKSONVILLE,

OAKLAND, PITTSBURGH)

CAROLINA AT MINNESOTA 12:00

CLEVELAND AT TENNESSEE 12:00

DALLAS AT PHILADELPHIA 12:00

INDIANAPOLIS AT HOUSTON 12:00

**KANSAS CITY AT NEW ENGLAND 12:00**

NEW ORLEANS AT CHICAGO 12:00

N.Y. JETS AT MIAMI 12:00

BUFFALO AT DENVER 3:05

SAN DIEGO AT ARIZONA 3:05

GREEN BAY AT DETROIT 3:15

SEATTLE AT N.Y. GIANTS 3:15

WASHINGTON AT SAN FRANCISCO 3:15

CINCINNATI AT ATLANTA 7:30

### MONDAY, SEPTEMBER 23

ST. LOUIS AT TAMPA BAY 8:00

## WEEK 4

### SUNDAY, SEPTEMBER 29

(OPEN DATES: ATLANTA, INDIANAPOLIS,  
SAN FRANCISCO, WASHINGTON)

CAROLINA AT GREEN BAY 12:00

CHICAGO AT BUFFALO 12:00

CLEVELAND AT PITTSBURGH 12:00

DALLAS AT ST. LOUIS 12:00

HOUSTON AT PHILADELPHIA 12:00

**MIAMI AT KANSAS CITY 12:00**

NEW ORLEANS AT DETROIT 12:00

N.Y. JETS AT JACKSONVILLE 12:00

N.Y. GIANTS AT ARIZONA 3:05

TAMPA BAY AT CINCINNATI 3:05

NEW ENGLAND AT SAN DIEGO 3:15

TENNESSEE AT OAKLAND 3:15

MINNESOTA AT SEATTLE 7:30

### MONDAY, SEPTEMBER 30

DENVER AT BALTIMORE 8:00

## WEEK 5

### SUNDAY, OCTOBER 6

(OPEN DATES: DETROIT, HOUSTON,  
MINNESOTA, SEATTLE)

ARIZONA AT CAROLINA 12:00

CINCINNATI AT INDIANAPOLIS 12:00

NEW ENGLAND AT MIAMI 12:00

N.Y. GIANTS AT DALLAS 12:00

OAKLAND AT BUFFALO 12:00

PITTSBURGH AT NEW ORLEANS 12:00

TAMPA BAY AT ATLANTA 12:00

WASHINGTON AT TENNESSEE 12:00

**KANSAS CITY AT N.Y. JETS 3:05**

SAN DIEGO AT DENVER 3:05

PHILADELPHIA AT JACKSONVILLE 3:15

ST. LOUIS AT SAN FRANCISCO 3:15

BALTIMORE AT CLEVELAND 7:30

### MONDAY, OCTOBER 7

GREEN BAY AT CHICAGO 8:00

## WEEK 6

### SUNDAY, OCTOBER 13

(OPEN DATES: ARIZONA, CHICAGO,  
N.Y. JETS, PHILADELPHIA)

ATLANTA AT N.Y. GIANTS 12:00

BALTIMORE AT INDIANAPOLIS 12:00

BUFFALO AT HOUSTON 12:00

CAROLINA AT DALLAS 12:00

DETROIT AT MINNESOTA 12:00

GREEN BAY AT NEW ENGLAND 12:00

JACKSONVILLE AT TENNESSEE 12:00

NEW ORLEANS AT WASHINGTON 12:00

PITTSBURGH AT CINCINNATI 12:00

CLEVELAND AT TAMPA BAY 3:15

**KANSAS CITY AT SAN DIEGO 3:15**

OAKLAND AT ST. LOUIS 3:15

MIAMI AT DENVER 7:30

### MONDAY, OCTOBER 14

SAN FRANCISCO AT SEATTLE 8:00

**WEEK 7****SUNDAY, OCTOBER 20***(OPEN DATES: CINCINNATI, NEW ENGLAND, N.Y. GIANTS, TENNESSEE)*

BUFFALO AT MIAMI	12:00
CAROLINA AT ATLANTA	12:00
CHICAGO AT DETROIT	12:00
<b>DENVER AT KANSAS CITY</b>	<b>12:00</b>
JACKSONVILLE AT BALTIMORE	12:00
MINNESOTA AT N.Y. JETS	12:00
SAN FRANCISCO AT NEW ORLEANS	12:00
SEATTLE AT ST. LOUIS	12:00
TAMPA BAY AT PHILADELPHIA	12:00
HOUSTON AT CLEVELAND	3:05
SAN DIEGO AT OAKLAND	3:05
DALLAS AT ARIZONA	3:15
WASHINGTON AT GREEN BAY	3:15

**MONDAY, OCTOBER 21**

INDIANAPOLIS AT PITTSBURGH	8:00
----------------------------	------

**WEEK 8****SUNDAY, OCTOBER 27***(OPEN DATES: GREEN BAY, MIAMI, ST. LOUIS, SAN DIEGO)*

ATLANTA AT NEW ORLEANS	12:00
CHICAGO AT MINNESOTA	12:00
CLEVELAND AT N.Y. JETS	12:00
DETROIT AT BUFFALO	12:00
<b>OAKLAND AT KANSAS CITY</b>	<b>12:00</b>
PITTSBURGH AT BALTIMORE	12:00
SEATTLE AT DALLAS	12:00
TAMPA BAY AT CAROLINA	12:00
TENNESSEE AT CINCINNATI	12:00
ARIZONA AT SAN FRANCISCO	3:05
DENVER AT NEW ENGLAND	3:15
HOUSTON AT JACKSONVILLE	3:15
INDIANAPOLIS AT WASHINGTON	7:30

**MONDAY, OCTOBER 28**

N.Y. GIANTS AT PHILADELPHIA	8:00
-----------------------------	------

**WEEK 9****SUNDAY, NOVEMBER 3***(OPEN DATES: CAROLINA, DENVER, KANSAS CITY, NEW ORLEANS)*

BALTIMORE AT ATLANTA	12:00
CINCINNATI AT HOUSTON	12:00
DALLAS AT DETROIT	12:00
MINNESOTA AT TAMPA BAY	12:00
NEW ENGLAND AT BUFFALO	12:00
PHILADELPHIA AT CHICAGO	12:00
PITTSBURGH AT CLEVELAND	12:00
TENNESSEE AT INDIANAPOLIS	12:00
N.Y. JETS AT SAN DIEGO	3:05
ST. LOUIS AT ARIZONA	3:15
SAN FRANCISCO AT OAKLAND	3:15
WASHINGTON AT SEATTLE	3:15
JACKSONVILLE AT N.Y. GIANTS	7:30

**MONDAY, NOVEMBER 4**

MIAMI AT GREEN BAY	8:00
--------------------	------

**WEEK 10****SUNDAY, NOVEMBER 10***(OPEN DATES: BUFFALO, CLEVELAND, DALLAS, TAMPA BAY)*

ATLANTA AT PITTSBURGH	12:00
-----------------------	-------

CINCINNATI AT BALTIMORE	12:00
DETROIT AT GREEN BAY	12:00
HOUSTON AT TENNESSEE	12:00
INDIANAPOLIS AT PHILADELPHIA	12:00
NEW ORLEANS AT CAROLINA	12:00
N.Y. GIANTS AT MINNESOTA	12:00
SAN DIEGO AT ST. LOUIS	12:00
SEATTLE AT ARIZONA	3:05
WASHINGTON AT JACKSONVILLE	3:05
<b>KANSAS CITY AT SAN FRANCISCO</b>	<b>3:15</b>
NEW ENGLAND AT CHICAGO	3:15
MIAMI AT N.Y. JETS	7:30

**MONDAY, NOVEMBER 11**

OAKLAND AT DENVER	8:00
-------------------	------

**WEEK 11****SUNDAY, NOVEMBER 17**

ARIZONA AT PHILADELPHIA	12:00
BALTIMORE AT MIAMI	12:00
<b>BUFFALO AT KANSAS CITY</b>	<b>12:00</b>
CLEVELAND AT CINCINNATI	12:00
DALLAS AT INDIANAPOLIS	12:00
GREEN BAY AT MINNESOTA	12:00
NEW ORLEANS AT ATLANTA	12:00
PITTSBURGH AT TENNESSEE	12:00
WASHINGTON AT N.Y. GIANTS	12:00
CAROLINA AT TAMPA BAY	3:05
SAN FRANCISCO AT SAN DIEGO	3:05
DENVER AT SEATTLE	3:15
JACKSONVILLE AT HOUSTON	3:15
N.Y. JETS AT DETROIT	3:15
NEW ENGLAND AT OAKLAND	7:30

**MONDAY, NOVEMBER 18**

CHICAGO AT ST. LOUIS	8:00
----------------------	------

**WEEK 12****SUNDAY, NOVEMBER 24**

ATLANTA AT CAROLINA	12:00
BUFFALO AT N.Y. JETS	12:00
CINCINNATI AT PITTSBURGH	12:00
CLEVELAND AT NEW ORLEANS	12:00
DETROIT AT CHICAGO	12:00
GREEN BAY AT TAMPA BAY	12:00
JACKSONVILLE AT DALLAS	12:00
MINNESOTA AT NEW ENGLAND	12:00
SAN DIEGO AT MIAMI	12:00
TENNESSEE AT BALTIMORE	12:00
<b>KANSAS CITY AT SEATTLE</b>	<b>3:05</b>
OAKLAND AT ARIZONA	3:05
N.Y. GIANTS AT HOUSTON	3:15
ST. LOUIS AT WASHINGTON	3:15
INDIANAPOLIS AT DENVER	7:30

**MONDAY, NOVEMBER 25**

PHILADELPHIA AT SAN FRANCISCO	8:00
-------------------------------	------

**WEEK 13****THURSDAY, NOVEMBER 28**

NEW ENGLAND AT DETROIT	11:30
WASHINGTON AT DALLAS	3:05

**SUNDAY, DECEMBER 1**

<b>ARIZONA AT KANSAS CITY</b>	<b>12:00</b>
ATLANTA AT MINNESOTA	12:00
BALTIMORE AT CINCINNATI	12:00
CAROLINA AT CLEVELAND	12:00
CHICAGO AT GREEN BAY	12:00
MIAMI AT BUFFALO	12:00

PITTSBURGH AT JACKSONVILLE	12:00
TENNESSEE AT N.Y. GIANTS	12:00
DENVER AT SAN DIEGO	3:05
HOUSTON AT INDIANAPOLIS	3:05
ST. LOUIS AT PHILADELPHIA	3:15
SEATTLE AT SAN FRANCISCO	3:15
TAMPA BAY AT NEW ORLEANS	7:30
<b>MONDAY, DECEMBER 2</b>	
N.Y. JETS AT OAKLAND	8:00

### WEEK 14

#### SUNDAY, DECEMBER 8

ATLANTA AT TAMPA BAY	12:00
BUFFALO AT NEW ENGLAND	12:00
CINCINNATI AT CAROLINA	12:00
CLEVELAND AT JACKSONVILLE	12:00
HOUSTON AT PITTSBURGH	12:00
INDIANAPOLIS AT TENNESSEE	12:00
N.Y. GIANTS AT WASHINGTON	12:00
<b>ST. LOUIS AT KANSAS CITY</b>	<b>12:00</b>
SAN FRANCISCO AT DALLAS	12:00
DETROIT AT ARIZONA	3:05
NEW ORLEANS AT BALTIMORE	3:05
PHILADELPHIA AT SEATTLE	3:05
DENVER AT N.Y. JETS	3:15
OAKLAND AT SAN DIEGO	3:15
MINNESOTA AT GREEN BAY	7:30

#### MONDAY, DECEMBER 9

CHICAGO AT MIAMI	8:00
------------------	------

### WEEK 15

#### SUNDAY, DECEMBER 15

BALTIMORE AT HOUSTON	12:00
CAROLINA AT PITTSBURGH	12:00
INDIANAPOLIS AT CLEVELAND	12:00
JACKSONVILLE AT CINCINNATI	12:00
MINNESOTA AT NEW ORLEANS	12:00
N.Y. JETS AT CHICAGO	12:00
OAKLAND AT MIAMI	12:00
SAN DIEGO AT BUFFALO	12:00
SEATTLE AT ATLANTA	12:00
TAMPA BAY AT DETROIT	12:00
WASHINGTON AT PHILADELPHIA	12:00
<b>KANSAS CITY AT DENVER</b>	<b>3:05</b>
DALLAS AT N.Y. GIANTS	3:15
GREEN BAY AT SAN FRANCISCO	3:15

ARIZONA AT ST. LOUIS	7:30
<b>MONDAY, DECEMBER 16</b>	
NEW ENGLAND AT TENNESSEE	8:00

### WEEK 16

#### SATURDAY, DECEMBER 21

MIAMI AT MINNESOTA	12:30
SAN FRANCISCO AT ARIZONA	4:00
PHILADELPHIA AT DALLAS	7:30

#### SUNDAY, DECEMBER 22

BUFFALO AT GREEN BAY	12:00
CHICAGO AT CAROLINA	12:00
DETROIT AT ATLANTA	12:00
HOUSTON AT WASHINGTON	12:00
NEW ORLEANS AT CINCINNATI	12:00
N.Y. GIANTS AT INDIANAPOLIS	12:00
<b>SAN DIEGO AT KANSAS CITY</b>	<b>12:00</b>
TENNESSEE AT JACKSONVILLE	12:00
ST. LOUIS AT SEATTLE	3:05
CLEVELAND AT BALTIMORE	3:15
DENVER AT OAKLAND	3:15
N.Y. JETS AT NEW ENGLAND	7:30

#### MONDAY, DECEMBER 23

PITTSBURGH AT TAMPA BAY	8:00
-------------------------	------

### WEEK 17

#### SATURDAY, DECEMBER 28

PHILADELPHIA AT N.Y. GIANTS	12:30
<b>KANSAS CITY AT OAKLAND</b>	<b>4:00</b>

#### SUNDAY, DECEMBER 29

ATLANTA AT CLEVELAND	12:00
BALTIMORE AT PITTSBURGH	12:00
CAROLINA AT NEW ORLEANS	12:00
CINCINNATI AT BUFFALO	12:00
DALLAS AT WASHINGTON	12:00
MIAMI AT NEW ENGLAND	12:00
MINNESOTA AT DETROIT	12:00
TENNESSEE AT HOUSTON	12:00
JACKSONVILLE AT INDIANAPOLIS	3:05
ARIZONA AT DENVER	3:15
GREEN BAY AT N.Y. JETS	3:15
SEATTLE AT SAN DIEGO	3:15
TAMPA BAY AT CHICAGO	7:30

#### MONDAY, DECEMBER 30

SAN FRANCISCO AT ST. LOUIS	8:00
----------------------------	------

### 2001 POSTSEASON RESULTS

#### AFC WILD CARD PLAYOFF GAMES

OAKLAND 38, N.Y. Jets 24  
Baltimore 20, Miami 3

#### NFC WILD CARD PLAYOFF GAMES

PHILADELPHIA 31, Tampa Bay 9  
GREEN BAY 25, San Francisco 15

#### AFC DIVISIONAL PLAYOFF GAMES

NEW ENGLAND 16, Oakland 13 (OT)  
PITTSBURGH 27, Baltimore 10

#### NFC DIVISIONAL PLAYOFF GAMES

Philadelphia 33, CHICAGO 19  
ST. LOUIS 45, Green Bay 17

#### AFC CHAMPIONSHIP GAME

New England 24, PITTSBURGH 17

#### NFC CHAMPIONSHIP GAME

ST. LOUIS 29, Philadelphia 24

#### SUPER BOWL XXXV

New England (AFC) 20, St. Louis (NFC) 17

#### AFC-NFC PRO BOWL

AFC 38, NFC 30

### 2002 POSTSEASON SCHEDULE

#### SATURDAY, JANUARY 4

AFC and NFC Wild Card Playoffs

#### SUNDAY, JANUARY 5

AFC and NFC Wild Card Playoffs

#### SATURDAY, JANUARY 11

AFC and NFC Divisional Playoffs

#### SUNDAY, JANUARY 12

AFC and NFC Divisional Playoffs

#### SUNDAY, JANUARY 19

AFC and NFC Championship Games

#### SUNDAY, JANUARY 26

Super Bowl XXXVII at San Diego

#### SUNDAY, FEBRUARY 2

AFC-NFC Pro Bowl at Honolulu



## 2002 NFL STRENGTH OF SCHEDULE



TEAM	2001 RECORD	2002 OPPONENTS' 2001 RECORD	2002 OPPONENTS' 2001 WINNING PCT.
1. Buffalo	3-13	131-109	.546
San Diego	5-11	131-109	.546
3. San Francisco	12-4	139-117	.543
4. St. Louis	14-2	138-118	.539
Seattle	9-7	138-118	.539
<b>6. Kansas City</b>	<b>6-10</b>	<b>136-120</b>	<b>.531</b>
7. Oakland	10-6	135-121	.527
Denver	8-8	135-121	.527
9. Washington	8-8	126-114	.525
10. Arizona	7-9	133-123	.520
11. Philadelphia	11-5	123-117	.513
12. Detroit	2-14	131-125	.512
13. Minnesota	5-11	129-127	.504
N.Y. Giants	7-9	121-119	.504
New England	11-5	129-127	.504
16. Indianapolis	6-10	112-112	.500
Tennessee	7-9	112-112	.500
18. Carolina	1-15	126-130	.492
19. Miami	11-5	125-131	.488
Cleveland	7-9	117-123	.488
21. Jacksonville	6-10	109-115	.487
22. N.Y. Jets	10-6	124-132	.484
23. Dallas	5-11	116-124	.483
24. Tampa Bay	9-7	123-133	.480
25. New Orleans	7-9	122-134	.477
Chicago	13-3	122-134	.477
27. Baltimore	10-6	114-126	.475
28. Green Bay	12-4	119-137	.465
29. Cincinnati	6-10	111-129	.463
30. Atlanta	7-9	118-138	.461
31. Pittsburgh	13-3	110-130	.458
32. Houston	0-0	113-143	.441

**NOTES:** Based on 2001 winning percentage of 2002 opponents.

*Teams playing Houston in 2002 will have fewer games listed for 2001.*



## AFC CHAMPIONSHIP GAME RESULTS



SEASON	DATE	RESULT	SITE
1960	1-1-61	Houston 24, L.A. Chargers	Houston
1961	12-24-61	Houston 10, San Diego 3	San Diego
<b>1962</b>	<b>12-23-62</b>	<b>Dallas 20, Houston 17**</b>	<b>Houston</b>
1963	1-5-64	San Diego 51, Boston 10	San Diego
1964	12-26-64	Buffalo 20, San Diego 7	Buffalo
1965	12-26-65	Buffalo 23, San Diego 0	San Diego
<b>1966</b>	<b>1-1-67</b>	<b>Kansas City 31, Buffalo 7</b>	<b>Buffalo</b>
1967	12-31-67	Oakland 40, Houston 7	Oakland
1968	12-29-68	N.Y. Jets 27, Oakland 23	New York
<b>1969</b>	<b>1-4-70</b>	<b>Kansas City 17, Oakland 7</b>	<b>Oakland</b>
1970	1-3-71	Baltimore 27, Oakland 17	Baltimore
1971	1-2-72	Miami 21, Baltimore 0	Miami
1972	12-31-72	Miami 21, Pittsburgh 17	Pittsburgh
1973	12-30-73	Miami 27, Oakland 10	Miami
1974	12-29-74	Pittsburgh 24, Oakland 13	Oakland
1975	1-4-76	Pittsburgh 16, Oakland 10	Pittsburgh
1976	12-26-76	Oakland 24, Pittsburgh 7	Oakland
1977	1-1-78	Denver 20, Oakland 17	Denver
1978	1-7-79	Pittsburgh 34, Houston 5	Pittsburgh
1979	1-6-80	Pittsburgh 27, Houston 13	Pittsburgh
1980	1-11-81	Oakland 34, San Diego 27	San Diego
1981	1-10-82	Cincinnati 27, San Diego 7	Cincinnati
1982	1-23-83	Miami 14, N.Y. Jets 0	Miami
1983	1-8-84	L.A. Raiders 30, Seattle 14	Los Angeles
1984	1-6-85	Miami 45, Pittsburgh 28	Miami
1985	1-12-86	New England 31, Miami 14	Miami
1986	1-11-87	Denver 23, Cleveland 20*	Cleveland
1987	1-17-88	Denver 38, Cleveland 33	Denver
1988	1-8-89	Cincinnati 21, Buffalo 10	Cincinnati
1989	1-14-90	Denver 37, Cleveland 21	Denver
1990	1-20-91	Buffalo 51, L.A. Raiders 3	Buffalo
1991	1-12-92	Buffalo 10, Denver 7	Buffalo
1992	1-17-93	Buffalo 29, Miami 10	Miami
<b>1993</b>	<b>1-23-94</b>	<b>Buffalo 30, Kansas City 13</b>	<b>Buffalo</b>
1994	1-15-95	San Diego 17, Pittsburgh 13	Pittsburgh
1995	1-14-96	Pittsburgh 20, Indianapolis 16	Pittsburgh
1996	1-12-97	New England 20, Jacksonville 6	New England
1997	1-11-98	Denver 24, Pittsburgh 21	Pittsburgh
1998	1-17-99	Denver 23, N.Y. Jets 10	Denver
1999	1-23-00	Tennessee 33, Jacksonville 14	Jacksonville
2000	1-14-01	Baltimore 16, Oakland 3	Oakland
2001	1-27-02	New England 24, Pittsburgh 17	Pittsburgh

\* Overtime

\*\* Double Overtime

Note: Includes AFL Championship Games, 1960-69



## NFC CHAMPIONSHIP GAME RESULTS



SEASON	DATE	RESULT	SITE
1960	12-26-60	Philadelphia 17, Green Bay 13	Philadelphia
1961	12-31-61	Green Bay 37, New York 0	Green Bay
1962	12-30-62	Green Bay 16, New York 7	New York
1963	12-29-63	Chicago 14, New York 10	Chicago
1964	12-27-64	Cleveland 27, Baltimore 0	Cleveland
1965	1-2-66	Green Bay 23, Cleveland 12	Green Bay
1966	1-1-67	Green Bay 34-, Dallas 27	Dallas
1967	12-31-67	Green Bay 21, Dallas 17	Green Bay
1968	12-29-68	Baltimore 34, Cleveland 0	Cleveland
1969	1-4-70	Minnesota 27, Cleveland 7	Minnesota
1970	1-3-71	Dallas 17, San Francisco 10	San Francisco
1971	1-2-72	Dallas 14, San Francisco 3	Dallas
1972	12-31-72	Washington 26, Dallas 3	Washington
1973	12-30-73	Minnesota 27, Dallas 10	Dallas
1974	12-29-74	Minnesota 14, Los Angeles 10	Minnesota
1975	1-4-76	Dallas 37, Los Angeles 7	Los Angeles
1976	12-26-76	Minnesota 24, Los Angeles 13	Minnesota
1977	1-1-78	Dallas 23, Minnesota 6	Dallas
1978	1-7-79	Dallas 28, Los Angeles 0	Los Angeles
1979	1-6-80	Los Angeles 9, Tampa Bay 0	Tampa Bay
1980	1-11-81	Philadelphia 20, Dallas 7	Philadelphia
1981	1-10-82	San Francisco 28, Dallas 27	San Francisco
1982	1-22-83	Washington 31, Dallas 17	Washington
1983	1-8-84	Washington 24, San Francisco 21	Washington
1984	1-6-85	San Francisco 23, Chicago 0	San Francisco
1985	1-12-86	Chicago 24, L.A. Rams 0	Chicago
1986	1-11-87	N.Y. Giants 17, Washington 0	East Rutherford
1987	1-17-88	Washington 17, Minnesota 10	Washington
1988	1-8-89	San Francisco 28, Chicago 3	Chicago
1989	1-14-90	San Francisco 30, L.A. Rams 3	San Francisco
1990	1-20-91	N.Y. Giants 15, San Francisco 13	San Francisco
1991	1-12-92	Washington 41, Detroit 10	Washington
1992	1-17-93	Dallas 30, San Francisco 20	San Francisco
1993	1-23-94	Dallas 38, San Francisco 21	Dallas
1994	1-5-95	San Francisco 38, Dallas 28	San Francisco
1995	1-14-96	Dallas 38, Green Bay 27	Dallas
1996	1-12-97	Green Bay 30, Carolina 13	Green Bay
1997	1-11-98	Green Bay 23, San Francisco 10	San Francisco
1998	1-17-99	Atlanta 30, Minnesota 27*	Minnesota
1999	1-23-00	St. Louis 11, Tampa Bay 6	St. Louis
2000	1-14-01	N.Y. Giants 41, Minnesota 0	East Rutherford
2001	1-27-02	St. Louis 29, Philadelphia 24	St. Louis

\* Overtime

Note: Includes NFL Championship Games, 1960-69



## SUPER BOWL RESULTS



<i>SUPER BOWL</i>	<i>DATE</i>	<i>RESULT</i>	<i>SITE</i>
<b>I</b>	<b>1-15-67</b>	<b>Green Bay 35, Kansas City 10</b>	<b>Los Angeles</b>
II	1-14-68	Green Bay 33, Oakland 14	Miami
III	1-12-69	N.Y. Jets 16, Baltimore 7	Miami
<b>IV</b>	<b>1-11-70</b>	<b>Kansas City 23, Minnesota 7</b>	<b>New Orleans</b>
V	1-17-71	Baltimore 16, Dallas 13	Miami
VI	1-16-72	Dallas 24, Miami 3	New Orleans
VII	1-14-73	Miami 14, Washington 7	Los Angeles
VIII	1-13-74	Miami 24, Minnesota 7	Houston
IX	1-12-75	Pittsburgh 16, Minnesota 6	New Orleans
X	1-18-76	Pittsburgh 21, Dallas 17	Miami
XI	1-9-77	Oakland 32, Minnesota 14	Pasadena
XII	1-15-78	Dallas 27, Denver 10	New Orleans
XIII	1-21-79	Pittsburgh 35, Dallas 31	Miami
XIV	1-20-80	Pittsburgh 31, Los Angeles 19	Pasadena
XV	1-25-81	Oakland 27, Philadelphia 10	New Orleans
XVI	1-24-82	San Francisco 26, Cincinnati 21	Pontiac
XVII	1-30-83	Washington 27, Miami 17	Pasadena
XVIII	1-22-84	L.A. Raiders 38, Washington 9	Tampa
XIX	1-20-85	San Francisco 38, Miami 16	Stanford
XX	1-26-86	Chicago 46, New England 10	New Orleans
XXI	1-25-87	N.Y. Giants 39, Denver 20	Pasadena
XXII	1-31-88	Washington 42, Denver 10	San Diego
XXIII	1-22-89	San Francisco 20, Cincinnati 16	Miami
XXIV	1-28-90	San Francisco 55, Denver 10	New Orleans
XXV	1-27-91	N.Y. Giants 20, Buffalo 19	Tampa
XXVI	1-26-92	Washington 37, Buffalo 24	Minneapolis
XXVII	1-31-93	Dallas 52, Buffalo 17	Pasadena
XXVIII	1-30-94	Dallas 30, Buffalo 13	Atlanta
XXIX	1-29-95	San Francisco 49, San Diego 26	Miami
XXX	1-28-96	Dallas 27, Pittsburgh 17	Tempe
XXXI	1-26-97	Green Bay 35, New England 21	New Orleans
XXXII	1-25-98	Denver 31, Green Bay 24	San Diego
XXXIII	1-31-99	Denver 34, Atlanta 19	Miami
XXXIV	1-30-00	St. Louis 23, Tennessee 16	Atlanta
XXXV	1-28-01	Baltimore 34, N.Y. Giants 7	Tampa
XXXVI	2-3-02	New England 20, St. Louis 17	New Orleans



## NATIONAL FOOTBALL LEAGUE

280 Park Avenue  
New York, NY 10017  
(212) 450-2000



## AMERICAN FOOTBALL CONFERENCE



### BALTIMORE RAVENS

11001 Owings Mills Boulevard  
Owings Mills, MD 21117  
(410) 654-6200  
(410) 654-6249 (FAX)

### BUFFALO BILLS

One Bills Drive  
Orchard Park, NY 14127-2296  
(716) 648-1800  
(716) 648-3202 (FAX)

### CINCINNATI BENGALS

One Paul Brown Stadium  
Cincinnati, OH 45202-3492  
(513) 621-3550  
(513) 455-8740 (FAX)

### CLEVELAND BROWNS

76 Lou Groza Boulevard  
Berea, OH 44017  
(440) 891-5000  
(440) 891-5009 (FAX)

### DENVER BRONCOS

13655 Broncos Parkway  
Englewood, CO 80112  
(303) 649-9000  
(303) 649-0562 (FAX)

### HOUSTON TEXANS

One Reliant Park  
Houston, TX 77054  
(832) 667-2000  
(832) 667-2100 (FAX)

### INDIANAPOLIS COLTS

Union Federal Football Center  
7001 West 56th Street  
Indianapolis, IN 46254  
(317) 297-2658  
(317) 388-0982 (FAX)

### JACKSONVILLE JAGUARS

One ALLTEL Stadium Place  
Jacksonville, FL 32202  
(904) 633-6000  
(904) 633-6055 (FAX)

### KANSAS CITY CHIEFS

One Arrowhead Drive  
Kansas City, MO 64129  
(816) 920-9300  
(816) 923-4719 (FAX)

### MIAMI DOLPHINS

7500 S.W. 30th Street  
Davie, FL 33314  
(954) 452-7010  
(954) 452-7055 (FAX)

### NEW ENGLAND PATRIOTS

CMGI Field  
One Patriot Place  
Foxboro, MA 02035  
(508) 543-8200  
(508) 543-9053 (FAX)

### NEW YORK JETS

1000 Fulton Avenue  
Hempstead, NY 11550  
(516) 560-8100  
(516) 560-8197 (FAX)

### OAKLAND RAIDERS

1220 Harbor Bay Parkway  
Alameda, CA 94502  
(510) 864-5000  
(510) 864-5134 (FAX)

### PITTSBURGH STEELERS

UPMC Sports Performance Complex  
3400 South Water Street  
Pittsburgh, PA 15203-2349  
(412) 432-7820  
(412) 432-7878 (FAX)

### SAN DIEGO CHARGERS

4020 Murphy Canyon Road  
San Diego, CA 92123  
(858) 874-4500  
(858) 292-2760 (FAX)

### TENNESSEE TITANS

460 Great Circle Road  
Nashville, TN 37228  
(615) 565-4000  
(615) 565-4105 (FAX)



**NFL FILMS**  
One NFL Plaza  
Mt. Laurel, NJ 08054  
(856) 222-3500



**NATIONAL  
FOOTBALL CONFERENCE**



**ARIZONA CARDINALS**

8701 South Hardy Drive  
Tempe, AZ 85284-2800  
(602) 379-0101  
(602) 379-1821 (FAX)

**ATLANTA FALCONS**

4400 Falcon Parkway  
Flowers Branch, GA 30542  
(770) 965-3115  
(770) 965-2766 (FAX)

**CAROLINA PANTHERS**

800 South Mint Street  
Charlotte, NC 28202  
(704) 358-7000  
(704) 358-7615 (FAX)

**CHICAGO BEARS**

Halas Hall at Conway Park  
1000 Football Drive  
Lake Forest, IL 60045  
(847) 295-6600  
(847) 615-2387 (FAX)

**DALLAS COWBOYS**

Cowboys Center  
One Cowboys Parkway  
Irving, TX 75063-4999  
(972) 556-9900  
(972) 556-9918 (FAX)

**DETROIT LIONS**

222 Republic Drive  
Allen Park, MI 48101  
(313) 216-4000  
(313) 216-4229 (FAX)

**GREEN BAY PACKERS**

1265 Lombardi Avenue  
Green Bay, WI 54304  
(920) 496-5700  
(920) 496-5749 (FAX)

**MINNESOTA VIKINGS**

9520 Viking Drive  
Eden Prairie, MN 55344  
(952) 828-6500  
(952) 828-6540 (FAX)

**NEW ORLEANS SAINTS**

5800 Airline Drive  
Metairie, LA 70003  
(504) 733-0255  
(504) 731-1888 (FAX)

**NEW YORK GIANTS**

Giants Stadium  
East Rutherford, NJ 07073  
(201) 935-8111  
(201) 935-8493 (FAX)

**PHILADELPHIA EAGLES**

Nova Care Complex  
One Nova Care Way  
Philadelphia, PA 19145  
(215) 463-2500  
(215) 339-6745 (FAX)

**ST. LOUIS RAMS**

One Rams Way  
St. Louis, MO 63045  
(314) 982-7267  
(314) 770-9261 (FAX)

**SAN FRANCISCO 49ERS**

4949 Centennial Boulevard  
Santa Clara, CA 95054-1229  
(408) 562-4949  
(408) 727-2760 (FAX)

**SEATTLE SEAHAWKS**

11220 N.E. 53rd Street  
Kirkland, WA 98033  
(425) 827-9777  
(425) 893-5108 (FAX)

**TAMPA BAY BUCCANEERS**

One Buccaneer Place  
Tampa, FL 33607  
(813) 870-2700  
(813) 878-0813 (FAX)

**WASHINGTON REDSKINS**

21300 Redskin Park Drive  
Ashburn, VA 20147  
(703) 726-7000  
(703) 726-7086 (FAX)

## ALL-TIME AFL TEAM, 1960-69



### OFFENSE

Lance Alworth, San Diego Chargers . . . . . Wide Receiver  
 Don Maynard, New York Jets . . . . . Wide Receiver  
**Fred Arbanas, Kansas City Chiefs** . . . . . Tight End  
 Ron Mix, San Diego Chargers . . . . . Tackle  
**Jim Tyrer, Kansas City Chiefs** . . . . . Tackle  
**Ed Budde, Kansas City Chiefs** . . . . . Guard  
 Billy Shaw, Buffalo Bills . . . . . Guard  
 Jim Otto, Oakland Raiders . . . . . Center  
 Joe Namath, New York Jets . . . . . Quarterback  
 Clem Daniels, Oakland Raiders . . . . . Running Back  
 Paul Lowe, San Diego Chargers . . . . . Running Back

### DEFENSE

**Jerry Mays, Kansas City Chiefs** . . . . . End  
 Gerry Philbin, New York Jets . . . . . End  
 Houston Antwine, Boston Patriots . . . . . Tackle  
 Tom Sestak, Buffalo Bills . . . . . Tackle  
**Bobby Bell, Kansas City Chiefs** . . . . . Linebacker  
 George Webster, Houston Oilers . . . . . Linebacker  
 Nick Buoniconti, Boston Patriots . . . . . M-Linebacker  
 Willie Brown, Oakland Raiders . . . . . Cornerback  
 Dave Grayson, Oakland Raiders . . . . . Cornerback  
**Johnny Robinson, Kansas City Chiefs** . . . . . Safety  
 George Saimes, Buffalo Bills . . . . . Safety

### SPECIALISTS

George Blanda, Oakland Raiders . . . . . Kicker  
 Jerrel Wilson, Kansas City Chiefs . . . . . Punter

*(Chosen by AFL Members of the  
 Hall of Fame Selection Committee)*



## FUTURE SUPER BOWL SITES



SUPER BOWL	SITE	STADIUM	DATE
XXXVII	San Diego	Qualcomm	January 26, 2003
XXXVIII	Houston	Reliant	February 1, 2004
XXIX	Jacksonville	ALLTEL	February 6, 2005
XL	Detroit	Ford Field	February 5, 2006



## NFL EUROPE / WORLD LEAGUE CHIEFS



PLAYER	POSITION	CHIEFS YEARS	NFL EUROPE TEAM	EUROPE YEARS
Louie Aguilar	P	1994-98	Barcelona Dragons	1991
Darnell Alford	G	2000-01	Berlin Thunder	2002
Tom Barndt	G	1996-99	Scottish Claymores	1996
Matt Blundin	QB	1992-95	Scottish Claymores	1995
Willie Davis	WR	1991-95	Orlando Thunder	1992
Mike Elkins	QB	1989-90	Sacramento Surge	1991
Joe Germaine	QB	2001	Barcelona Dragons	2002
Dante Hall	WR	2000-01	Scottish Claymores	2001
Corey Harris	CB	2001	Rhein Fire	2001
Reggie Jones	WR	1997	England Monarchs	1997
Sean LaChapelle	WR	1996	Scottish Claymores	1996
Sean Manuel	TE	1998	England Monarchs	1996
Mike Maslowski	LB	1999-01	Barcelona Dragons	1999
Steve Matthews	QB	1995-96	Scottish Claymores	1996
Norris McCleary	DT	2000-01	Frankfurt Galaxy	2002
Pellom McDaniels	DT	1993-98	Birmingham Fire	1991-92
Anthony Parker	CB	1991	N.Y./N.J. Knights	1991
Ty Parten	DT	1997-99	Scottish Claymores	1996
Joe Perez	WR	2000	Rhein Fire	2001
Ted Popson	TE	1997-98	England Monarchs	1992
Bryan Proby	DT	1995	Scottish Claymores	1996
Terdell Sands	DT	2001	Berlin Thunder	2002
Tracy Simien	LB	1991-97	Montreal Machine	1991
Jeff Smith	C	1997-99	Scottish Claymores	1997
Marcus Spears	T	1997-01	Amsterdam Admirals	1996
Gary Stills	LB	1999-2001	Frankfort Galaxy	2001
Tommie Stowers	TE	1994	Orlando Thunder	1992
Willy Tate	TE	1998	Scottish Claymores	1996, '98
Keith Traylor	DT	1995-96	Barcelona Dragons	1995
Joe Valerio	T	1991-95	Birmingham Fire	1991
Brian Waters	G	2000-01	Berlin Thunder	2000
Thomas Washington	DT	2000	Berlin Thunder	2001
Ted White	QB	1999	Frankfort Galaxy	2000

**Note:** Includes NFL Europe or World League players who were credited with an accrued NFL season with the Chiefs on either the active roster or on an injury list.



This Bud's for you.



<http://www.budweiser.com>

©2000 Anheuser-Busch, Inc. Budweiser® Beer St. Louis, MO



# 2002 KANSAS CITY CHIEFS SCHEDULE

## August PRE-SEASON

10 Sat.	at San Francisco 49ers	8:00	p.m.
17 Sat.	<b>HOUSTON TEXANS</b>	7:30	p.m.
24 Sat.	at Seattle Seahawks	9:00	p.m.
30 Fri.	<b>ST. LOUIS RAMS</b>	7:30	p.m.

## REGULAR SEASON

### September

8 Sun.	at Cleveland Browns	12:00	Noon
15 Sun.	<b>JACKSONVILLE JAGUARS</b>	12:00	Noon
22 Sun.	at New England Patriots	12:00	Noon
29 Sun.	<b>MIAMI DOLPHINS</b>	12:00	Noon

### October

6 Sun.	at New York Jets	3:05	p.m.
13 Sun.	at San Diego Chargers	3:15	p.m.
20 Sun.	<b>DENVER BRONCOS</b>	12:00	Noon
27 Sun.	<b>OAKLAND RAIDERS</b>	12:00	Noon

### November

3 Sun.	Open Date		
10 Sun.	at San Francisco 49ers	3:15	p.m.
17 Sun.	<b>BUFFALO BILLS</b>	12:00	Noon
24 Sun.	at Seattle Seahawks	3:05	p.m.

### December

1 Sun.	<b>ARIZONA CARDINALS</b>	12:00	Noon
8 Sun.	<b>ST. LOUIS RAMS</b>	12:00	Noon
15 Sun.	at Denver Broncos	3:05	p.m.
22 Sun.	<b>SAN DIEGO CHARGERS</b>	12:00	Noon
28 Sat.	at Oakland Raiders	4:00	p.m.

(All times are central time)